

REPORT NUMBER: 214P-CAL-23-006

**SAFETY COMPLIANCE TESTING FOR FMVSS 214
DYNAMIC SIDE IMPACT PROTECTION
RIGID POLE TEST**

**Bayerische Motoren Werke AG
2023 BMW X1 xDrive28i
5 Door SUV**

NHTSA No: C20234101

**PREPARED BY:
CALSPAN CORPORATION
P.O. BOX 400
BUFFALO, NEW YORK 14225**



June 8, 2023


FINAL REPORT

**PREPARED FOR:
U. S. DEPARTMENT OF TRANSPORTATION
NATIONAL HIGHWAY TRAFFIC SAFETY ADMINISTRATION
ENFORCEMENT
OFFICE OF VEHICLE SAFETY COMPLIANCE
1200 NEW JERSEY AVE. S.E.
WEST Bldg. (NEF-240)
WASHINGTON, D.C. 20590**

This final test report was prepared for the U.S. Department of Transportation, National Highway Traffic Safety Administration, in response to Contract Number DTNH22-17-D-00078.

This publication is distributed by the U.S. Department of Transportation, National Highway Traffic Safety Administration, in the interest of information exchange. The opinions, findings and conclusions expressed in this publication are those of the author(s) and not necessarily those of the Department of Transportation or the National Highway Traffic Safety Administration. The United States Government assumes no liability for its contents or use thereof.

If trade or manufacturers' names or products are mentioned, it is only because they are considered essential to the object of the publication and should not be construed as an endorsement. The United States Government does not endorse products or manufacturers.

Prepared by:  Date: June 8, 2023
Quinn Porzio, Test Engineer

Approved by:  Date: June 8, 2023
Matthew Pronko, Senior Test Engineer

FINAL REPORT ACCEPTANCE BY OVSC:

Accepted by 

Date: June 20, 2023

TECHNICAL REPORT DOCUMENTATION PAGE

1. Report No. 214P-CAL-23-006	2. Government Accession No.	3. Recipient's Catalog No.																								
4. Title and Subtitle Final Report of 214P Compliance Test Side Impact Protection Testing of a 2023 BMW X1 xDrive28i 5 Door SUV NHTSA No.: C20234101		5. Report Date June 8, 2023																								
		6. Performing Organization Code CAL																								
7. Author(s) Quinn Porzio, Test Engineer Matthew Pronko, Senior Test Engineer		8. Performing Organization Report No. CAL-DOT-2023-006																								
9. Performing Organization Name and Address Calspan Corporation Transportation Test Operations P.O. Box 400 Buffalo, New York 14225		10. Work Unit No.																								
		11. Contract or Grant No. DTNH22-17-D-00078																								
12. Sponsoring Agency Name and Address U.S. Department of Transportation National Highway Traffic Safety Administration Office of Vehicle Safety Compliance 1200 New Jersey Ave., SE Washington, D.C. 20590		13. Type of Report and Period Covered: Final Test Report May 30, 2023 - June 8, 2023																								
		14. Sponsoring Agency Code NEF-240																								
15. Supplementary Notes																										
16. Abstract A 31.00 km/h (19.3 mph), 285° oblique compliance test was conducted on the subject 2023 BMW X1 xDrive28i 5 Door SUV in accordance with the specifications of the Office of Vehicle Safety Compliance TP-214P-01 for the determination of FMVSS No.214 Side Impact Protection compliance. This test was conducted at Calspan Corporation's Transportation Test Operations facility in Buffalo, New York on May 30, 2023. The impact velocity of the vehicle was 30.97 km/h, and the ambient temperature at the struck (passenger's) side of the target vehicle was 21°C. The target vehicle's maximum post-test static crush was 327 mm located at level 3. The test vehicle's occupant performance data is as follows:																										
<table border="1"> <thead> <tr> <th rowspan="2">Measurement Description</th> <th colspan="3">Front Passenger ATD (ES-2re)</th> </tr> <tr> <th>Units</th> <th>IARV</th> <th>Result</th> </tr> </thead> <tbody> <tr> <td>Head Injury Criteria (HIC36)</td> <td></td> <td>1000</td> <td>338.760</td> </tr> <tr> <td>Maximum Thoracic Rib Deflection</td> <td>mm</td> <td>44</td> <td>30.319</td> </tr> <tr> <td>Total Abdominal Force</td> <td>N</td> <td>2500</td> <td>950.543</td> </tr> <tr> <td>Pubic Symphysis Force</td> <td>N</td> <td>6000</td> <td>2034.827</td> </tr> </tbody> </table>				Measurement Description	Front Passenger ATD (ES-2re)			Units	IARV	Result	Head Injury Criteria (HIC36)		1000	338.760	Maximum Thoracic Rib Deflection	mm	44	30.319	Total Abdominal Force	N	2500	950.543	Pubic Symphysis Force	N	6000	2034.827
Measurement Description	Front Passenger ATD (ES-2re)																									
	Units	IARV	Result																							
Head Injury Criteria (HIC36)		1000	338.760																							
Maximum Thoracic Rib Deflection	mm	44	30.319																							
Total Abdominal Force	N	2500	950.543																							
Pubic Symphysis Force	N	6000	2034.827																							
The two doors on the struck side of the vehicle did not separate from the body at the hinges or latches and the opposite doors did not open during the side impact event.																										
17. Key Words Compliance Testing Side Impact Protection Pole Test ES-2re SID-IIs		18. Distribution Statement Copies of this report are available from: National Highway Traffic Safety Administration Technical Information Services (TIS) Room E12-100 East Bldg. 1200 New Jersey Ave. Washington, D.C. 20590 Telephone No. (202) 366-2588																								
19. Security Class. (of this report) UNCLASSIFIED	20. Security Class. (of this page) UNCLASSIFIED	21. No. of Pages 109	22. Price																							

TABLE OF CONTENTS

<u>Section</u>		<u>Page</u>
1	Test Purpose and Summary of the Test	1-1
2	Occupant and Vehicle Information	2-1
 <u>Data Sheet</u>		 <u>Page</u>
1	Test Vehicle Information and Options	2-2
2	Vehicle Tire Information	2-3
3	General Test and Vehicle Parameter Data	2-4
4	Seat and Seat Belt Adjustment Data	2-5
5	Fuel Systems and Steering Wheel Position Data	2-6
6	Dummy Longitudinal Clearance Dimensions	2-7
7	Dummy Lateral Clearance Dimensions	2-8
8	Location of Cameras	2-9
9	Test Vehicle Accelerometer Location	2-10
10	Test Vehicle Accelerometer Data Summary	2-11
11	Dummy Injury Response Data	2-12
12	Post Test Observations	2-13
13	Vehicle Pre-test and Post-test Measurements	2-15
14	Exterior Crush Measurements	2-16
15	Vehicle Exterior Crush Profiles	2-17
16	Temperature and Humidity Trace	2-19
 <u>Appendix</u>		 <u>Page</u>
I	Photographs	I-1
II	Dummy Response Data	II-1
III	Vehicle and Dummy Response Data Plots	III-1
IV	Dummy Performance Calibration Test Data	IV-1
V	Test Equipment and Instrumentation Calibration	V-1

SECTION 1

PURPOSE AND SUMMARY OF TEST

PURPOSE

This side impact test was conducted as part of the FY 2023 FMVSS 214 Side Impact Protection Compliance Test Program, sponsored by the National Highway Traffic Safety Administration (NHTSA), under Contract No. DTNH22-17-D-00078. The purpose of this test was to evaluate side impact protection in a 2023 BMW X1 xDrive28i 5 Door SUV. The side impact test was conducted in accordance with the Office of Vehicle Safety Compliance's Laboratory Test Procedure, TP-214P-01 dated September 2012.

SUMMARY

A rigid pole side impact test was conducted on a 2023 BMW X1 xDrive28i 5 Door SUV. The subject vehicle was towed into the rigid pole at an angle of 285° and a velocity of 30.97 km/h. The test was conducted by Calspan Corporation's Transportation Test Operations facility in Buffalo, New York on May 30, 2023. Pre-test and post-test photographs of the test vehicle and side impact dummy (ES2re) are included in Appendix I of this report.

One Part 572U (ES2re) dummy was placed in the front passenger designated seating position according to instructions specified in the TP-214P-01 Test Procedure, dated September 2012. The side impact event was documented by nine High Speed Cameras and one real time camera.

The ES2re male dummy was instrumented accordingly:

- Primary and redundant head CG tri-axial accelerometers
- Chest upper rib, middle rib, and lower rib y-axis displacement potentiometers
- Abdomen forward, middle, and rear y-axis load cells
- Lower spine (T12) tri-axial accelerometers
- Public symphysis y-axis load cell

Appendix II contains the dummy response data. Dummy configuration and performance verification data can be found in Appendix IV of this report. Appendix V identifies all serial numbers, manufacturers, and calibration dates for test equipment, dummy sensors, potentiometers, and load cells used to collect data during the test.

Injury readings for the ES2re dummy were recorded as follows:

INJURY READINGS

Measurement Description	Front Passenger ATD (ES2re)		
	Units	IARV	Result
Head Injury Criteria (HIC36)		1000	338.760
Upper Rib Deflection	mm	44	30.319
Mid Rib Deflection	mm	44	25.653
Lower Rib Deflection	mm	44	26.573
Abdominal Load (front)	N		344.504
Abdominal Load (mid)	N		256.579
Abdominal Load (rear)	N		377.256
Total Abdominal Force	N	2500	950.543
Pubic Symphysis Force	N	6000	2034.827

SECTION 2

OCCUPANT AND VEHICLE INFORMATION

This section contains information reporting for the following Data Sheets:

<u>Data Sheet</u>		<u>Page</u>
1	Test Vehicle Information and Options	2-2
2	Vehicle Tire Information	2-3
3	General Test and Vehicle Parameter Data	2-4
4	Seat and Seat Belt Adjustment Data	2-5
5	Fuel Systems and Steering Wheel Position Data	2-6
6	Dummy Longitudinal Clearance Dimensions	2-7
7	Dummy Lateral Clearance Dimensions	2-8
8	Location of Cameras	2-9
9	Test Vehicle Accelerometer Location	2-10
10	Test Vehicle Accelerometer Summary	2-11
11	Dummy Injury Response Data	2-12
12	Post Test Observations	2-13
13	Vehicle Pre-test and Post-test Measurements	2-15
14	Exterior Crush Measurements	2-16
15	Vehicle Exterior Crush Profiles	2-17
16	Temperature and Humidity Trace	2-19

**DATA SHEET NO. 1
TEST VEHICLE INFORMATION AND OPTIONS**

Test Vehicle: 2023 BMW X1 xDrive28i 5 Door SUV
 Test Facility: Calspan

NHTSA No.: C20234101
 Test Date: 05/30/2023

TEST VEHICLE INFORMATION AND OPTIONS

Make	BMW	Anti-Lock Brakes (ABS)	Yes
Model	X1 xDrive28i	All-Wheel Drive (AWD)	Yes
Body Style	5 Door SUV	Traction Control System (TCS)	Yes
VIN	WBX73EF04P5W51965	Electric Stability Control (ECS)	Yes
Body Color	Green	Curtain Airbags	Yes
Engine Displacement (L)	2.0	Pelvis/Torso Airbags – Front Seats	Yes
Type / No. Cylinders	I4	Pelvis/Torso Airbags – Rear Seats	Yes
Engine Placement	Transverse	Combination/Head Torso Bag	No
Transmission Type	Automatic	Pelvic Airbag – Front Seats	No
Transmission Speeds	7-speed	Pelvis Airbag – Rear Seats	No
Overdrive	Yes	Knee Airbag – Driver	Yes
Final Drive	AWD	Knee Airbag – Front Passenger	Yes
Odometer Reading (mi)	16 mi	Seat Belt Pretensioners – Front Seats	Yes
		Seat Belt Pretensioners – Rear Seats	Yes
		Seat Belt Load Limiter – Front Seats	Yes
		Seat Belt Load Limiter – Rear Seats	Yes
		Tire Pressure Monitoring System (TPMS)	Yes
		Tilt Steering Wheel	Yes
		Automatic Door Locks (ADL)	Yes
		Power Window Auto-reverse	Yes
		Power Seats	Yes
		Other Safety Restraint	N/A

DATA FROM CERTIFICATION LABEL

Manufactured By	Bayerische Motoren Werke AG	GVWR (kg)	2200
Date of Manufacture	02/23	GVWR Front (kg)	1155
Vehicle Type	MPV	GVWR Rear (kg)	1145

VEHICLE SEATING AND WEIGHT CAPACITY DATA

Measured Parameter	Front	Rear	Third	Total
Type of Seats (Bench or Bucket)	Bucket	Split Bench	N/A	
Designated Seating Capacity (DSC)	2	3	N/A	5
Capacity Weight (VCW) (kg)				451
Cargo Weight (RCLW) (kg)				110.8

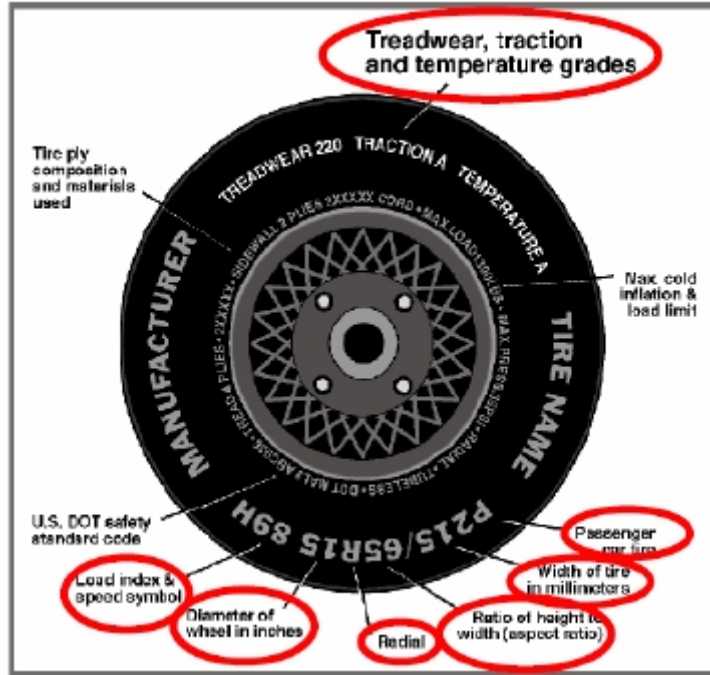
**DATA SHEET NO. 2
VEHICLE TIRE INFORMATION**

Test Vehicle: 2023 BMW X1 xDrive28i 5 Door SUV
 Test Facility: Calspan

NHTSA No.: C20234101
 Test Date: 05/30/2023

VEHICLE TIRE INFORMATION

Collected for year, make, model, & VIN, all items circled in red, tire manufacturer and tire name



TIRE SIDEWALL INFORMATION

Tire Placard	Front	Rear
Recommended Cold Pressure (kPa)	240	220
Recommended Tire Size	225/55R18	225/55R18
Tire Sidewall	Front	Rear
Maximum Tire Pressure (kPa)	340	340
Tire Size on Vehicle	225/55R18	225/55R18
Tire Manufacturer Model	Hankook	Hankook
Tire Name	Ventus S1	Ventus S1
Tire Type	All Season	All Season
Tire Width	225	225
Aspect Ratio	55	55
Radial	Yes	Yes
Wheel Diameter	18	18
Load Index / Speed Symbol	N/A	N/A
Treadwear	620	620
Traction Grade	A	A
Temperature Grades	BB	BB

**DATA SHEET NO. 3
GENERAL TEST AND VEHICLE PARAMETER DATA**

Test Vehicle: 2023 BMW X1 xDrive28i 5 Door SUV
 Test Facility: Calspan

NHTSA No.: C20234101
 Test Date: 05/30/2023

TIRE PRESSURES

	Units	LF	RF	LR	RR
As Delivered	kPa	255	235	232	236
Tire Placard	kPa	240	240	220	220

TEST VEHICLE AXLE WEIGHTS

	Units	As Delivered (UVW)			Fully Loaded			As Tested		
		Front	Rear	Total	Front	Rear	Total	Front	Rear	Total
Left	kg	490.5	355.0		511.0	413.0		493.5	437.5	
Right	kg	471.5	376.0		488.0	474.0		495.5	451.5	
Ratio	%	56.8	43.2		53.0	47.0		52.7	47.3	
Totals	kg	962.0	731.0	1693.0	999.0	887.0	1886.0	989.0	889.0	1878.0

TARGET TEST WEIGHT CALCULATION

Measured Parameter	Units	Value	
Total As Delivered Weight (UVW)	kg	1693.0	(A)
Weight of Test Dummy	kg	81.0	(B)
Rated Cargo / Luggage Weight (RCLW)	kg	110.8	(C)
Calculated Vehicle Target Weight (TVTW)	kg	1884.8	(A+B+C)

TEST VEHICLE ATTITUDES AND CG

Measurement Description	Units	As Delivered	Fully Loaded	As Tested
Driver Door Sill Angle	Deg	+0.50	+1.00	+0.55
Front Passenger Sill Angle	Deg	+1.00	+0.80	+0.80
Front Bumper-Line Angle	Deg	-0.10	+0.25	0.00
Rear Bumper-Line Angle	Deg	-0.10	-0.10	-0.10

ND = Nose Down (-), NU = Nose Up (+), LD = Left Down (-), LU = Left Up (+)

CALCULATION OF VERTICAL IMPACT REFERENCE LINE

Measured Parameter	Units	Value
Test Vehicle Wheelbase	mm	2687
Vertical Impact Reference Line Aft of Front Axle	mm	1330

WEIGHT OF BALLAST AND VEHICLE COMPONENTS REMOVED TO MEET TVTW

Component Description	Weight (kg)
Trunk Carpeting	10.5
Spare Tire	13.0
Jack	3.5
Privacy Cover Trim	1
Front Bumper Fascia	10.5
Ballast (if any)	83.5

DATA SHEET NO. 4
SEAT AND SEAT BELT ANCHORAGE ADJUSTMENT DATA

Test Vehicle: 2023 BMW X1 xDrive28i 5 Door SUV
Test Facility: Calspan

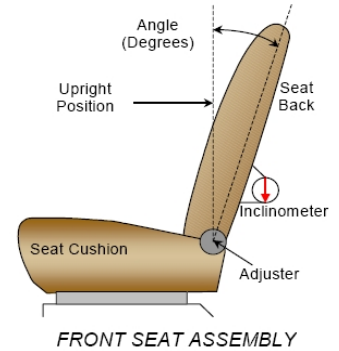
NHTSA No.: C20234101
Test Date: 05/30/2023

SEAT BACK ANGLE ADJUSTMENT

The driver and passenger seat backs are positioned to the manufacturer's designated angle provided in the Form 1.

	Units	Seat Back Angle
Driver Seat	deg	18.1
Front Passenger Seat	deg	18.2

*Measurement taken on seatback



SEAT HEIGHT AND ANGLE

Seat	As Tested SCRL Angle (Mid) (°)	SCRP Height Position	SCRP Height (mm)		
			Rearmost	Mid-Fore / Aft	Forward-Most
Driver Seat	16.8	Max	50	54	62
		Mid	28	34	42
		Min	6	13	22
Front Passenger Seat	16.0	Max	51	60	68
		Mid	29	38	46
		Min	7	15	23

SEAT FORE / AFT POSITION

Seat	Total Fore / Aft Travel		Placed in Position #	
	mm	Detents	mm	Detents
Driver Seat	240	Power	120	Power
Front Passenger Seat	249	Power	125	Power

SEAT BELT ANCHORAGE ADJUSTMENT

Seat	Total # of Positions	Placed in Position #
Front Passenger Seat	Fixed	Fixed

HEAD RESTRAINT ADJUSTMENT

Seat	Total # of Positions	Placed in Position #
Front Passenger Seat	5 (0-4)	Uppermost

**DATA SHEET NO. 5
FUEL SYSTEMS AND STEERING WHEEL POSITION DATA**

Test Vehicle: 2023 BMW X1 xDrive28i 5 Door SUV
 Test Facility: Calspan

NHTSA No.: C20234101
 Test Date: 05/30/2023

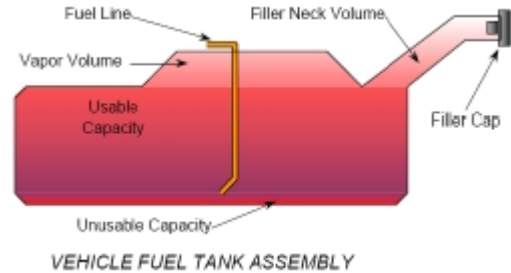
FUEL TANK CAPACITY

Description	Liters
Usable Capacity of (Form No.1)	54.0
Usable Capacity of (Owner's Manual)	54.0
92 - 94% of Usable Capacity	49.7 - 50.8
Actual Amount of Solvent Used in Test	49.9

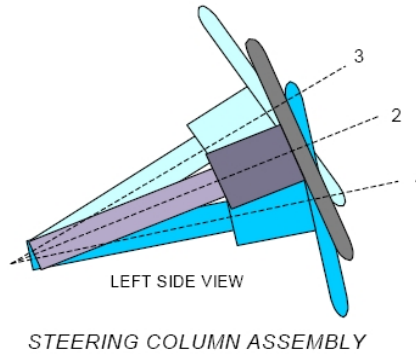
FUEL PUMP

Describe the operation of the fuel pump.

The vehicle is equipped with an electric fuel pump. The fuel filler neck is on the right side of the vehicle. The pump creates positive pressure in the fuel lines, pushing the gasoline to the engine. See form 1 for more information.



STEERING COLUMN POSITIONS

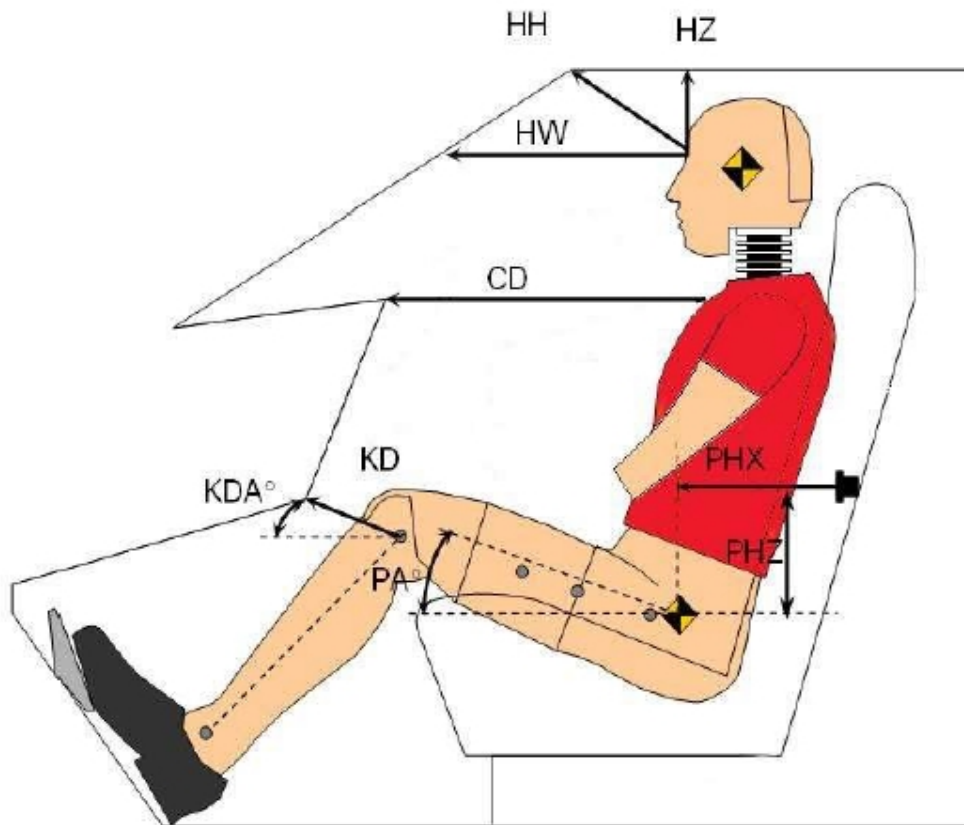


	Degrees	Fore / Aft Position (mm)
Lowermost - Position No. 1	23.2	
Geometric center - Position No. 2	25.5	
Uppermost - Position No. 3	27.8	
Telescoping Steering Wheel Travel		60
Test Position		30

DATA SHEET NO. 6
DUMMY LONGITUDINAL CLEARANCE DIMENSIONS

Test Vehicle: 2023 BMW X1 xDrive28i 5 Door SUV
Test Facility: Calspan

NHTSA No.: C20234101
Test Date: 05/30/2023



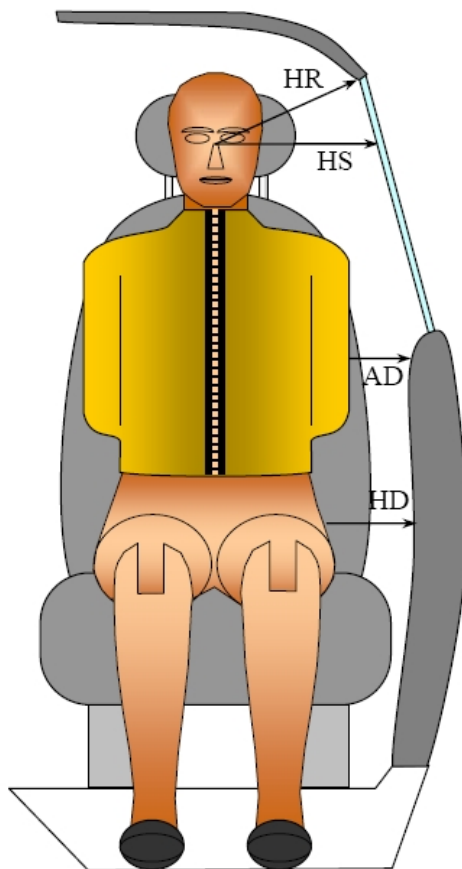
DUMMY LONGITUDINAL CLEARANCE DIMENSION INFORMATION

Driver Code	Description	Front Passenger	
		Length (mm)	Angle (°)
HH	Head to Header	409	
HW	Head to Windshield	658	
HZ	Head to Roof Liner	228	
NR	Nose to Dash	638	
CD	Chest to Dash	557	
KD(L) / KDA(L)°	Left Knee to Dash	231	29.2
KD(R) / KDA(R)°	Right Knee to Dash	226	32.5
PAX°	Pelvic Tilt Angle (Y-Axis)		24.1
PAY°	Pelvic Tilt Angle (Y-Axis)		1.1
PHX	Hip Point to Striker (X-Axis)	122	
PHZ	Hip Point to Striker (Z-Axis)	177	

**DATA SHEET NO. 7
DUMMY LATERAL CLEARANCE DIMENSIONS**

Test Vehicle: 2023 BMW X1 xDrive28i 5 Door SUV
 Test Facility: Calspan

NHTSA No.: C20234101
 Test Date: 05/30/2023



FRONT VIEW OF DUMMY

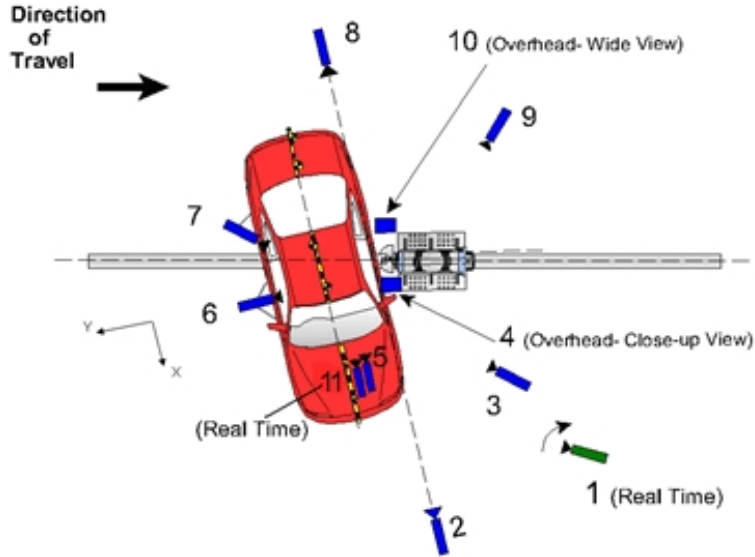
DUMMY LATERAL CLEARANCE DIMENSION INFORMATION

Code	Measurement Description	Units	Front Passenger
HR	Head to Side Header	mm	230
HS	Head to Side Window	mm	365
AD	Arm to Door	mm	100
HD	H-Point to Door	mm	148

**DATA SHEET NO. 8
LOCATION OF CAMERAS**

Test Vehicle: 2023 BMW X1 xDrive28i 5 Door SUV
 Test Facility: Calspan

NHTSA No.: C20234101
 Test Date: 05/30/2023



CAMERA LOCATIONS AND DATA

CAMERA LOCATIONS AND DATA

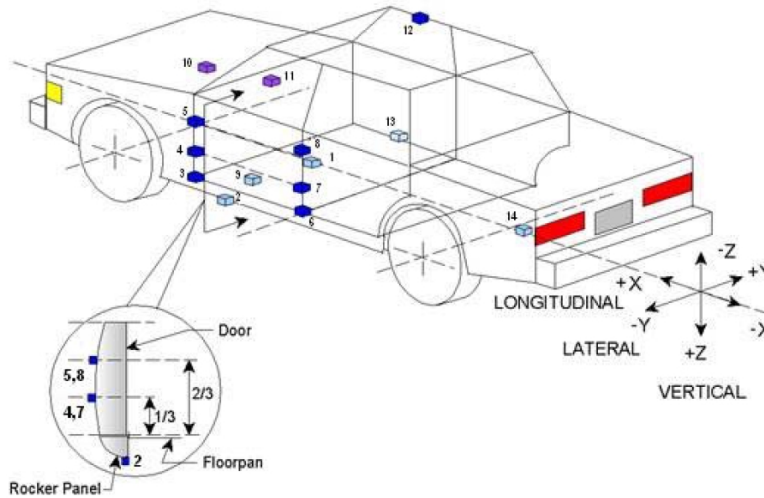
No.	Camera View	Coordinates (mm)			Lens Length (mm)	Operating Frame Rate (fps)
		X	Y	Z		
1	Real-time (24 - 30 fps) pan view of impact				Zoom	60
2	Front ground level - impact view	6954	0	-1545	28	1000
3	Impact side 45° - forward pole view	5653	-1377	-1562	24	1000
4	Overhead Close-up view of impact	0	0	-9375	28	1000
5	Onboard - dummy front view				25	1000
6	Onboard - dummy side view				12.5	1000
7	Onboard - dummy rear oblique view				12.5	1000
8	Rear ground level - impact view	-7528	0	-1453	28	1000
9	Impact side 45° - rearward pole view	-4725	-3375	-1592	24	1000
10	Overhead wide - view of impact	0	0	-9375	12.5	1000

Notes: Reference - From Point of Impact for X and Y; from Ground for Z
 +X = Forward of vehicle, +Y = Right of vehicle, +Z = Down
 * All measurements accurate to ± 6 mm. Vehicle is at a 75° angle to the rigid pole.

DATA SHEET NO. 9
TEST VEHICLE ACCELEROMETER LOCATIONS

Test Vehicle: 2023 BMW X1 xDrive28i 5 Door SUV
Test Facility: Calspan

NHTSA No.: C20234101
Test Date: 05/30/2023



TEST VEHICLE ACCELEROMETER LOCATIONS

No.	Accelerometer Location	Coordinates (mm)		
		X	Y	Z
1	Vehicle CG	2314	4	-21
2	Left Floor Sill	2589	662	111
3	A-Pillar Sill	3101	561	126
4	A-Pillar Low	3186	560	-86
5	A-Pillar Mid	2984	630	-554
6	B-Pillar Sill	2126	667	66
7	B-Pillar Low	2066	665	-266
8	B-Pillar Mid	2006	650	-553
9	Seat	2352	548	93
10	Engine	3785	115	-348
11	Firewall	3434	137	-303
12	Roof	1878	-576	-1078
13	Right Floor Sill	2569	-662	110
14	Rear Deck	1032	-50	-73

Reference: X – Rear surface of vehicle (+ forward)
Y – Vehicle centerline (+ to right)
Z – Ground plane (+ down)

DATA SHEET NO. 10
TEST VEHICLE ACCELEROMETER DATA SUMMARY

Test Vehicle: 2023 BMW X1 xDrive28i 5 Door SUV
 Test Facility: Calspan

NHTSA No.: C20234101
 Test Date: 05/30/2023

Loc. No	Description	Axes	Units	Positive Direction		Negative Direction	
				Max	Time (ms)	Max	Time (ms)
1	Vehicle CG	X	g	9.48	39.25	-14.86	44.80
	Vehicle CG	Y	g	9.35	42.80	-46.76	32.85
	Vehicle CG	Z	g	32.99	25.25	-29.04	47.40
	Vehicle CG Resultant	N/A	g	48.31	32.55	0.02	-15.20
2	Floor Sill (Left)	Y	g	1.10	176.30	-19.06	42.95
3	A Pillar Sill	Y	g	18.69	39.35	-32.34	50.95
4	A Pillar Low	Y	g	29.79	65.25	-63.74	74.10
5	A Pillar Mid	Y	g	17.44	18.80	-37.21	15.30
6	B Pillar Sill	Y	g	66.67	14.55	-188.86	17.60
7	B Pillar Low	Y	g	170.29	9.30	-235.03	13.40
8	B Pillar Mid	Y	g	92.83	13.40	-104.23	19.85
9	Seat	Y	g	6.80	35.40	-46.68	19.35
10	Engine Top	X	g	4.16	79.85	-18.70	34.75
	Engine Top	Y	g	5.72	38.85	-23.55	53.85
11	Firewall	Y	g	1.13	156.50	-16.55	43.60
12	Roof	Y	g	17.57	54.25	-41.62	40.10
13	Floor Sill (Right)	Y	g	21.95	9.55	-51.35	17.30
14	Rear Deck	X	g	4.09	84.65	-8.60	55.90
	Rear Deck	Y	g	1.55	164.80	-17.96	49.00

DATA SHEET NO. 11
DUMMY INJURY RESPONSE DATA
(Subpart U, ES-2re)

Test Vehicle: 2023 BMW X1 xDrive28i 5 Door SUV NHTSA No.: C20234101
 Test Facility: Calspan Test Date: 05/30/2023

Dummy Serial No. D037

Description	Axes	Positive Direction		Negative Direction	
		MAX	TIME (ms)	MAX	TIME (ms)
HEAD ACCELERATION (g)					
Longitudinal	X	6.80	105.00	-12.86	48.10
Lateral	Y	15.81	105.95	-51.33	65.30
Vertical	Z	17.99	45.80	-4.72	157.25
Resultant	N/A	52.53	65.30		
HIC36 (t1, t2)	N/A	338.76		t1 = 44.30	t2 = 79.10
THORAX DEFLECTION (mm)					
Upper Rib	Y	30.32	53.00	-6.71	23.55
Middle Rib	Y	25.65	52.65	-2.87	86.20
Lower Rib	Y	26.57	56.80	-1.62	83.55
ABDOMINAL FORCES (N)					
Front	Y	344.50	42.55	-6.68	15.20
Middle	Y	256.58	42.40	-8.68	127.80
Rear	Y	377.26	46.75	-14.94	171.05
SUM	N/A	950.54	45.35		
PELVIS FORCES (N)					
Pubic Symphysis	Y	92.16	154.20	-2034.83	61.75

Reference: Positive Direction - Longitudinal (X) = forward
 - Lateral (Y) = to right
 - Vertical (Z) = down

**DATA SHEET NO. 12
POST-TEST OBSERVATIONS**

Test Vehicle: 2023 BMW X1 xDrive28i 5 Door SUV
 Test Facility: Calspan

NHTSA No.: C20234101
 Test Date: 05/30/2023

IMPACT POINT DATA

Measured Parameter	Units	Value
Vertical Impact Ref Line - Aft of Front Axle, Intended Impact Pt	mm	1330
Actual Impact Point - Aft of Front Axle	mm	1333
Difference	mm	3

TEST DUMMY INFORMATION AND CONTACT POINTS

Dummy Body Part	Front Passenger Seat Dummy (ES2re)
Face Contact	Curtain Airbag
Top of Head Contact	Curtain Airbag
Right Side of Head Contact	Curtain Airbag
Back of Head Contact	Curtain Airbag & Head Restraint
Right Shoulder Contact	Door Trim
Upper Torso Contact	Seat Back & Torso/Pelvis Airbag
Lower Torso Contact	Seat Back
Right Knee Contact	Door Trim
Right Hip Contact	Door Trim, Torso/Pelvis Airbag, and Seat Pan

POST-TEST DOOR PERFORMANCE

Description	Struck Side		Non-Struck Side		Rear Hatch/Other
	Front	Rear	Front	Rear	
Remained Closed and Operational	No	No	Yes	Yes	Yes
Total Separation from Vehicle at Hinges or Latches	No	No	No	No	No
Latch or Hinge Systems Pulled Out of Their Anchorages	No	No	No	No	No
Disengaged from Latched Position	No	No	No	No	No
Latch Separated from Striker	No	No	No	No	No
Jammed Shut	Yes	Yes	No	No	No
If Door Opened at Striker, Width of Opening at Striker (mm)	0	0	0	0	0

POST-TEST SEAT PERFORMANCE

Description	Struck Side		Non-Struck Side	
	Front	Rear	Front	Rear
Seat Movement Along Seat Track	No	No	No	No
Seat Disengagement from Floor Pan	No	No	No	No

POST-TEST STRUCTURAL OBSERVATIONS

Critical Areas of Performance	Observations and Conclusions
Pillar Performance	B-Pillar and C-Pillar Buckled
Sill Separation	None
Windshield Damage	Separation along struck side A-Pillar and cracked throughout
Side Window Damage	Passenger window shattered and fell out
Other Notable Effects	Sunroof shattered and fell out; Passenger seatback reclined due to button being depressed after impact event

**DATA SHEET NO. 12 ... (CONTINUED)
POST-TEST OBSERVATIONS**

Test Vehicle: 2023 BMW X1 xDrive28i 5 Door SUV
 Test Facility: Calspan

NHTSA No.: C20234101
 Test Date: 05/30/2023

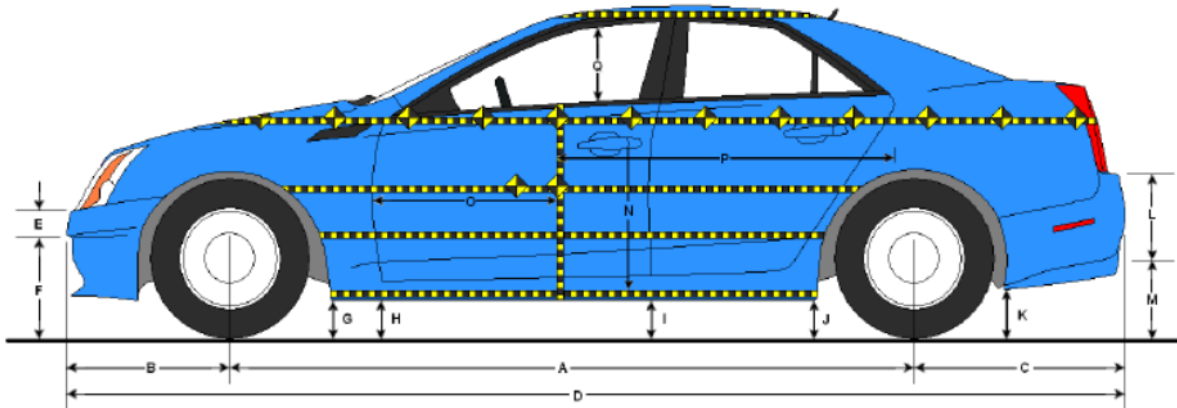
SUPPLEMENTAL RESTRAINT SYSTEM INFORMATION

Restraint Type	Struck Side Front Occupant	
	Mounted	Deployed
Front Airbag	Yes	No
Knee Airbag	Yes	No
Side Airbag 1 - Curtain Airbag	Yes	Yes
Side Airbag 2 - Torso/Pelvis Airbag	Yes	Yes
Seat Belt Pretensioner	Yes	Yes
Seat Belt Load Limiter	Yes	Yes
Other		

DATA SHEET NO. 13
VEHICLE PRE TEST AND POST TEST MEASUREMENTS

Test Vehicle: 2023 BMW X1 xDrive28i 5 Door SUV
Test Facility: Calspan

NHTSA No.: C20234101
Test Date: 05/30/2023



LEFT SIDE VIEW

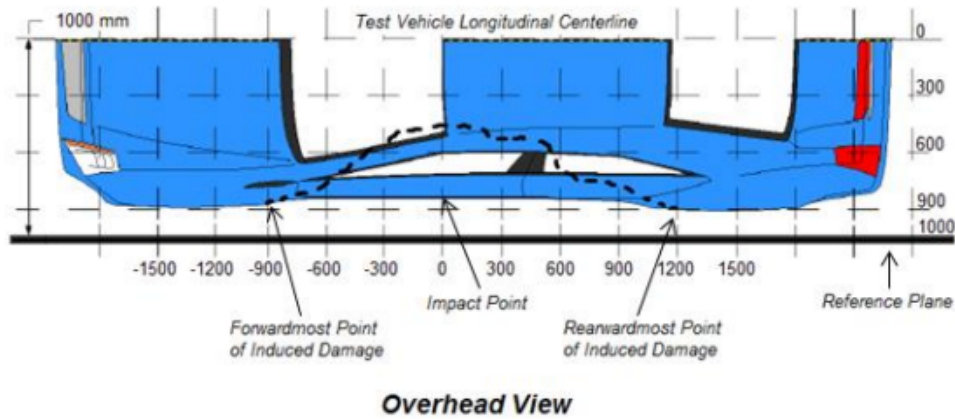
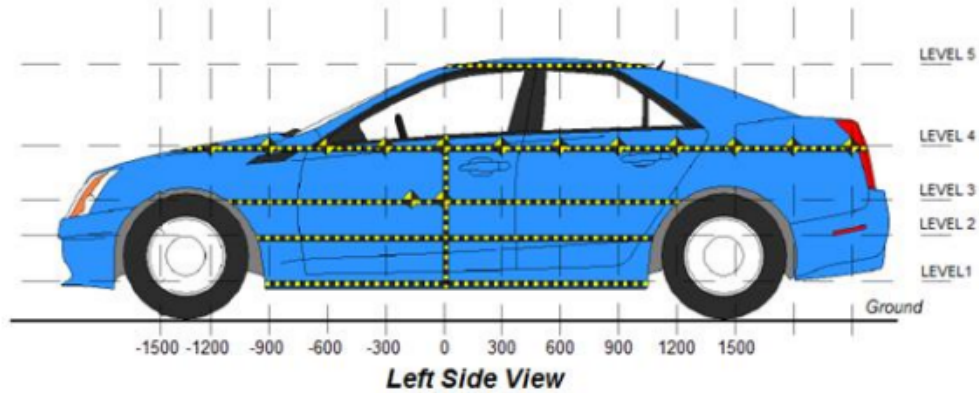
VEHICLE PRE- AND POST-TEST MEASUREMENT INFORMATION

No.	Measurement Description	Pre-Test	Post-Test	Difference
A	Vehicle Wheelbase	2687	2703	-16
B	Front Axle to FSOV	845	802	44
C	Rear Axle to RSOV	935	932	3
D	Total Vehicle Length at Centerline	4467	4436	30
E	Front Bumper Thickness	124	124	0
F	Front Bumper Bottom to Ground	459	472	-13
G	Sill Height at Front Wheel Well	212	222	-10
H	Sill Height at Front Door Leading Edge	211	219	-8
I	Sill Height at B Pillar	235	223	12
J1	Sill Height at Rear Wheel Well	217	236	-19
J2	Pinch Weld Height at Rear Wheel Well	224	236	-12
K	Sill Height Aft of Rear Wheel Well	282	277	5
L	Rear Bumper Thickness	134	134	0
M	Rear Bumper Bottom to Ground	411	404	7
N	Sill Height to Window Bottom Sill	893	904	-11
O	Front Door Leading Edge to Impact CL	813	752	61
P	Rear Door Trailing Edge to Impact CL	1184	1108	76
Q	Front Window Opening	398	397	1
R	Right Side Length	4393	4341	51
S	Left Side Length	4397	4382	15
T	Vehicle Width at B-Pillars	1820	1682	138

DATA SHEET NO. 14
TEST VEHICLE EXTERIOR CRUSH MEASUREMENTS

Test Vehicle: 2023 BMW X1 xDrive28i 5 Door SUV
 Test Facility: Calspan

NHTSA No.: C20234101
 Test Date: 05/30/2023



MAXIMUM EXTERIOR CRUSH MEASUREMENTS

Level	Measurement Description	Units	Height Above Ground	Maximum Exterior Static Crush	Distance from Impact
1	Sill Top	mm	318	264	0
2	Occupant H-Point	mm	657	318	0
3	Mid-Door	mm	742	327	0
4	Window Sill	mm	1054	298	0
5	Window Top	mm	1578	107	0

NOTE: The above measurements should be taken along the vertical impact reference line. Vehicle measurements forward of the vertical impact reference line are negative.

DATA SHEET NO. 14
VEHICLE EXTERIOR CRUSH MEASUREMENTS (CONTINUED)

Test Vehicle: 2023 BMW X1 xDrive28i 5 Door SUV
 Test Facility: Calspan

NHTSA No.: C20234101
 Test Date: 05/30/2023

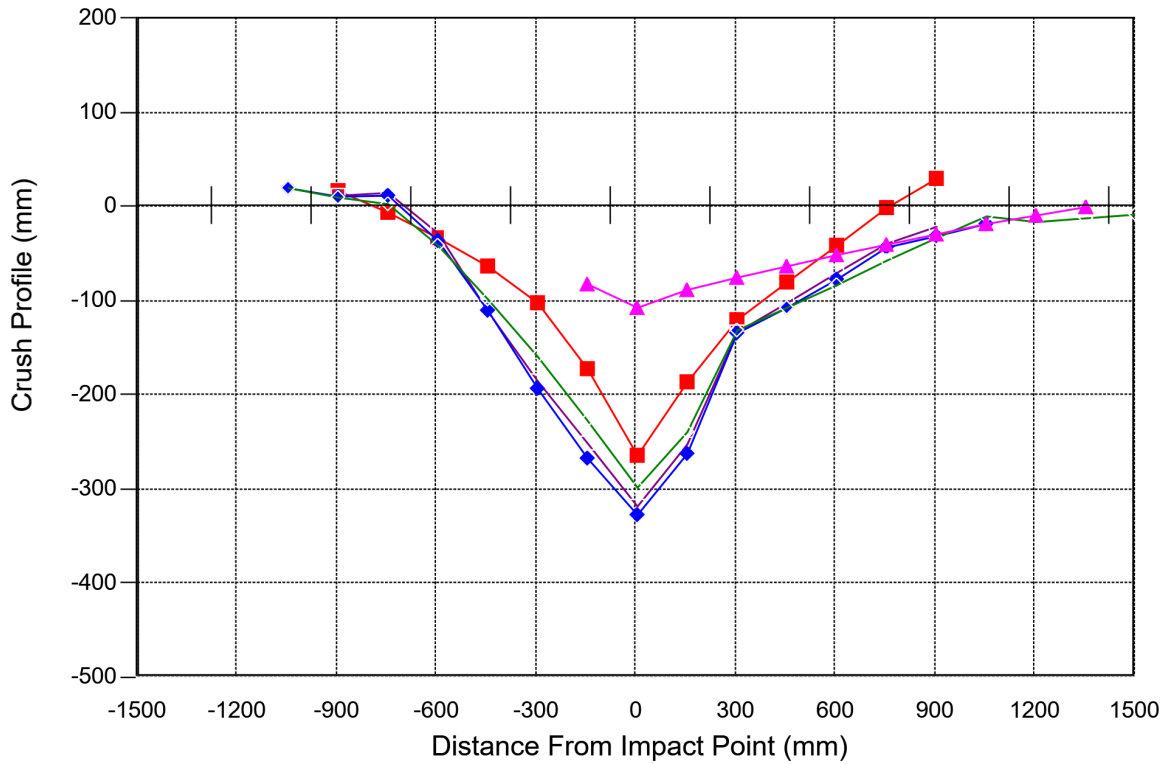
EXTERIOR CRUSH MEASUREMENTS AT EACH LEVEL

	Pre-Test					Post-Test					Difference				
	1	2	3	4	5	1	2	3	4	5	1	2	3	4	5
-1500															
-1350															
-1200															
-1050			-911	-803				-931	-823				20	20	
-900	-884	-904	-910	-812		-901	-916	-921	-822		17	12	11	10	
-750	-869	-905	-904	-822		-863	-920	-916	-825		-6	15	12	3	
-600	-864	-901	-903	-833		-831	-873	-867	-792		-33	-28	-36	-41	
-450	-860	-899	-904	-844		-797	-788	-794	-746		-63	-111	-110	-98	
-300	-857	-900	-905	-853		-755	-715	-712	-694		-102	-185	-193	-159	
-150	-855	-900	-906	-862	-624	-683	-649	-639	-635	-542	-172	-251	-267	-227	-82
0	-853	-901	-906	-868	-632	-589	-583	-579	-570	-525	-264	-318	-327	-298	-107
150	-852	-900	-906	-875	-634	-666	-648	-644	-636	-546	-186	-252	-262	-239	-88
300	-852	-901	-905	-880	-635	-732	-768	-771	-749	-560	-120	-133	-134	-131	-75
450	-859	-901	-905	-883	-634	-779	-799	-798	-776	-571	-80	-102	-107	-107	-63
600	-866	-901	-906	-882	-631	-825	-831	-829	-799	-580	-41	-70	-77	-83	-51
750	-868	-904	-908	-880	-626	-867	-865	-865	-823	-586	-1	-39	-43	-57	-40
900	-873	-904	-912	-879	-619	-903	-883	-881	-846	-590	30	-21	-31	-33	-29
1050			-911	-877	-607			-893	-867	-589			-18	-10	-18
1200				-874	-589				-858	-580				-16	-9
1350				-870	-552				-858	-552				-12	0
1500				-862					-854					-8	

DATA SHEET NO. 14
TEST VEHICLE EXTERIOR CRUSH MEASUREMENTS (CONTINUED)

Test Vehicle: 2023 BMW X1 xDrive28i 5 Door SUV
 Test Facility: Calspan

NHTSA No.: C20234101
 Test Date: 05/30/2023



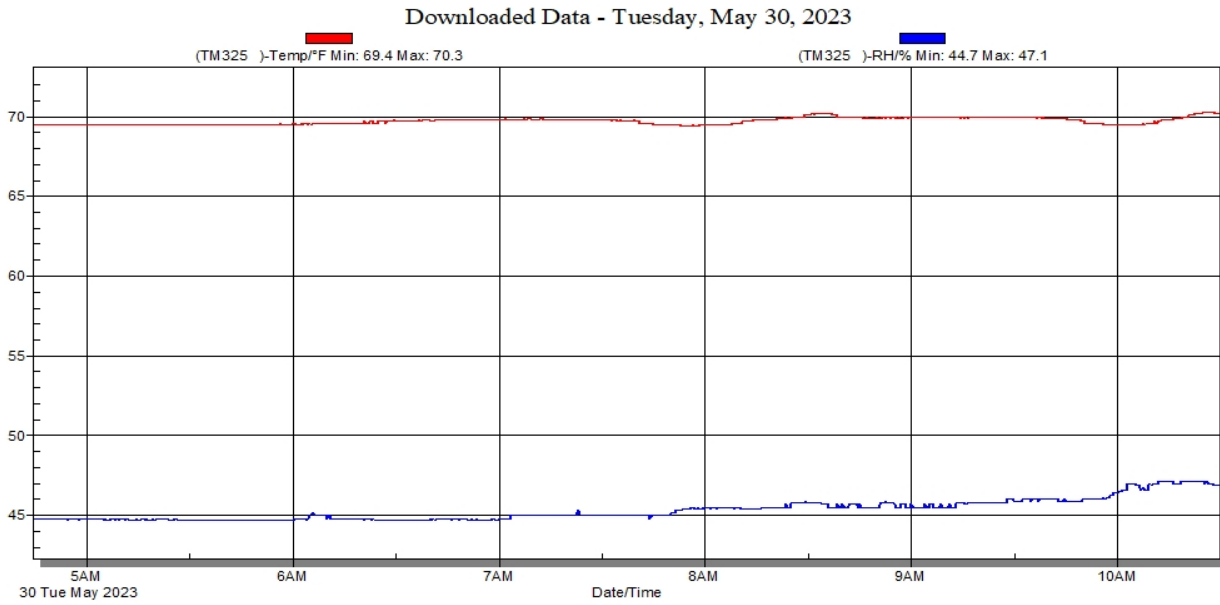
— LEVEL 1 Side Sill: 318 mm above ground	— LEVEL 2 H-Point: 657 mm above ground
— LEVEL 3 Mid Door: 742 mm above ground	— LEVEL 4 Window Sill: 1054 mm above ground
— LEVEL 5 Window Top: 1578 mm above ground	

Vehicle Exterior Crush Measurements - Visual Representation

DATA SHEET NO. 16
DUMMY / VEHICLE TEMPERATURE AND HUMIDITY STABILIZATION DATA

Test Vehicle: 2023 BMW X1 xDrive28i 5 Door SUV
Test Facility: Calspan

NHTSA No.: C20234101
Test Date: 05/30/2023



Temperature and Humidity Stabilization Chart/Data for Dummies and Test Vehicle

APPENDIX I
PHOTOGRAPHS

TABLE OF PHOTOGRAPHS

Fig.	Description	Page
1	Pre-Test Frontal View of Test Vehicle	I-3
2	Post Test Frontal View of Test Vehicle	I-3
3	Pre-Test Rear View of Test Vehicle	I-4
4	Post-Test Rear View of Test Vehicle	I-4
5	Pre-Test Impacted Side View of Test Vehicle	I-5
6	Post-Test Impacted Side View of Test Vehicle	I-5
7	Pre-Test Right $\frac{3}{4}$ Front View of Vehicle and Pole	I-6
8	Pre-Test Right $\frac{3}{4}$ Rear View of Vehicle and Pole	I-6
9	Pre-Test Overhead View of Test Vehicle	I-7
10	Post-Test Overhead View of Test Vehicle	I-7
11	Pre-Test Dummy Through Opposite Window	I-8
12	Post-Test Dummy Through Opposite Window	I-8
13	Pre-Test Close-Up of Dummy with Door Closed (Impact Side)	I-9
14	Post-Test Close-Up of Dummy with Door Closed (Impact Side)	I-9
15	Pre-Test Dummy with Door Open	I-10
16	Pre-Test Dummy Shoulder and Door Top View	I-10
17	Post-Test Dummy Shoulder and Door Top View	I-11
18	Pre-Test Interior of Front Door Closed (through opposite window)	I-11
19	Post-Test Interior of Front Door Showing Dummy Impact Locations	I-12
20	Impact Event	I-12
21	Post-Test Impact Zone Close-Up View	I-13
22	Post-Test $\frac{3}{4}$ Front View of Impact Zone	I-13
23	Post-Test $\frac{3}{4}$ Rear View of Impact Zone	I-14
24	Post-Test Close-Up View of Impact Point Target	I-14
25	Close-Up View of Vehicle's Certification Label	I-15
26	Close-Up View of Vehicle's Tire Placard Label	I-15



Figure A-1: Pre-Test Frontal View of Test Vehicle



Figure A-2: Post Test Frontal View of Test Vehicle




Figure A-3: Pre-Test Rear View of Test Vehicle




Figure A-4: Post-Test Rear View of Test Vehicle



Figure A-5: Pre-Test Impacted Side View of Test Vehicle



Figure A-6: Post-Test Impacted Side View of Test Vehicle



Figure A-7: Pre-Test Right 3/4 Front View of Vehicle and Pole



Figure A-8: Pre-Test Right 3/4 Rear View of Vehicle and Pole




Figure A-9: Pre-Test Overhead View of Test Vehicle




Figure A-10: Post-Test Overhead View of Test Vehicle



Figure A-11: Pre-Test Dummy Through Opposite Window



Figure A-12: Post-Test Dummy Through Opposite Window



Figure A-13: Pre-Test Close-Up of Dummy with Door Closed (Impact Side)



Figure A-14: Post-Test Close-Up of Dummy with Door Closed (Impact Side)



Figure A-15: Pre-Test Dummy with Door Open



Figure A-16: Pre-Test Dummy Shoulder and Door Top View



Figure A-17: Post-Test Dummy Shoulder and Door Top View



Figure A-18: Pre-Test Interior of Front Door Closed (through opposite window)



Figure A-19: Post-Test Interior of Front Door Showing Dummy Impact Locations



Figure A-20: Impact Event



Figure A-21: Post-Test Impact Zone Close-Up View



Figure A-22: Post-Test 3/4 Front View of Impact Zone



Figure A-23: Post-Test ¾ Rear View of Impact Zone



Figure A-24: Post-Test Close-Up View of Impact Point Target



Figure A-25: Close-Up View of Vehicle's Certification Label



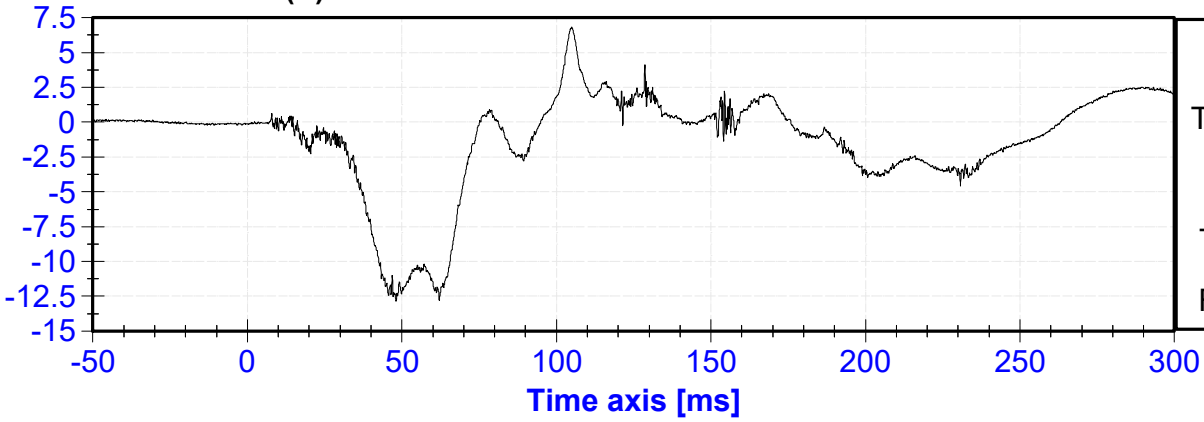
Figure A-26: Close-Up View of Vehicle's Tire Placard Label

APPENDIX II
ES-2re DUMMY RESPONSE DATA TRACES

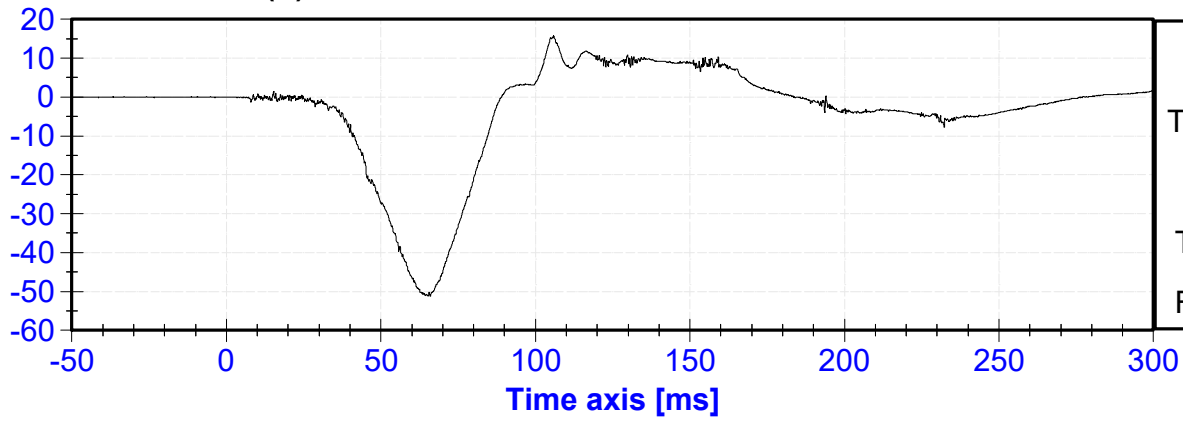
Table of Data Plots

No.	Description	Page
1	ES-2re Head (X) Acceleration vs. Time	II-3
2	ES-2re Head (Y) Acceleration vs. Time	II-3
3	ES-2re Head (Z) Acceleration vs. Time	II-3
4	ES-2re Head Resultant Acceleration vs. Time	II-3
5	ES-2re Head (X) Velocity vs. Time	II-4
6	ES-2re Head (Y) Velocity vs. Time	II-4
7	ES-2re Head (Z) Velocity vs. Time	II-4
8	ES-2re Upper Thorax Rib Deflection Rate vs. Time	II-4
9	ES-2re Upper Thorax Rib Deflection (Y) vs. Time	II-5
10	ES-2re Middle Thorax Rib Deflection Rate vs. Time	II-5
11	ES-2re Lower Thorax Rib Deflection Rate vs. Time	II-5
12	ES-2re Middle Thorax Rib Deflection (Y) vs. Time	II-5
13	ES-2re Lower Thorax Rib Deflection (Y) vs. Time	II-6
14	ES-2re Front Abdomen Force (Y) vs. Time	II-6
15	ES-2re Middle Abdomen Force (Y) vs. Time	II-6
16	ES-2re Rear Abdomen Force (Y) vs. Time	II-6
17	ES-2re Sum of Abdomen Forces vs. Time	II-7
18	ES-2re Pubic Symphysis Force (Y) vs. Time	II-7

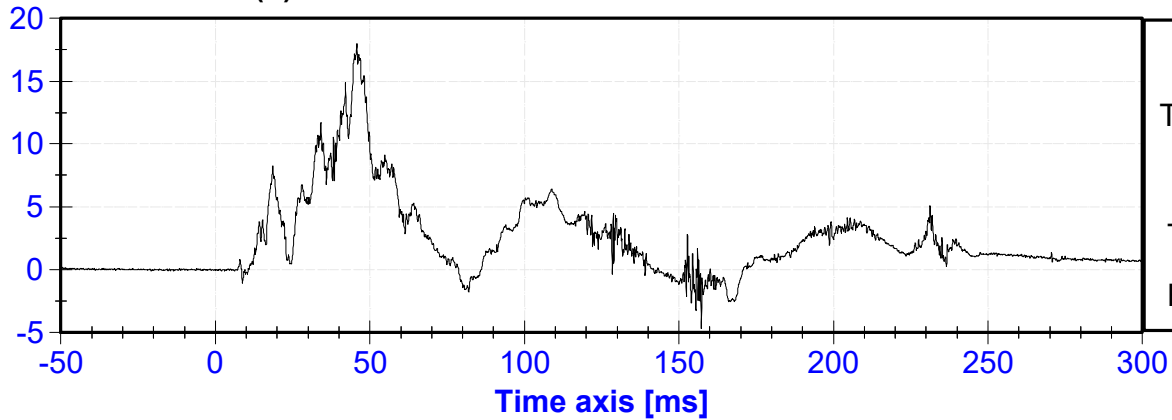
ES-2re Head (X) Acceleration vs. Time



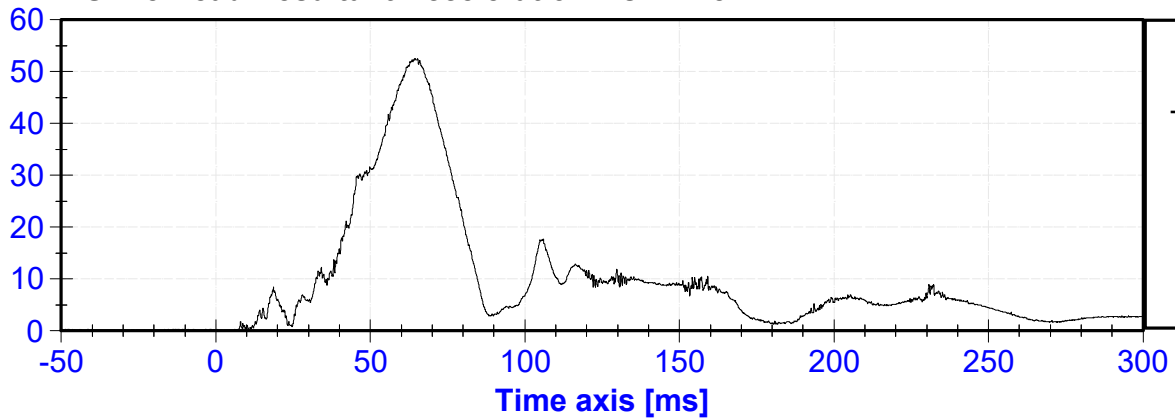
ES-2re Head (Y) Acceleration vs. Time



ES-2re Head (Z) Acceleration vs. Time

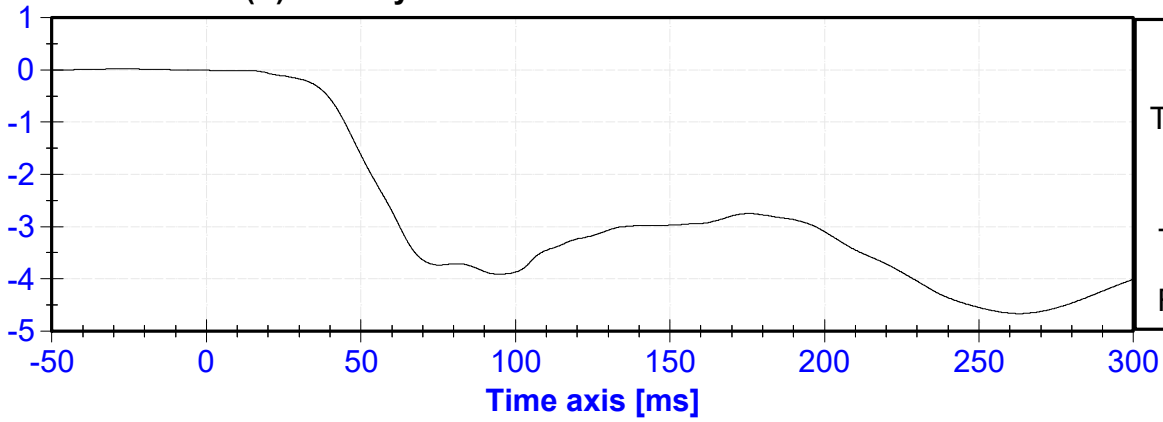


ES-2re Head Resultant Acceleration vs. Time



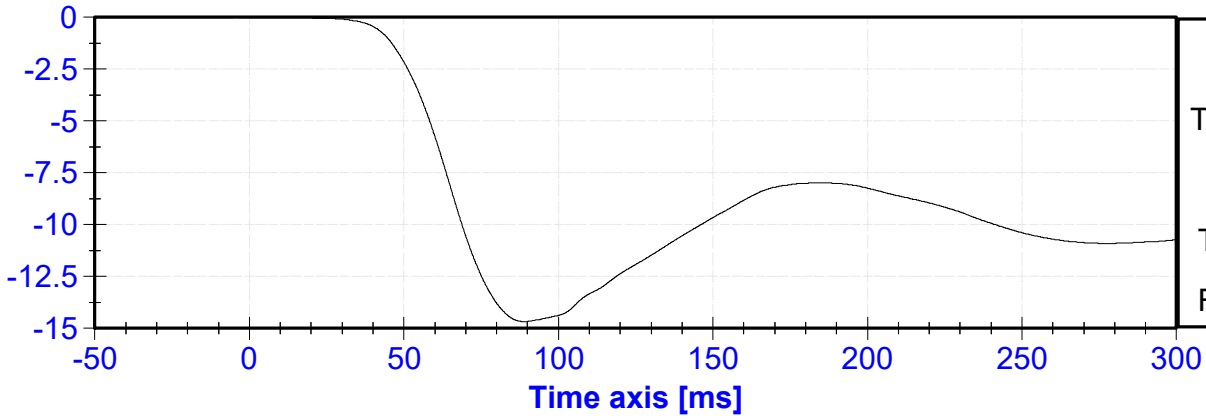
ES-2re Head (X) Velocity vs. Time

VELOCITY [m/s]



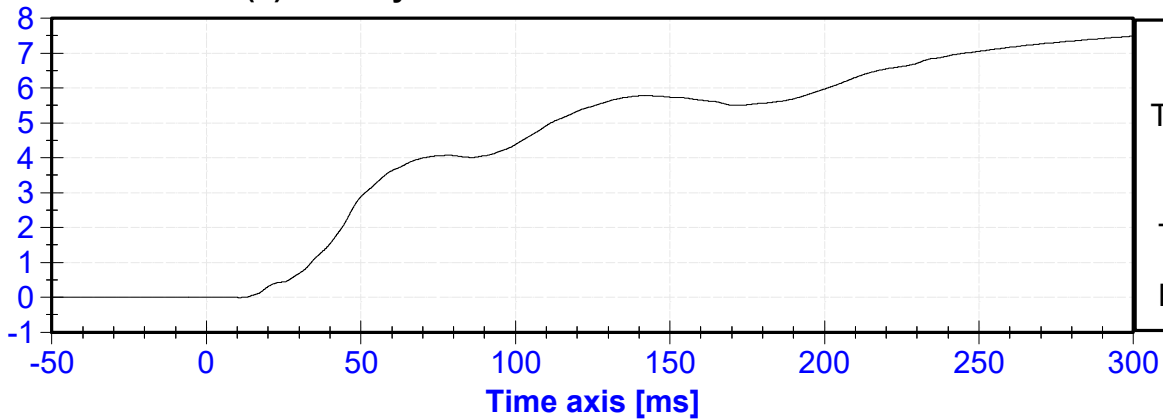
ES-2re Head (Y) Velocity vs. Time

VELOCITY [m/s]



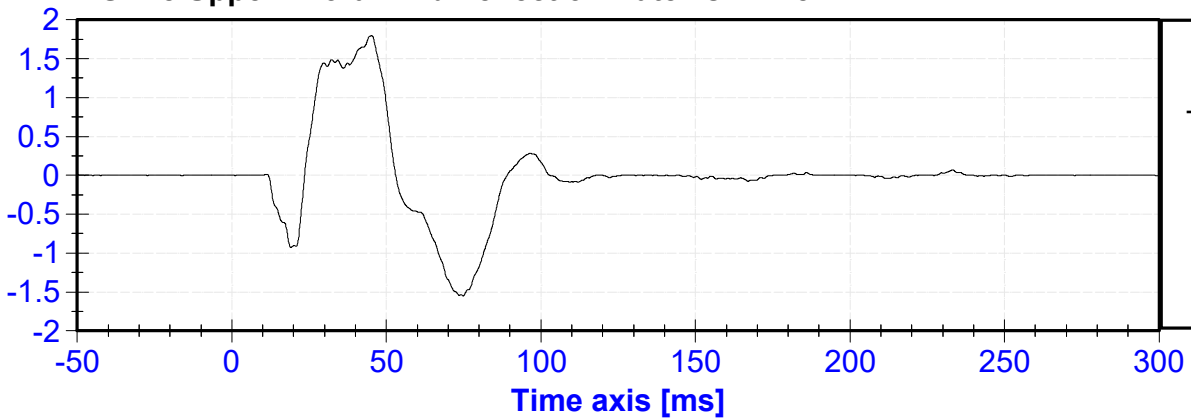
ES-2re Head (Z) Velocity vs. Time

VELOCITY [m/s]



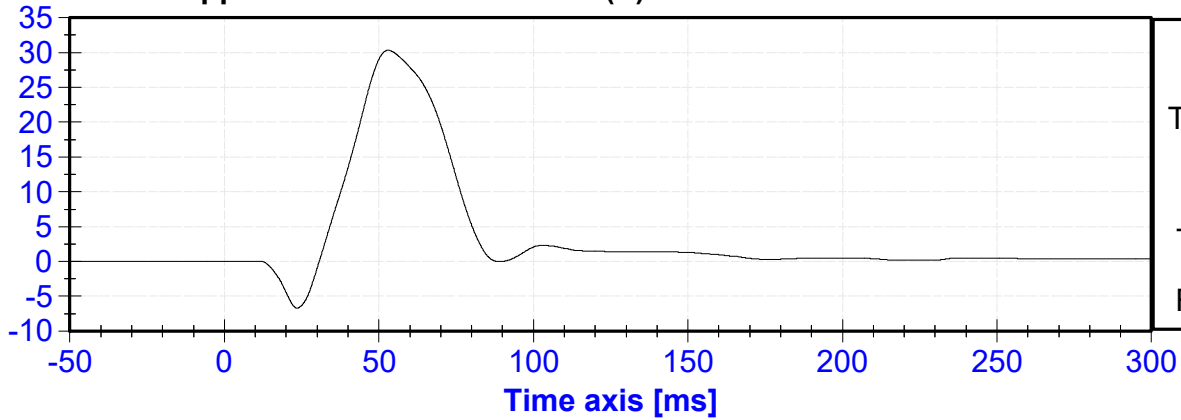
ES-2re Upper Thorax Rib Deflection Rate vs. Time

VELOCITY [m/s]



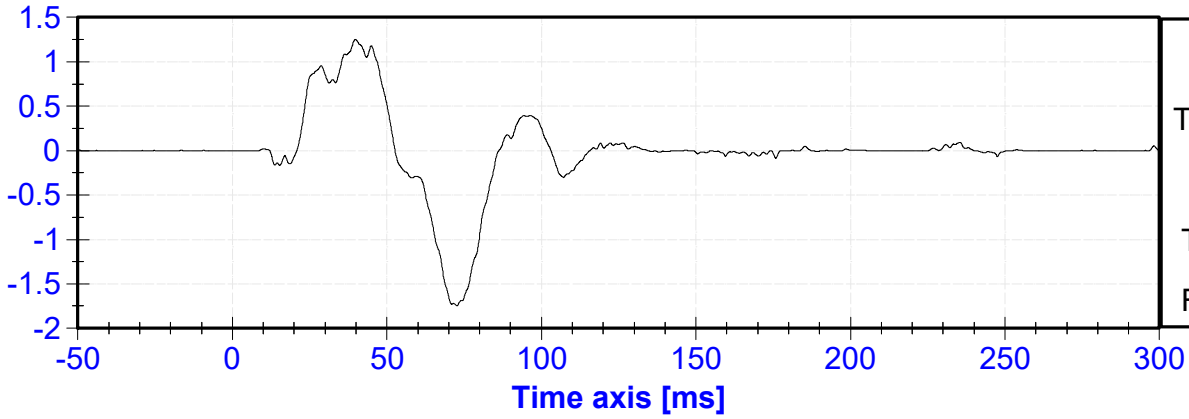
ES-2re Upper Thorax Rib Deflection (Y) vs. Time

DISPLACEMENT [mm]



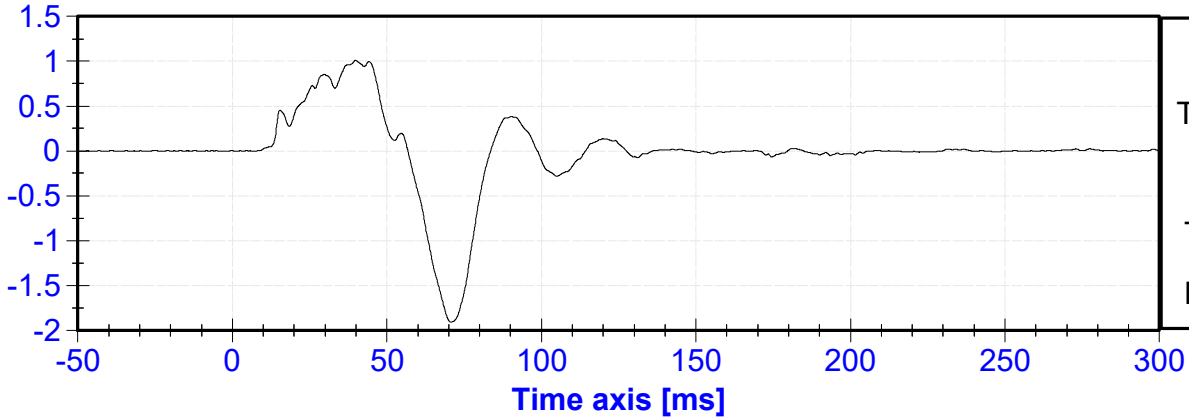
ES-2re Middle Thorax Rib Deflection Rate vs. Time

VELOCITY [m/s]



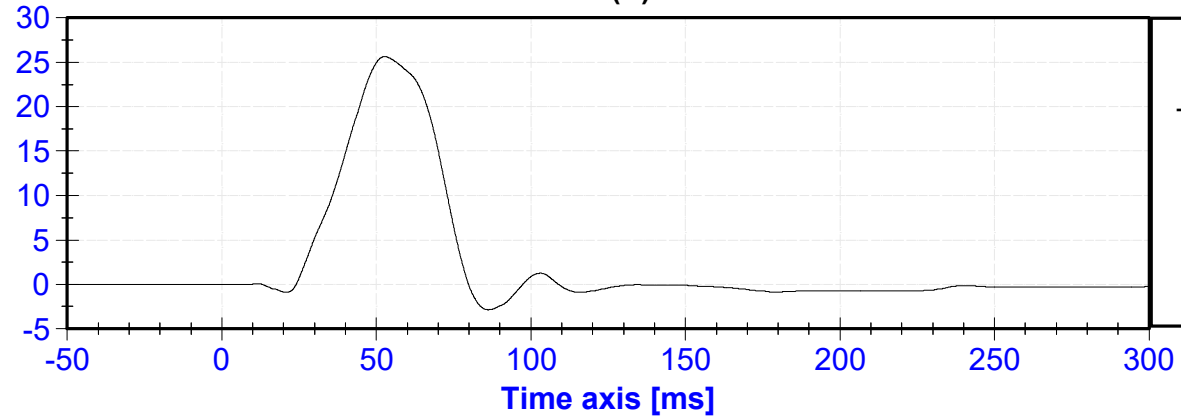
ES-2re Lower Thorax Rib Deflection Rate vs. Time

VELOCITY [m/s]



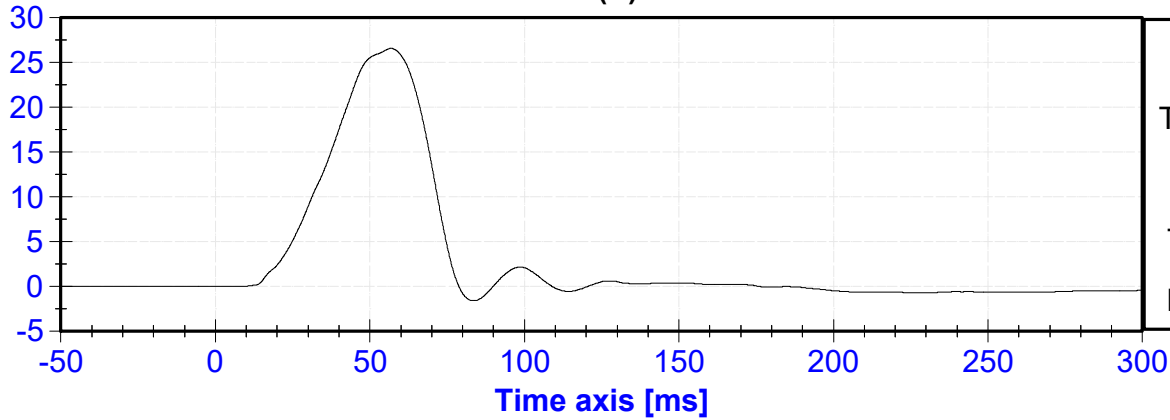
ES-2re Middle Thorax Rib Deflection (Y) vs. Time

DISPLACEMENT [mm]



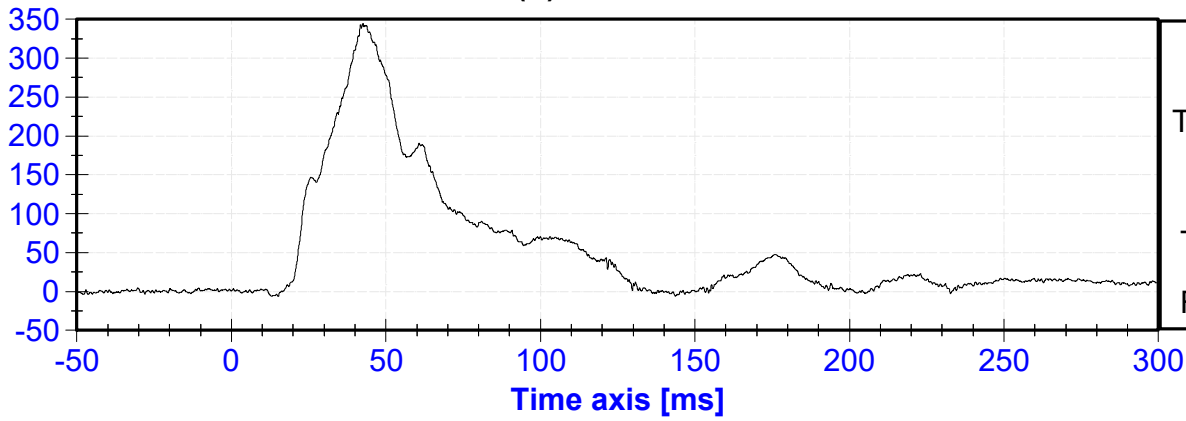
ES-2re Lower Thorax Rib Deflection (Y) vs. Time

DISPLACEMENT [mm]



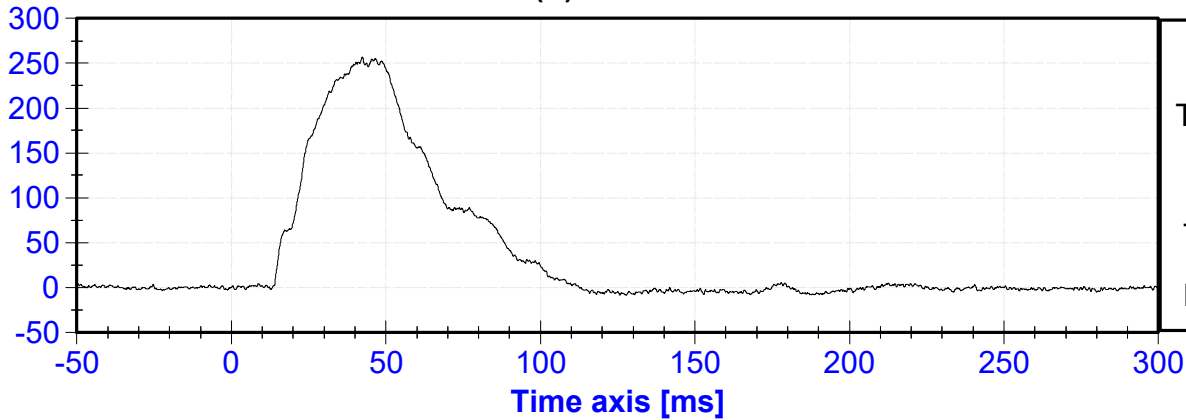
ES-2re Front Abdomen Force (Y) vs. Time

FORCE [N]



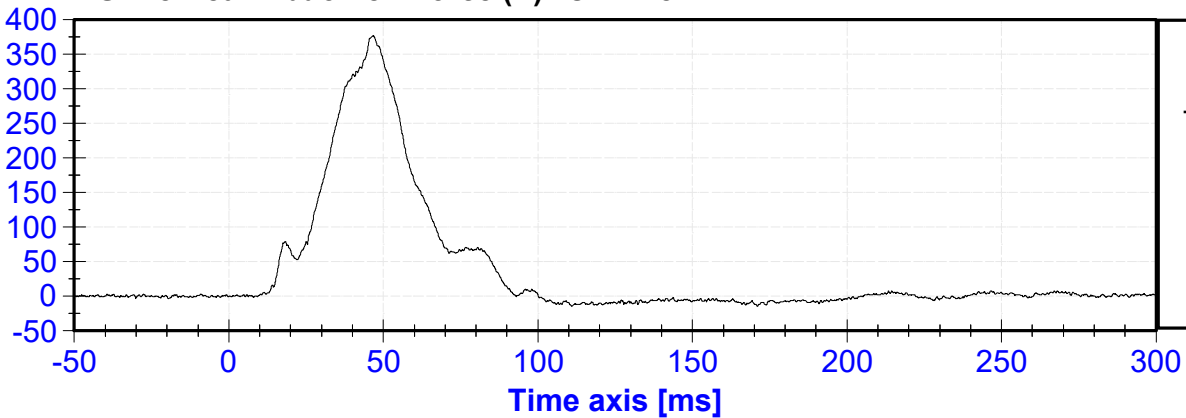
ES-2re Middle Abdomen Force (Y) vs. Time

FORCE [N]

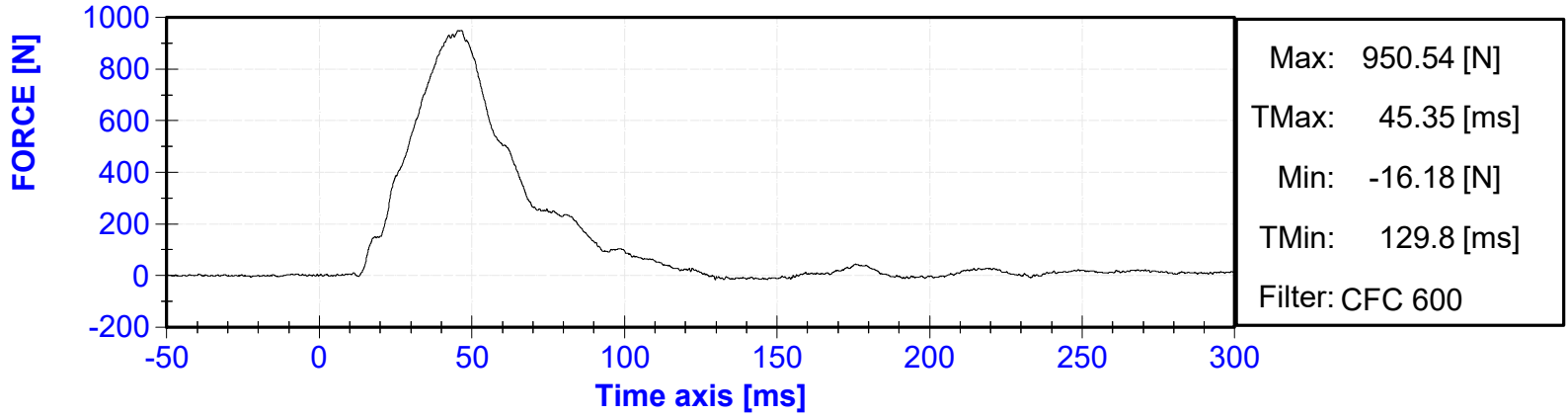


ES-2re Rear Abdomen Force (Y) vs. Time

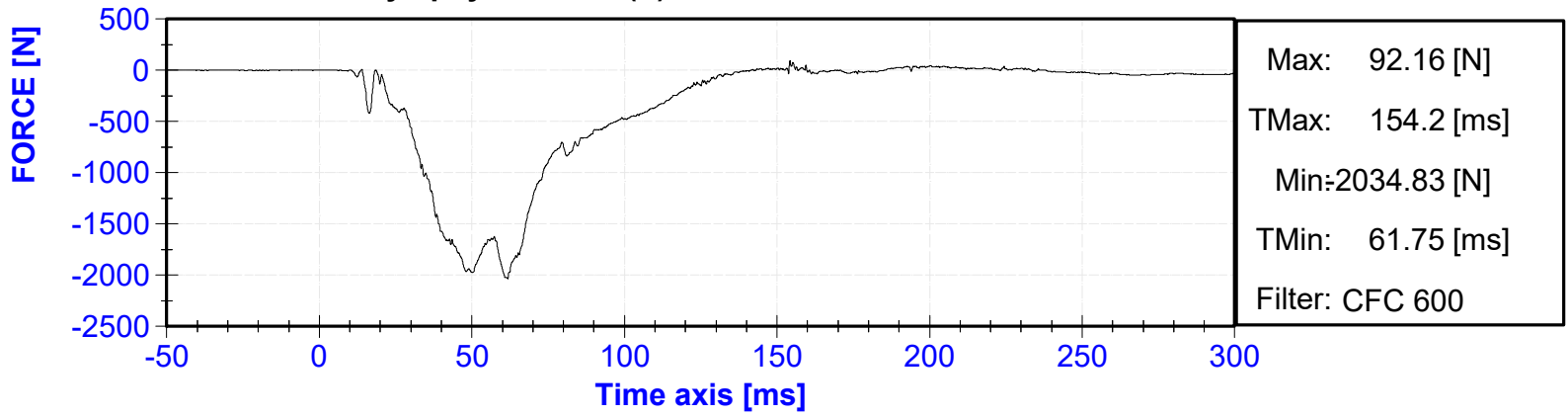
FORCE [N]



ES-2re Sum of Abdomen Forces vs. Time



ES-2re Pubic Symphysis Force (Y) vs. Time



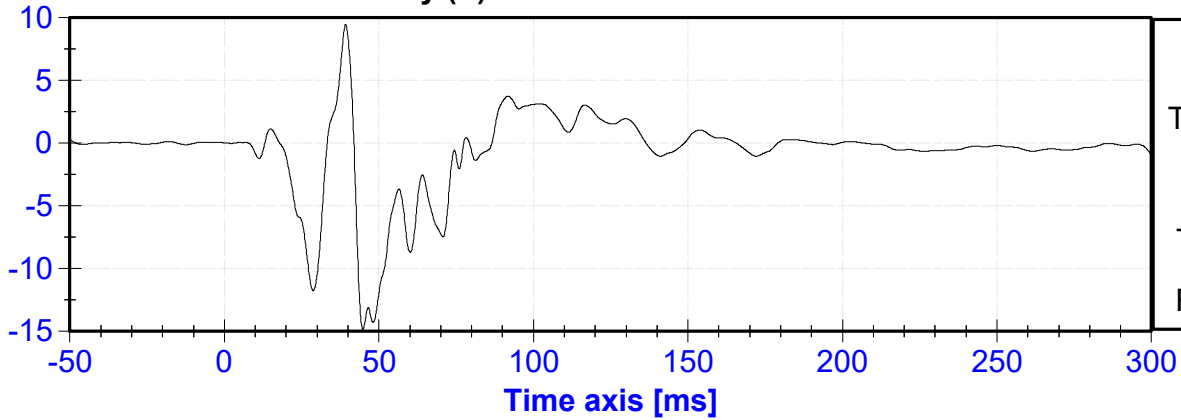
APPENDIX III
VEHICLE ACCELEROMETER RESPONSE DATA

Table of Data Plots

No.	Description	Page
1	Vehicle Center of Gravity (X) Acceleration vs. Time	III-3
2	Vehicle Center of Gravity (X) Velocity vs. Time	III-3
3	Vehicle Center of Gravity (Y) Acceleration vs. Time	III-3
4	Vehicle Center of Gravity (Y) Velocity vs. Time	III-3
5	Vehicle Center of Gravity (Z) Acceleration vs. Time	III-4
6	Vehicle Center of Gravity (Z) Velocity vs. Time	III-4
7	Vehicle Center of Gravity Resultant Acceleration vs. Time	III-4
8	Floor Sill – Impact Side (Y) Acceleration vs. Time	III-4
9	Floor Sill – Impact Side (Y) Velocity vs. Time	III-5
10	Floor Sill – Impact Side (Y) Displacement vs. Time	III-5
11	A-Pillar Sill (Y) Acceleration vs. Time	III-5
12	A-Pillar Sill (Y) Velocity vs. Time	III-5
13	A-Pillar Sill (Y) Displacement vs. Time	III-6
14	A-Pillar Low (Y) Acceleration vs. Time	III-6
15	A-Pillar Low (Y) Velocity vs. Time	III-6
16	A-Pillar Low (Y) Displacement vs. Time	III-6
17	A-Pillar Mid (Y) Acceleration vs. Time	III-7
18	A-Pillar Mid (Y) Velocity vs. Time	III-7
19	A-Pillar Mid (Y) Displacement vs. Time	III-7
20	B-Pillar Sill (Y) Acceleration vs. Time	III-7
21	B-Pillar Sill (Y) Velocity vs. Time	III-8
22	B-Pillar Sill (Y) Displacement vs. Time	III-8
23	B-Pillar Low (Y) Acceleration vs. Time	III-8
24	B-Pillar Low (Y) Velocity vs. Time	III-8
25	B-Pillar Low (Y) Displacement vs. Time	III-9
26	B-Pillar Mid (Y) Acceleration vs. Time	III-9
27	B-Pillar Mid (Y) Velocity vs. Time	III-9
28	B-Pillar Mid (Y) Displacement vs. Time	III-9
29	Seat (Y) Acceleration vs. Time	III-10
30	Seat (Y) Velocity vs. Time	III-10
31	Seat (Y) Displacement vs. Time	III-10
32	Engine (X) Acceleration vs. Time	III-10
33	Engine (X) Velocity vs. Time	III-11
34	Engine (Y) Acceleration vs. Time	III-11
35	Engine (Y) Velocity vs. Time	III-11
36	Firewall (Y) Acceleration vs. Time	III-11
37	Firewall (Y) Velocity vs. Time	III-12
38	Roof (Y) Acceleration vs. Time	III-12
39	Roof (Y) Velocity vs. Time	III-12
40	Floor Sill – Non Impact Side (Y) Acceleration vs. Time	III-12
41	Floor Sill – Non Impact Side (Y) Velocity vs. Time	III-13
42	Rear Deck (X) Acceleration vs. Time	III-13
43	Rear Deck (X) Velocity vs. Time	III-13
44	Rear Deck (Y) Acceleration vs. Time	III-13
45	Rear Deck (Y) Velocity vs. Time	III-14

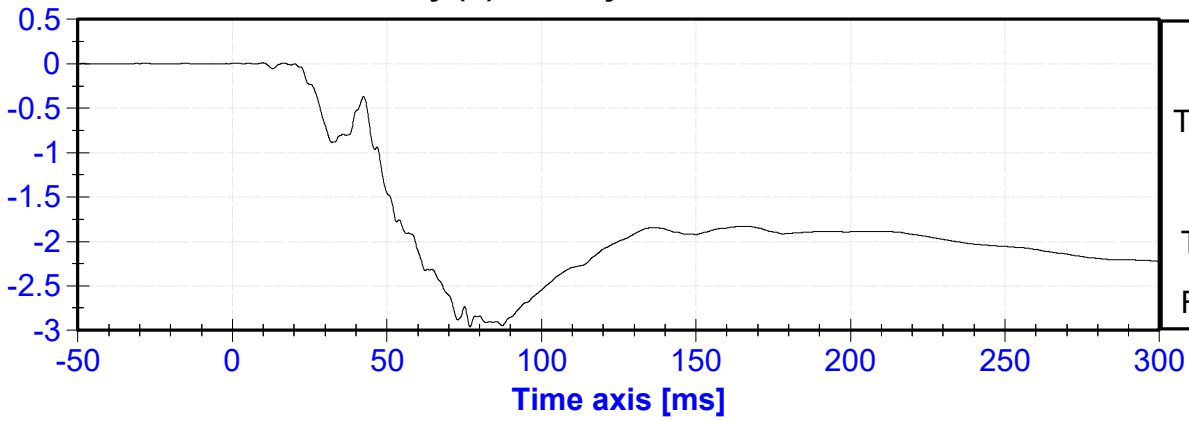
Vehicle Center of Gravity (X) Acceleration vs. Time

ACCELERATION [g's]



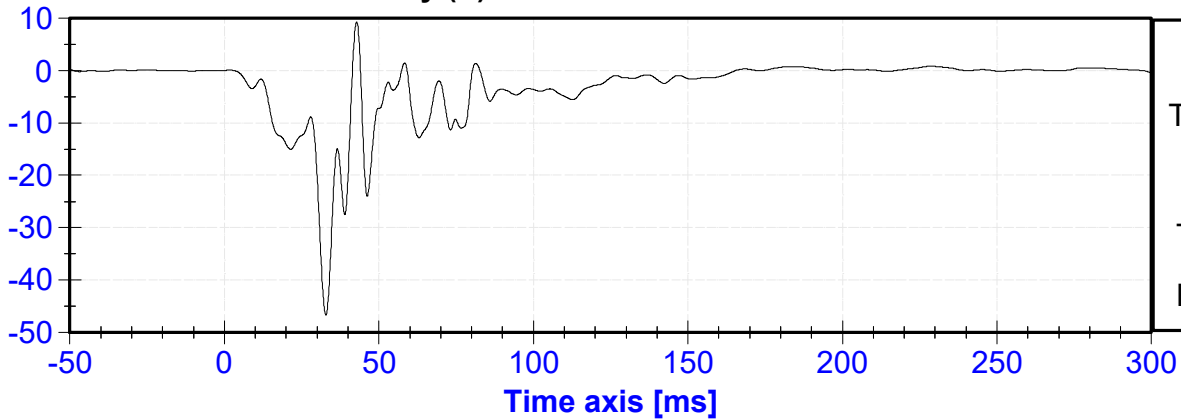
Vehicle Center of Gravity (X) Velocity vs. Time

VELOCITY [m/s]



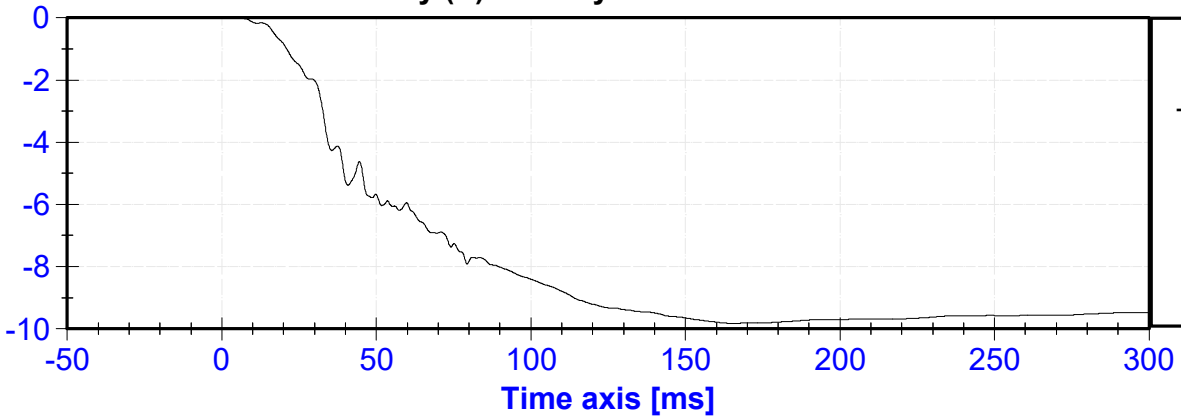
Vehicle Center of Gravity (Y) Acceleration vs. Time

ACCELERATION [g's]



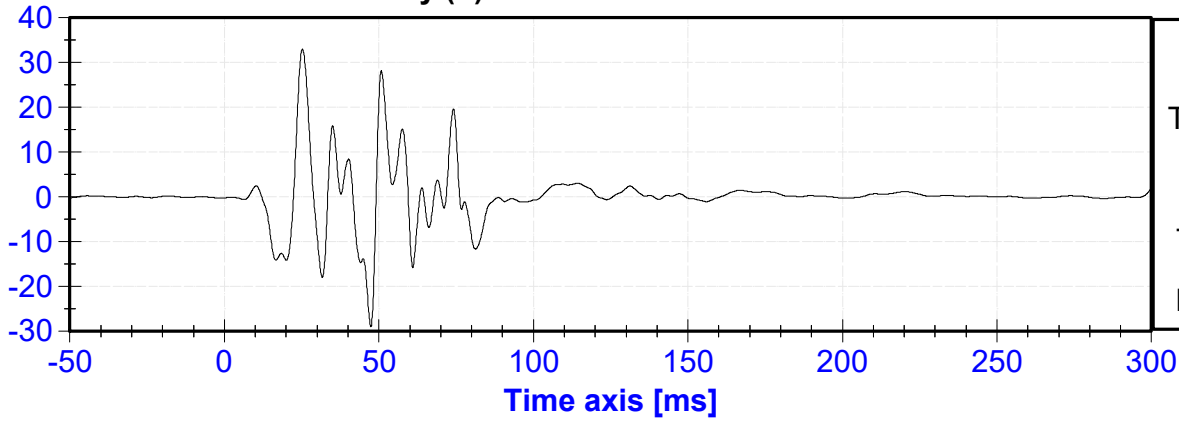
Vehicle Center of Gravity (Y) Velocity vs. Time

VELOCITY [m/s]



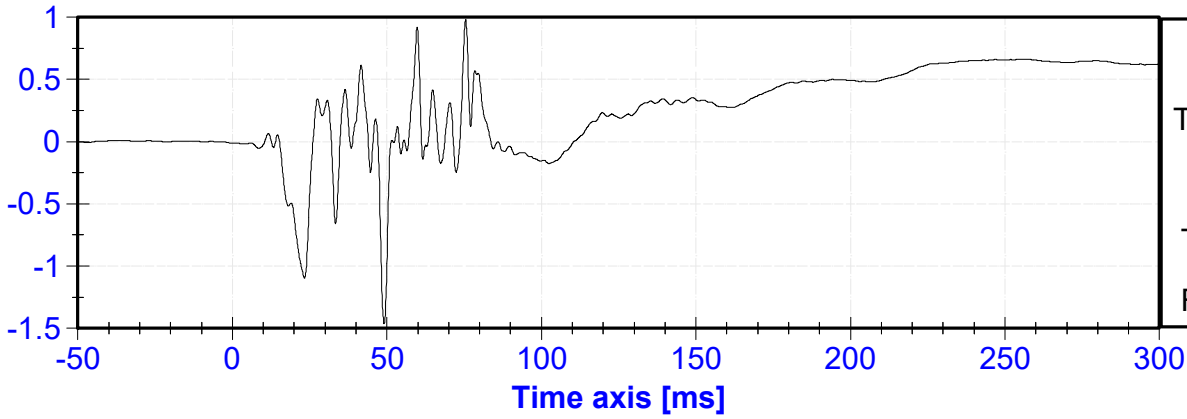
Vehicle Center of Gravity (Z) Acceleration vs. Time

ACCELERATION [g's]



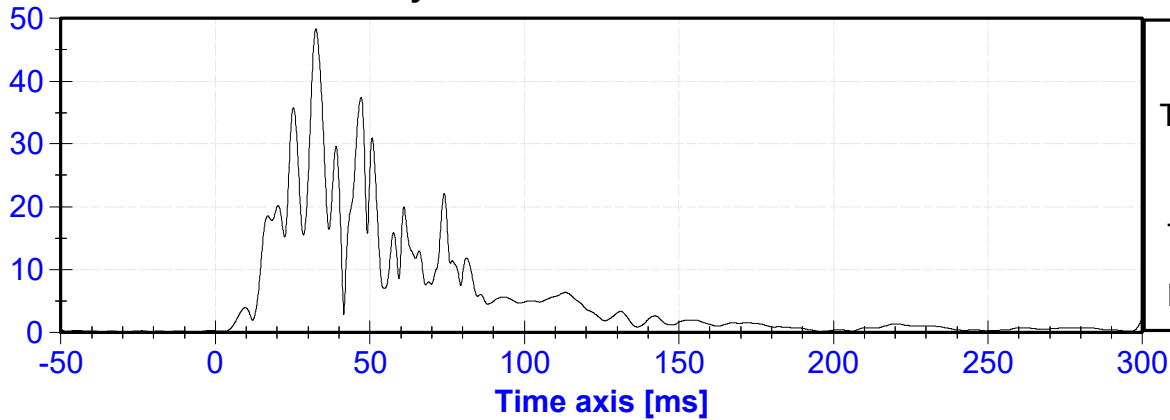
Vehicle Center of Gravity (Z) Velocity vs. Time

VELOCITY [m/s]



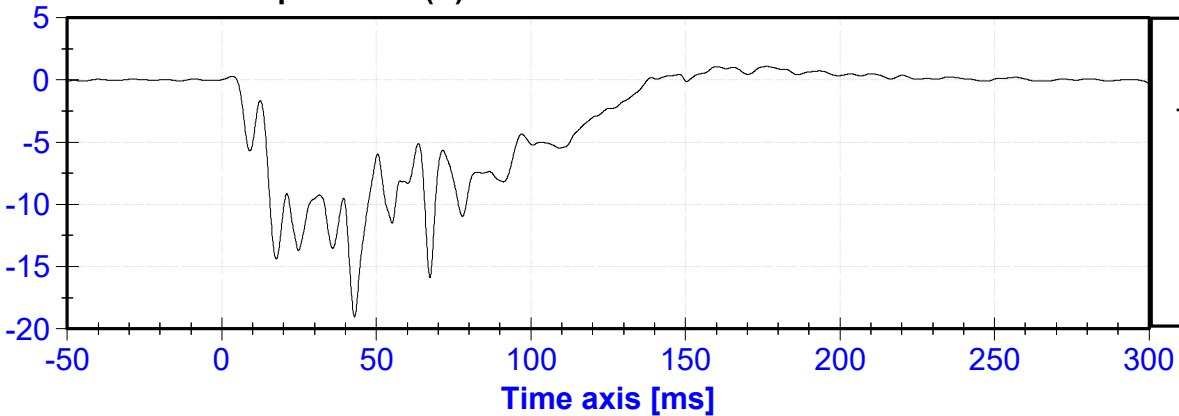
Vehicle Center of Gravity Resultant Acceleration vs. Time

ACCELERATION [g's]



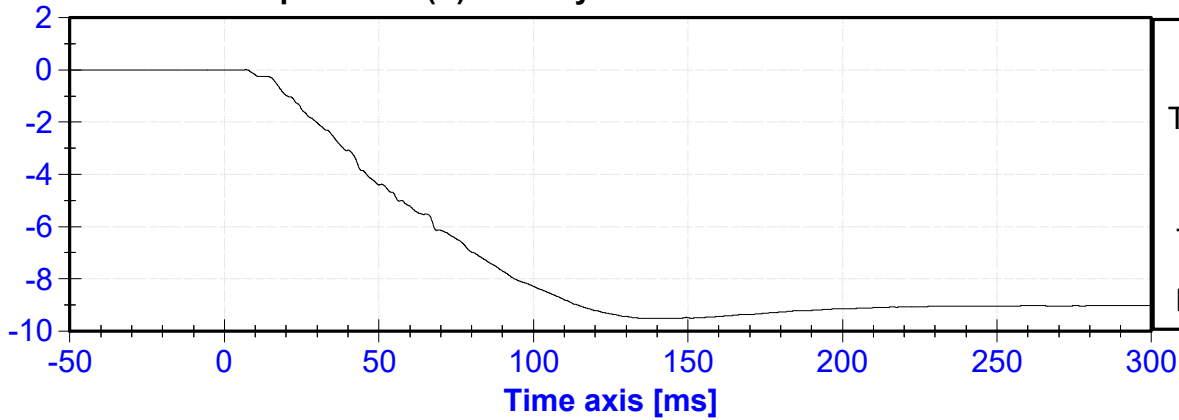
Floor Sill – Impact Side (Y) Acceleration vs. Time

ACCELERATION [g's]



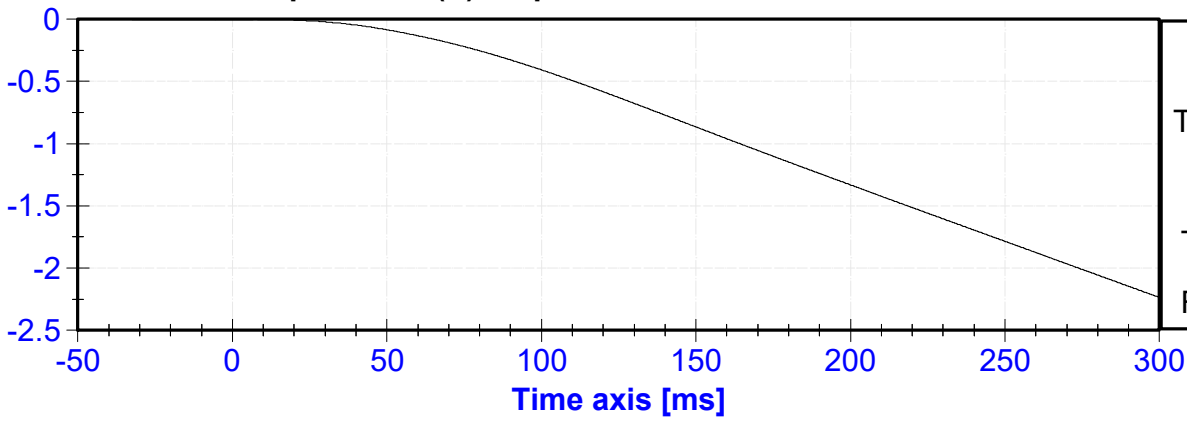
Floor Sill – Impact Side (Y) Velocity vs. Time

VELOCITY [m/s]



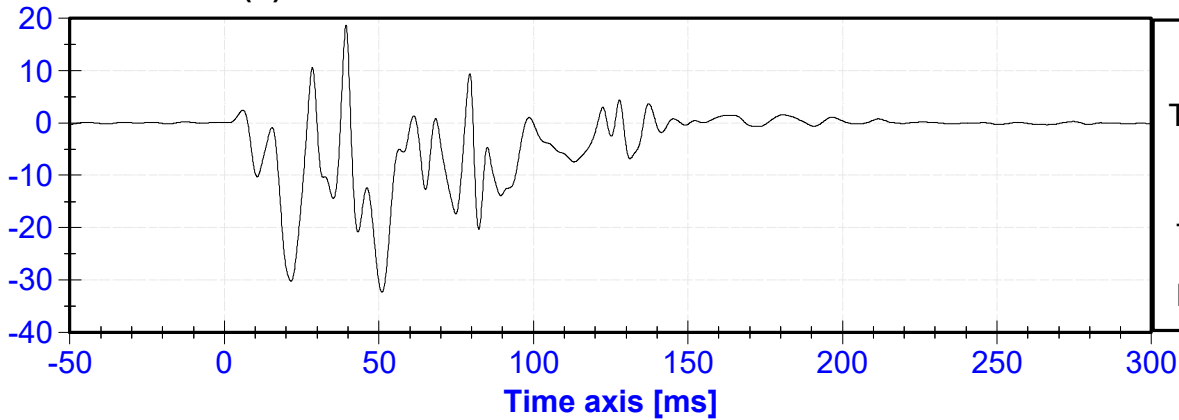
Floor Sill – Impact Side (Y) Displacement vs. Time

DISPLACEMENT [m]



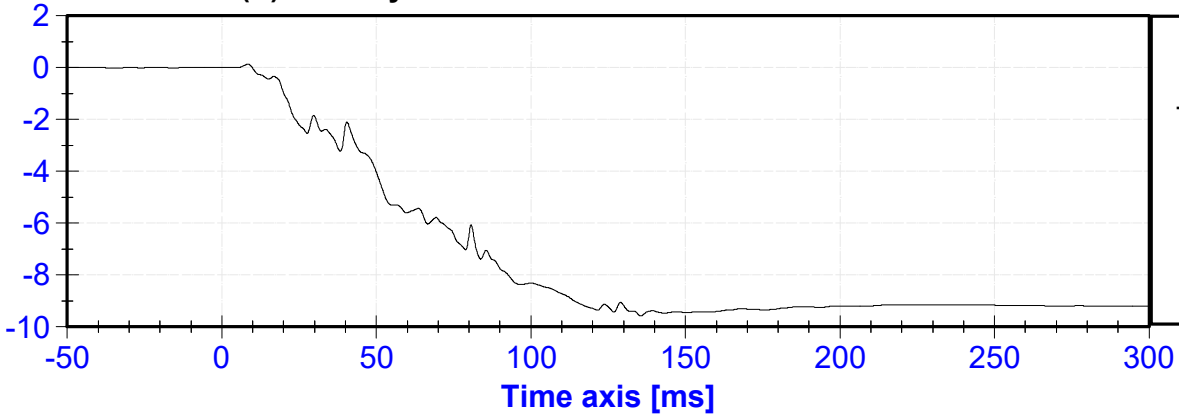
A-Pillar Sill (Y) Acceleration vs. Time

ACCELERATION [g's]

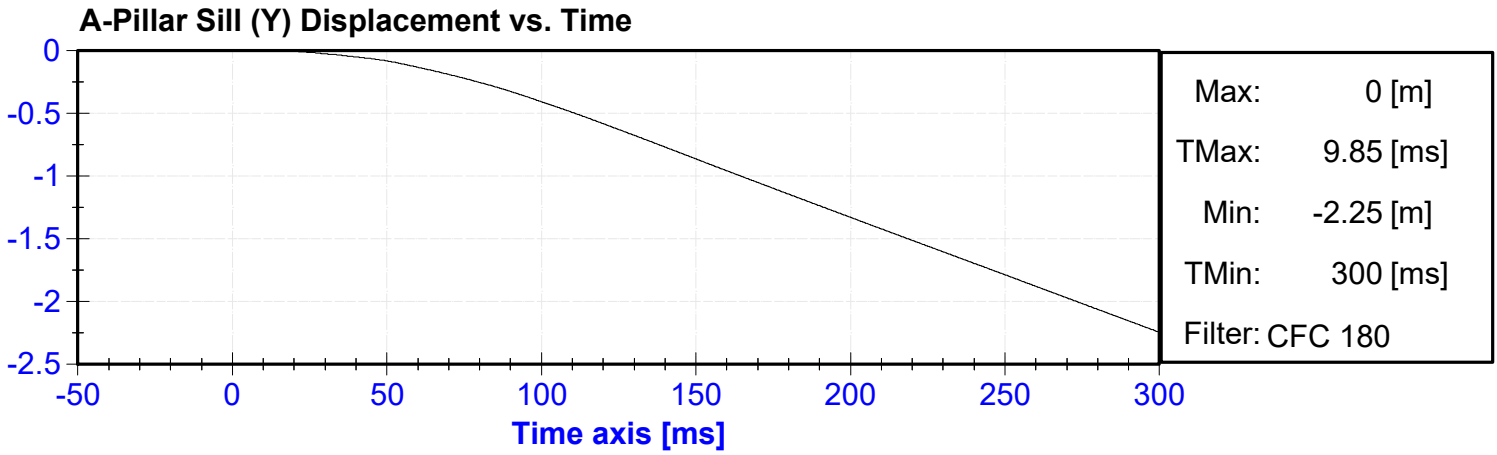


A-Pillar Sill (Y) Velocity vs. Time

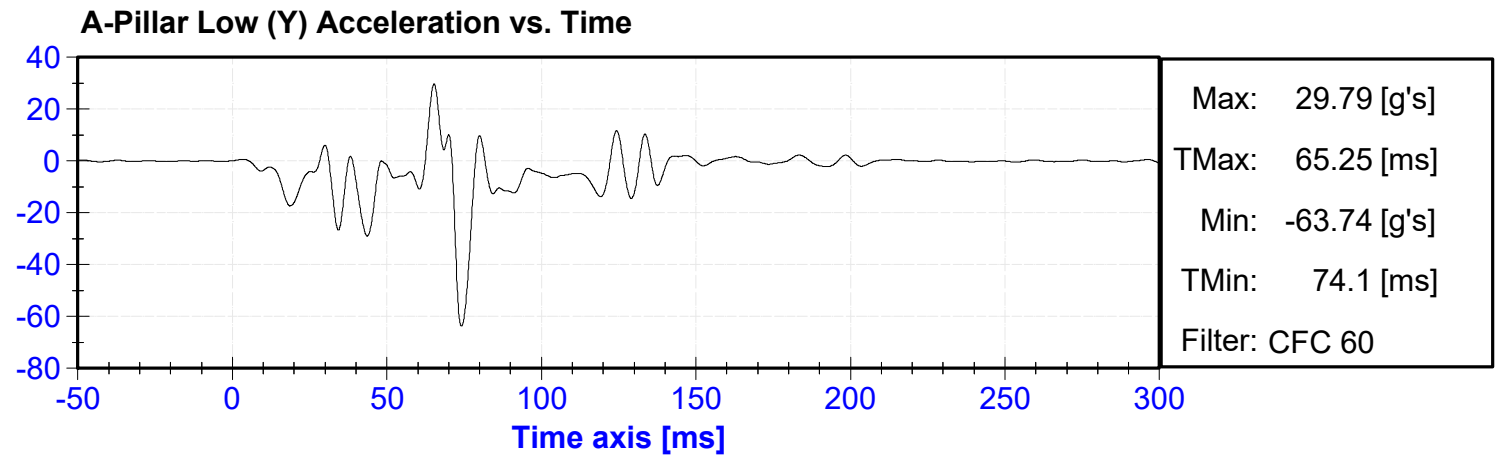
VELOCITY [m/s]



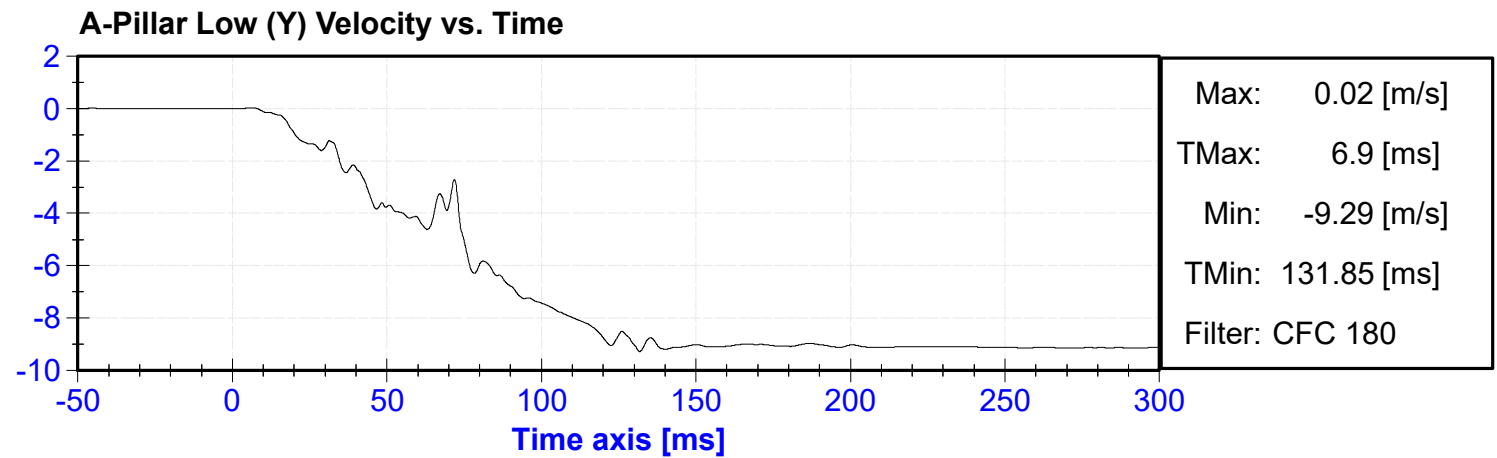
DISPLACEMENT [m]



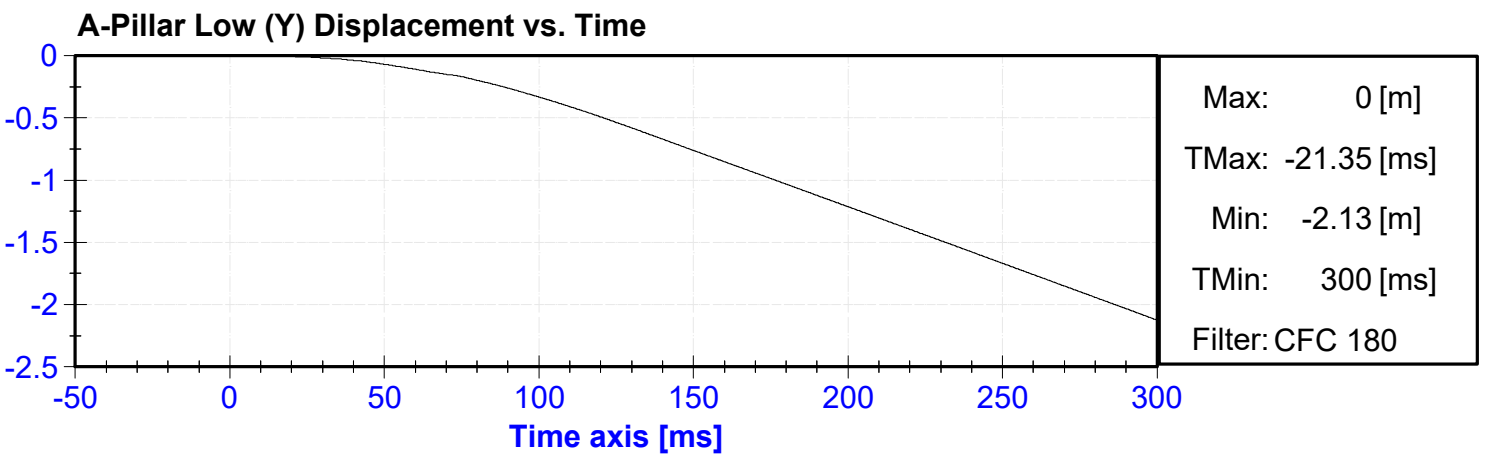
ACCELERATION [g's]



VELOCITY [m/s]

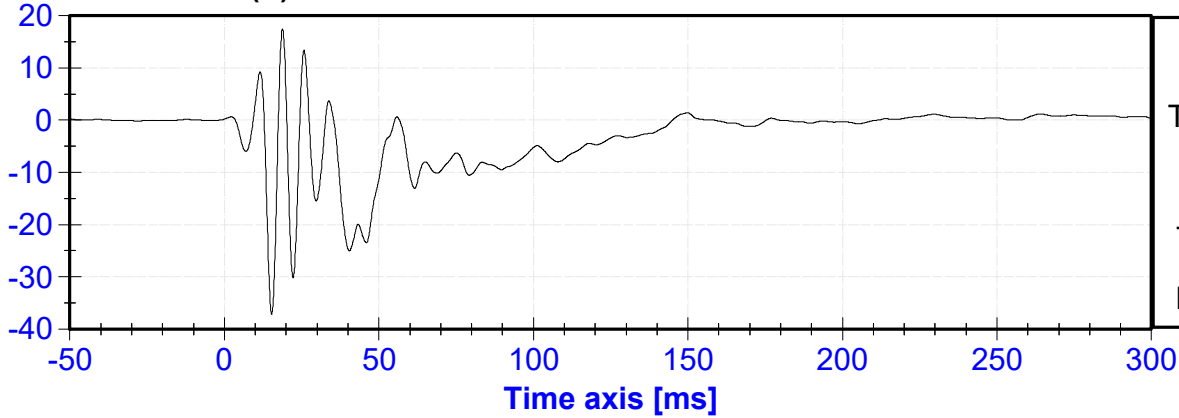


DISPLACEMENT [m]



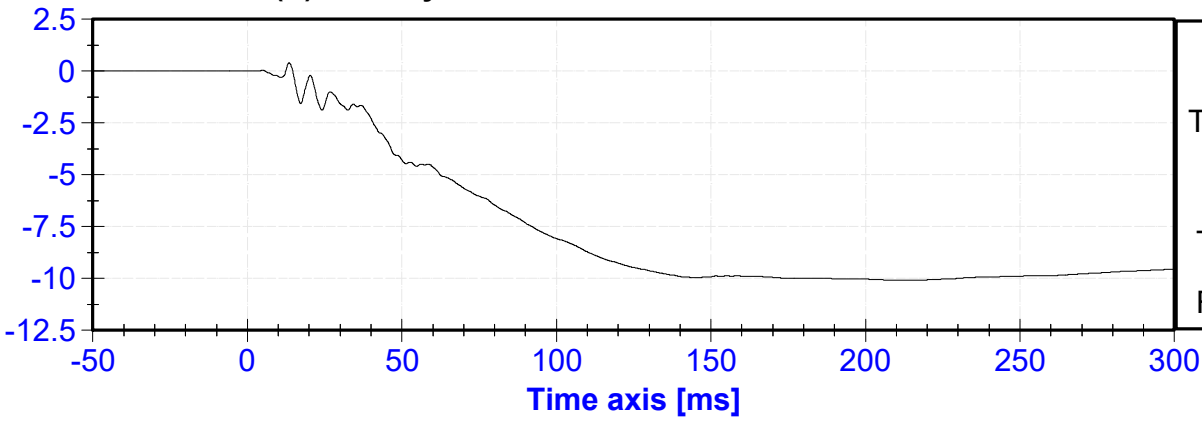
A-Pillar Mid (Y) Acceleration vs. Time

ACCELERATION [g's]



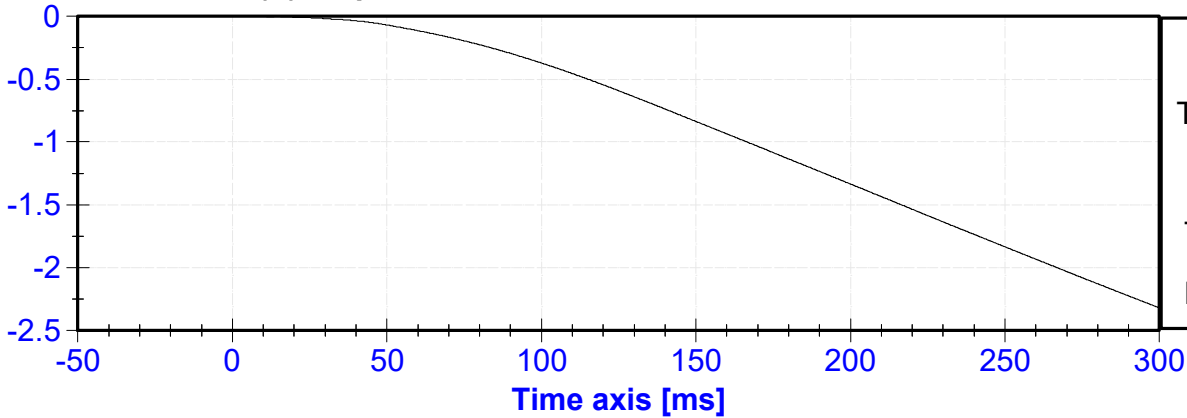
A-Pillar Mid (Y) Velocity vs. Time

VELOCITY [m/s]



A-Pillar Mid (Y) Displacement vs. Time

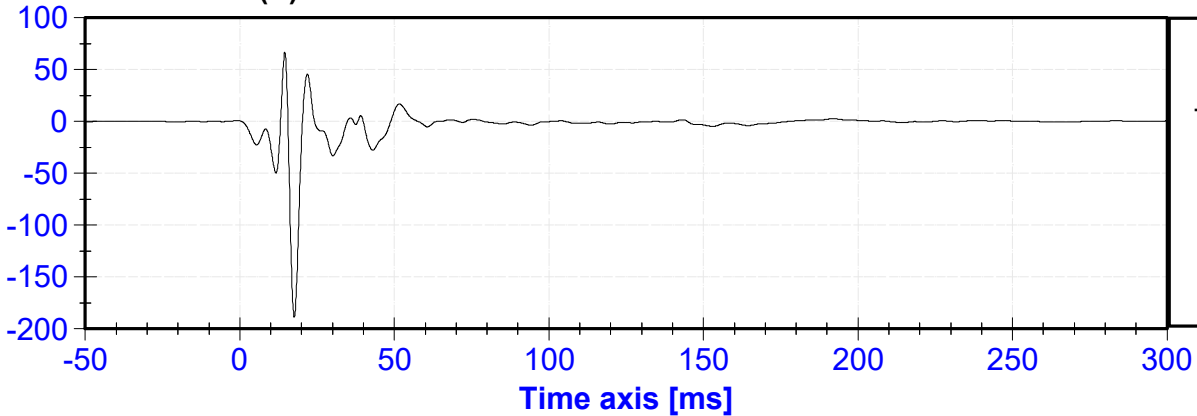
DISPLACEMENT [m]



Exceeded calibration range at 12.1 ms

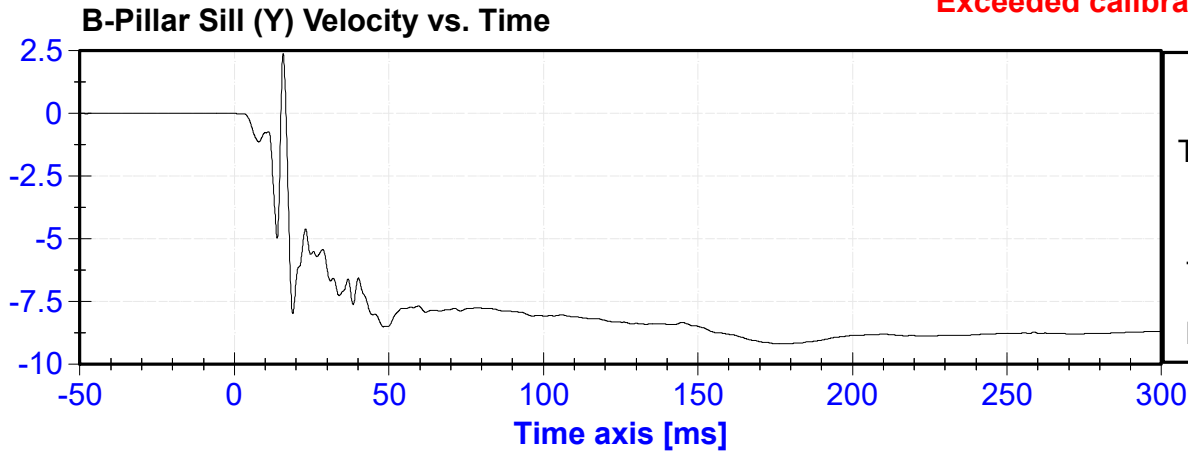
B-Pillar Sill (Y) Acceleration vs. Time

ACCELERATION [g's]



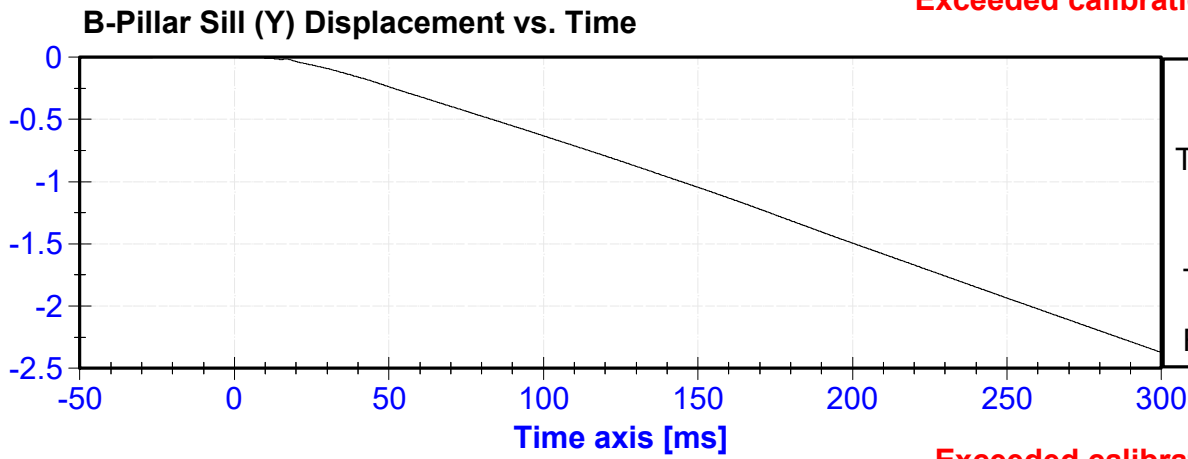
Exceeded calibration range at 12.1 ms

VELOCITY [m/s]



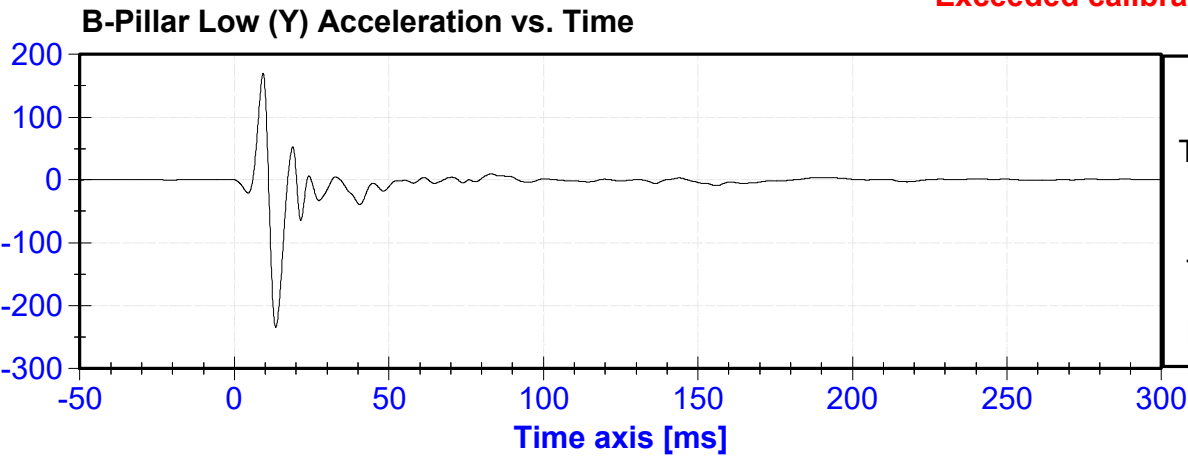
Exceeded calibration range at 12.1 ms

DISPLACEMENT [m]



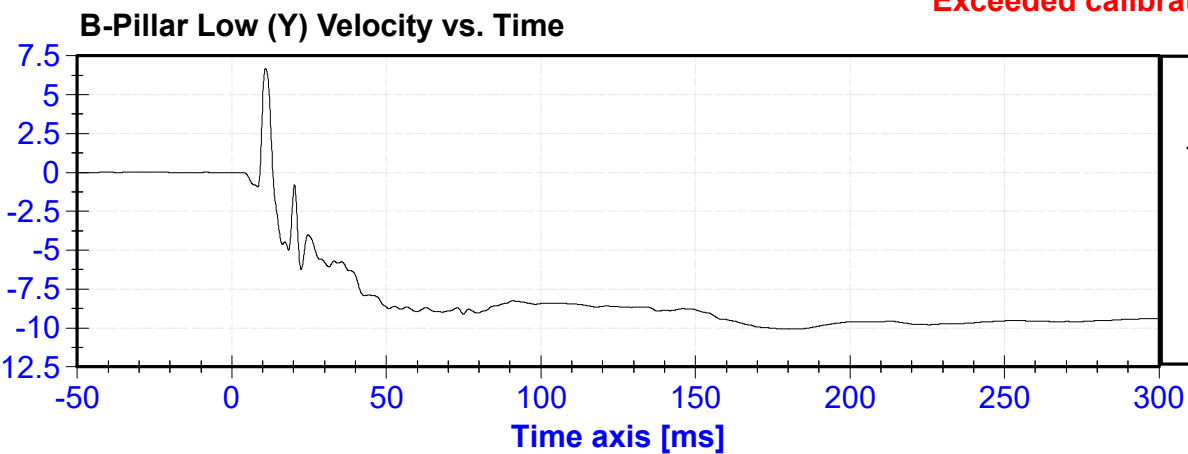
Exceeded calibration range at 9.4 ms

ACCELERATION [g's]



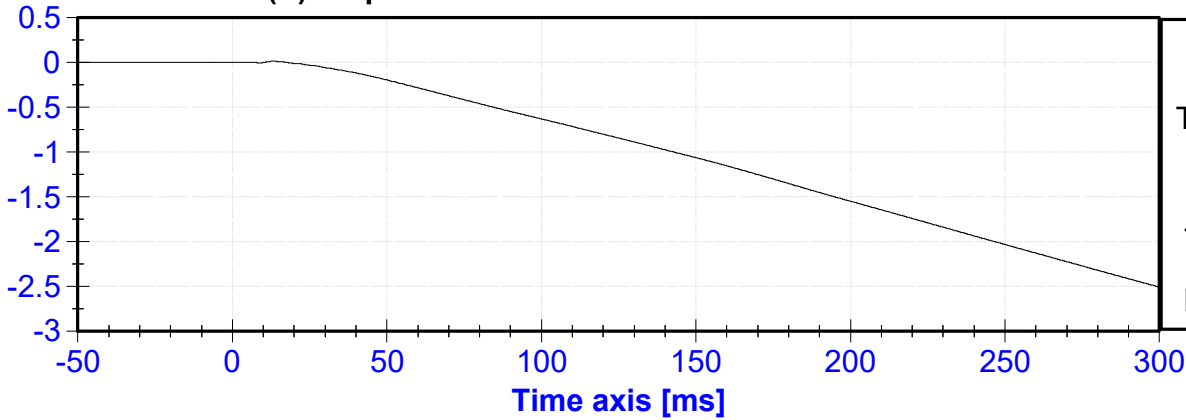
Exceeded calibration range at 9.4 ms

VELOCITY [m/s]



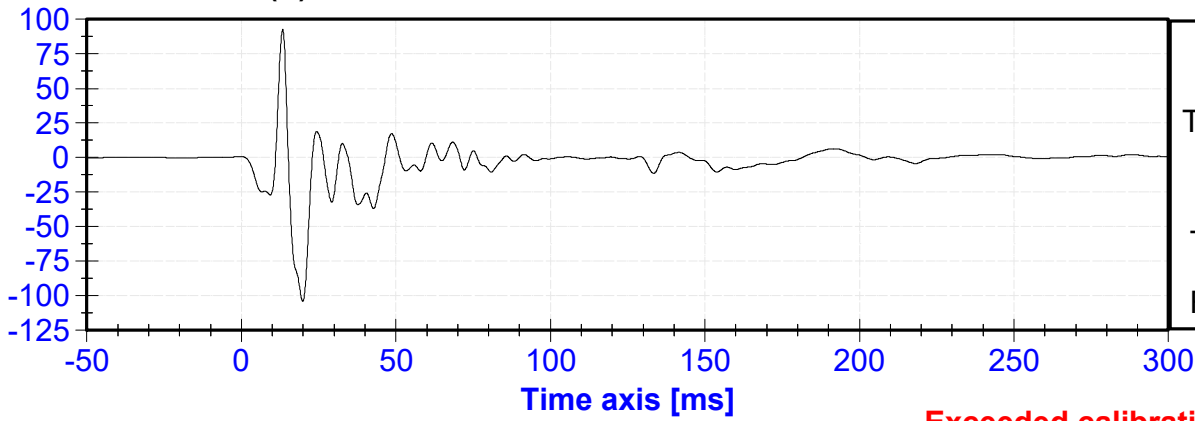
Exceeded calibration range at 9.4 ms

B-Pillar Low (Y) Displacement vs. Time



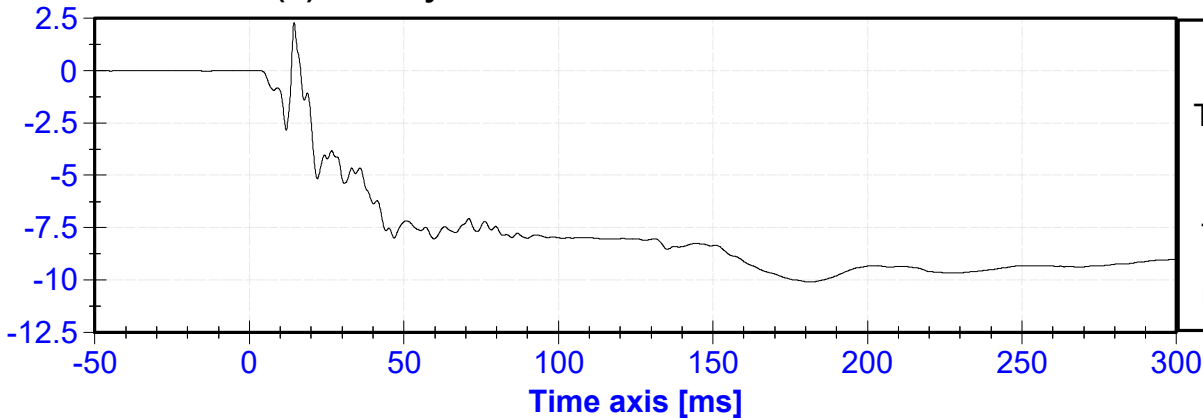
Exceeded calibration range at 12.8 ms

B-Pillar Mid (Y) Acceleration vs. Time



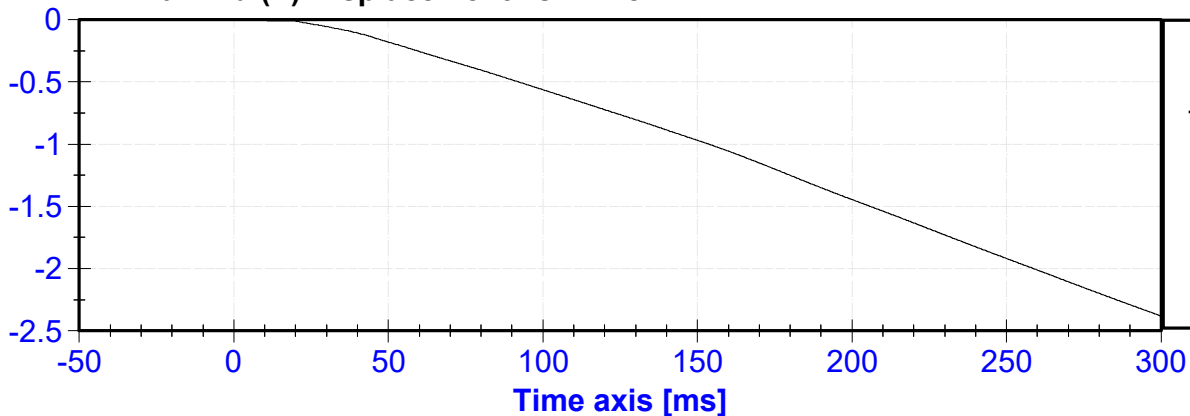
Exceeded calibration range at 12.8 ms

B-Pillar Mid (Y) Velocity vs. Time

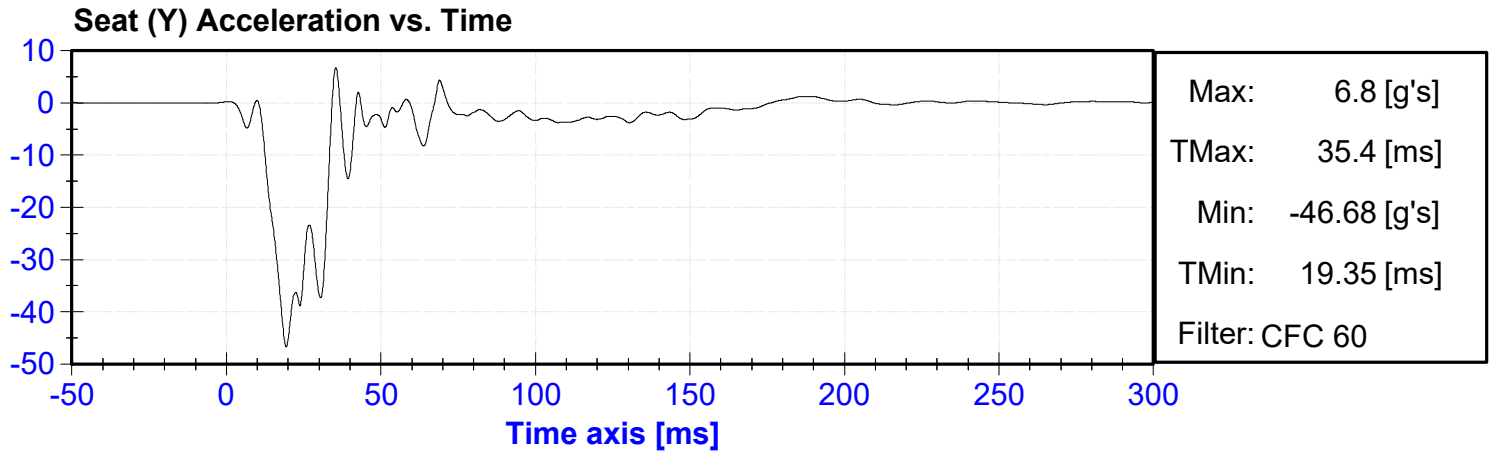


Exceeded calibration range at 12.8 ms

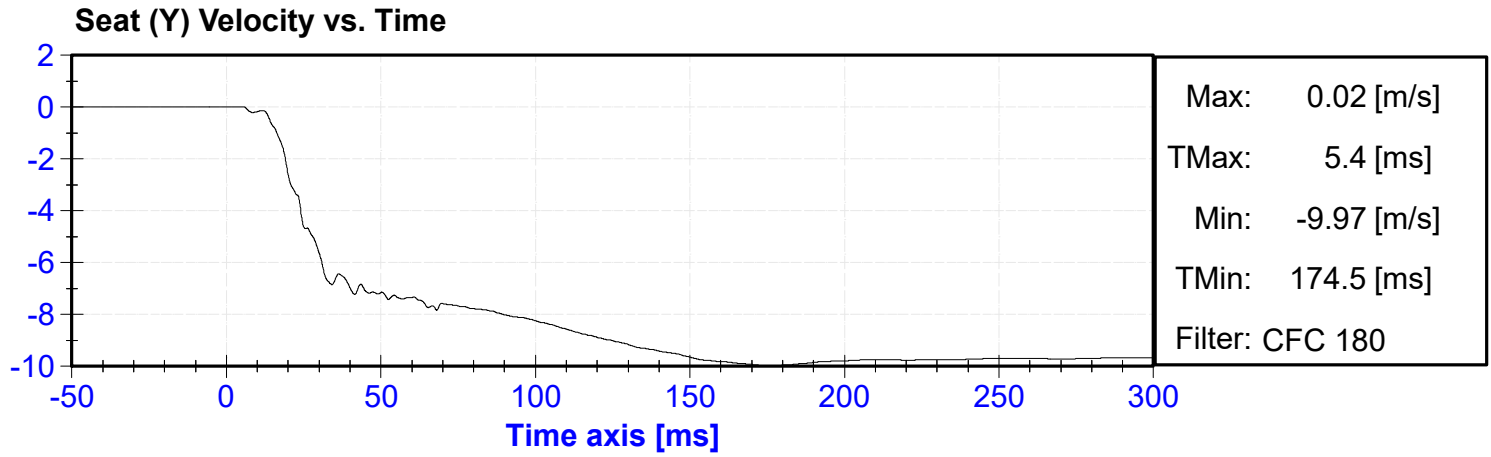
B-Pillar Mid (Y) Displacement vs. Time



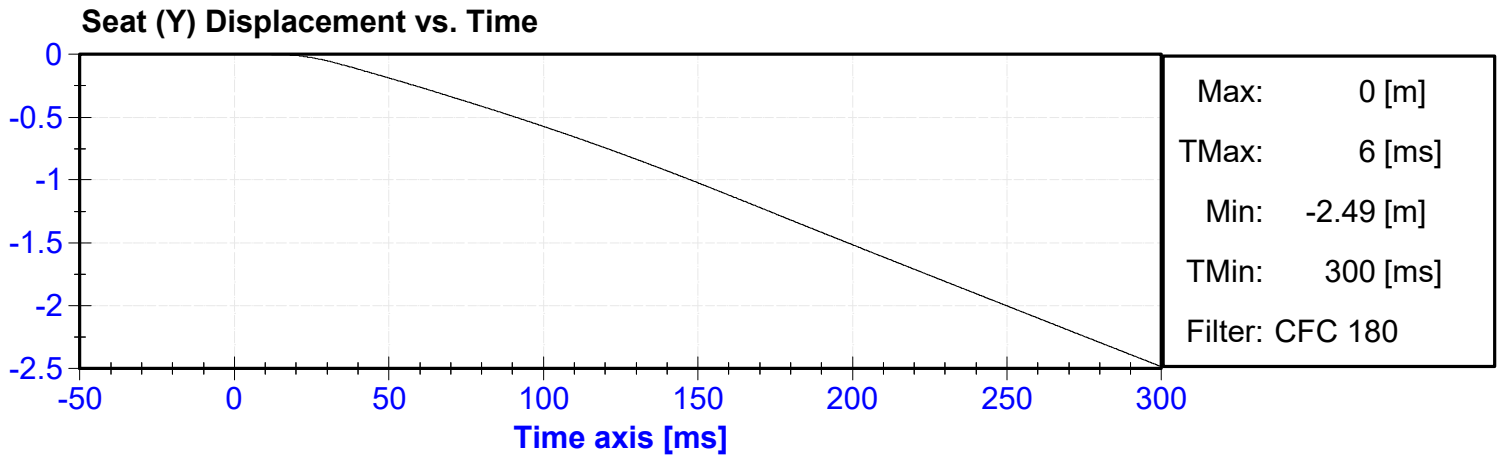
ACCELERATION [g's]



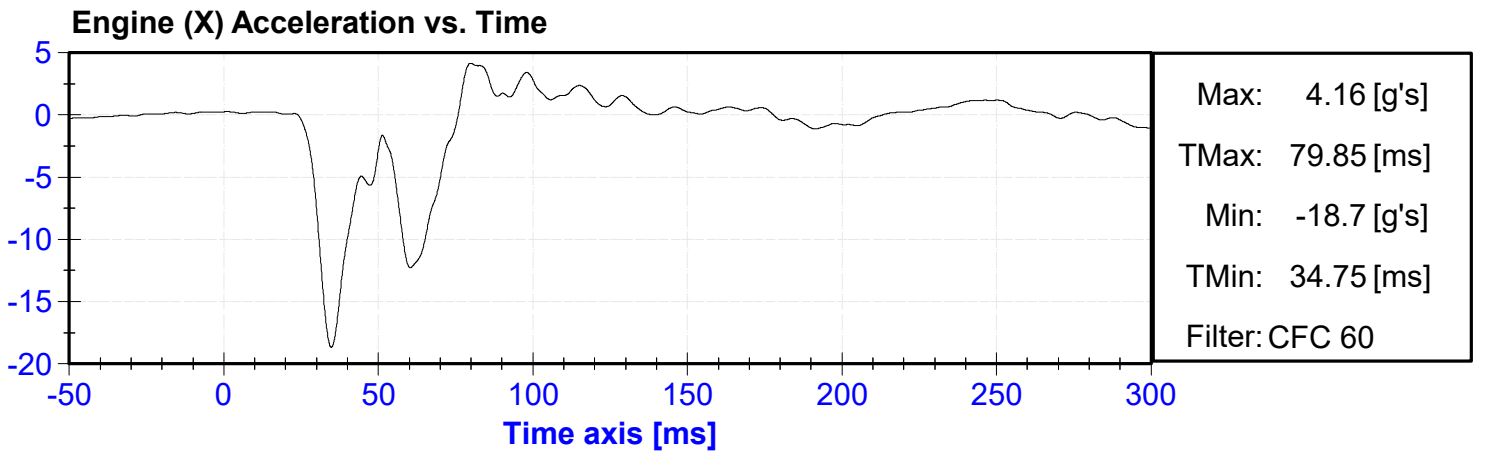
VELOCITY [m/s]

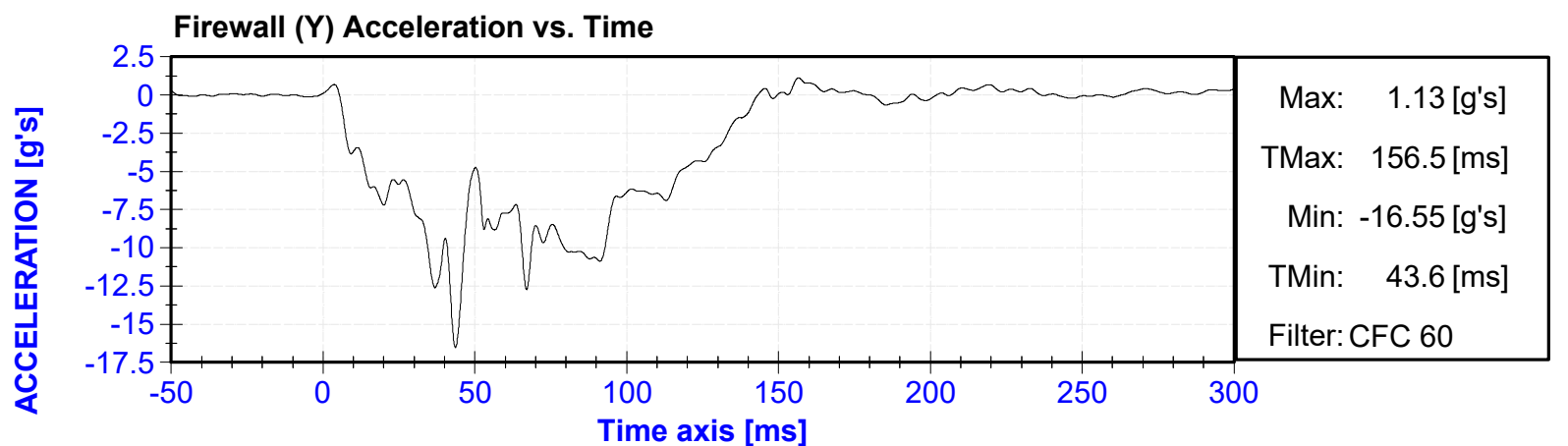
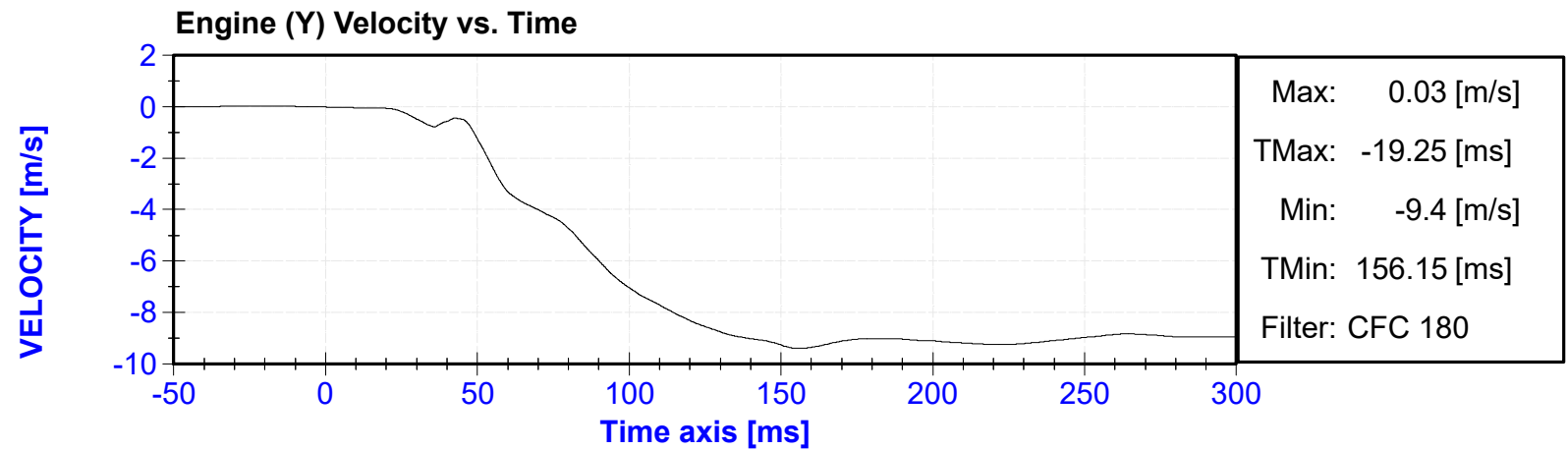
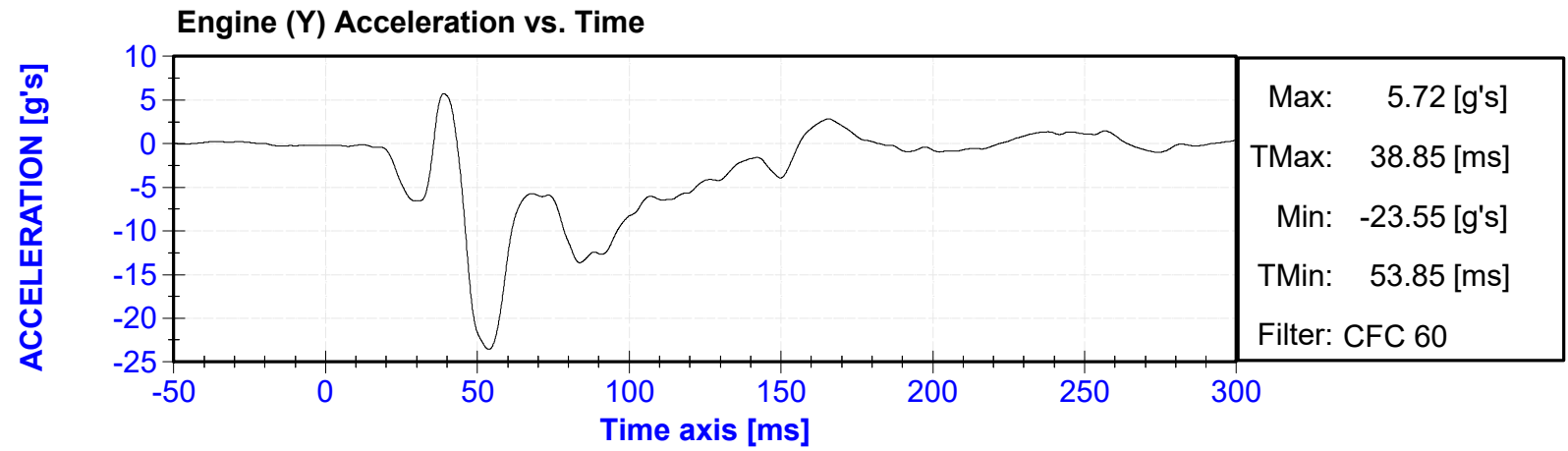
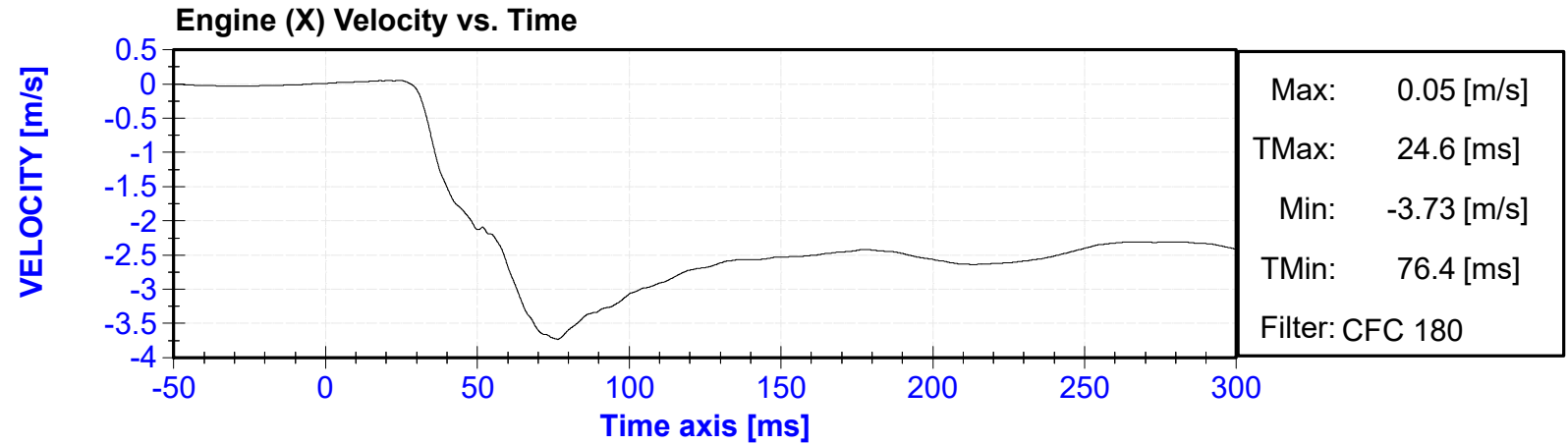


DISPLACEMENT [m]



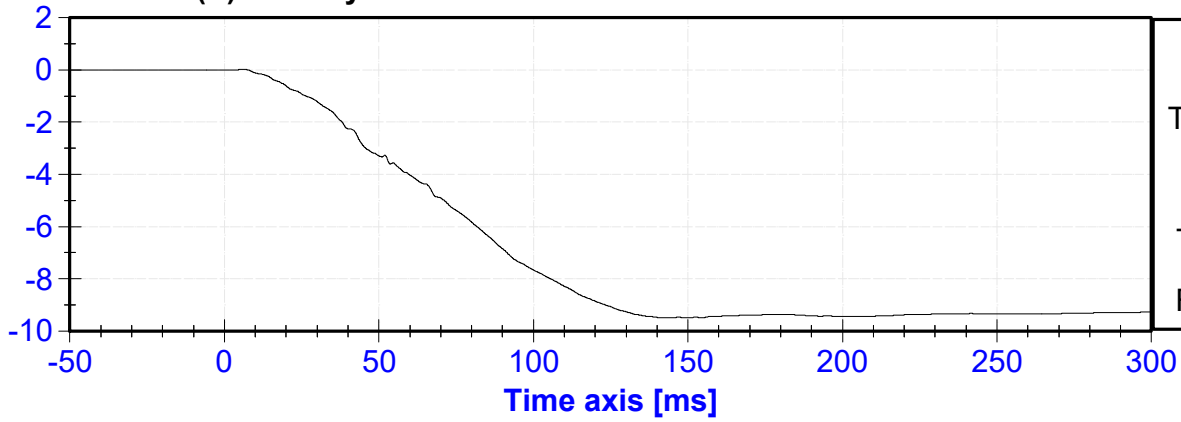
ACCELERATION [g's]





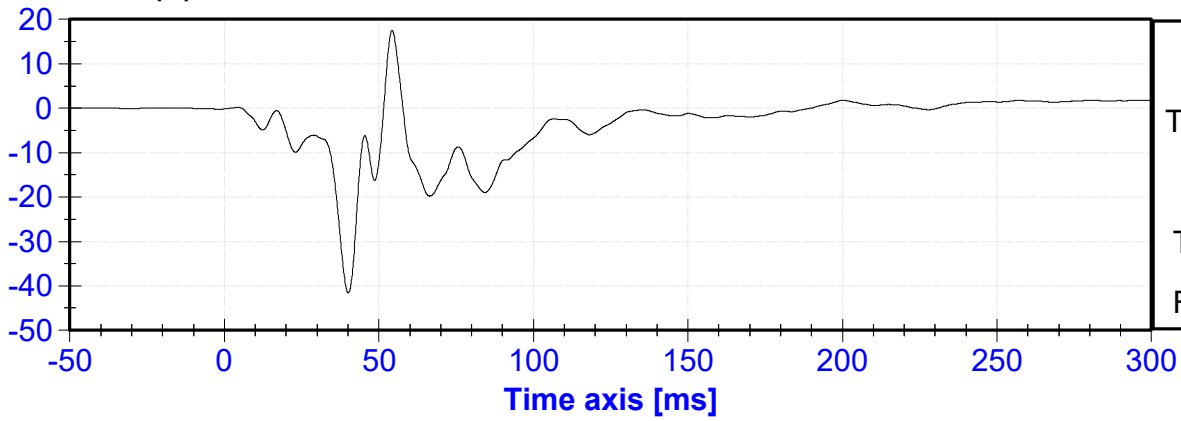
Firewall (Y) Velocity vs. Time

VELOCITY [m/s]



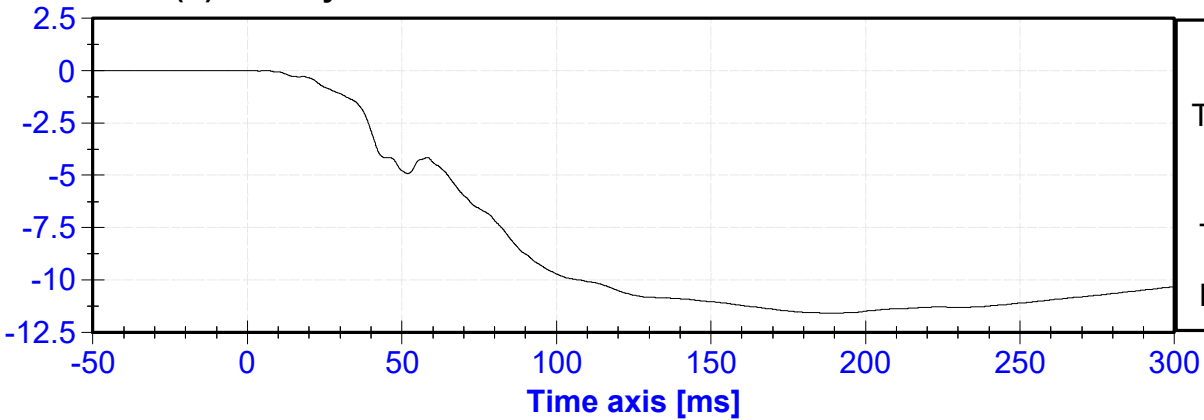
Roof (Y) Acceleration vs. Time

ACCELERATION [g's]



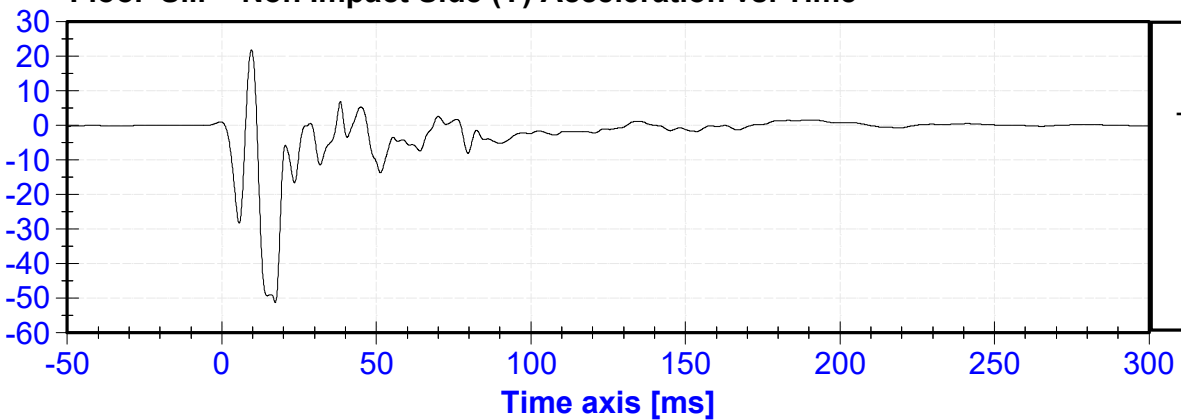
Roof (Y) Velocity vs. Time

VELOCITY [m/s]

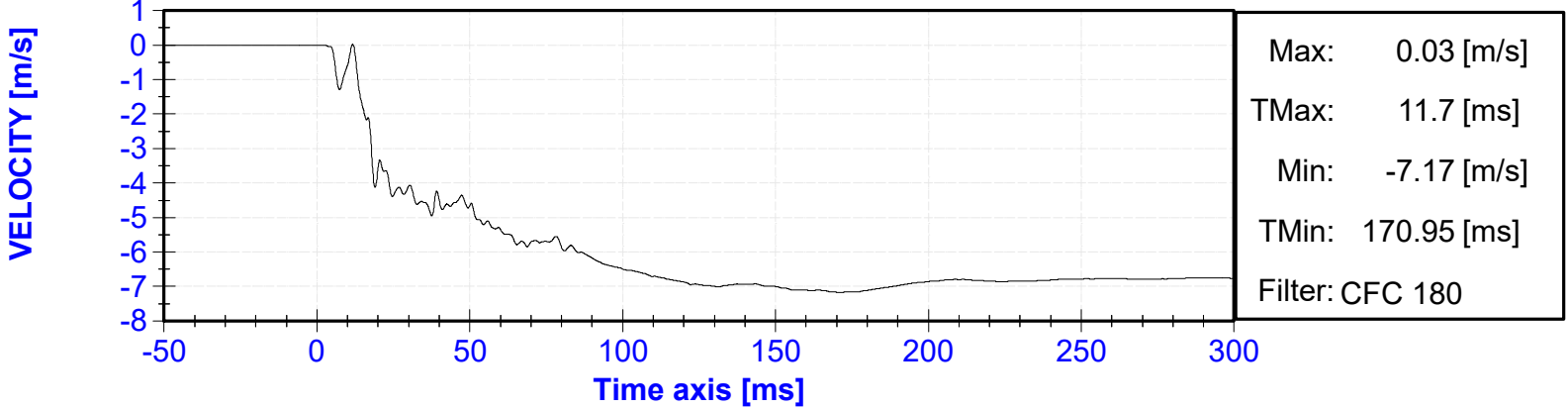


Floor Sill – Non Impact Side (Y) Acceleration vs. Time

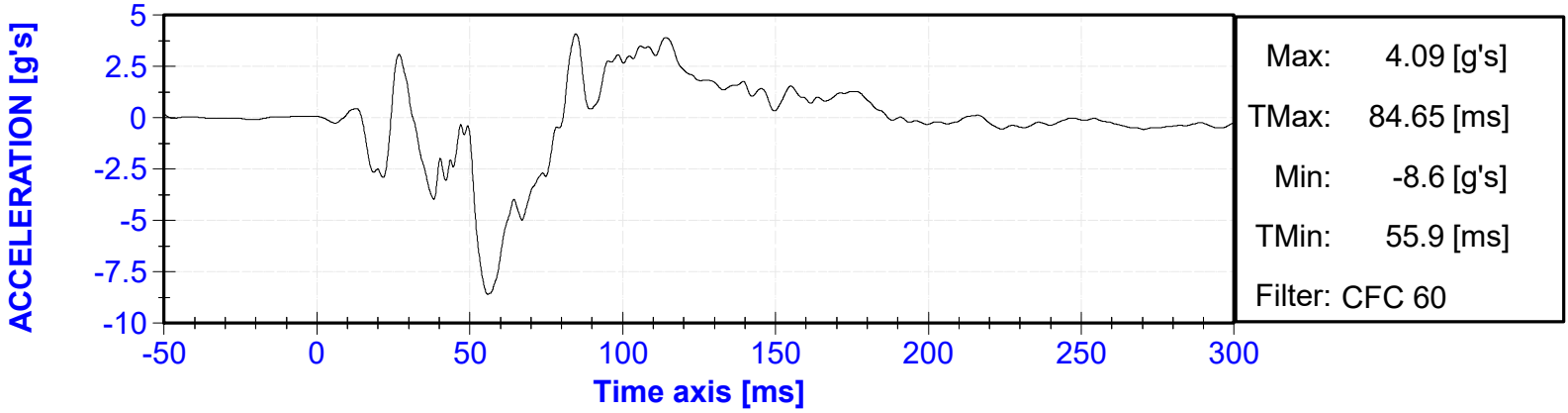
ACCELERATION [g's]



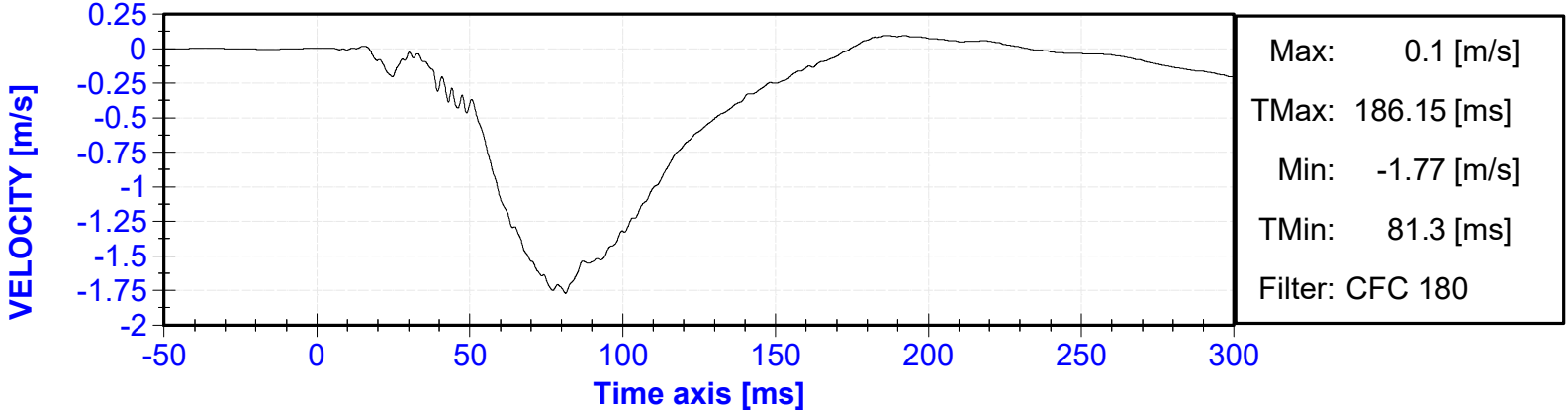
Floor Sill – Non Impact Side (Y) Velocity vs. Time



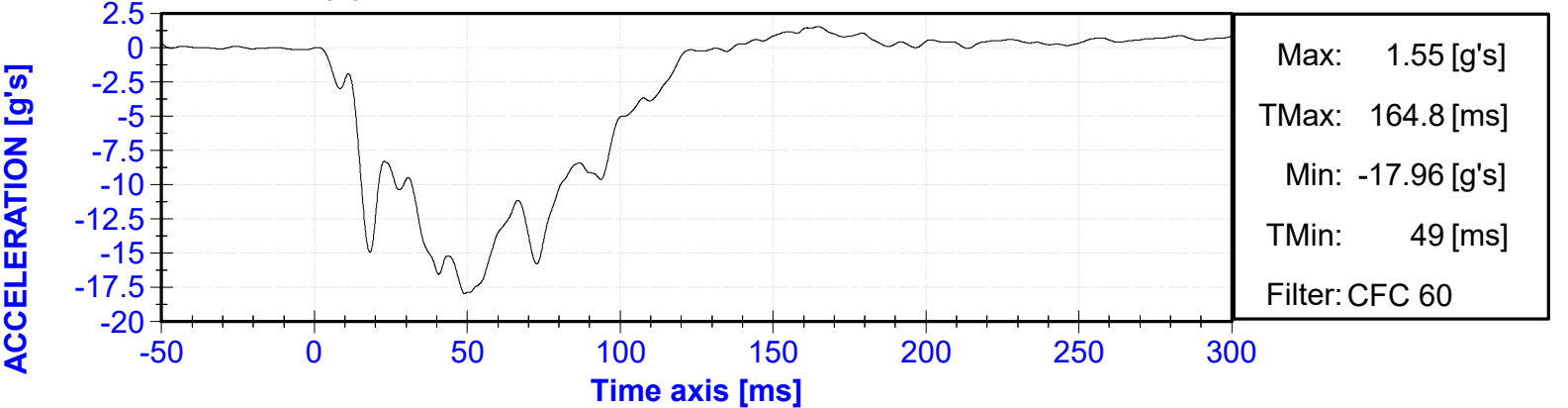
Rear Deck (X) Acceleration vs. Time



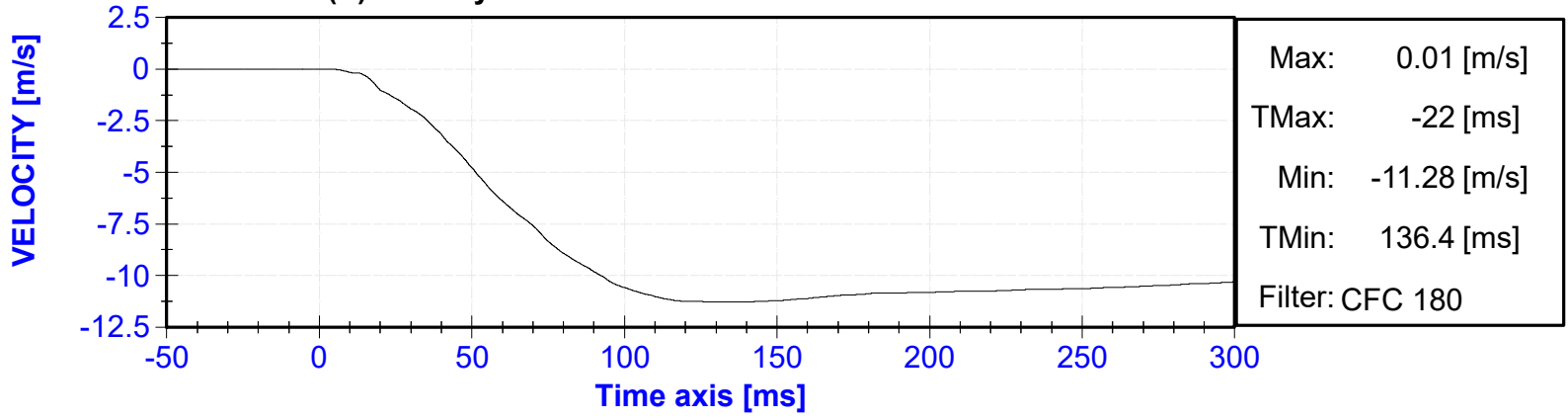
Rear Deck (X) Velocity vs. Time



Rear Deck (Y) Acceleration vs. Time



Rear Deck (Y) Velocity vs. Time



APPENDIX IV

PRE-TEST DUMMY PERFORMANCE CALIBRATION TEST DATA

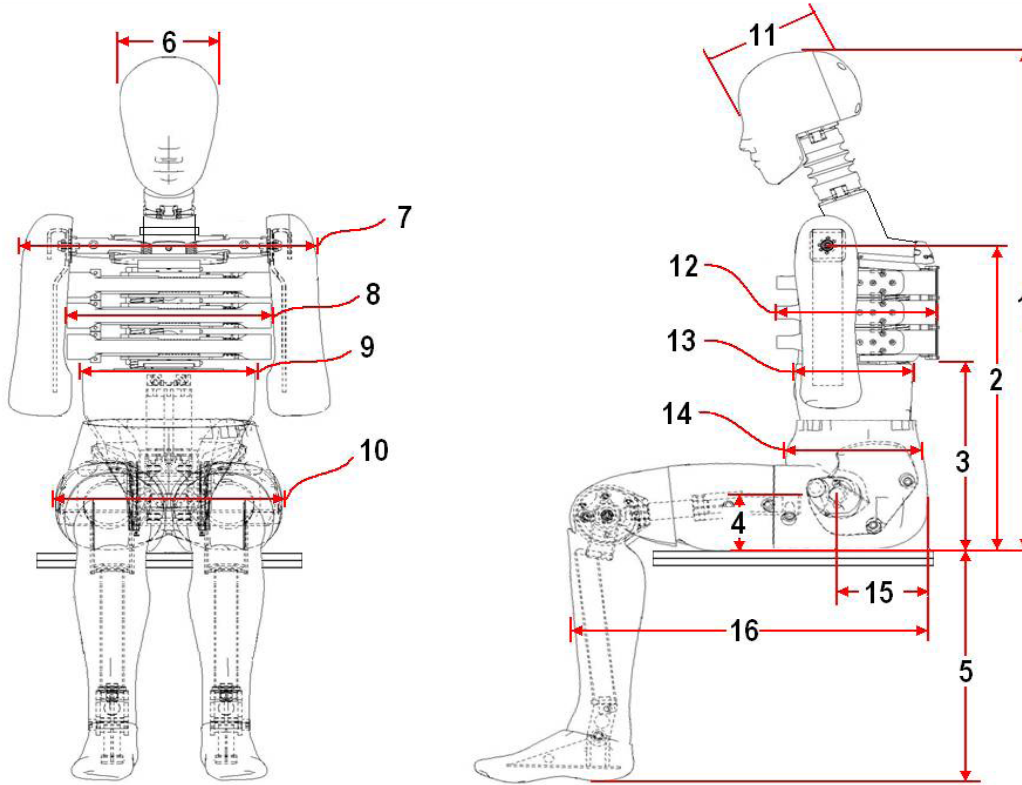
(Subpart U, ES-2re)

External Measurements - EuroSID-2re

Technician: K. Brogan

Date: 05/02/2023

Dummy Serial Number: D037



FRONT VIEW

SIDE VIEW

Dim. No.	Description	Specification (mm)		Result (mm)	Pass/Fail
1	Sitting Height	900	918	913	Pass
2	Seat to Shoulder Joint	558	572	564	Pass
3	Seat to Lower Face of Thoracic Spine Box	346	356	352	Pass
4	Seat to Hip Joint (center of bolt)	97	103	103	Pass
5	Sole to Seat, Sitting	333	451	421	Pass
6	Head Width	152	158	155	Pass
7	Shoulder/Arm Width	461	479	472	Pass
8	Thorax Width	322	332	329	Pass
9	Abdomen Width	273	287	281	Pass
10	Pelvis Lap Width	359	373	364	Pass
11	Head Depth	196	206	199	Pass
12	Thorax Depth	262	272	268	Pass
13	Abdomen Depth	194	204	200	Pass
14	Pelvis Depth	235	245	240	Pass
15	Back of Buttocks to Hip Joint (center of bolt)	150	160	154	Pass
16	Back of Buttocks to Front Knee	597	615	604	Pass

ATD Manufacturer	Denton	Test Technician	T. Roseman
ATD Serial Number	D037	Laboratory Supervisor	C. Mantell

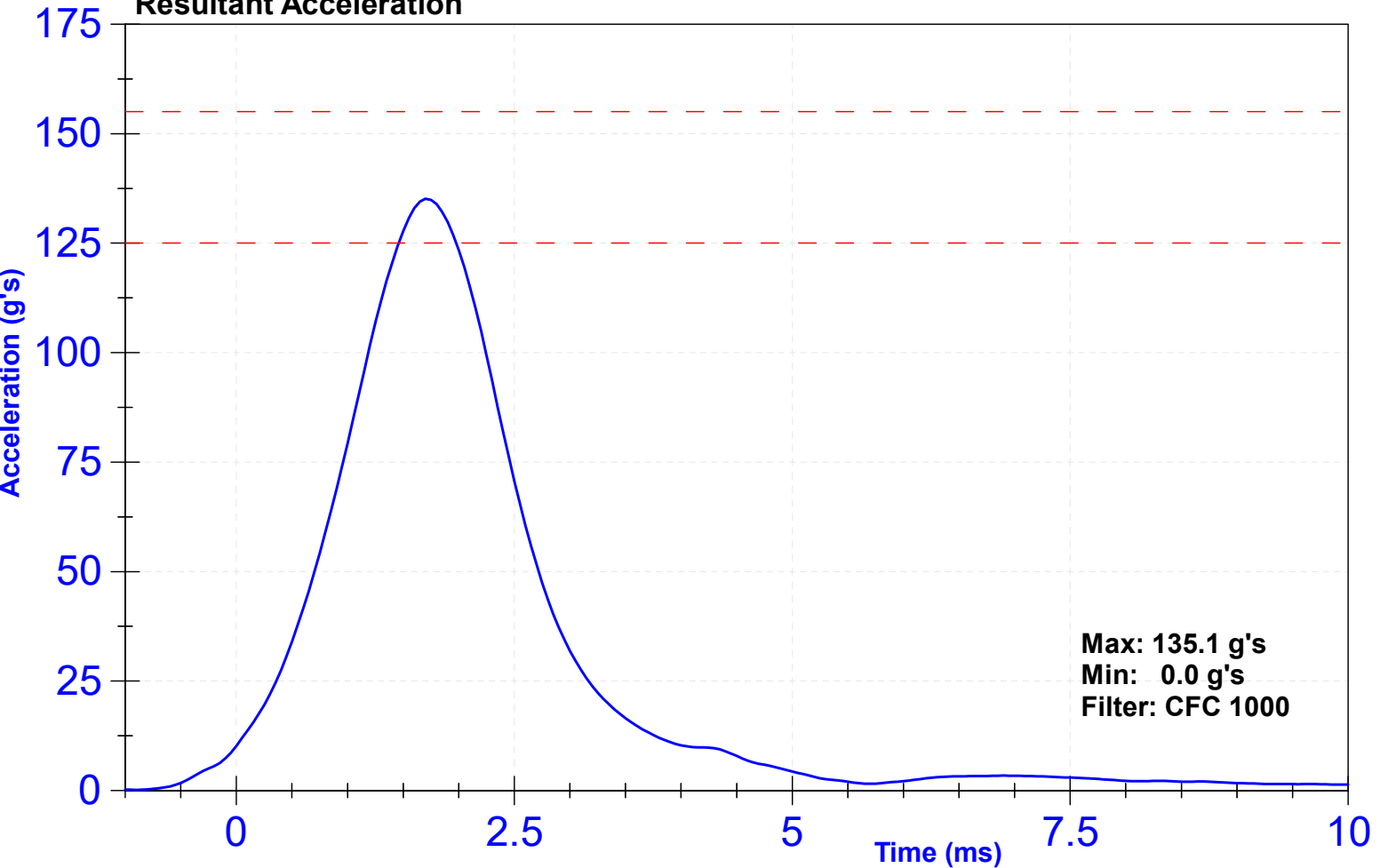
Results

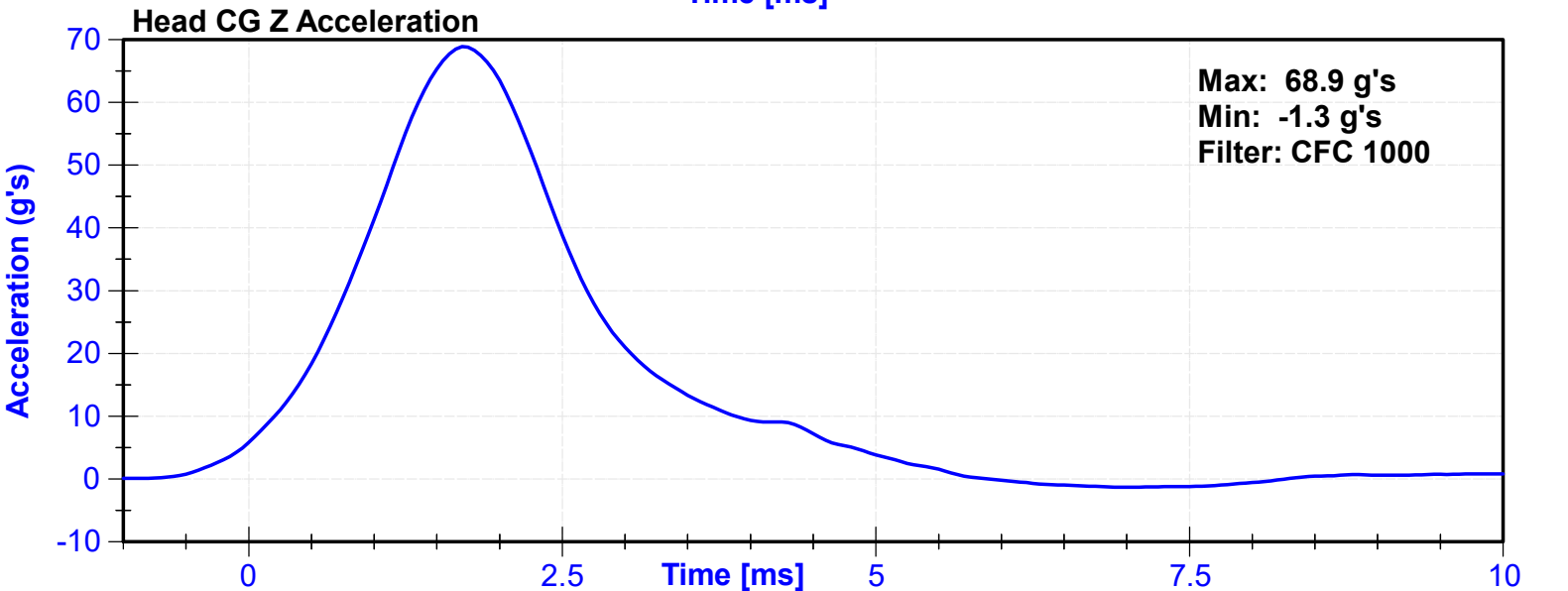
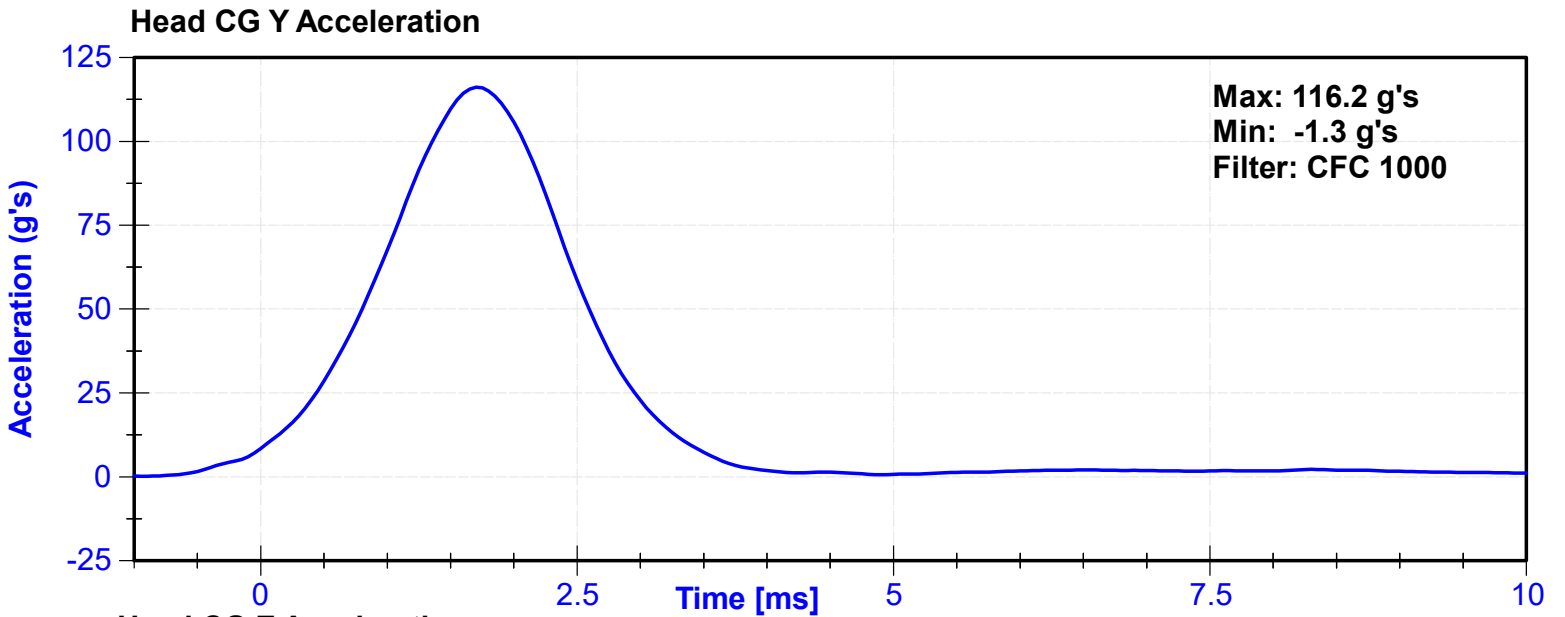
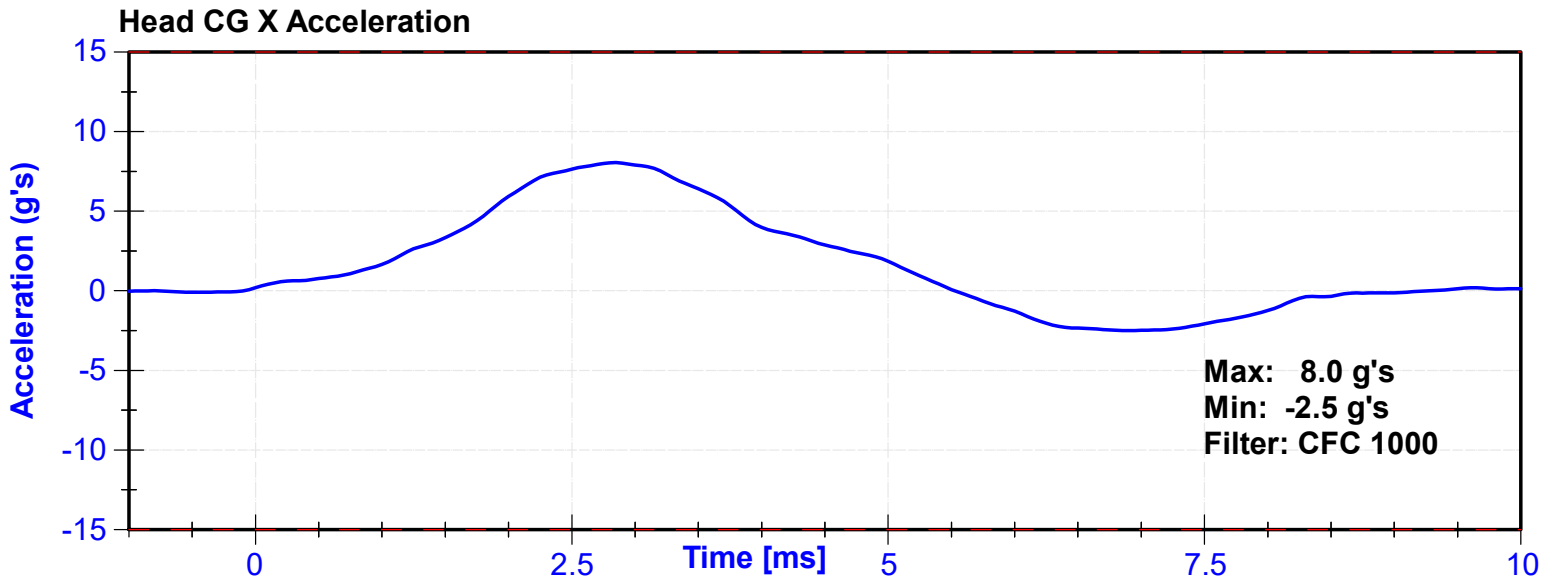
Test Parameter	Minimum Specification	Maximum Specification	Unit	Result	Pass/Fail
Temperature	20.6	22.2	°C	20.8	Pass
Humidity	10	70	%	20.5	Pass
Resultant Acceleration	125	155	g's	135.1	Pass
Oscillation	0	15	%	2.51	Pass
Fore-Aft Acceleration	-15	15	g's	8.0	Pass

Transducer Calibrations

Channel	Manufacturer	Serial Number	Calibration Date	Calibration Due Date
X Accelerometer	Endevco	T21724	2/27/2023	8/26/2023
Y Accelerometer	Endevco	T22281	2/27/2023	8/26/2023
Z Accelerometer	Endevco	T26050	2/27/2023	8/26/2023

Resultant Acceleration





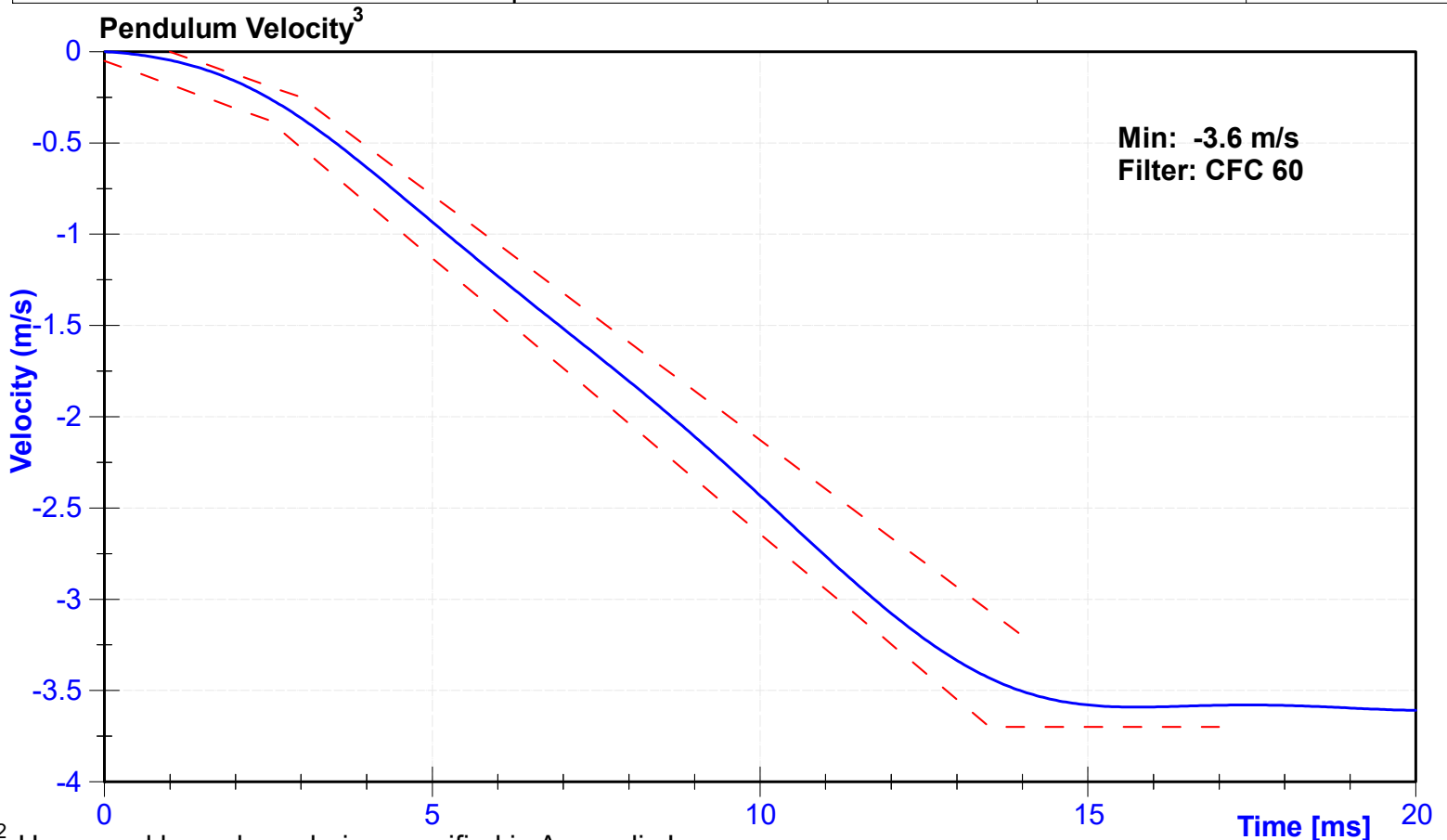
ATD Manufacturer	Denton	Test Technician	T. Roseman
ATD Serial Number	D037	Laboratory Supervisor	C. Mantell

Results

Test Parameter	Minimum Specification	Maximum Specification	Unit	Result	Pass/Fail
Temperature	20.6	22.2	°C	21.1	Pass
Humidity	10	70	%	31.5	Pass
Velocity	3.3	3.5	m/s	3.37	Pass
Lateral Neck Rotation	49	59	deg	52.2	Pass
Time at Maximum Rotation	54	66	ms	56.0	Pass
Time of Rotation Decay from Maximum	53	88	ms	57.1	Pass
Pendulum Velocity Overall Corridor	Lower Boundary ¹	Upper Boundary ²	m/s	See Plot ³	Pass

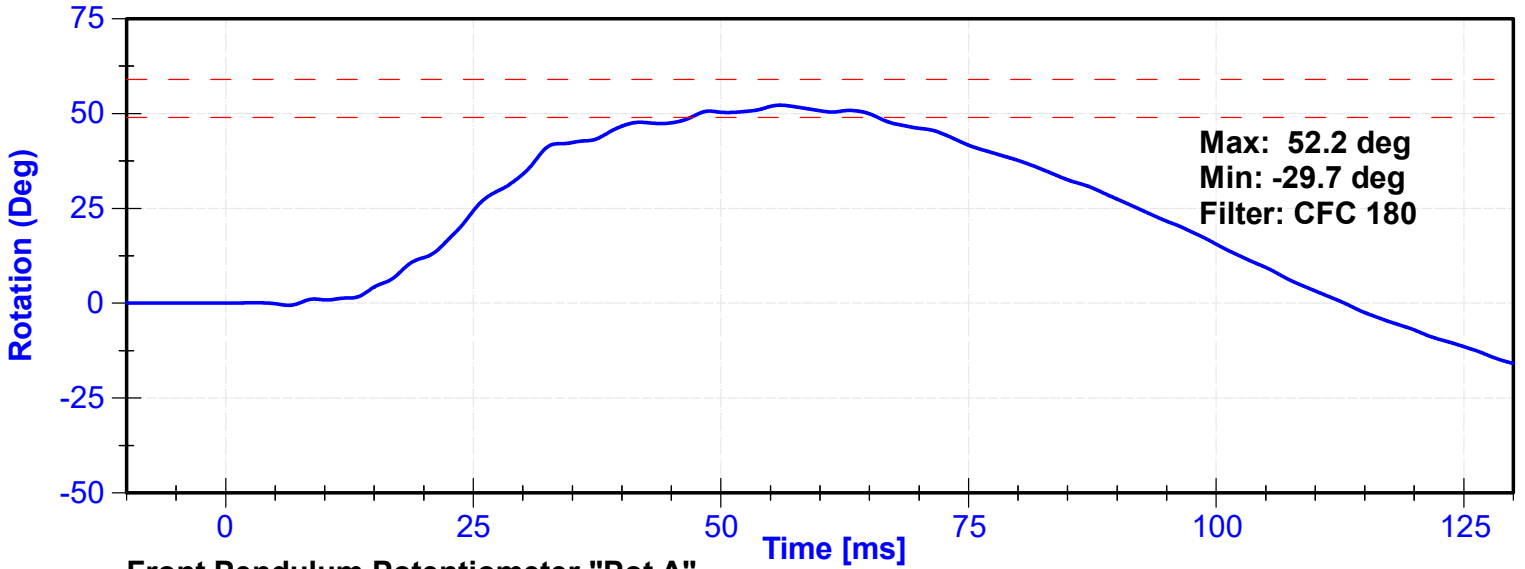
Transducer Calibrations

Channel	Manufacturer	Serial Number	Calibration Date	Calibration Due Date
Pendulum Accelerometer	Endevco	C16503	10/26/2022	10/26/2023
Front Pendulum Potentiometer	Sfernice	094	10/5/2022	10/5/2023
Headform Potentiometer	Sfernice	095	10/5/2022	10/5/2023

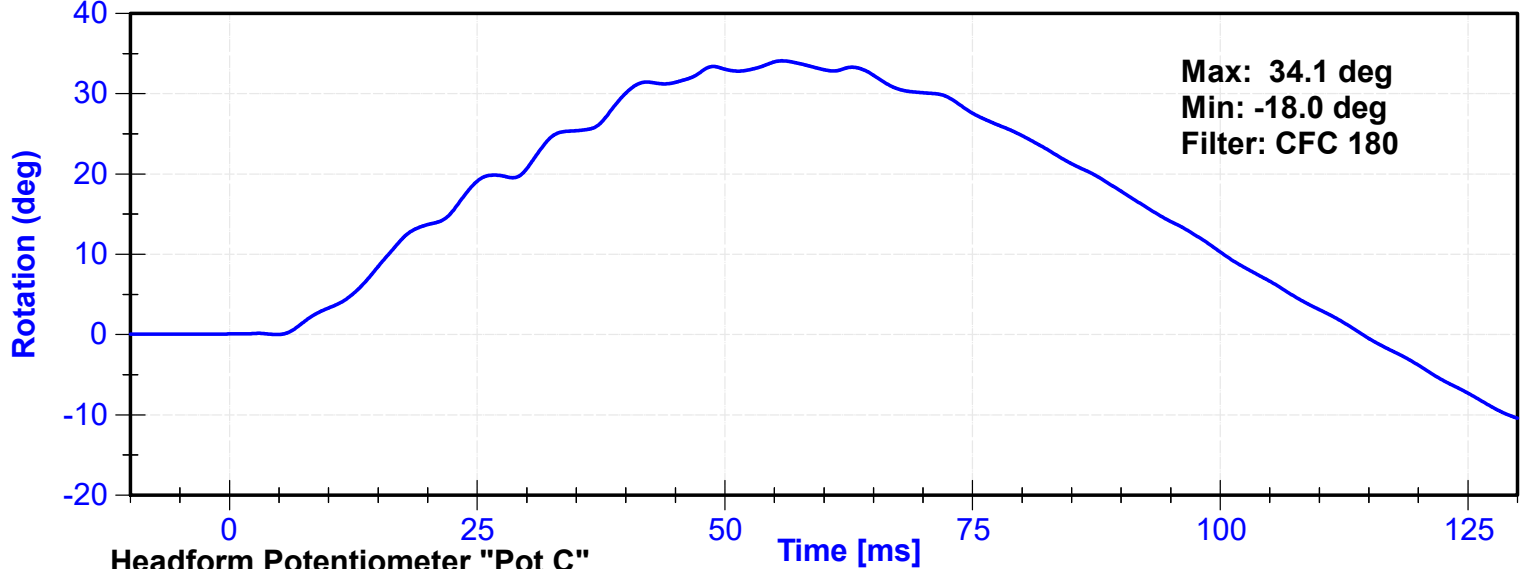


^{1,2} Upper and lower boundaries specified in Appendix I

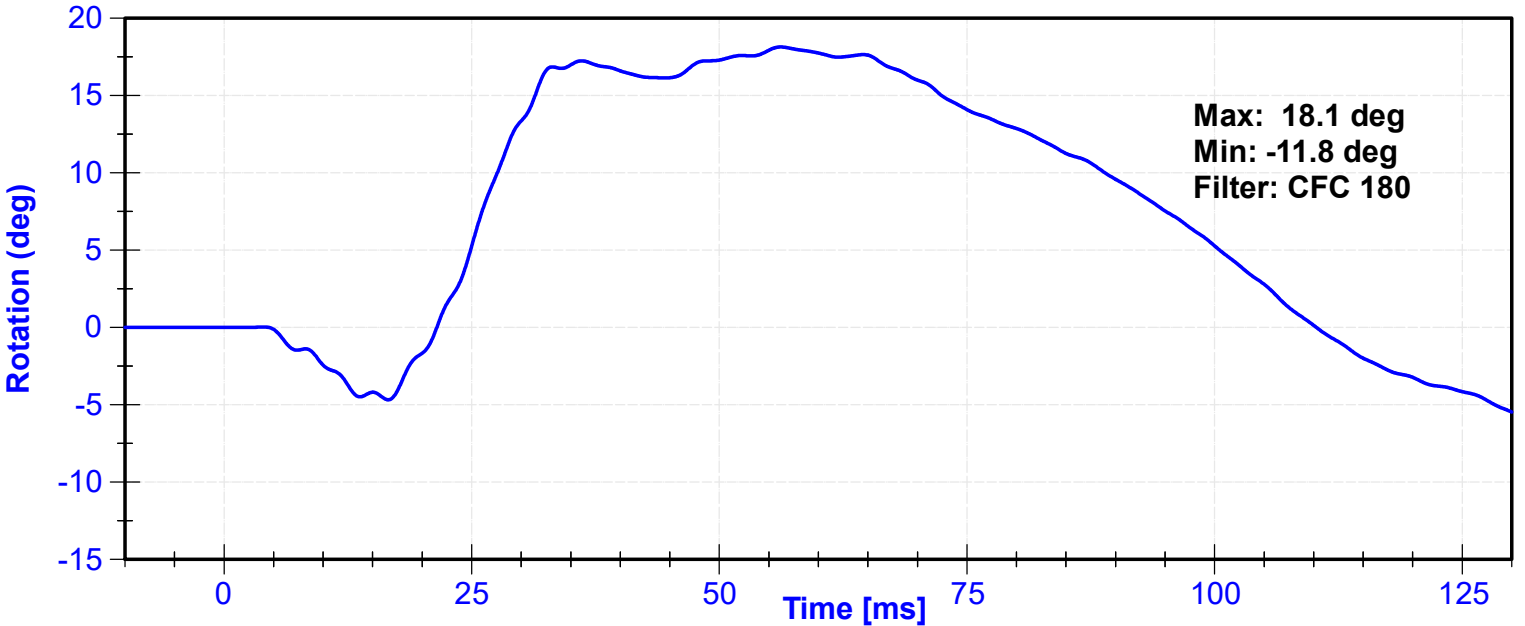
Neck Rotation



Front Pendulum Potentiometer "Pot A"



Headform Potentiometer "Pot C"



Appendix I

² Upper Boundary Corridor		¹ Lower Boundary Corridor	
Time (ms)	Velocity (m/s)	Time (ms)	Velocity (m/s)
1.0	0.00	0.0	-0.05
3.0	-0.25	2.5	-0.375
14.0	-3.20	13.5	-3.7
		17.0	-3.7

ATD Manufacturer	Denton	Test Technician	C. Mantell
ATD Serial Number	D037	Laboratory Supervisor	C. Mantell

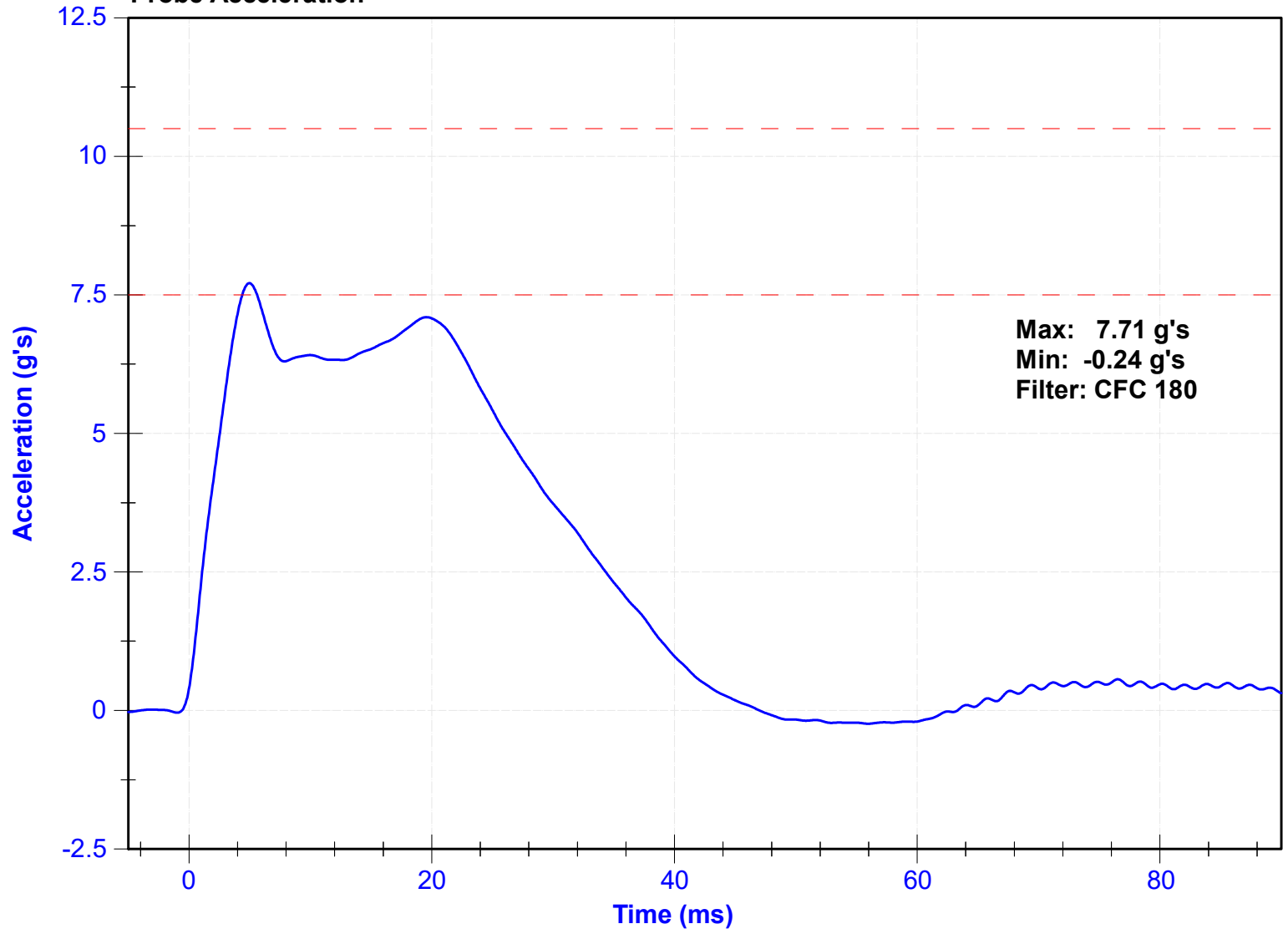
Results

Test Parameter	Minimum Specification	Maximum Specification	Unit	Result	Pass/Fail
Temperature	20.6	22.2	°C	21.7	Pass
Humidity	10	70	%	33.3	Pass
Velocity	4.2	4.4	m/s	4.35	Pass
Probe Acceleration	7.5	10.5	g's	7.71	Pass

Transducer Calibrations

Channel	Manufacturer	Serial Number	Calibration Date	Calibration Due Date
Probe Accelerometer	Endevco	P51736	10/25/2022	10/25/2023

Probe Acceleration



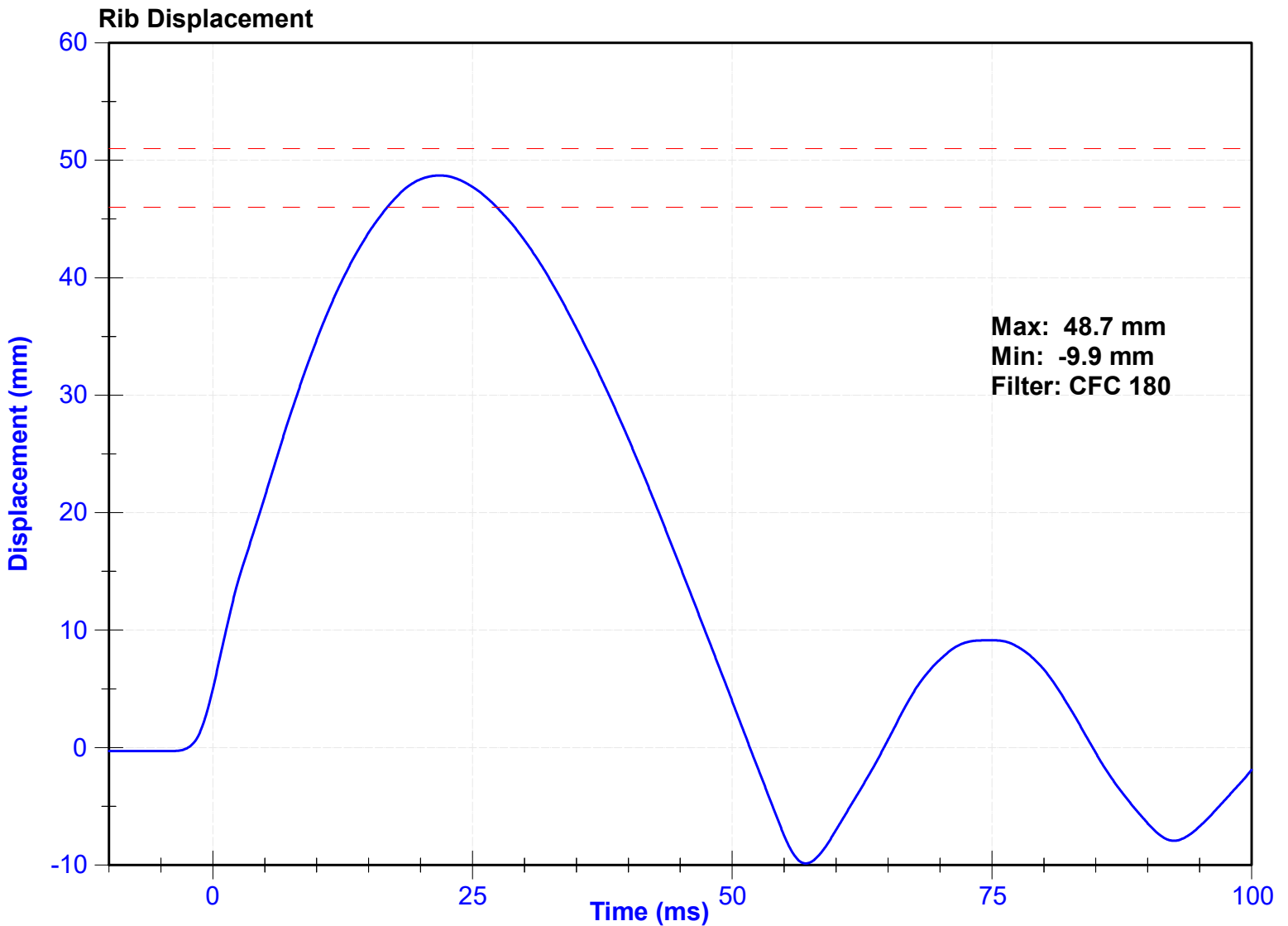
ATD Manufacturer	Denton	Test Technician	T. Roseman
ATD Serial Number	D037	Laboratory Supervisor	C. Mantell

Results

Test Parameter	Minimum Specification	Maximum Specification	Unit	Result	Pass/Fail
Temperature	20.6	22.2	°C	20.8	Pass
Humidity	10	70	%	20.5	Pass
Rib Displacement	46	51	mm	48.7	Pass

Transducer Calibrations

Channel	Manufacturer	Serial Number	Calibration Date	Calibration Due Date
Rib Potentiometer	Honeywell	DS-0552-01	2/27/2023	8/28/2023



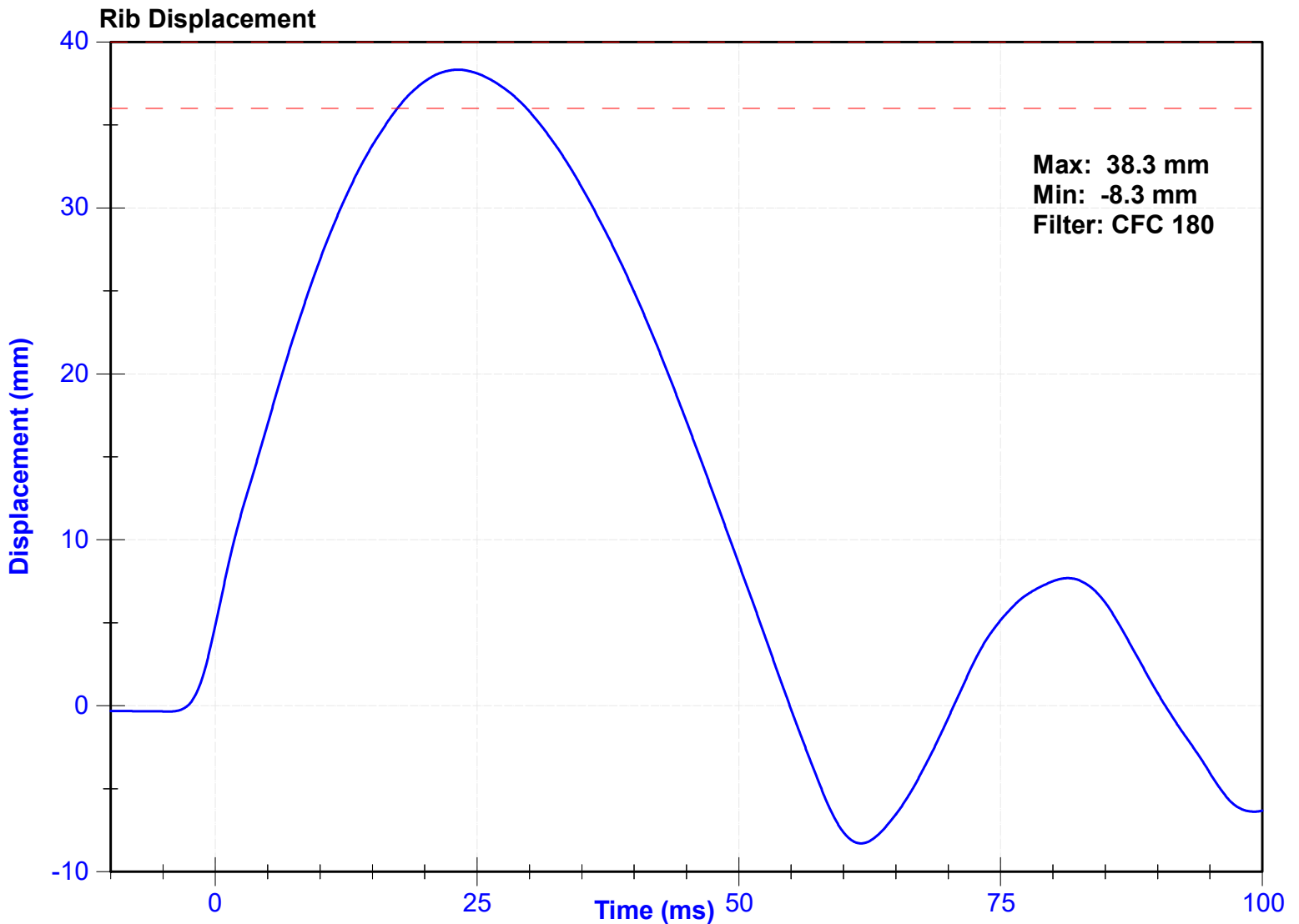
ATD Manufacturer	Denton	Test Technician	T. Roseman
ATD Serial Number	D037	Laboratory Supervisor	C. Mantell

Results

Test Parameter	Minimum Specification	Maximum Specification	Unit	Result	Pass/Fail
Temperature	20.6	22.2	°C	20.8	Pass
Humidity	10	70	%	20.5	Pass
Rib Displacement	36	40	mm	38.3	Pass

Transducer Calibrations

Channel	Manufacturer	Serial Number	Calibration Date	Calibration Due Date
Rib Potentiometer	Honeywell	DS-0552-01	2/27/2023	8/28/2023



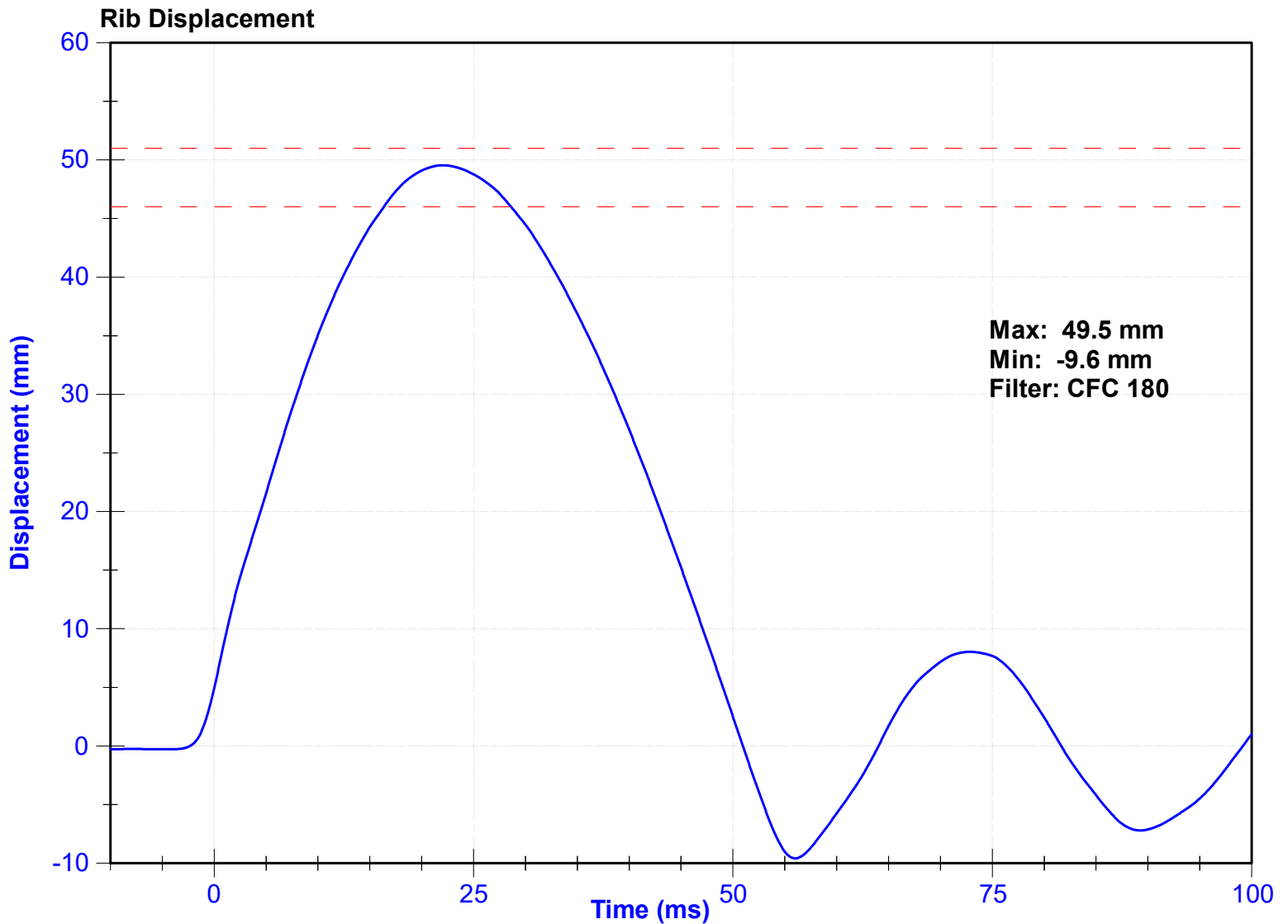
ATD Manufacturer	Denton	Test Technician	T. Roseman
ATD Serial Number	D037	Laboratory Supervisor	C. Mantell

Results

Test Parameter	Minimum Specification	Maximum Specification	Unit	Result	Pass/Fail
Temperature	20.6	22.2	°C	20.8	Pass
Humidity	10	70	%	20.5	Pass
Rib Displacement	46	51	mm	49.5	Pass

Transducer Calibrations

Channel	Manufacturer	Serial Number	Calibration Date	Calibration Due Date
Rib Potentiometer	Honeywell	DS-807	2/27/2023	8/28/2023



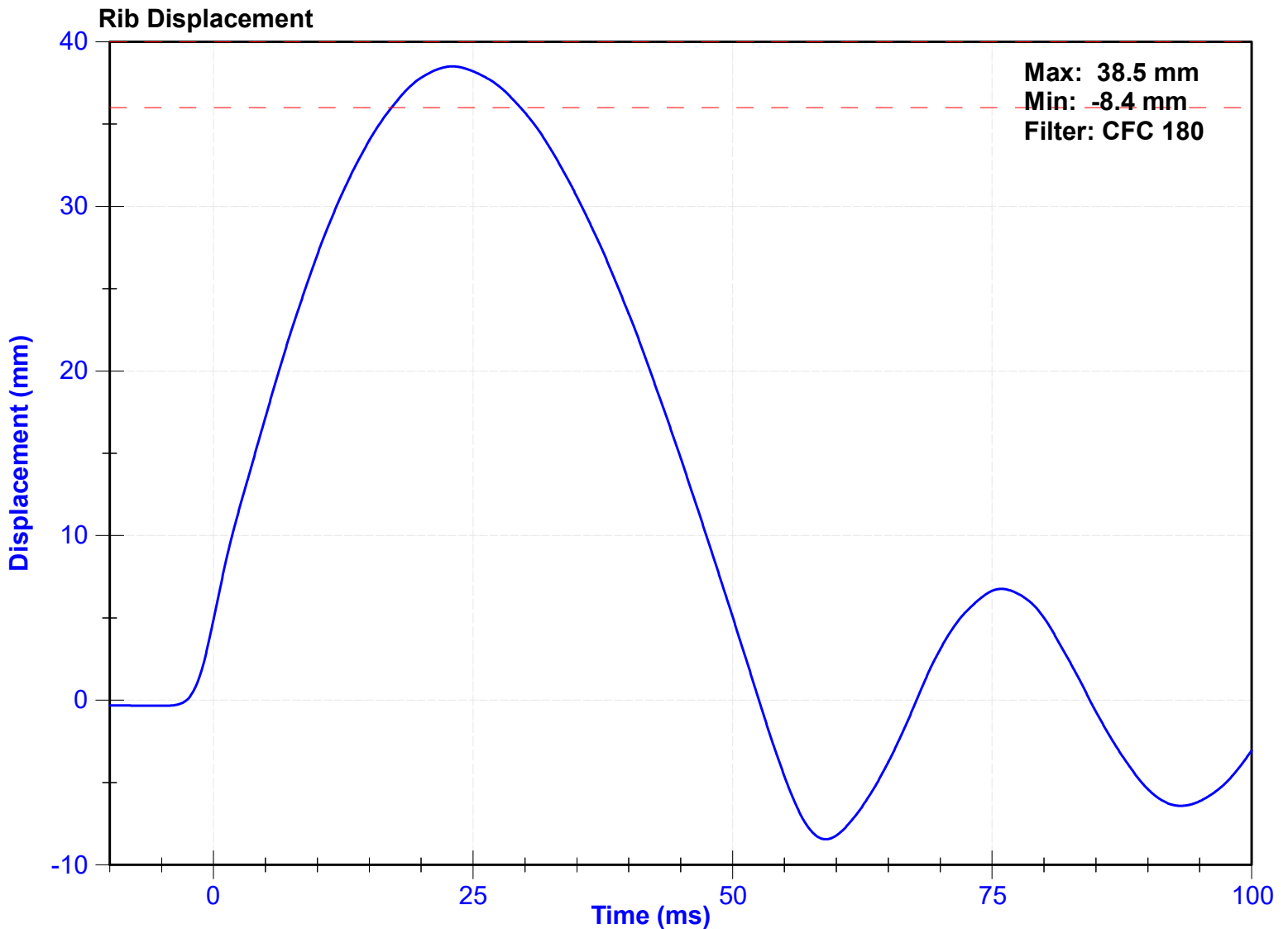
ATD Manufacturer	Denton	Test Technician	T. Roseman
ATD Serial Number	D037	Laboratory Supervisor	C. Mantell

Results

Test Parameter	Minimum Specification	Maximum Specification	Unit	Result	Pass/Fail
Temperature	20.6	22.2	°C	20.8	Pass
Humidity	10	70	%	20.5	Pass
Rib Displacement	36	40	mm	38.5	Pass

Transducer Calibrations

Channel	Manufacturer	Serial Number	Calibration Date	Calibration Due Date
Rib Potentiometer	Honeywell	DS-807	2/27/2023	8/28/2023



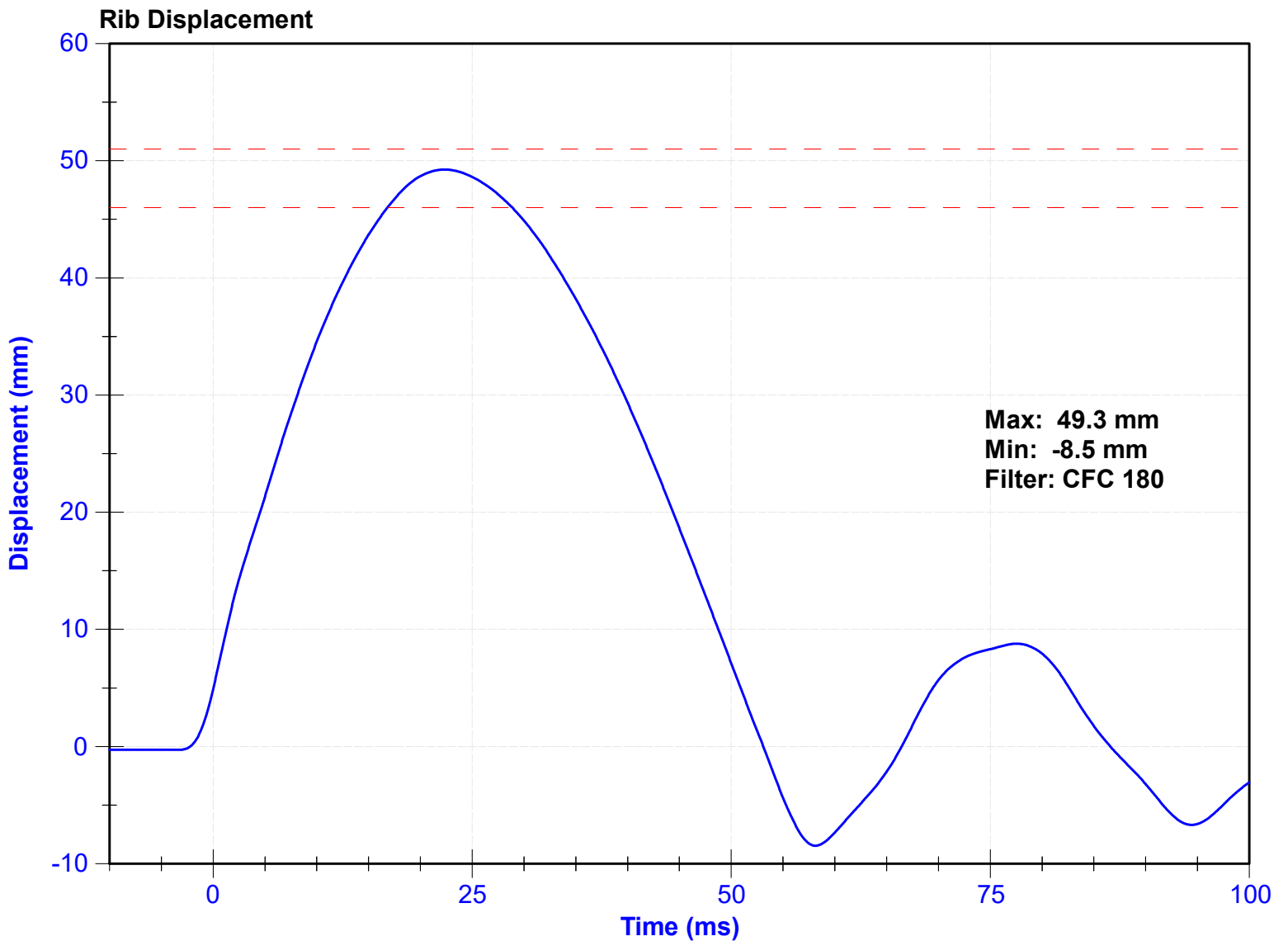
ATD Manufacturer	Denton	Test Technician	T. Roseman
ATD Serial Number	D037	Laboratory Supervisor	C. Mantell

Results

Test Parameter	Minimum Specification	Maximum Specification	Unit	Result	Pass/Fail
Temperature	20.6	22.2	°C	20.8	Pass
Humidity	10	70	%	20.5	Pass
Rib Displacement	46	51	mm	49.3	Pass

Transducer Calibrations

Channel	Manufacturer	Serial Number	Calibration Date	Calibration Due Date
Rib Potentiometer	Honeywell	DS-0552-03	2/27/2023	8/28/2023



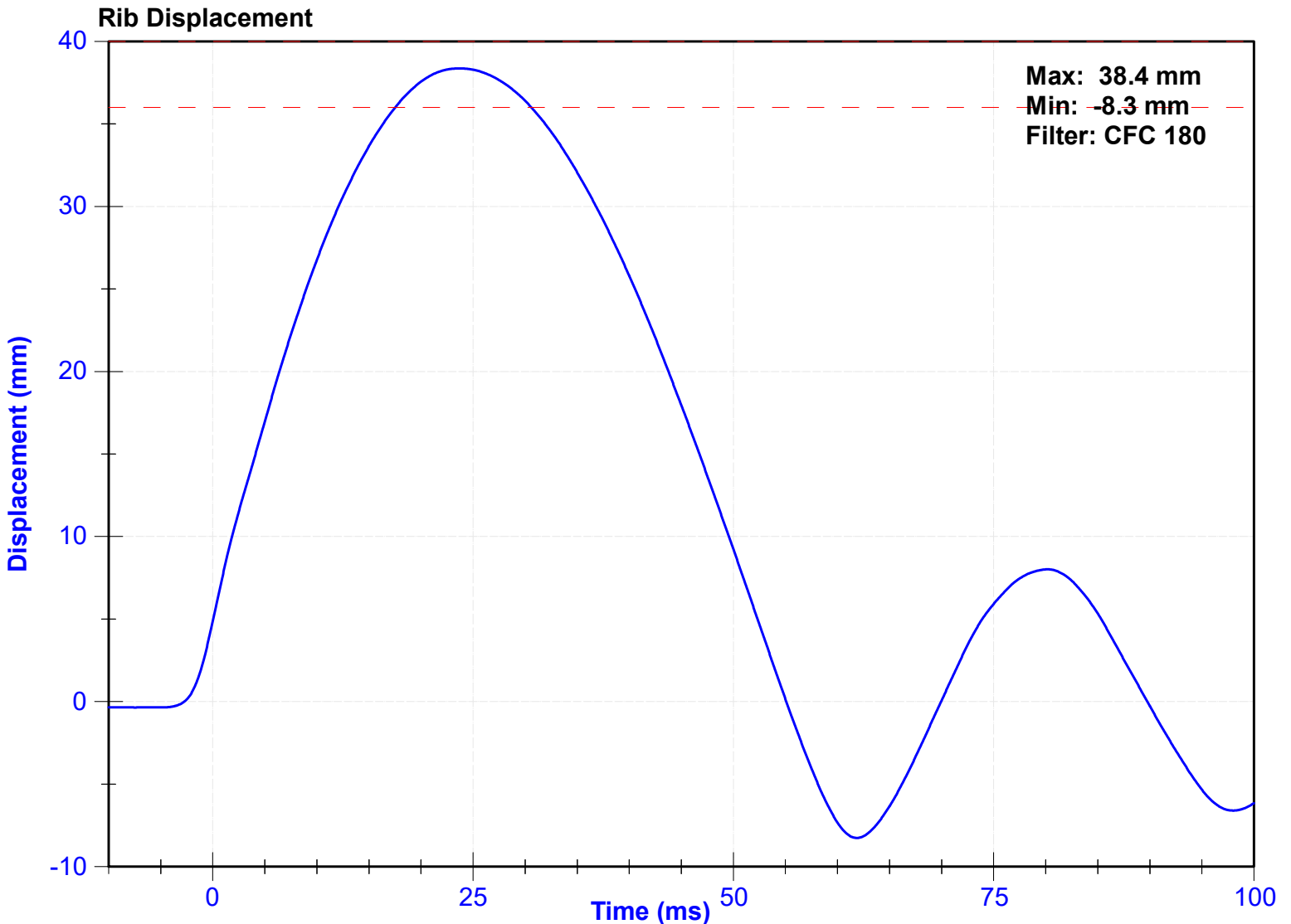
ATD Manufacturer	Denton	Test Technician	T. Roseman
ATD Serial Number	D037	Laboratory Supervisor	C. Mantell

Results

Test Parameter	Minimum Specification	Maximum Specification	Unit	Result	Pass/Fail
Temperature	20.6	22.2	°C	20.8	Pass
Humidity	10	70	%	20.5	Pass
Rib Displacement	36	40	mm	38.4	Pass

Transducer Calibrations

Channel	Manufacturer	Serial Number	Calibration Date	Calibration Due Date
Rib Potentiometer	Honeywell	DS-0552-03	2/27/2023	8/28/2023



ATD Manufacturer	Denton	Test Technician	C. Mantell
ATD Serial Number	D037	Laboratory Supervisor	C. Mantell

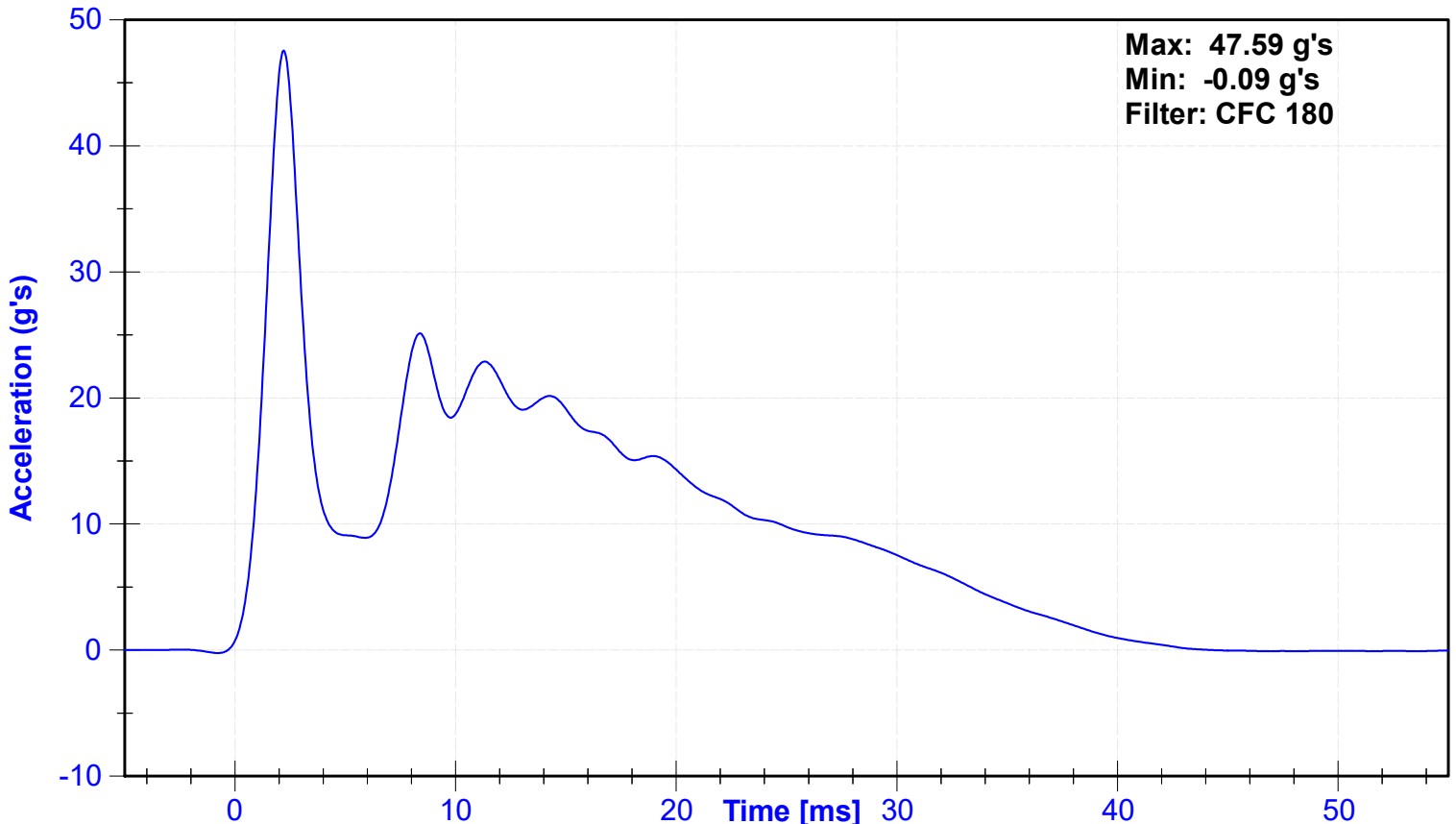
Results

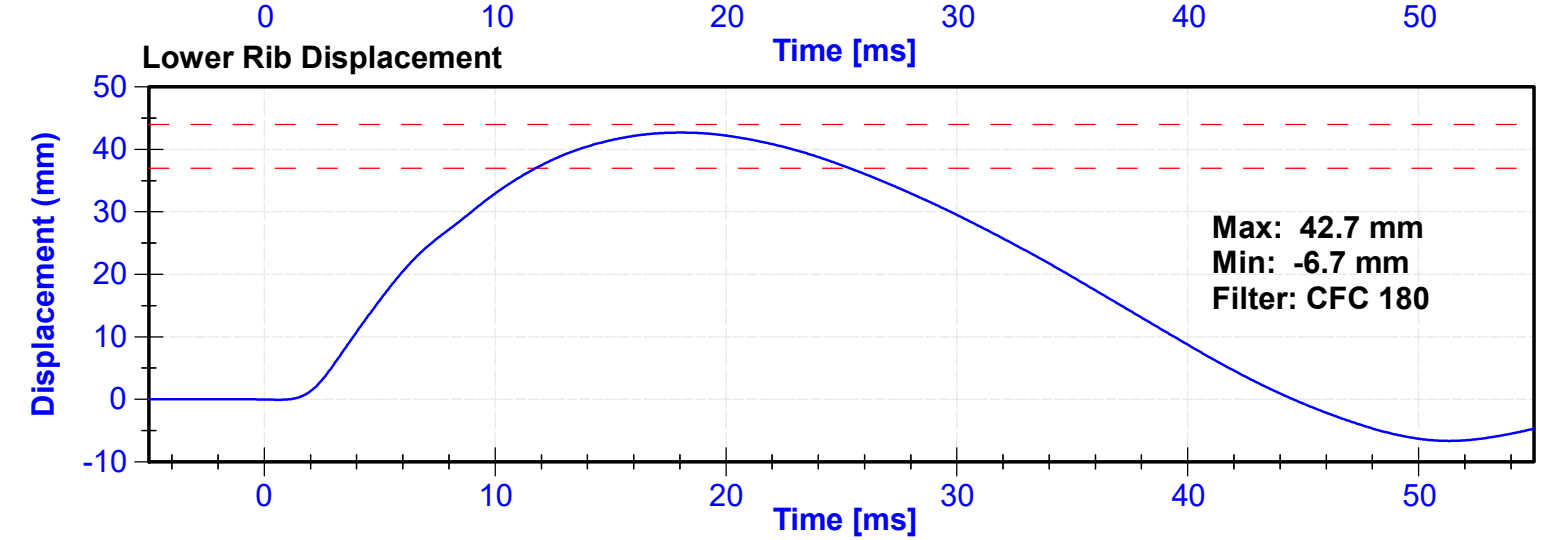
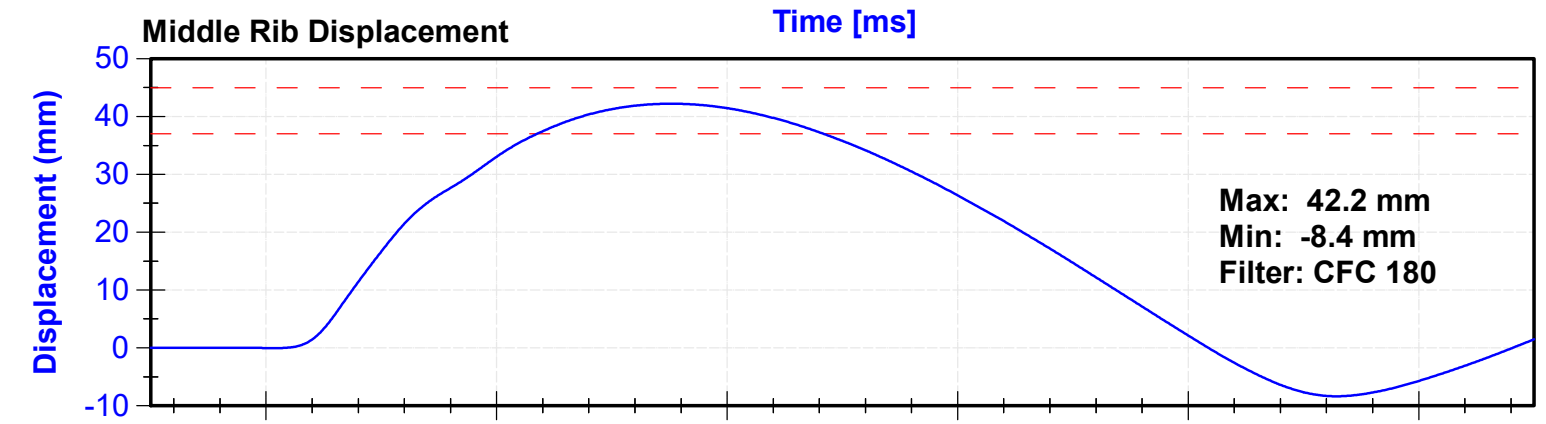
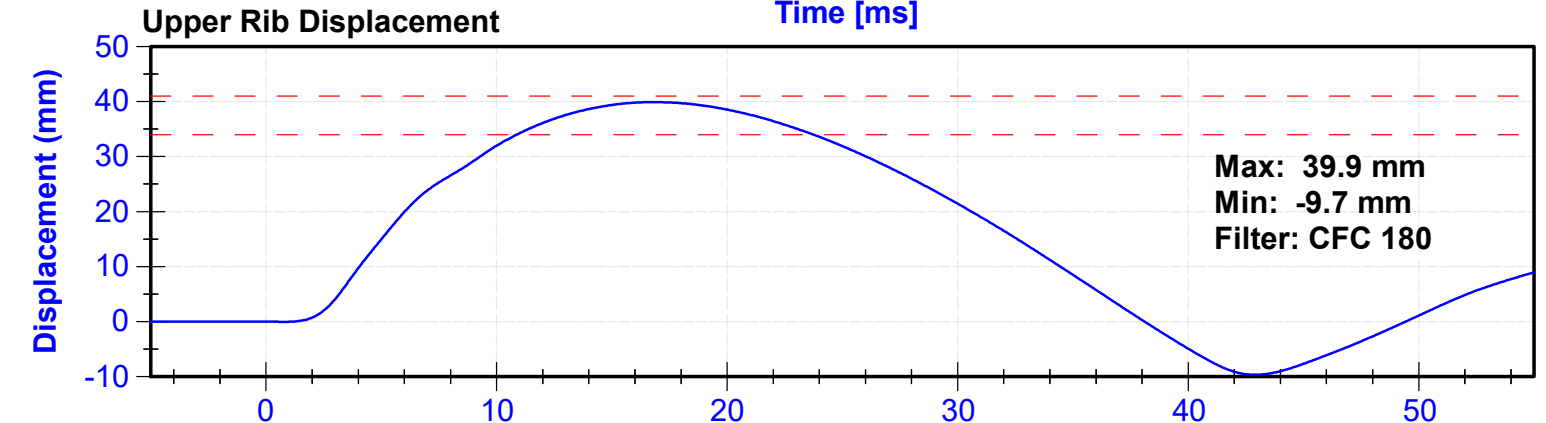
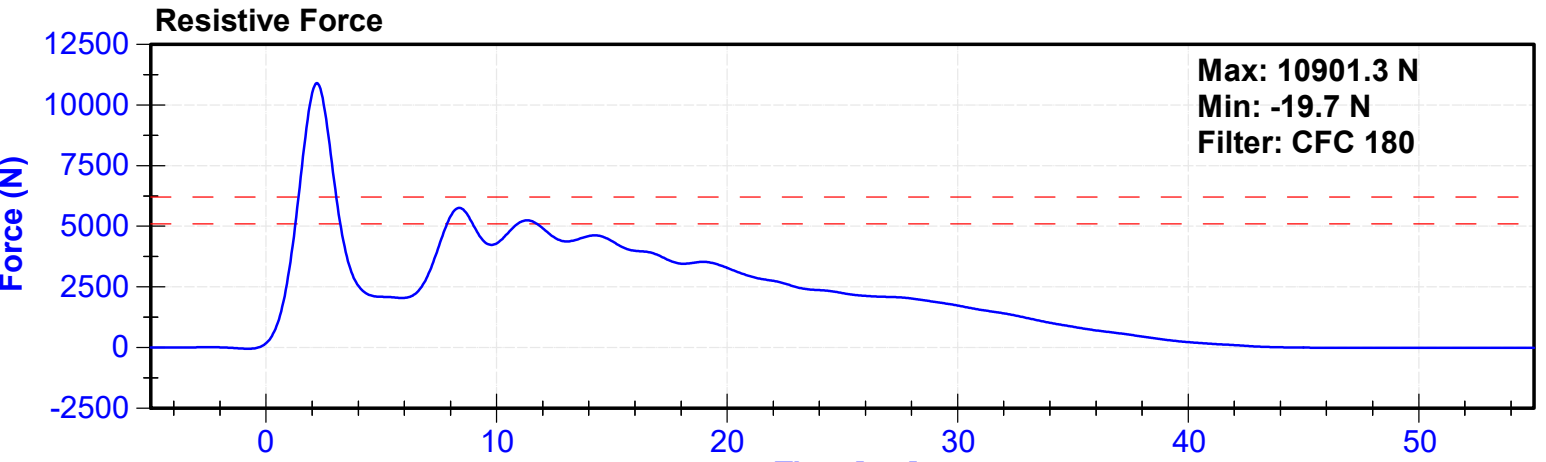
Test Parameter	Minimum Specification	Maximum Specification	Unit	Result	Pass/Fail
Temperature	20.6	22.2	°C	21.7	Pass
Humidity	10	70	%	33.3	Pass
Velocity	5.4	5.6	m/s	5.53	Pass
Resistive Force after 6ms	5100	6200	N	5756.3	Pass
Upper Thorax Rib Deflection	34	41	mm	39.9	Pass
Mid Thorax Rib Deflection	37	45	mm	42.2	Pass
Lower Thorax Rib Deflection	37	44	mm	42.7	Pass

Transducer Calibrations

Channel	Manufacturer	Serial Number	Calibration Date	Calibration Due Date
Probe Accelerometer	Endevco	P51736	10/25/2022	10/25/2023
Upper Thorax Rib Potentiometer	Honeywell	DS-0552-01	2/27/2023	8/28/2023
Middle Thorax Rib Potentiometer	Honeywell	DS-807	2/27/2023	8/28/2023
Lower Thorax Rib Potentiometer	Honeywell	DS-0552-03	2/27/2023	8/28/2023

Probe Acceleration





ATD Manufacturer	Denton	Test Technician	C. Mantell
ATD Serial Number	D037	Laboratory Supervisor	C. Mantell

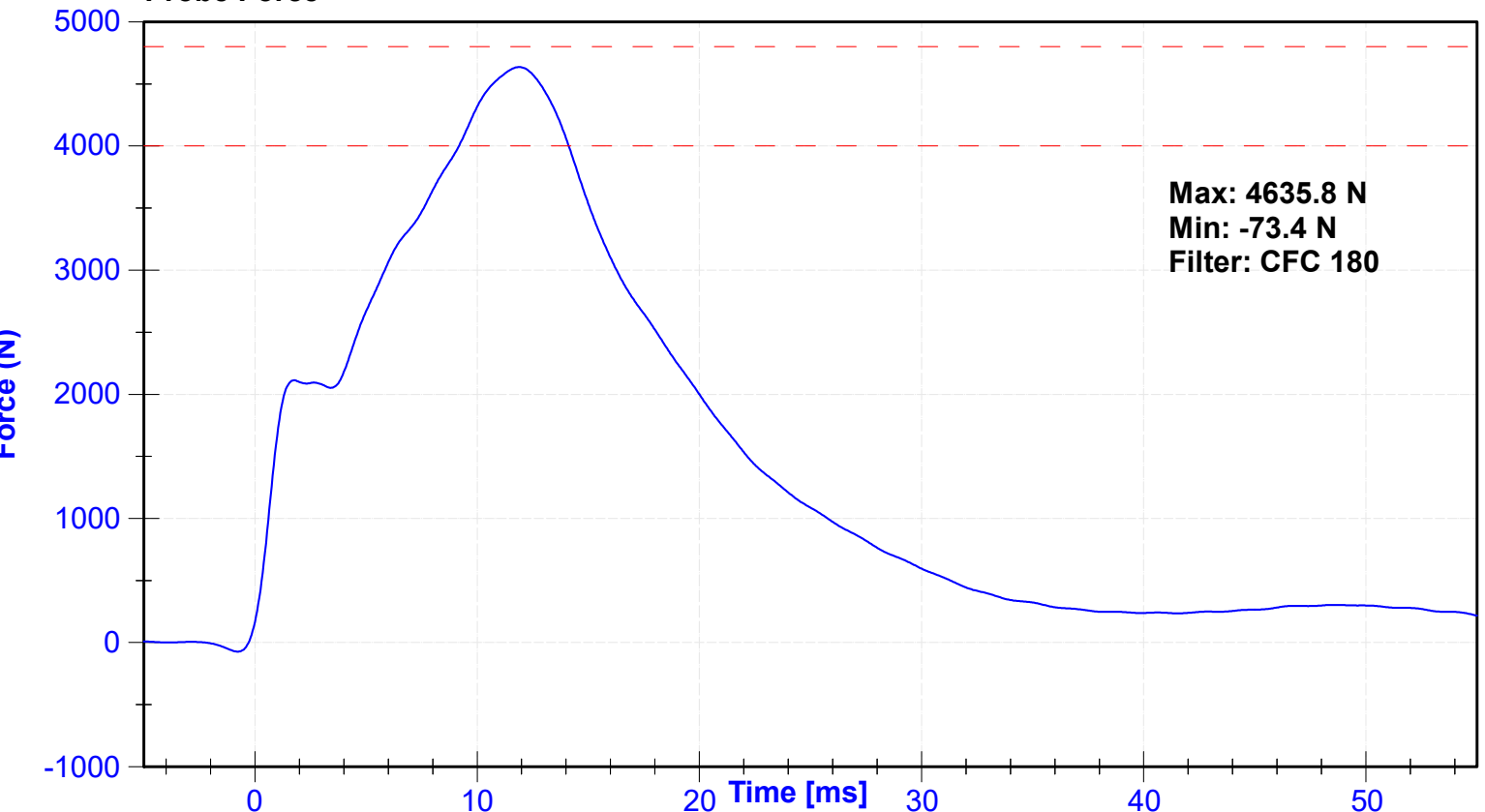
Results

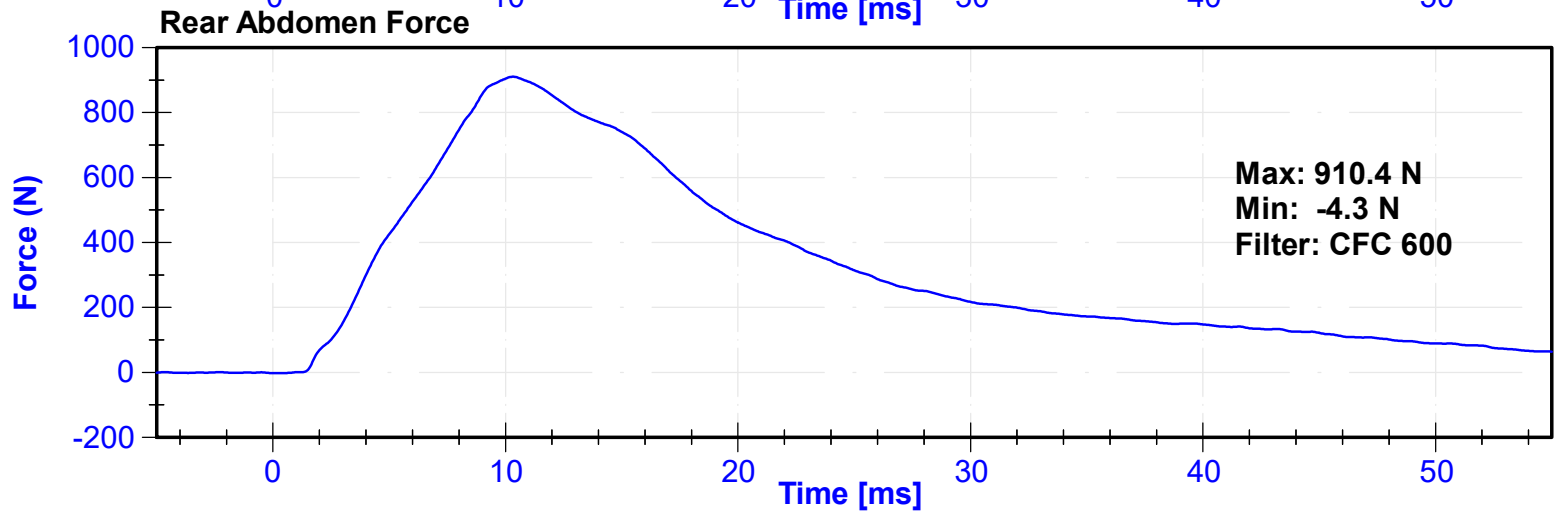
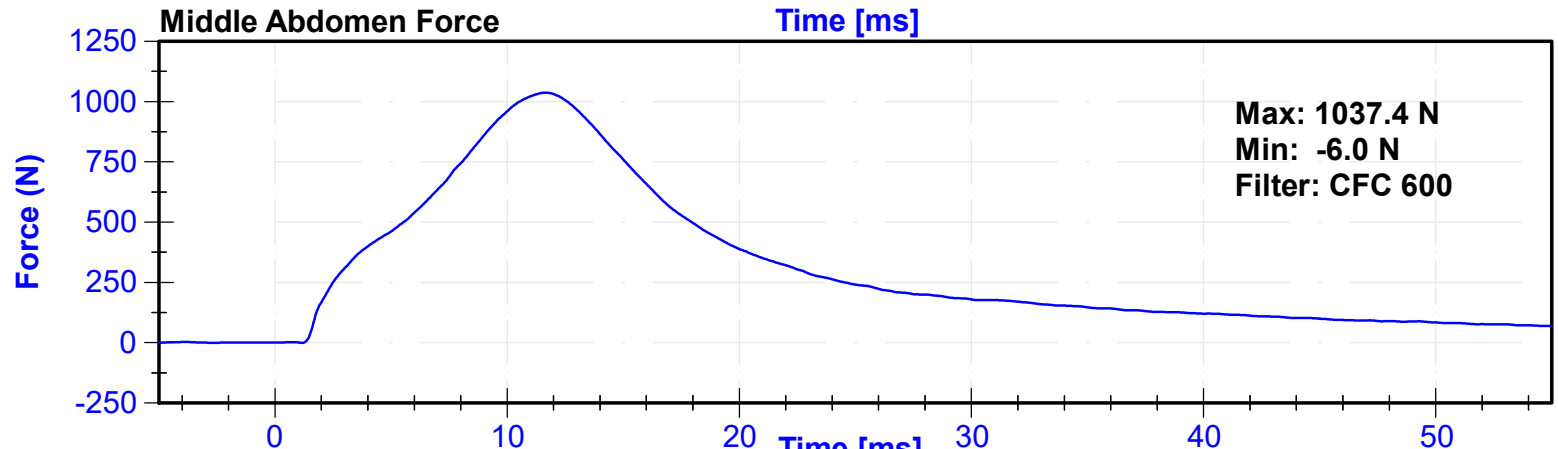
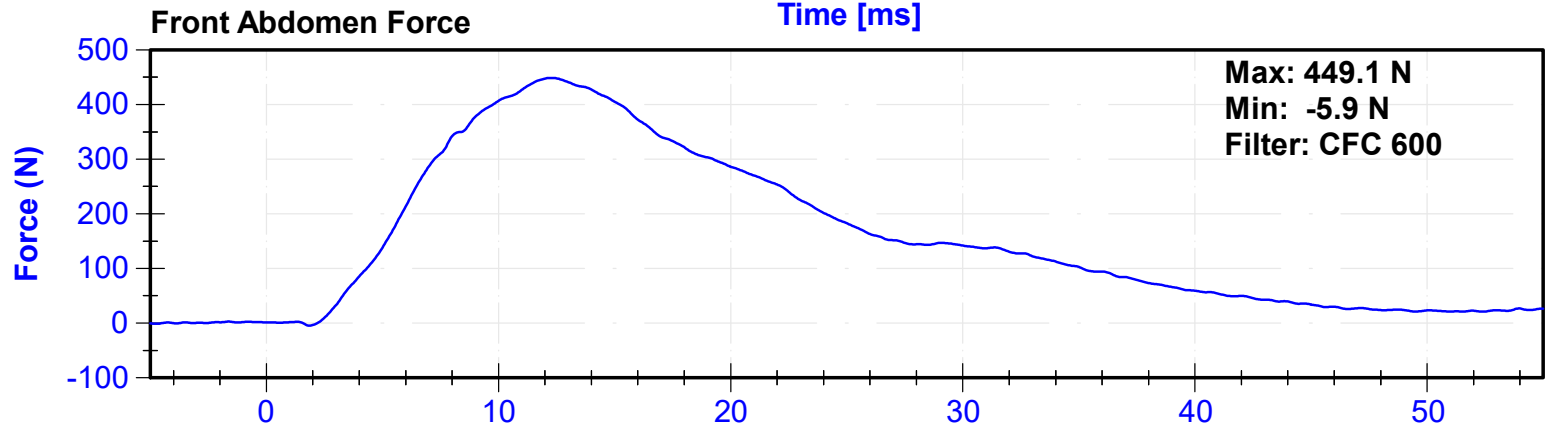
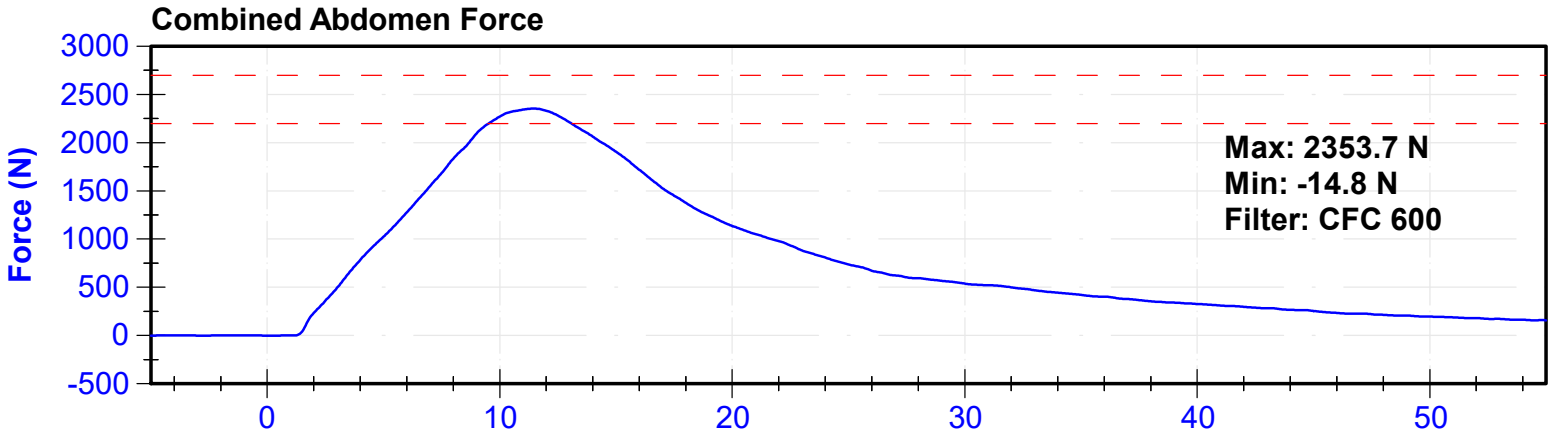
Test Parameter	Minimum Specification	Maximum Specification	Unit	Result	Pass/Fail
Temperature	20.6	22.2	°C	21.7	Pass
Humidity	10	70	%	33.3	Pass
Velocity	3.9	4.1	m/s	4.04	Pass
Combined Abdomen Force	2200	2700	N	2353.7	Pass
Time at Peak Abdomen Force	10.0	12.3	ms	11.45	Pass
Resistive Probe Force	4000	4800	N	4635.8	Pass
Time at Peak Resistive Force	10.6	13.0	ms	11.90	Pass

Transducer Calibrations

Channel	Manufacturer	Serial Number	Calibration Date	Calibration Due Date
Pendulum Accelerometer	Endevco	P51736	10/25/2022	10/25/2023
Front Abdomen Load Cell	Denton	1440	8/12/2022	8/12/2023
Middle Abdomen Load Cell	Denton	1525	8/12/2022	8/12/2023
Rear Abdomen Load Cell	Denton	1528	8/12/2022	8/12/2023

Probe Force





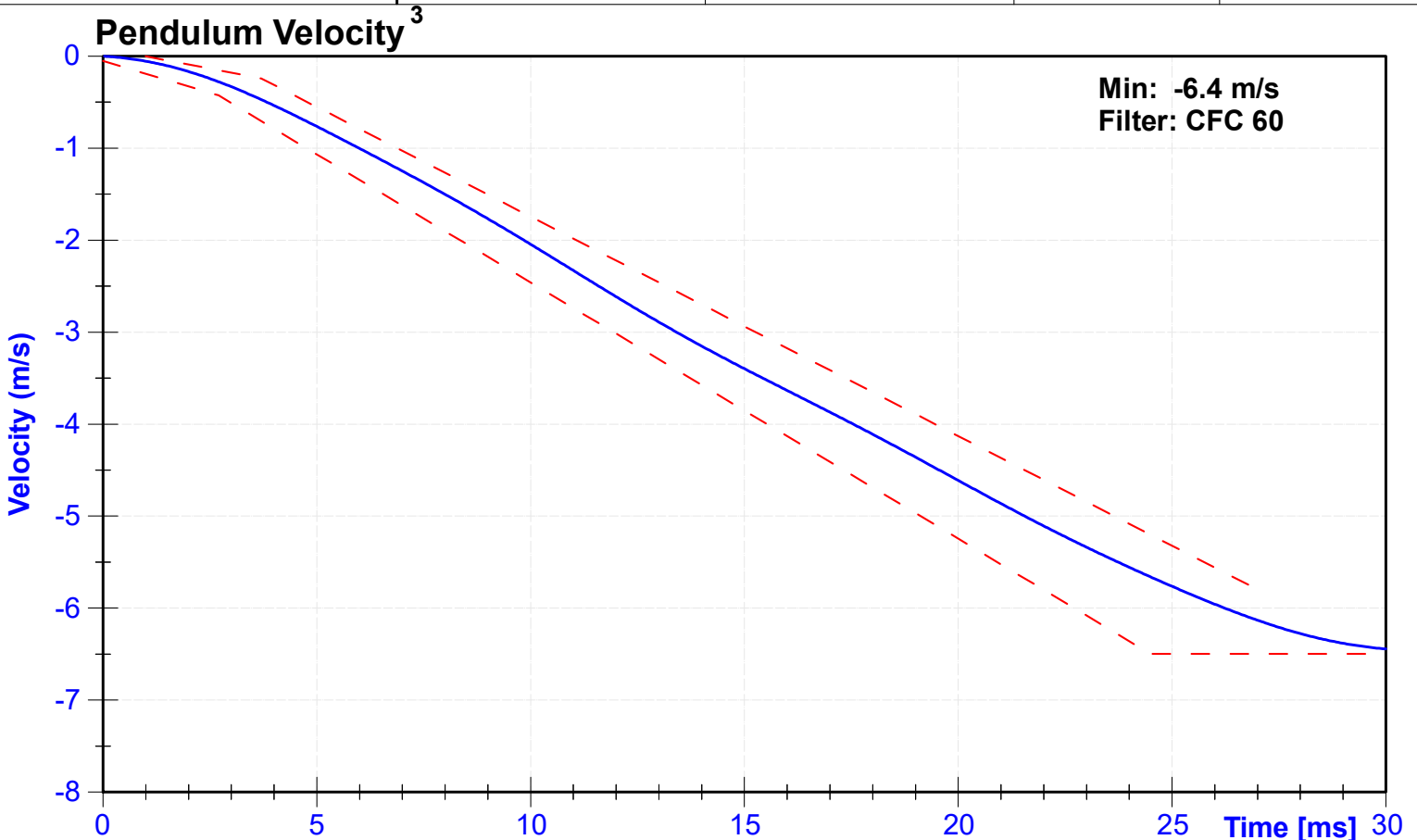
ATD Manufacturer	Denton	Test Technician	T. Roseman
ATD Serial Number	D037	Laboratory Supervisor	C. Mantell

Results

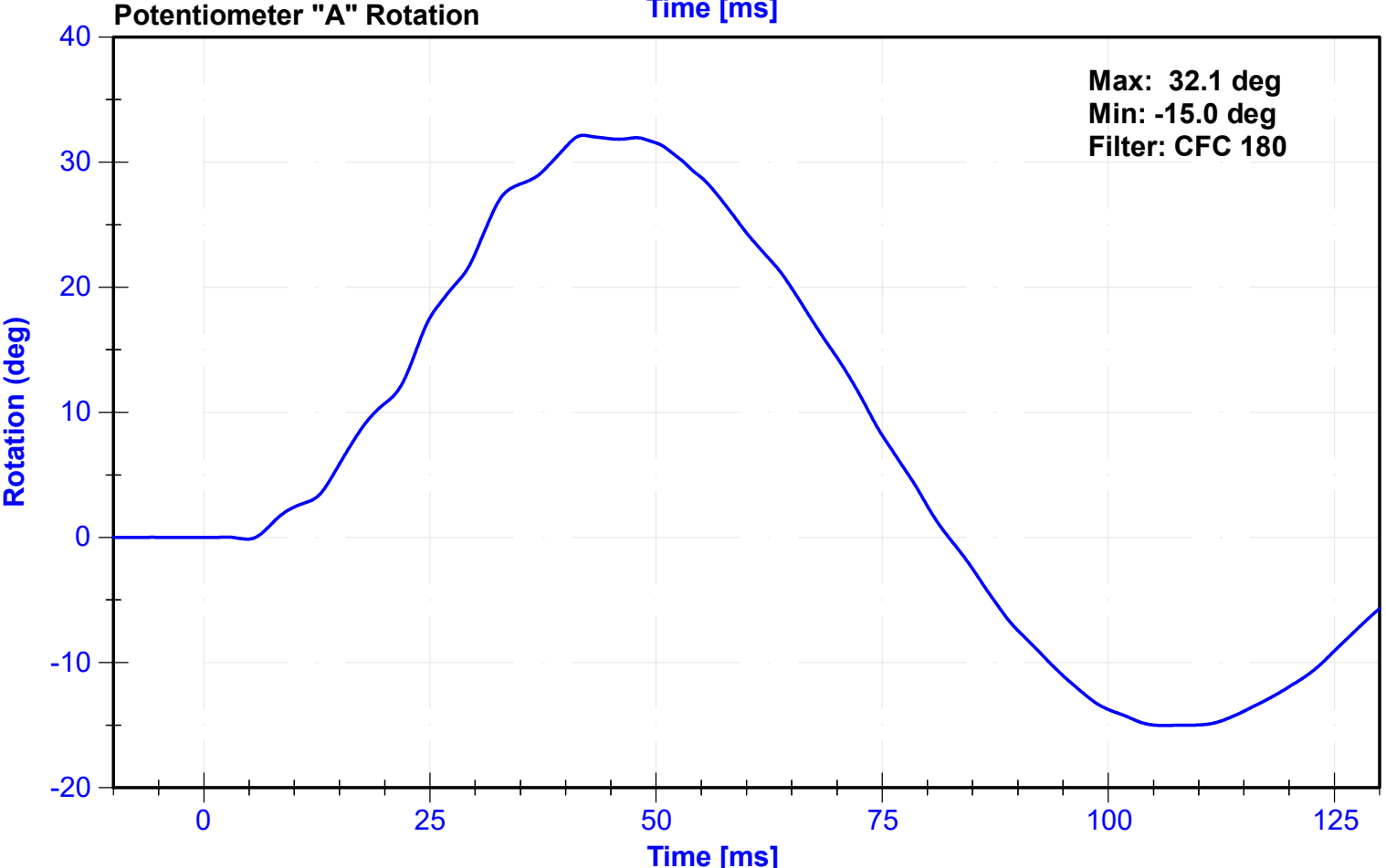
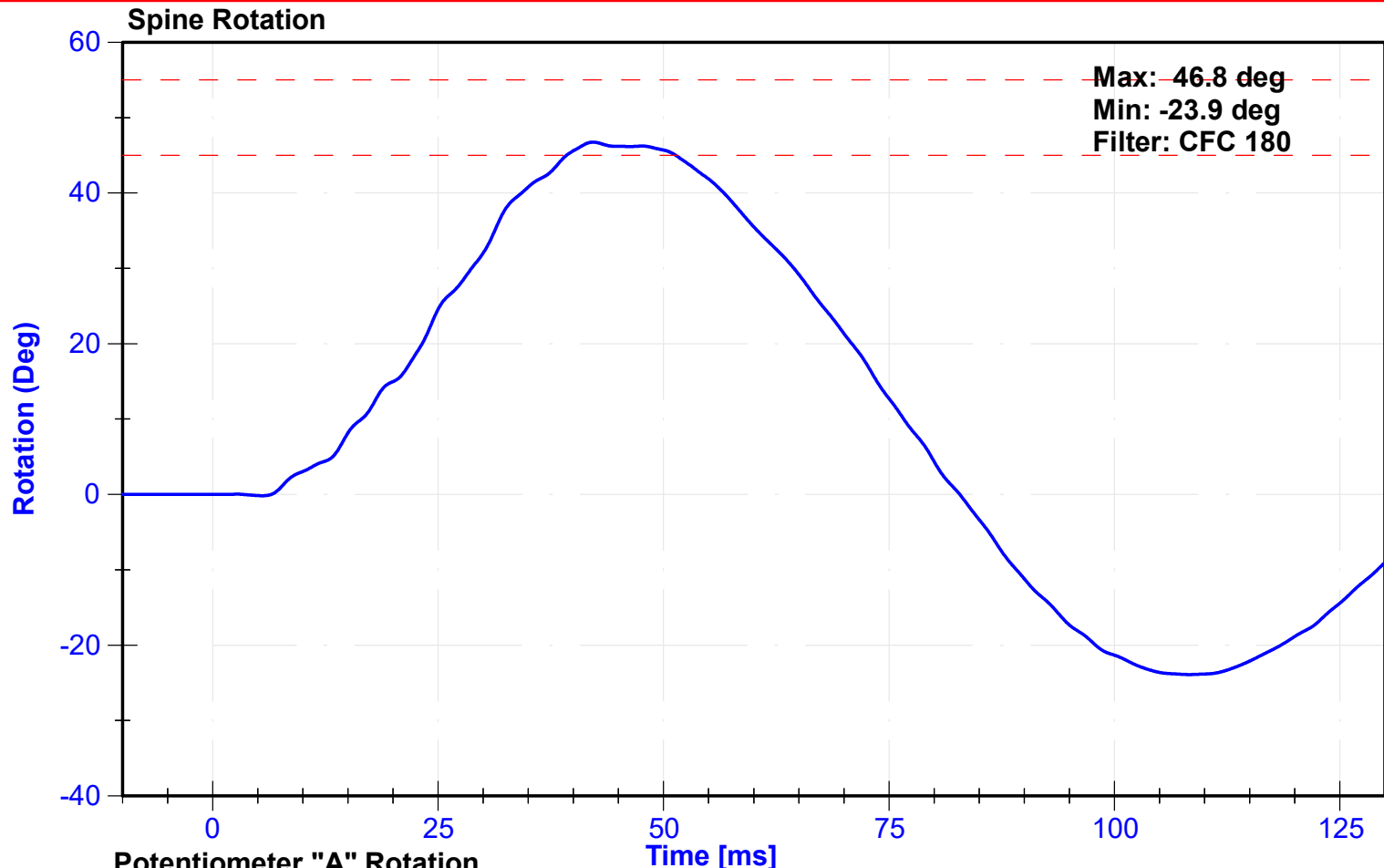
Test Parameter	Minimum Specification	Maximum Specification	Unit	Result	Pass/Fail
Temperature	20.6	22.2	°C	21.1	Pass
Humidity	10	70	%	31.5	Pass
Velocity	5.95	6.15	m/s	6.048	Pass
Lateral Spine Rotation	45	55	deg	46.8	Pass
Time at Maximum Rotation	39	53	ms	42.1	Pass
Time of Decay to Zero Degrees	37	57	ms	40.7	Pass
Pendulum Velocity Overall Corridor	Lower Boundary ¹	Upper Boundary ²	m/s	See Plot ³	Pass

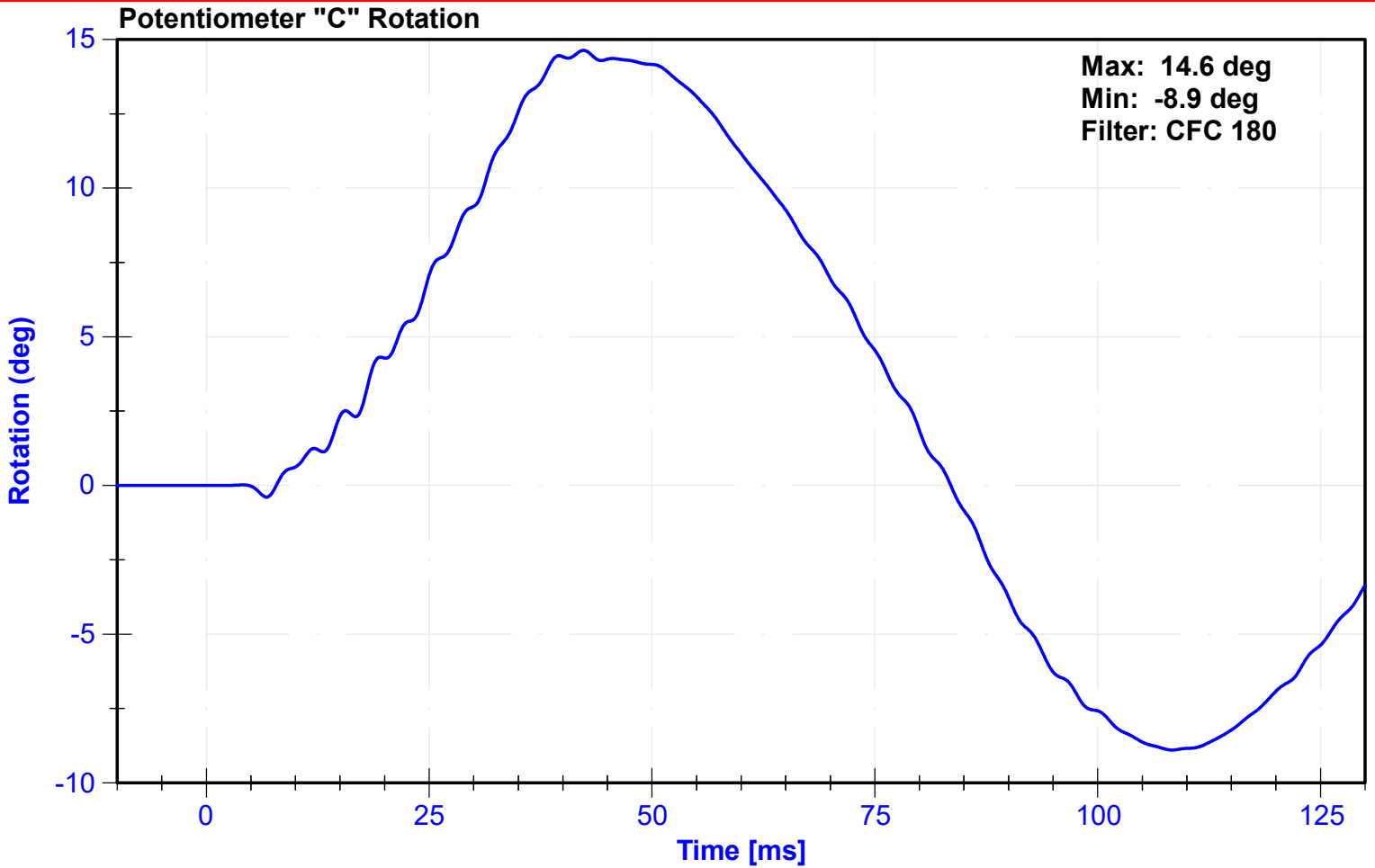
Transducer Calibrations

Channel	Manufacturer	Serial Number	Calibration Date	Calibration Due Date
Pendulum Accelerometer	Endevco	C16503	10/26/2022	10/26/2023
Pendulum "A" Potentiometer	Sfernice	094	10/5/2022	10/5/2023
Condyle "B" Potentiometer	Sfernice	095	10/5/2022	10/5/2023



^{1,2} Upper and lower boundaries specified in Appendix I IV-43





Appendix I

² Upper Boundary Corridor		¹ Lower Boundary Corridor	
Time (ms)	Velocity (m/s)	Time (ms)	Velocity (m/s)
1.0	0.00	0.0	-0.05
3.7	-0.24	2.7	-0.425
27.0	-5.80	24.5	-6.5
		30.0	-6.5

ATD Manufacturer	Denton	Test Technician	C. Mantell
ATD Serial Number	D037	Laboratory Supervisor	C. Mantell

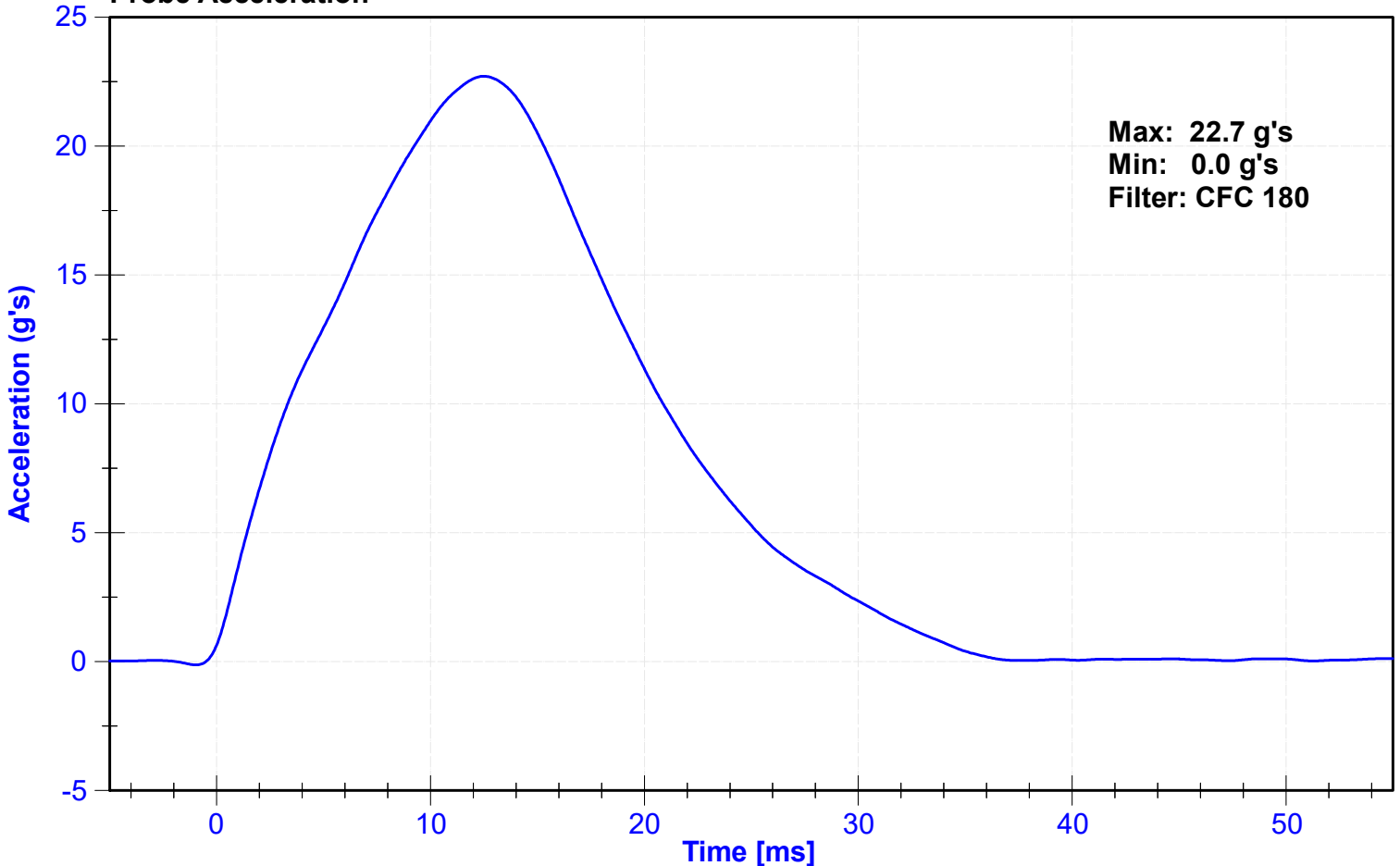
Results

Test Parameter	Minimum Specification	Maximum Specification	Unit	Result	Pass/Fail
Temperature	20.6	22.2	°C	21.7	Pass
Humidity	10	70	%	33.3	Pass
Velocity	4.2	4.4	m/s	4.35	Pass
Resistive Force	4700	5400	N	5201.8	Pass
Time at Peak Resistive Force	11.8	16.1	ms	12.50	Pass
Pubic Force	-1590	-1230	N	-1472.5	Pass
Time at Peak Pubic Force	12.2	17.0	ms	14.70	Pass

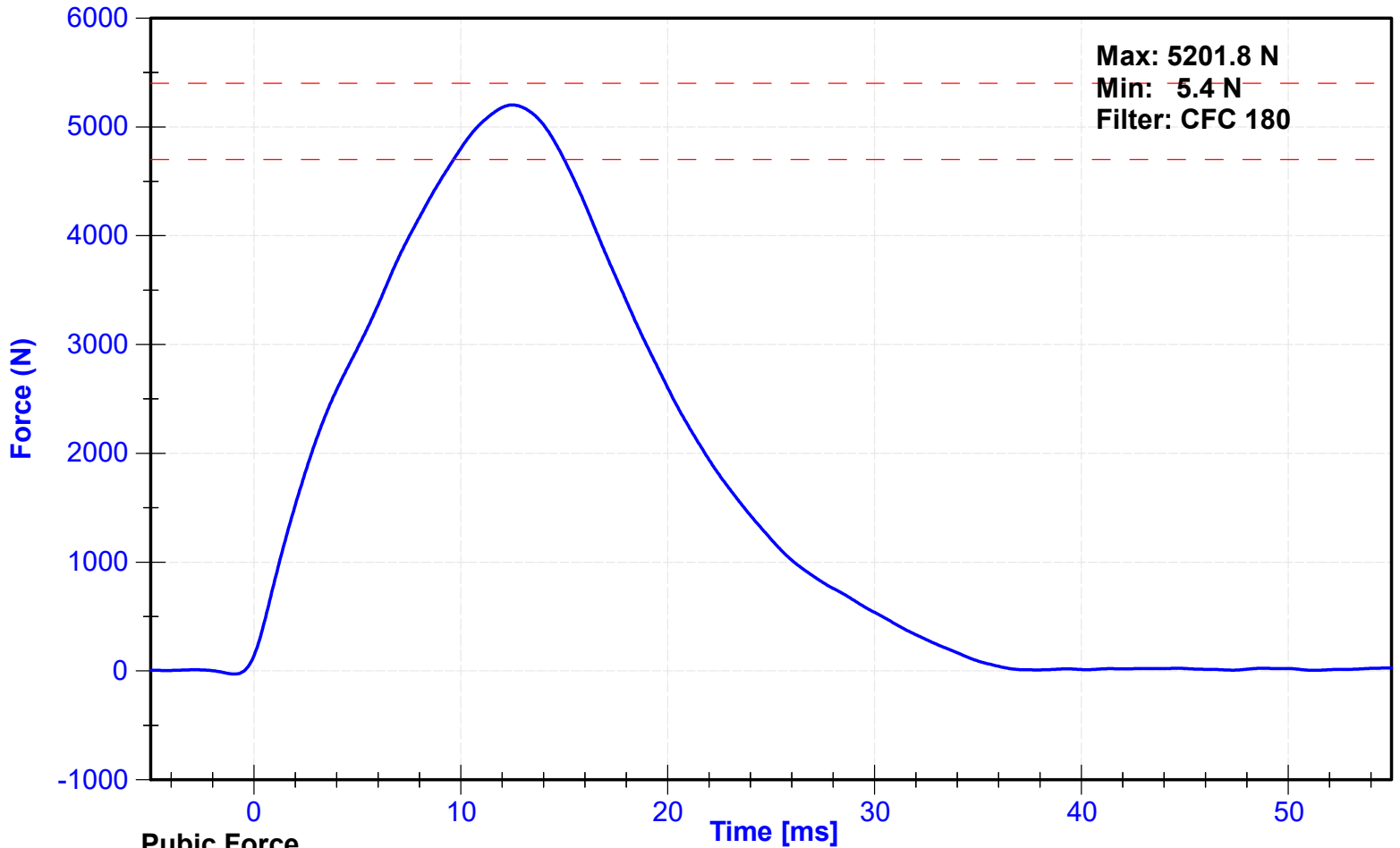
Transducer Calibrations

Channel	Manufacturer	Serial Number	Calibration Date	Calibration Due Date
Pendulum Accelerometer	Endevco	P51736	10/25/2022	10/25/2023
Pubic Load Cell	Denton		8/12/2022	8/12/2023

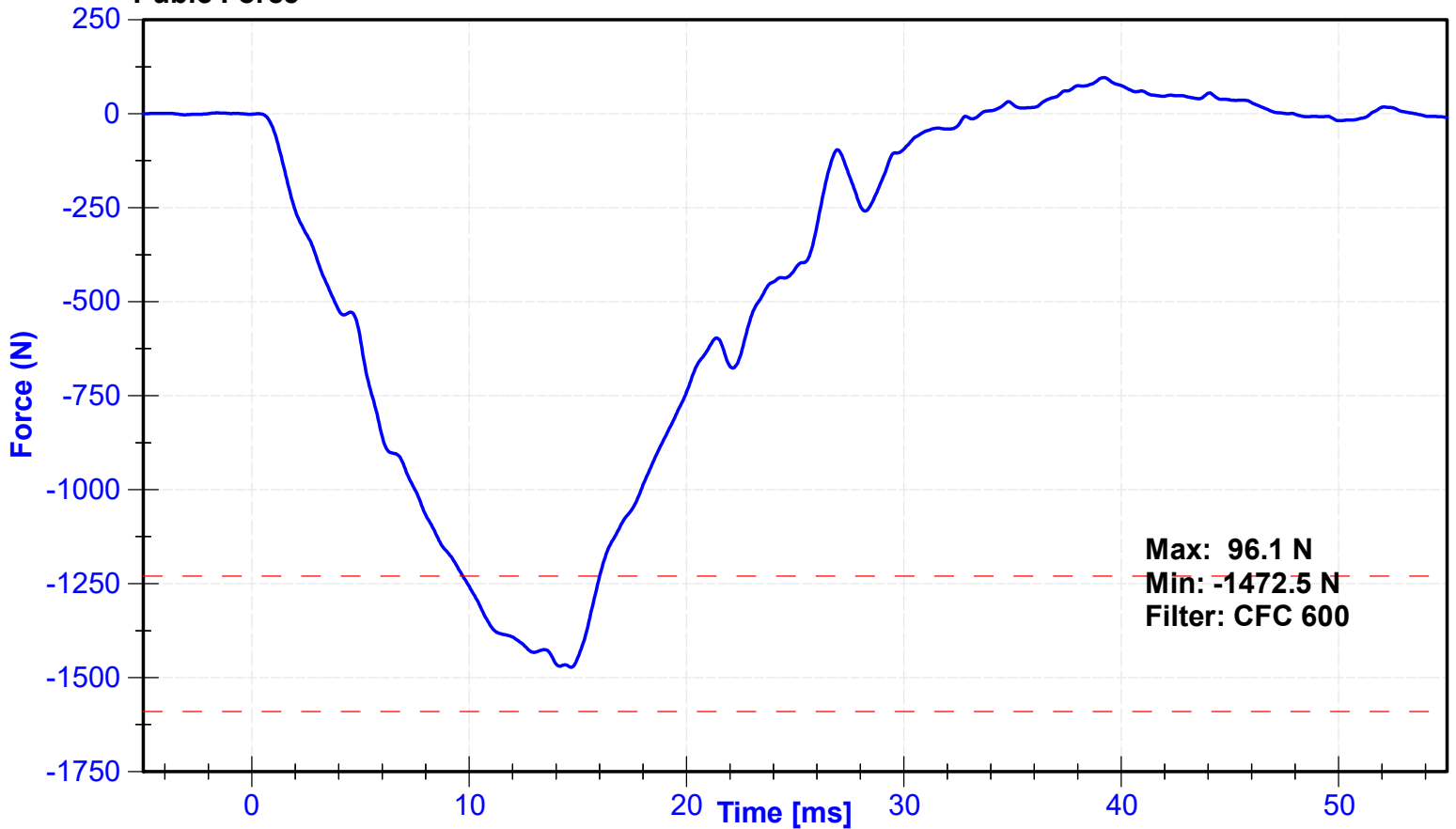
Probe Acceleration



Resistive Force



Pubic Force



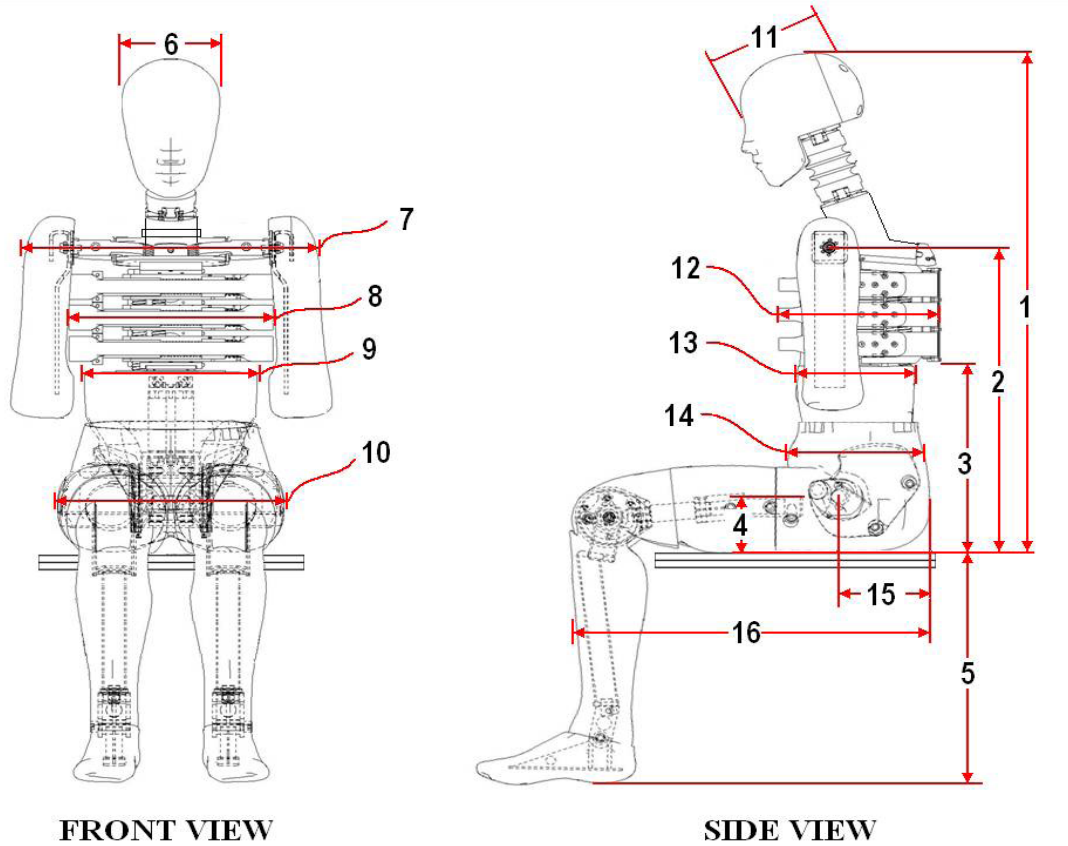
POST-TEST DUMMY PERFORMANCE CALIBRATION TEST DATA
(Subpart U, ES-2re)

External Measurements - EuroSID-2re

Technician: K. Brogan

Date: 06/01/2023

Dummy Serial Number: D037



Dim. No.	Description	Specification (mm)		Result (mm)	Pass/Fail
1	Sitting Height	900	918	912	Pass
2	Seat to Shoulder Joint	558	572	564	Pass
3	Seat to Lower Face of Thoracic Spine Box	346	356	352	Pass
4	Seat to Hip Joint (center of bolt)	97	103	101	Pass
5	Sole to Seat, Sitting	333	451	421	Pass
6	Head Width	152	158	155	Pass
7	Shoulder/Arm Width	461	479	470	Pass
8	Thorax Width	322	332	329	Pass
9	Abdomen Width	273	287	280	Pass
10	Pelvis Lap Width	359	373	364	Pass
11	Head Depth	196	206	199	Pass
12	Thorax Depth	262	272	266	Pass
13	Abdomen Depth	194	204	200	Pass
14	Pelvis Depth	235	245	241	Pass
15	Back of Buttocks to Hip Joint (center of bolt)	150	160	154	Pass
16	Back of Buttocks to Front Knee	597	615	605	Pass

ATD Manufacturer	Denton	Test Technician	Z.Schneider
ATD Serial Number	D037	Laboratory Supervisor	C. Mantell

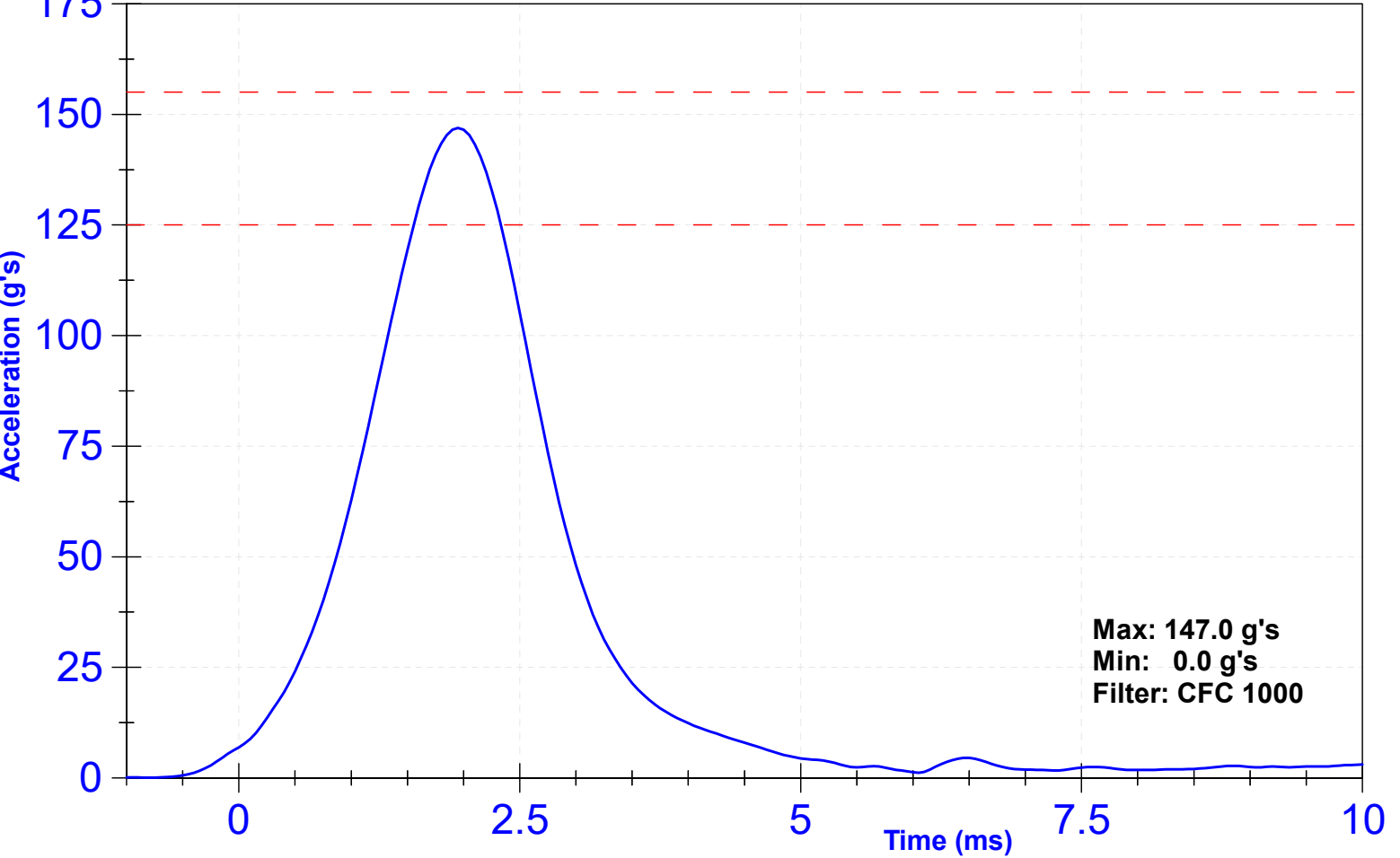
Results

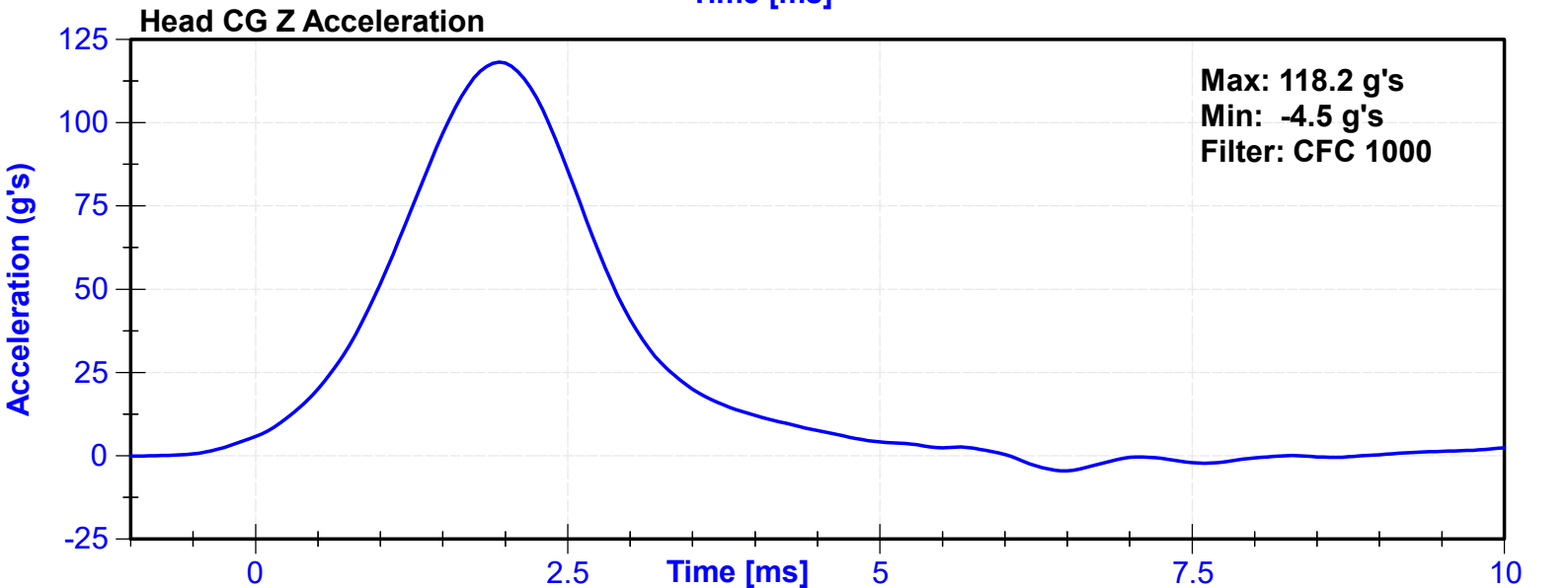
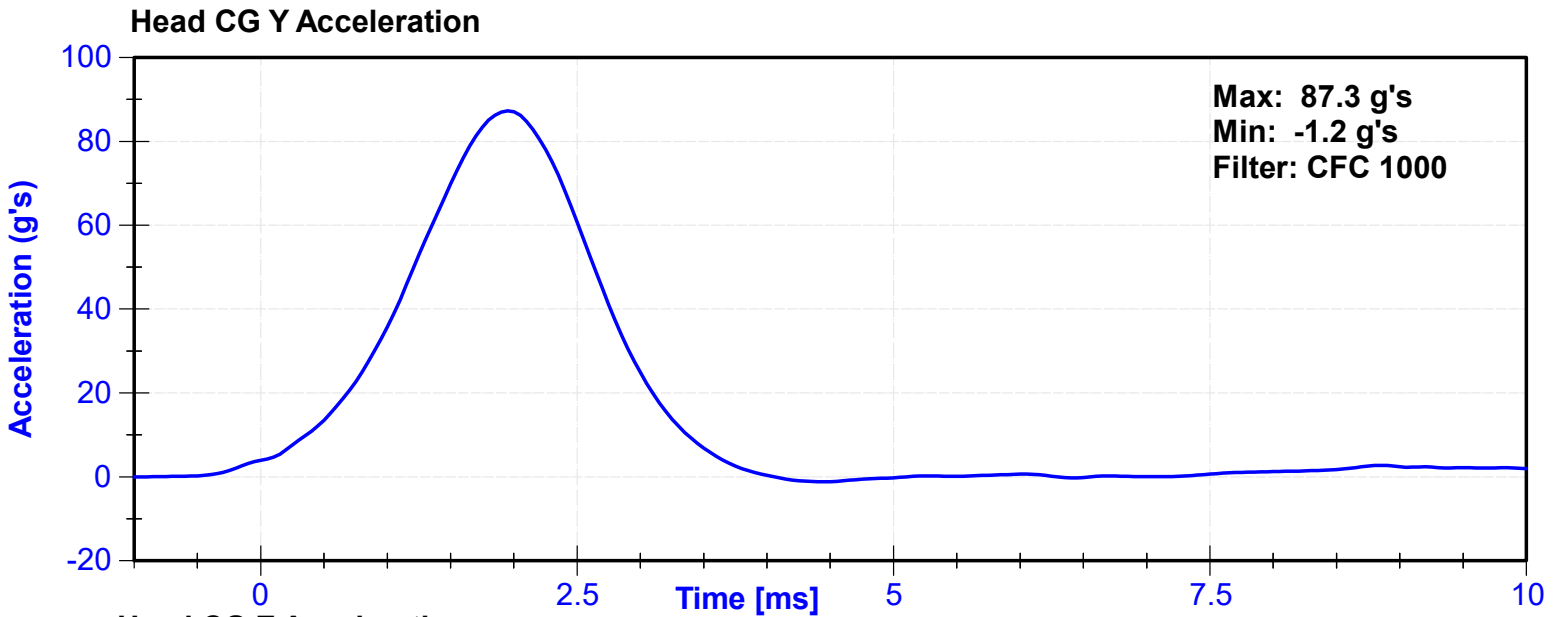
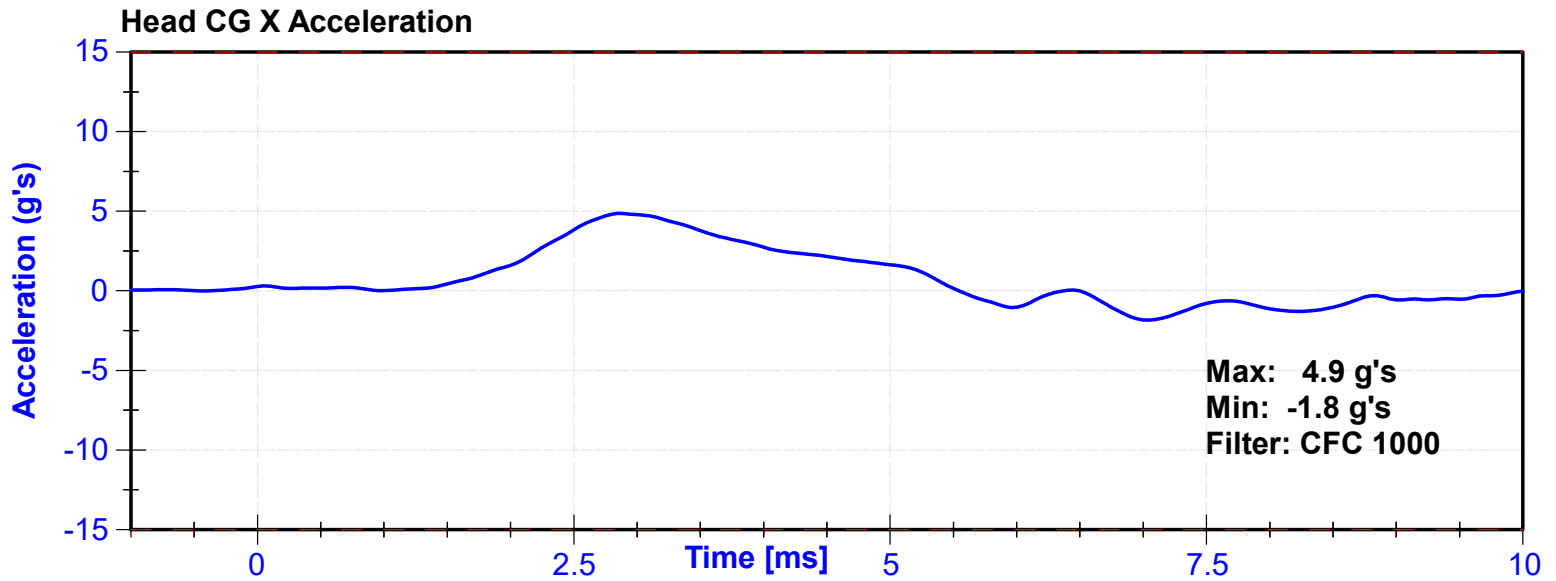
Test Parameter	Minimum Specification	Maximum Specification	Unit	Result	Pass/Fail
Temperature	20.6	22.2	°C	21.5	Pass
Humidity	10	70	%	48	Pass
Resultant Acceleration	125	155	g's	147.0	Pass
Oscillation	0	15	%	3.10	Pass
Fore-Aft Acceleration	-15	15	g's	4.9	Pass

Transducer Calibrations

Channel	Manufacturer	Serial Number	Calibration Date	Calibration Due Date
X Accelerometer	Endevco	T21724	2/27/2023	8/26/2023
Y Accelerometer	Endevco	T22281	2/27/2023	8/26/2023
Z Accelerometer	Endevco	T26050	2/27/2023	8/26/2023

Resultant Acceleration





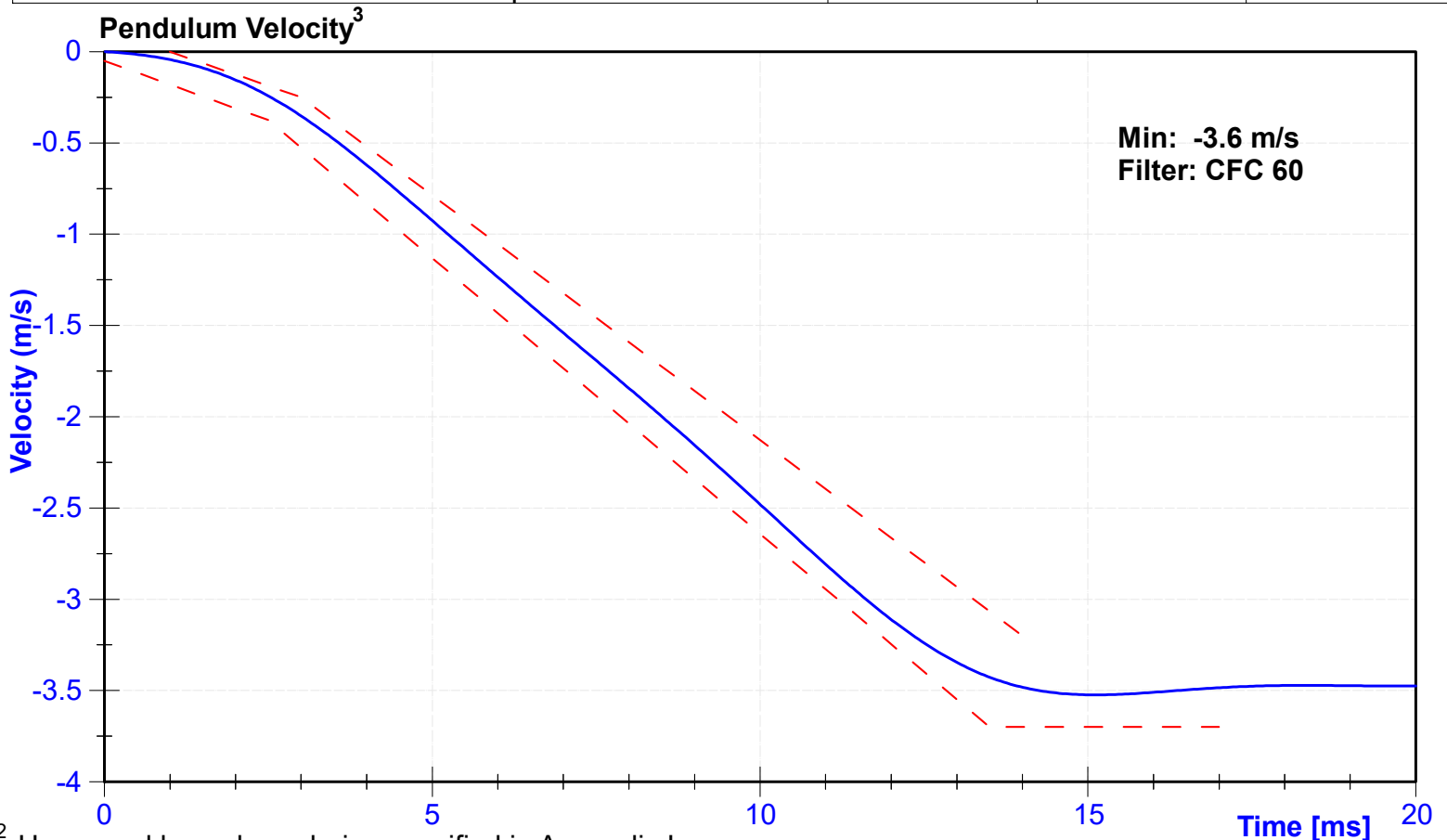
ATD Manufacturer	Denton	Test Technician	D. Sakona
ATD Serial Number	D037	Laboratory Supervisor	C. Mantell

Results

Test Parameter	Minimum Specification	Maximum Specification	Unit	Result	Pass/Fail
Temperature	20.6	22.2	°C	21.8	Pass
Humidity	10	70	%	47.5	Pass
Velocity	3.3	3.5	m/s	3.31	Pass
Lateral Neck Rotation	49	59	deg	51.3	Pass
Time at Maximum Rotation	54	66	ms	57.1	Pass
Time of Rotation Decay from Maximum	53	88	ms	54.9	Pass
Pendulum Velocity Overall Corridor	Lower Boundary ¹	Upper Boundary ²	m/s	See Plot ³	Pass

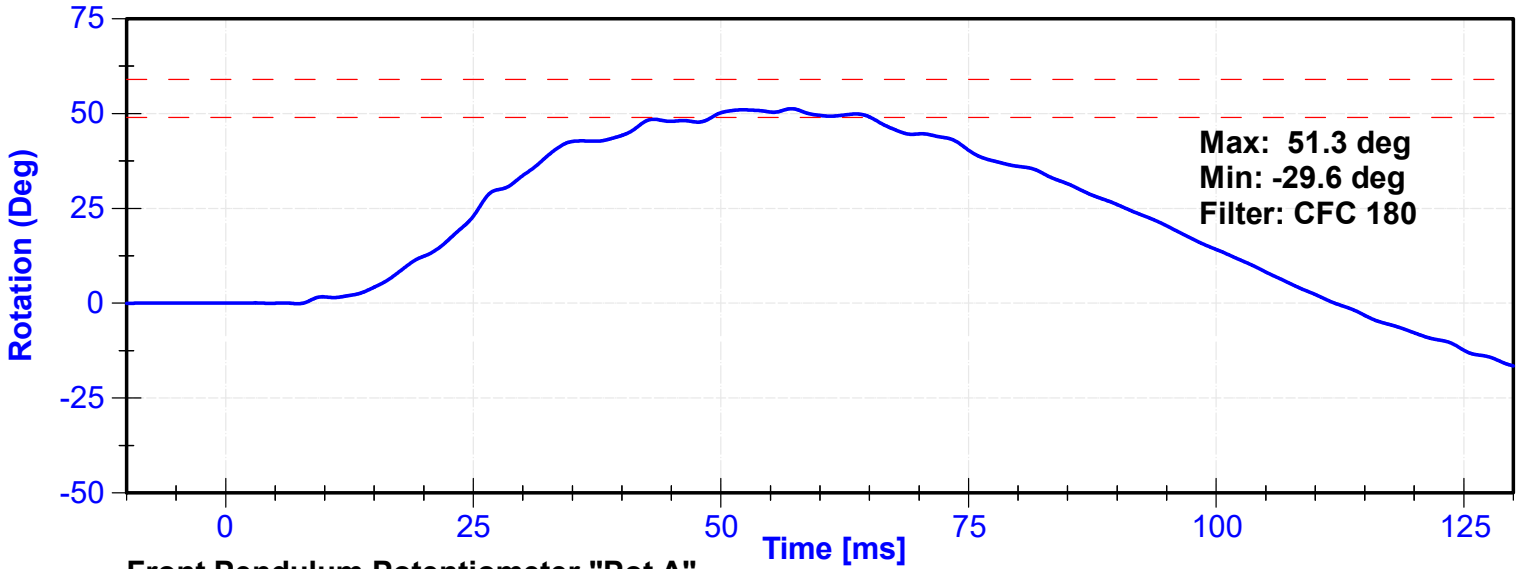
Transducer Calibrations

Channel	Manufacturer	Serial Number	Calibration Date	Calibration Due Date
Pendulum Accelerometer	Endevco	C16503	10/26/2022	10/26/2023
Front Pendulum Potentiometer	Sfernice	094	10/5/2022	10/5/2023
Headform Potentiometer	Sfernice	095	10/5/2022	10/5/2023

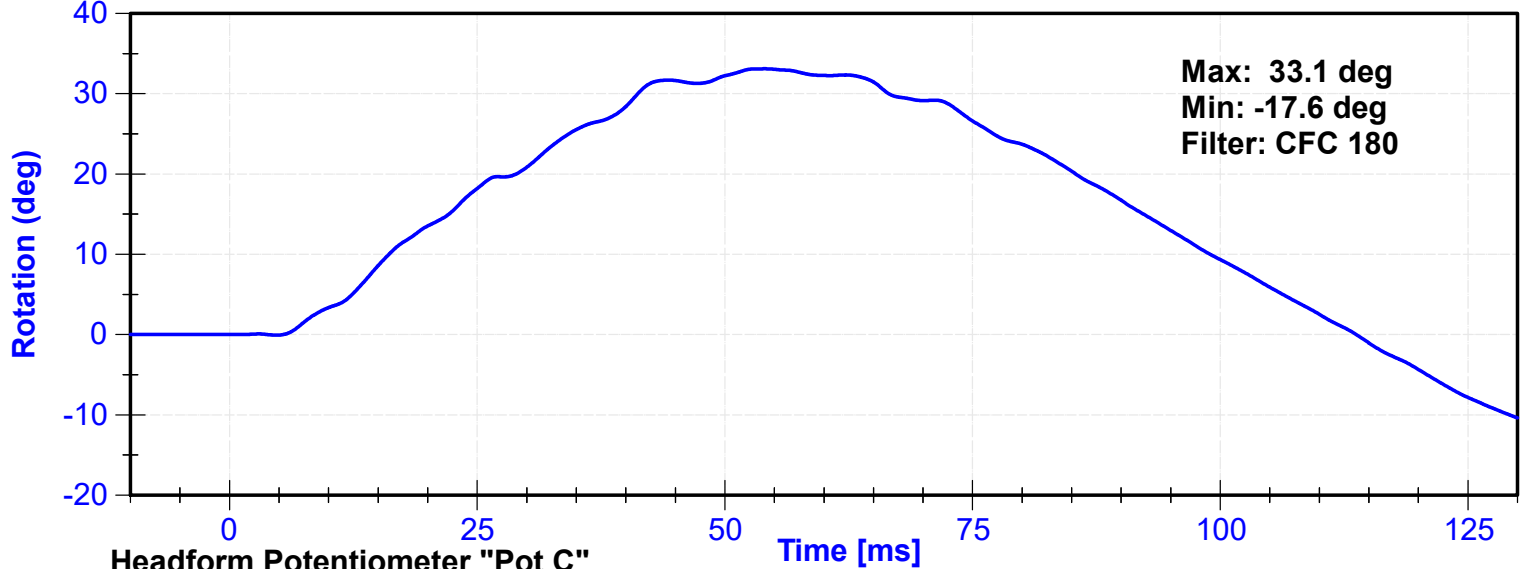


^{1,2} Upper and lower boundaries specified in Appendix I

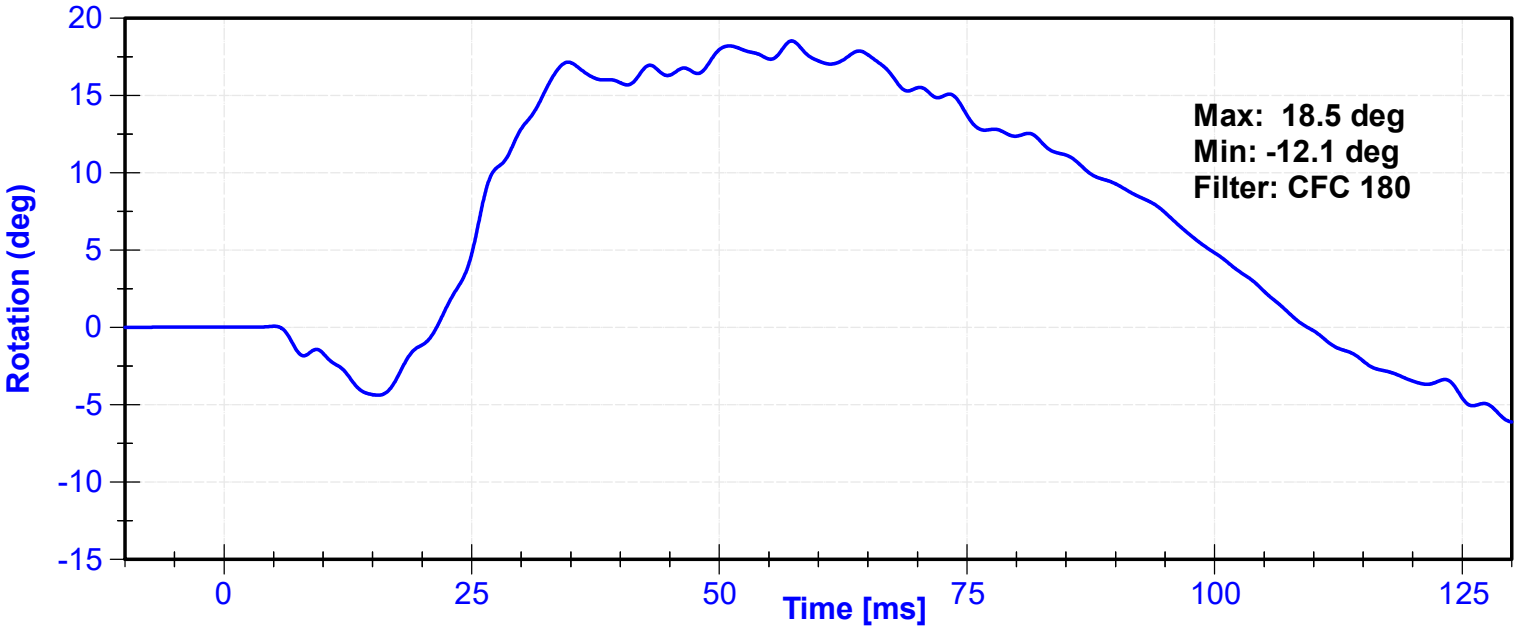
Neck Rotation



Front Pendulum Potentiometer "Pot A"



Headform Potentiometer "Pot C"



Appendix I

² Upper Boundary Corridor		¹ Lower Boundary Corridor	
Time (ms)	Velocity (m/s)	Time (ms)	Velocity (m/s)
1.0	0.00	0.0	-0.05
3.0	-0.25	2.5	-0.375
14.0	-3.20	13.5	-3.7
		17.0	-3.7

ATD Manufacturer	Denton	Test Technician	Z.Schneider
ATD Serial Number	D037	Laboratory Supervisor	C. Mantell

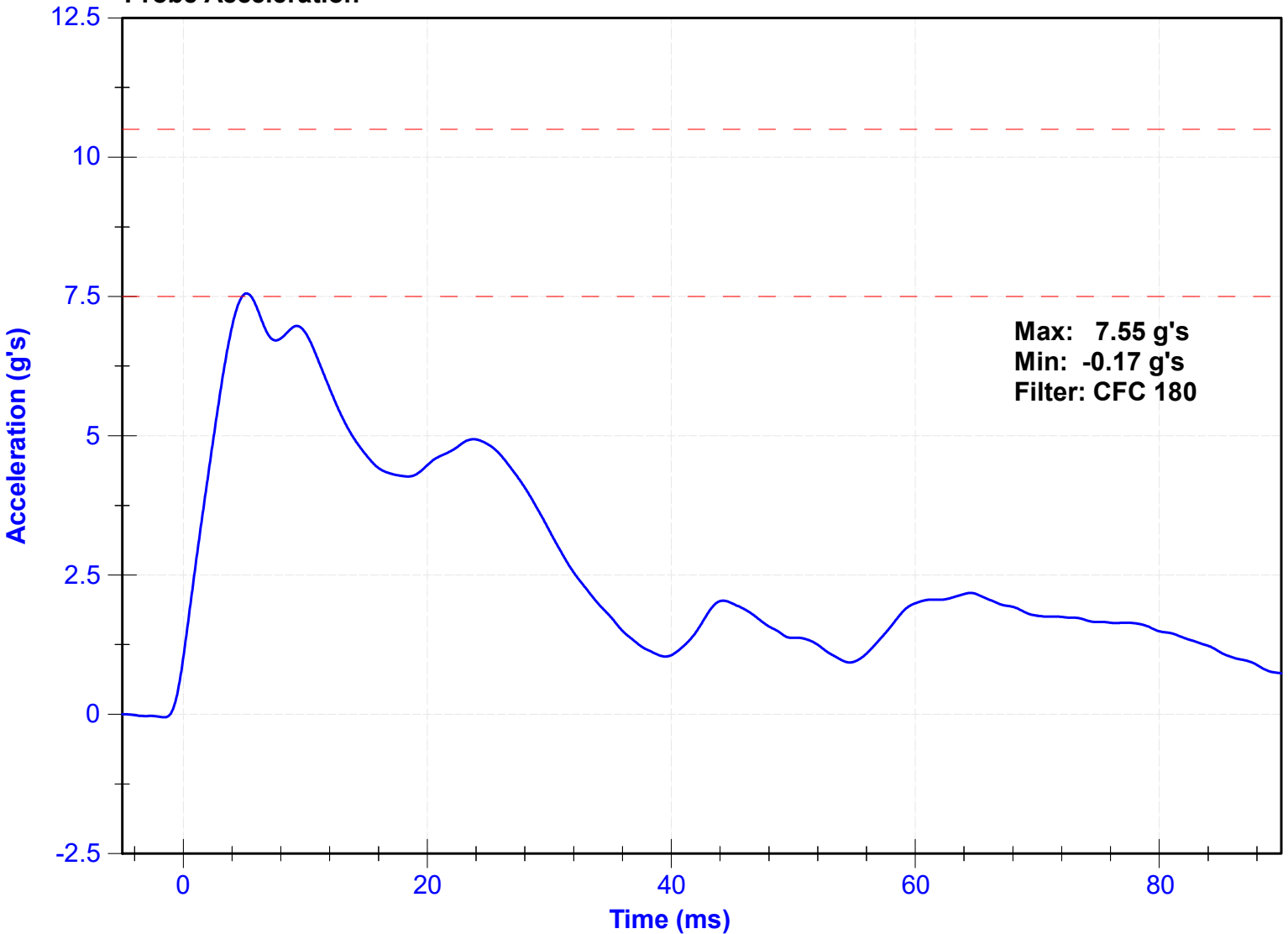
Results

Test Parameter	Minimum Specification	Maximum Specification	Unit	Result	Pass/Fail
Temperature	20.6	22.2	°C	21.5	Pass
Humidity	10	70	%	49	Pass
Velocity	4.2	4.4	m/s	4.34	Pass
Probe Acceleration	7.5	10.5	g's	7.55	Pass

Transducer Calibrations

Channel	Manufacturer	Serial Number	Calibration Date	Calibration Due Date
Probe Accelerometer	Endevco	18546	11/19/2022	11/18/2023

Probe Acceleration



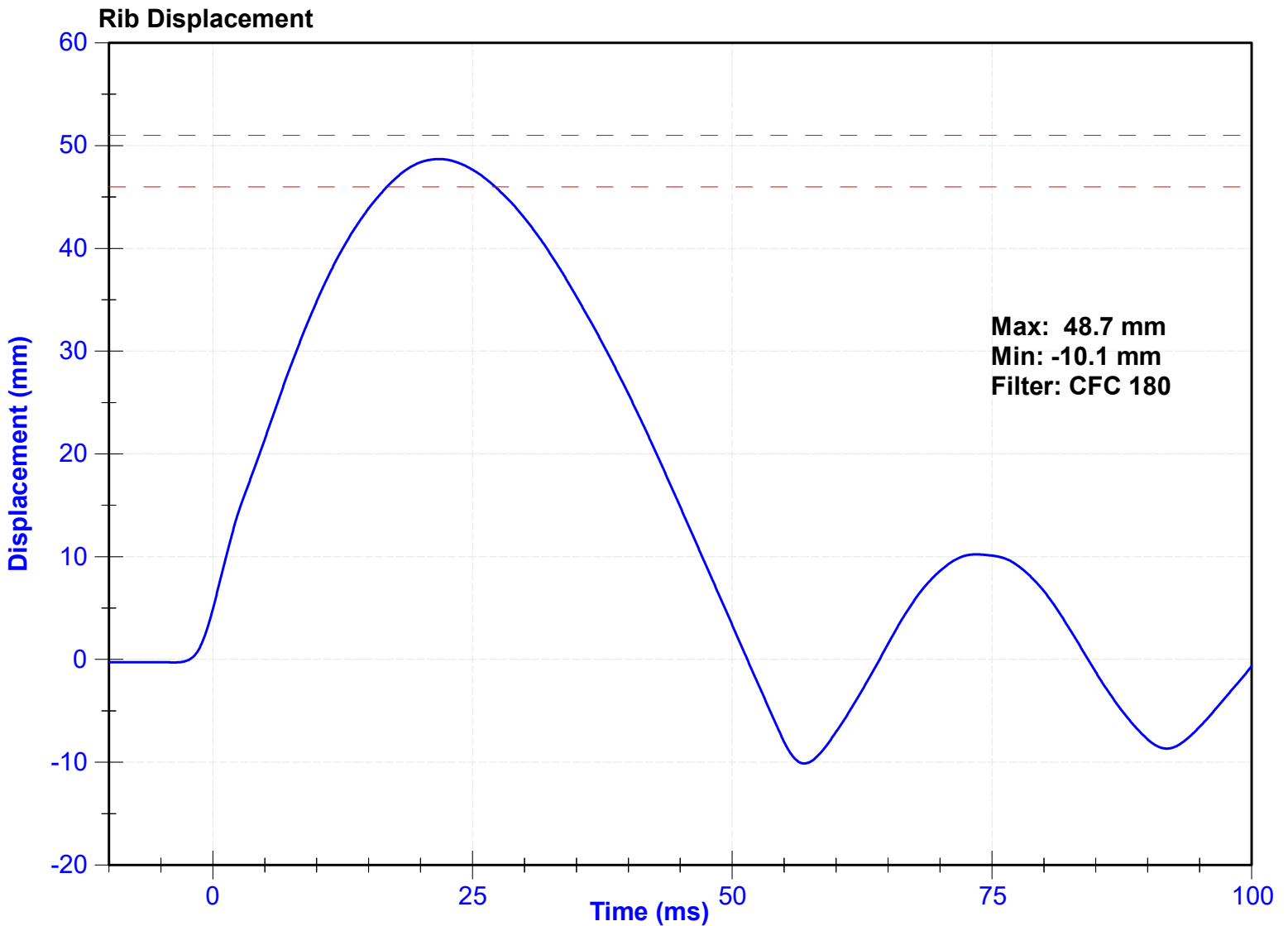
ATD Manufacturer	Denton	Test Technician	Z.Schneider
ATD Serial Number	D037	Laboratory Supervisor	C. Mantell

Results

Test Parameter	Minimum Specification	Maximum Specification	Unit	Result	Pass/Fail
Temperature	20.6	22.2	°C	21.8	Pass
Humidity	10	70	%	48	Pass
Rib Displacement	46	51	mm	48.7	Pass

Transducer Calibrations

Channel	Manufacturer	Serial Number	Calibration Date	Calibration Due Date
Rib Potentiometer	Honeywell	DS-0552-01	2/27/2023	8/28/2023



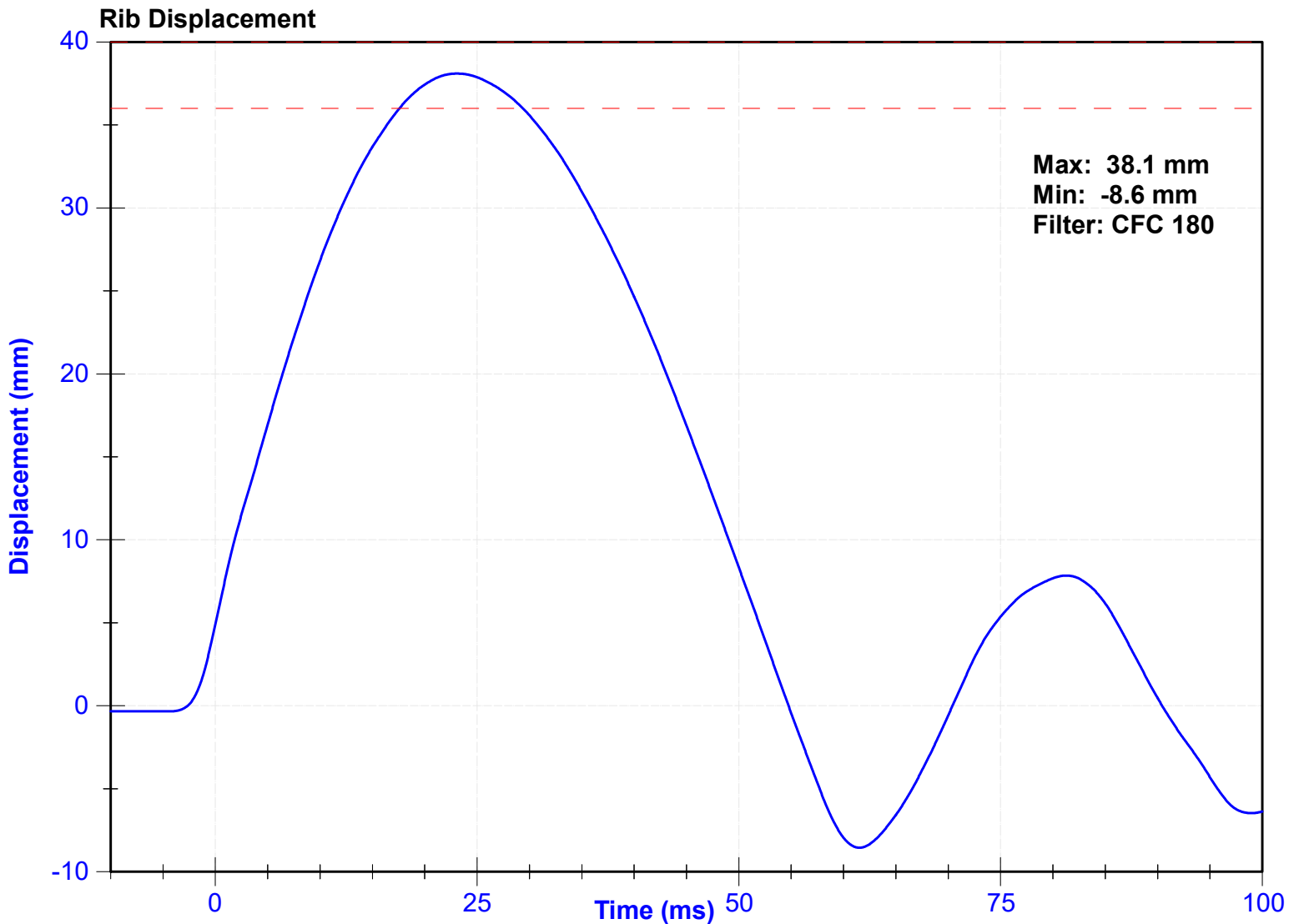
ATD Manufacturer	Denton	Test Technician	Z.Schneider
ATD Serial Number	D037	Laboratory Supervisor	C. Mantell

Results

Test Parameter	Minimum Specification	Maximum Specification	Unit	Result	Pass/Fail
Temperature	20.6	22.2	°C	21.8	Pass
Humidity	10	70	%	48	Pass
Rib Displacement	36	40	mm	38.1	Pass

Transducer Calibrations

Channel	Manufacturer	Serial Number	Calibration Date	Calibration Due Date
Rib Potentiometer	Honeywell	DS-0552-01	2/27/2023	8/28/2023



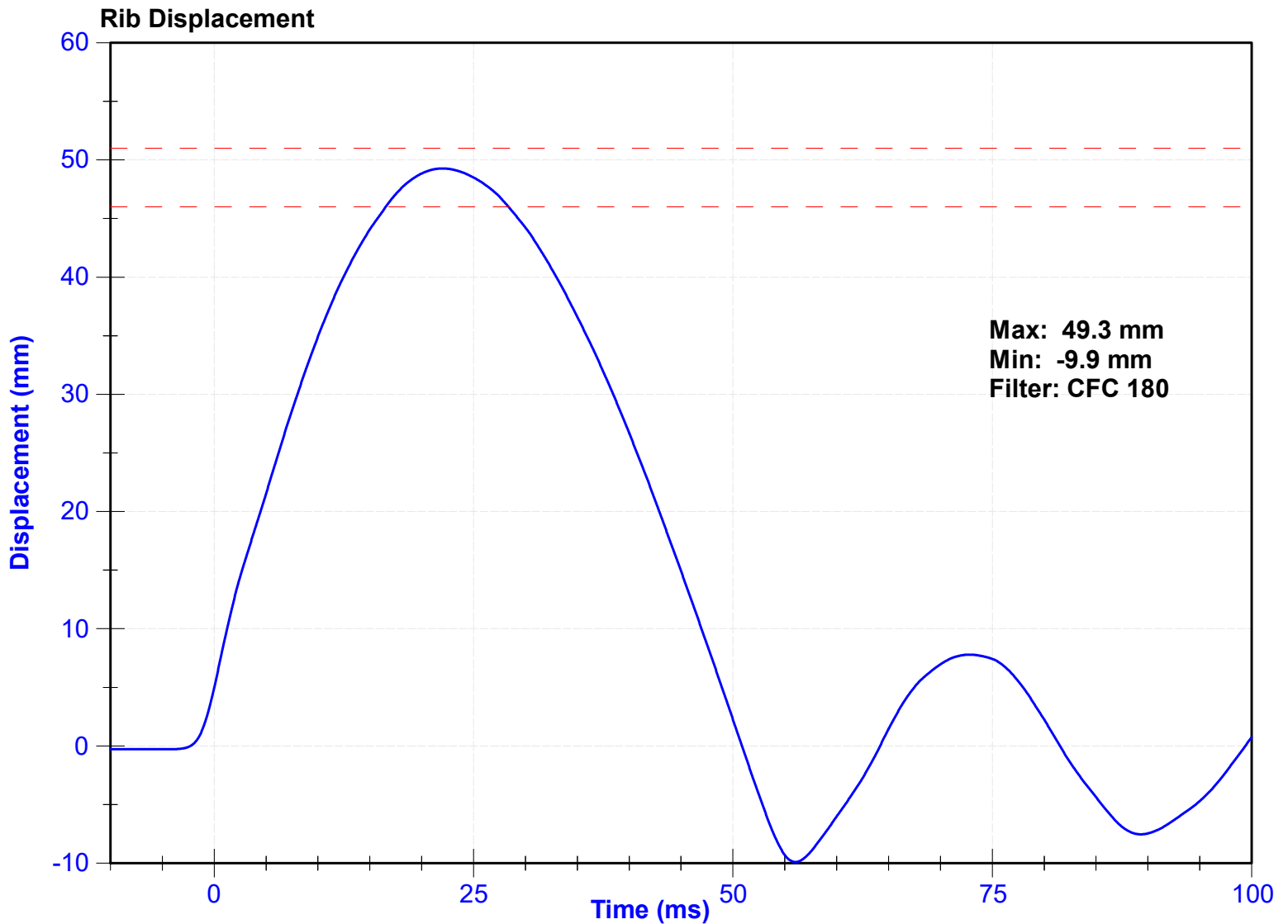
ATD Manufacturer	Denton	Test Technician	Z.Schneider
ATD Serial Number	D037	Laboratory Supervisor	C. Mantell

Results

Test Parameter	Minimum Specification	Maximum Specification	Unit	Result	Pass/Fail
Temperature	20.6	22.2	°C	21.8	Pass
Humidity	10	70	%	48	Pass
Rib Displacement	46	51	mm	49.3	Pass

Transducer Calibrations

Channel	Manufacturer	Serial Number	Calibration Date	Calibration Due Date
Rib Potentiometer	Honeywell	DS-807	2/27/2023	8/28/2023



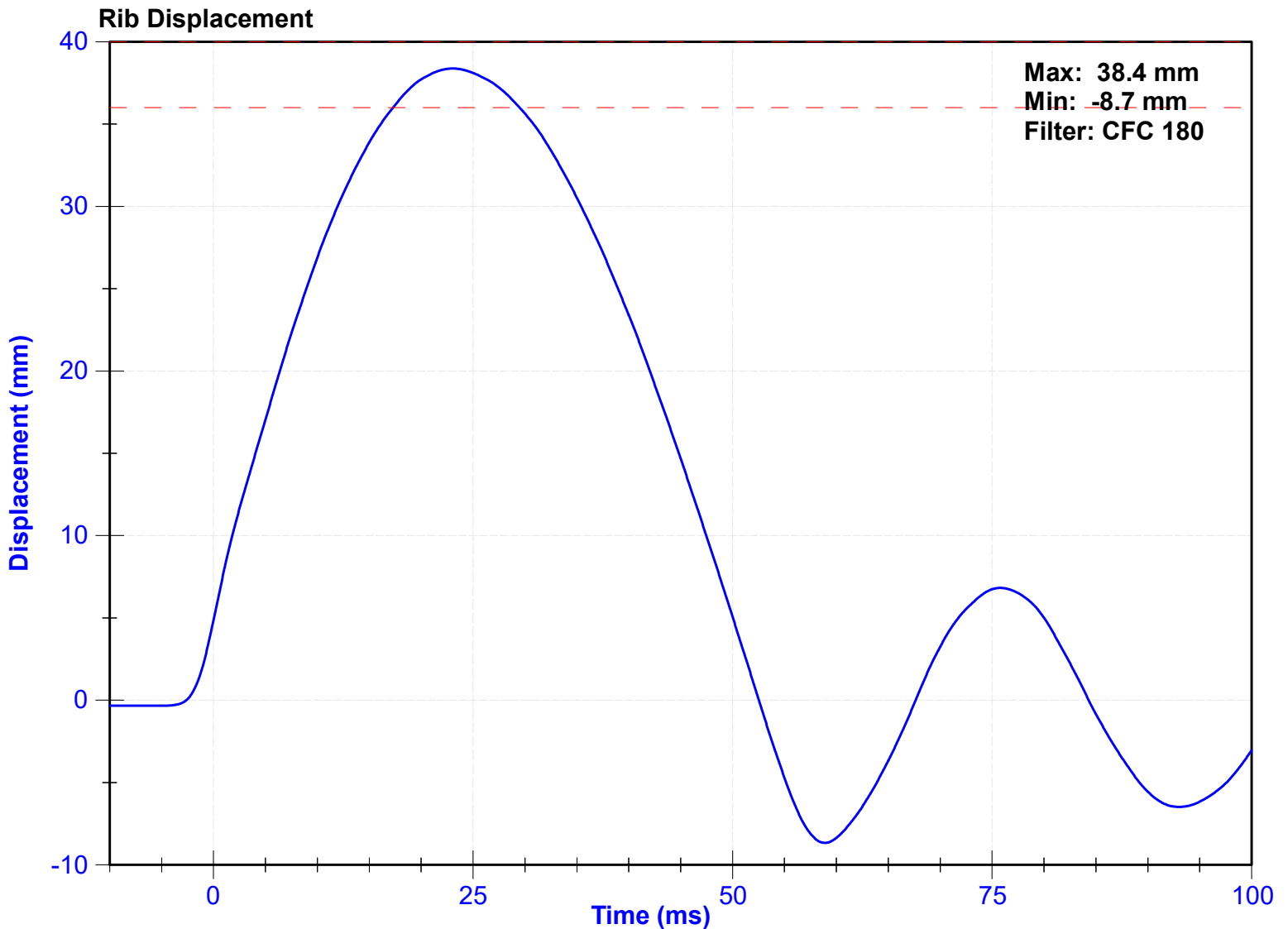
ATD Manufacturer	Denton	Test Technician	Z.Schneider
ATD Serial Number	D037	Laboratory Supervisor	C. Mantell

Results

Test Parameter	Minimum Specification	Maximum Specification	Unit	Result	Pass/Fail
Temperature	20.6	22.2	°C	21.8	Pass
Humidity	10	70	%	48	Pass
Rib Displacement	36	40	mm	38.4	Pass

Transducer Calibrations

Channel	Manufacturer	Serial Number	Calibration Date	Calibration Due Date
Rib Potentiometer	Honeywell	DS-807	2/27/2023	8/28/2023



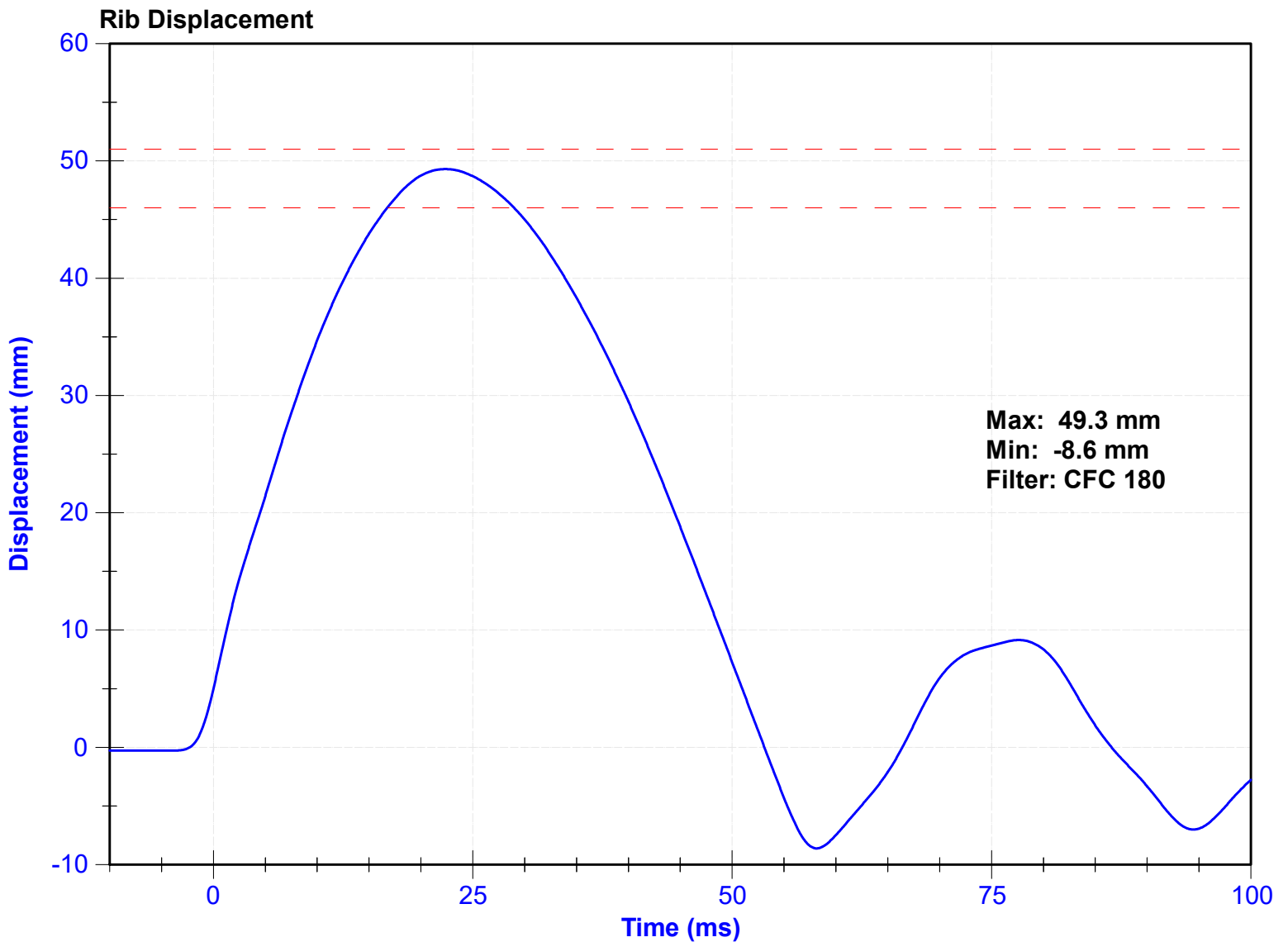
ATD Manufacturer	Denton	Test Technician	Z.Schneider
ATD Serial Number	D037	Laboratory Supervisor	C. Mantell

Results

Test Parameter	Minimum Specification	Maximum Specification	Unit	Result	Pass/Fail
Temperature	20.6	22.2	°C	21.8	Pass
Humidity	10	70	%	48	Pass
Rib Displacement	46	51	mm	49.3	Pass

Transducer Calibrations

Channel	Manufacturer	Serial Number	Calibration Date	Calibration Due Date
Rib Potentiometer	Honeywell	DS-0552-03	2/27/2023	8/28/2023



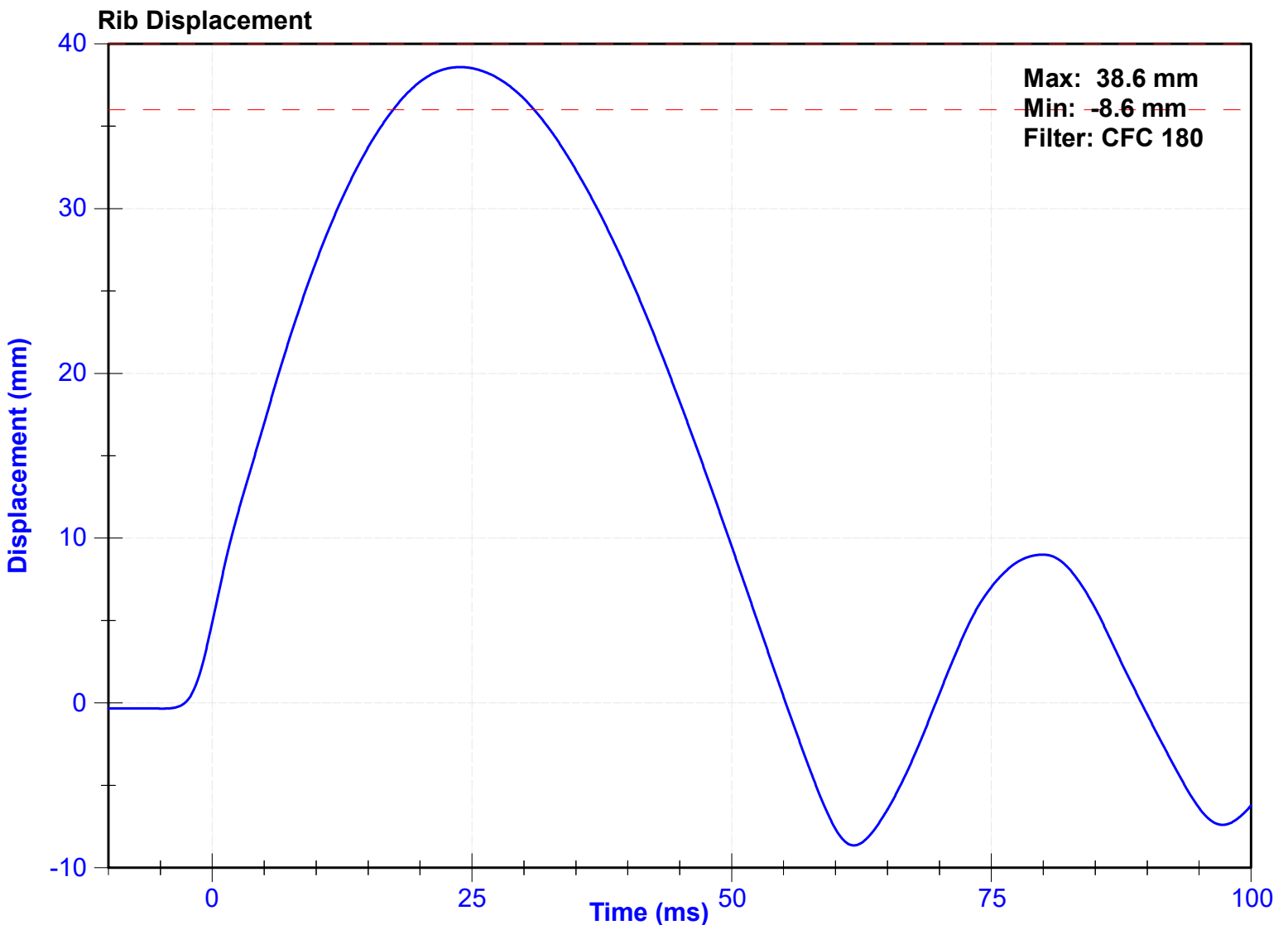
ATD Manufacturer	Denton	Test Technician	Z.Schneider
ATD Serial Number	D037	Laboratory Supervisor	C. Mantell

Results

Test Parameter	Minimum Specification	Maximum Specification	Unit	Result	Pass/Fail
Temperature	20.6	22.2	°C	21.8	Pass
Humidity	10	70	%	48	Pass
Rib Displacement	36	40	mm	38.6	Pass

Transducer Calibrations

Channel	Manufacturer	Serial Number	Calibration Date	Calibration Due Date
Rib Potentiometer	Honeywell	DS-0552-03	2/27/2023	8/28/2023



ATD Manufacturer	Denton	Test Technician	Z.Schneider
ATD Serial Number	D037	Laboratory Supervisor	C. Mantell

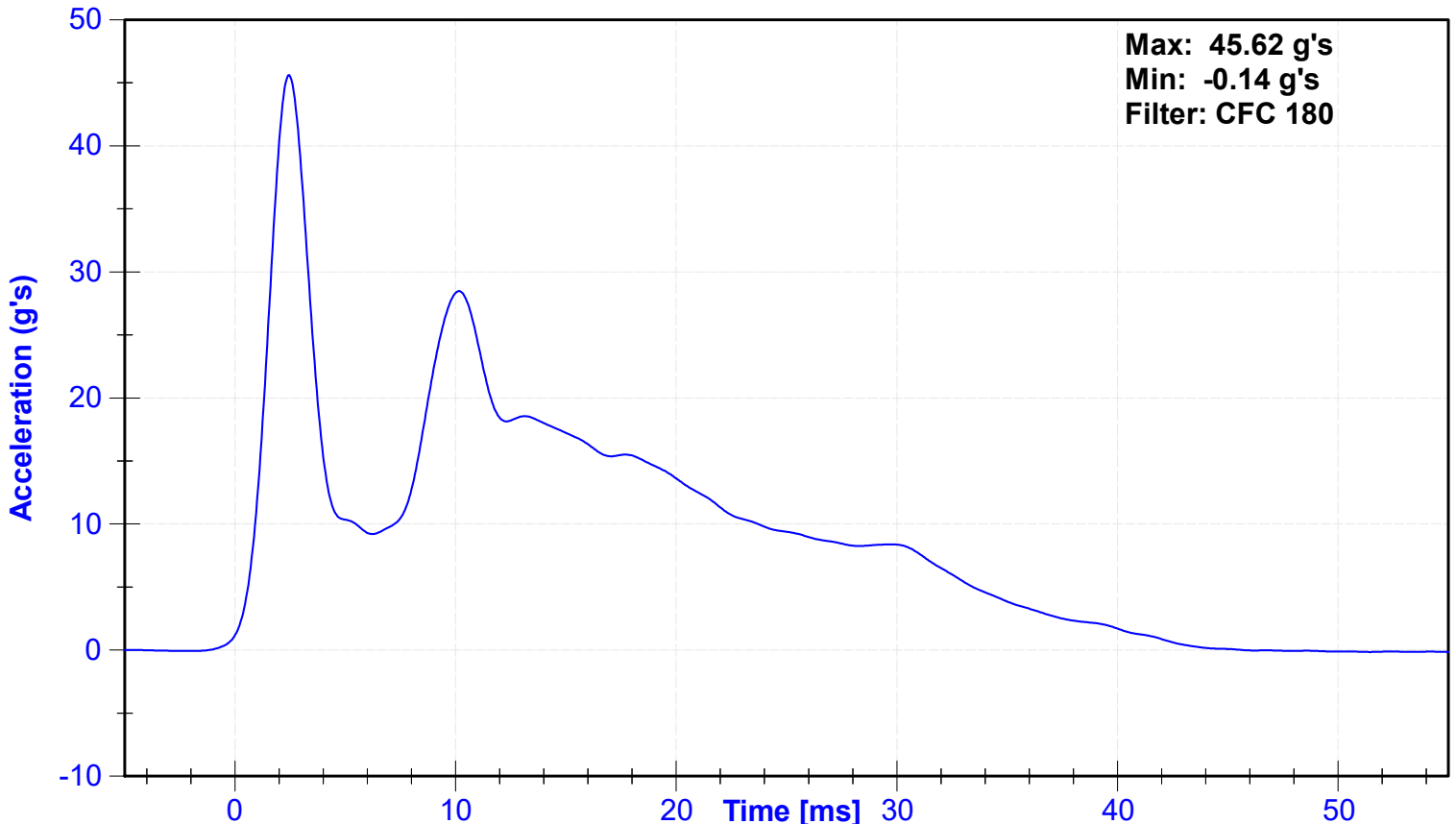
Results

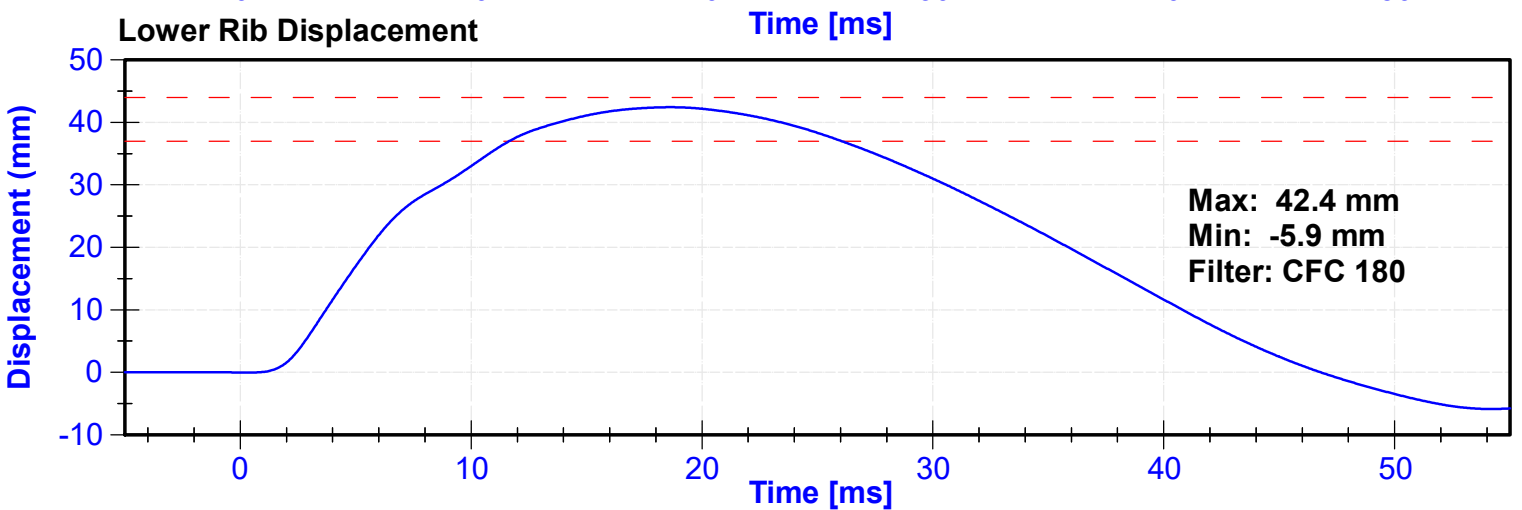
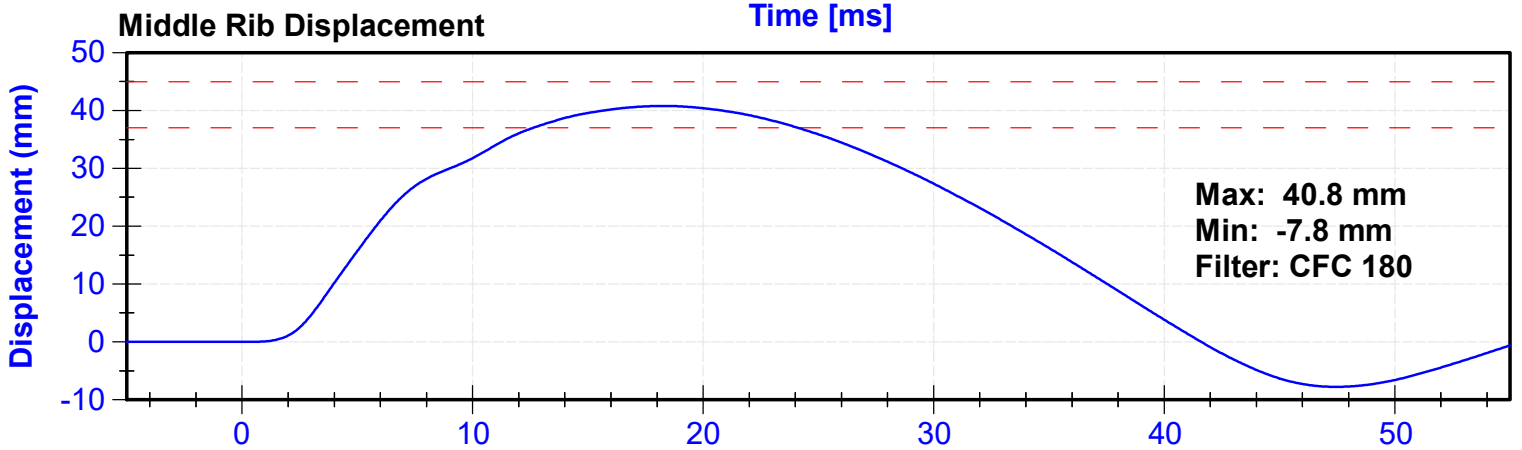
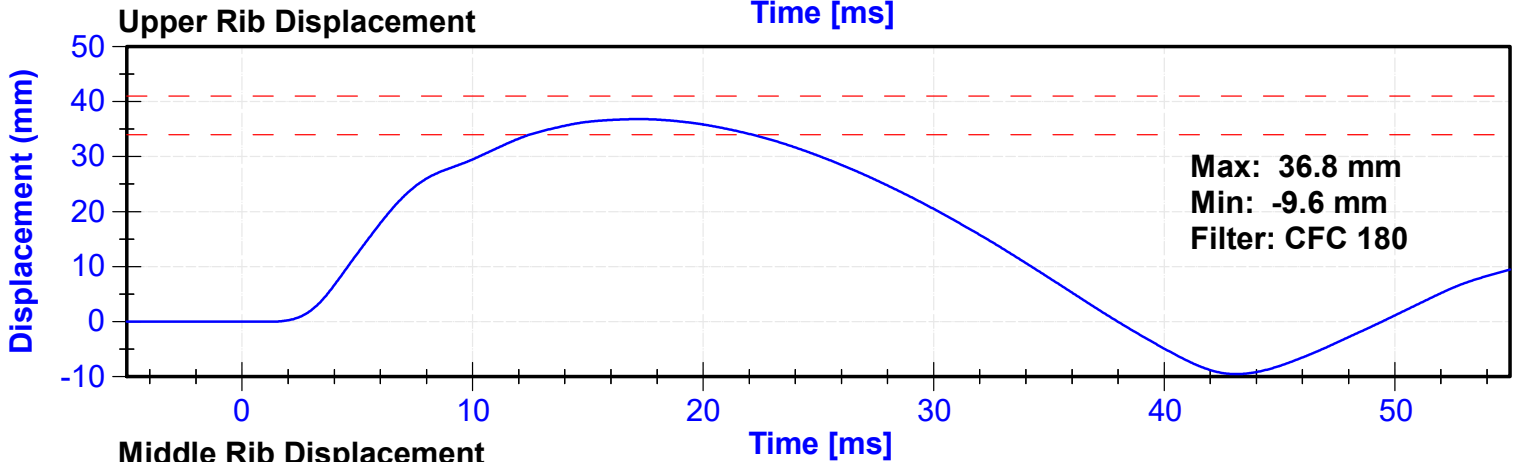
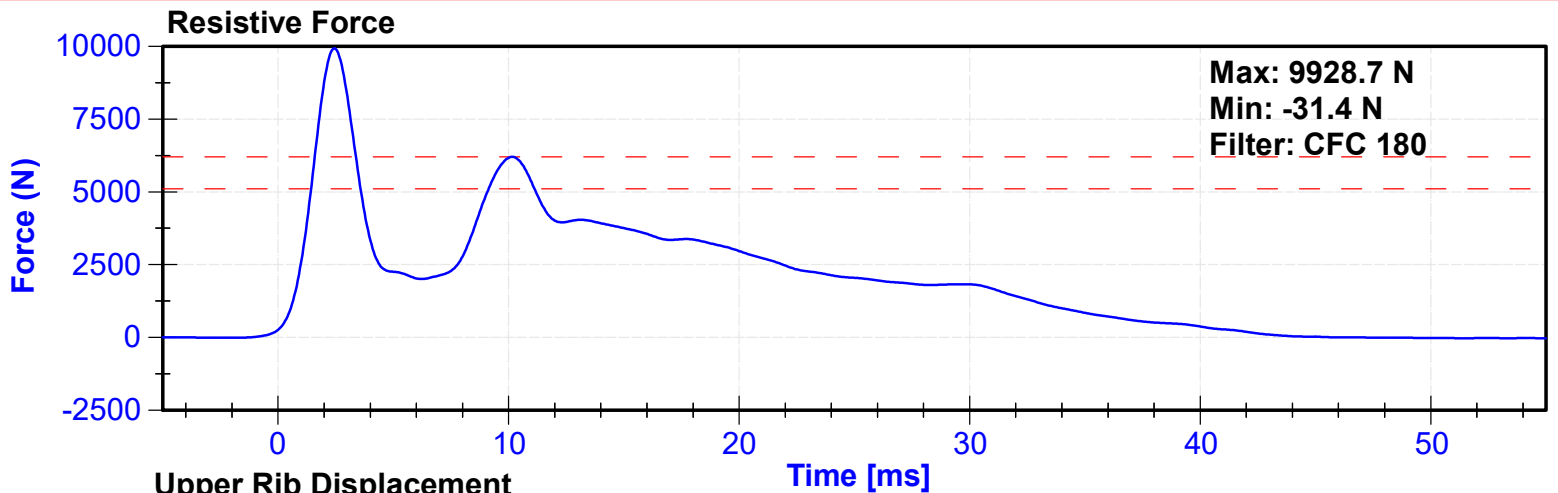
Test Parameter	Minimum Specification	Maximum Specification	Unit	Result	Pass/Fail
Temperature	20.6	22.2	°C	21.5	Pass
Humidity	10	70	%	49	Pass
Velocity	5.4	5.6	m/s	5.54	Pass
Resistive Force after 6ms	5100	6200	N	6198.7	Pass
Upper Thorax Rib Deflection	34	41	mm	36.8	Pass
Mid Thorax Rib Deflection	37	45	mm	40.8	Pass
Lower Thorax Rib Deflection	37	44	mm	42.4	Pass

Transducer Calibrations

Channel	Manufacturer	Serial Number	Calibration Date	Calibration Due Date
Probe Accelerometer	Endevco	18546	11/19/2022	11/18/2023
Upper Thorax Rib Potentiometer	Honeywell	DS-0552-01	2/27/2023	8/28/2023
Middle Thorax Rib Potentiometer	Honeywell	DS-807	2/27/2023	8/28/2023
Lower Thorax Rib Potentiometer	Honeywell	DS-0552-03	2/27/2023	8/28/2023

Probe Acceleration





ATD Manufacturer	Denton	Test Technician	Z.Schneider
ATD Serial Number	D037	Laboratory Supervisor	C. Mantell

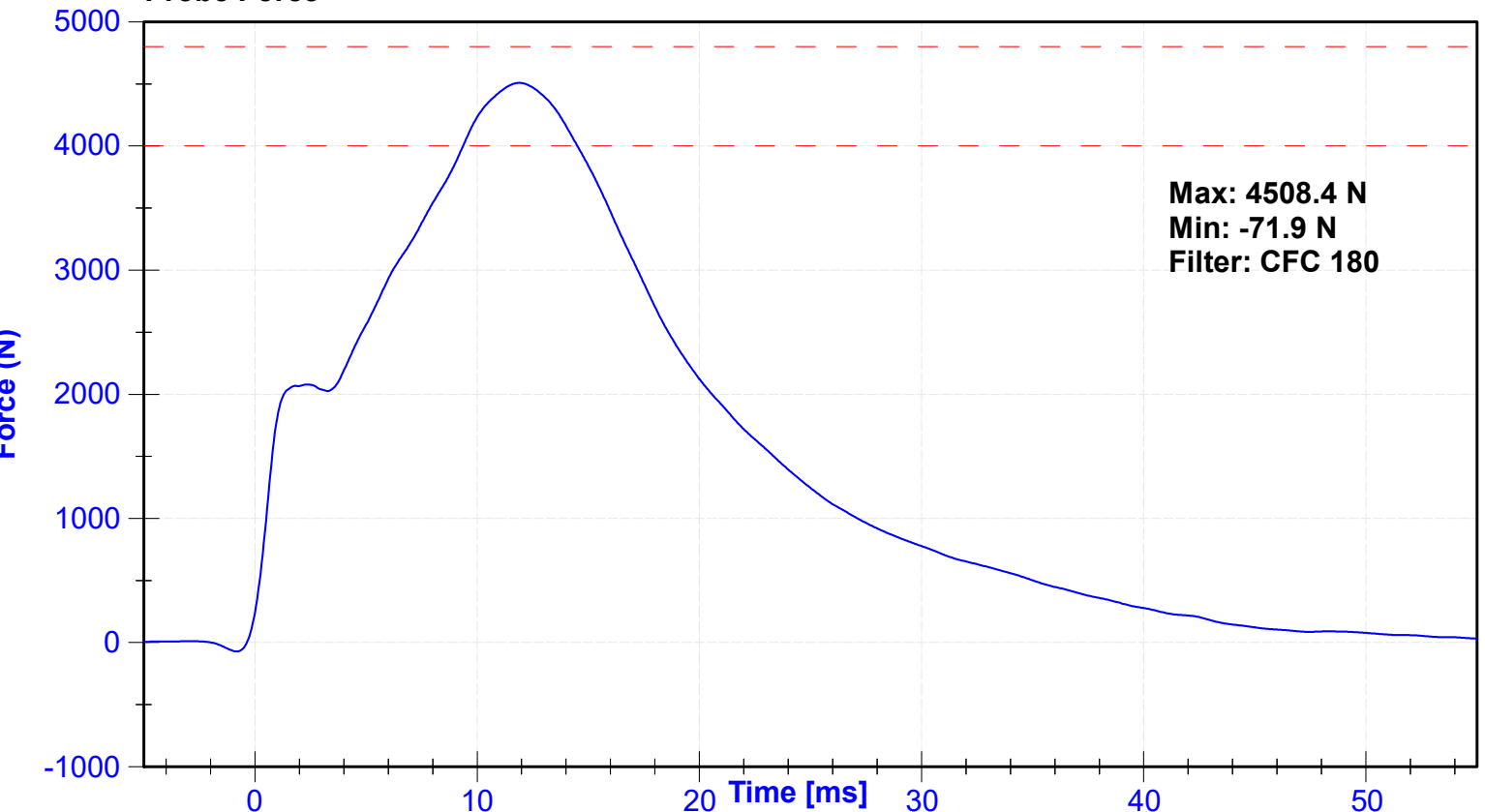
Results

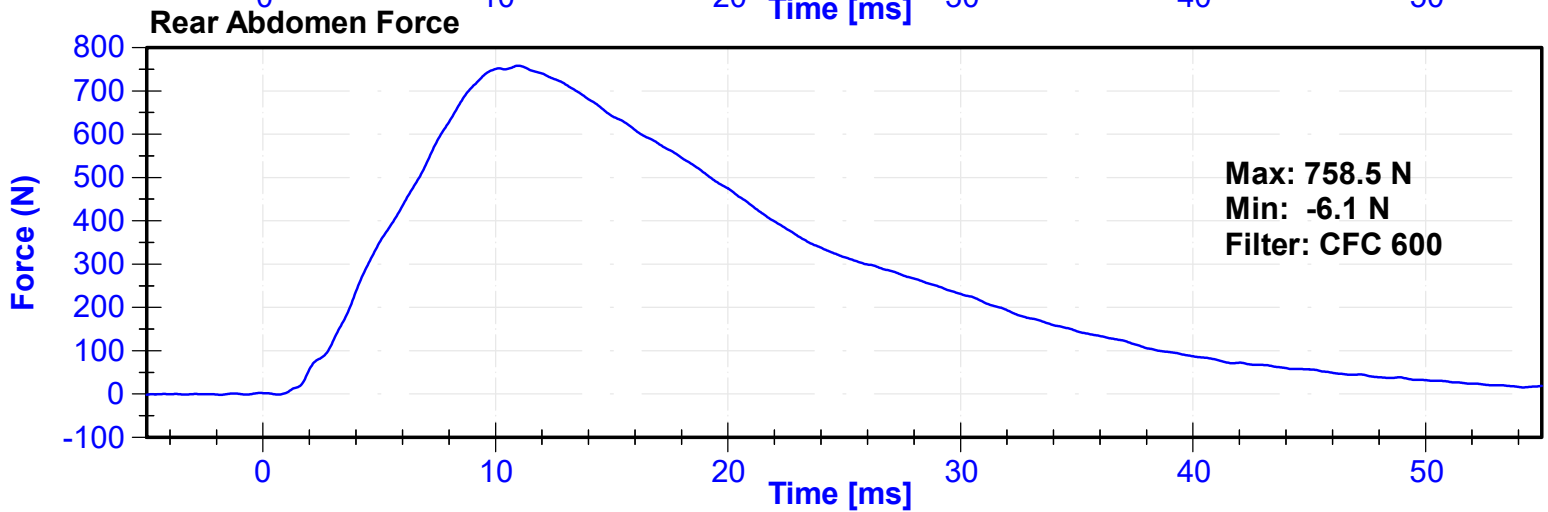
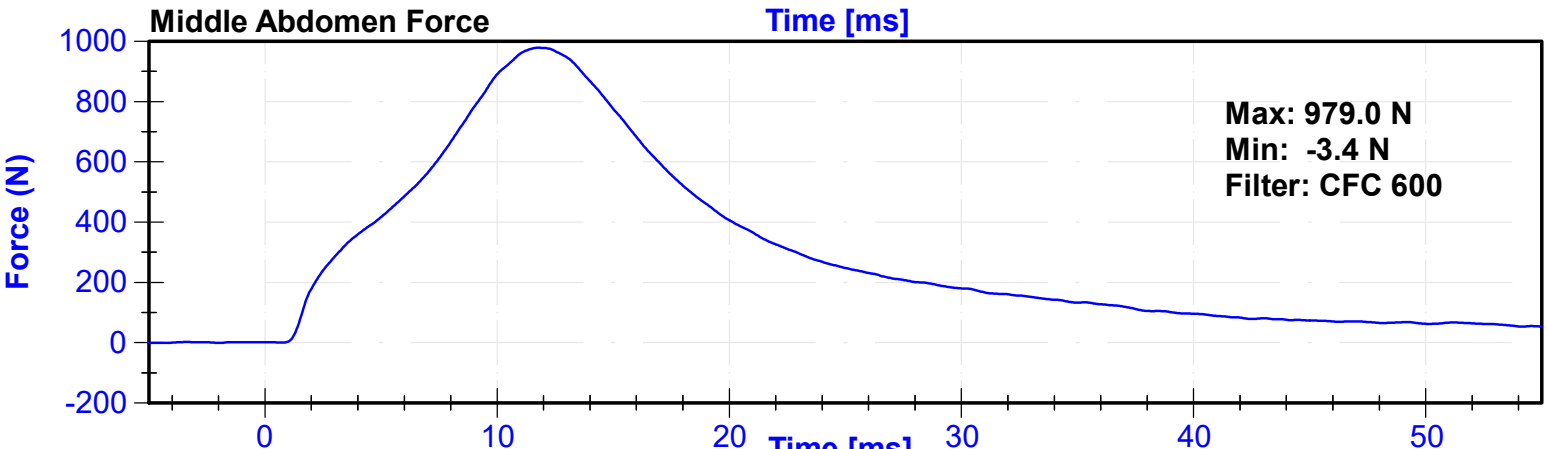
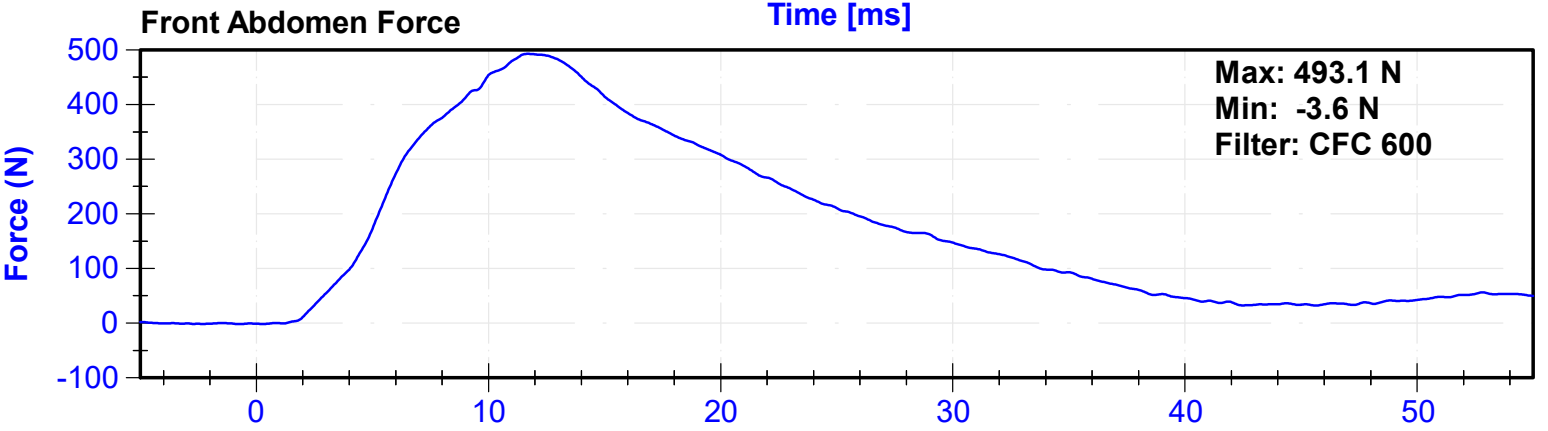
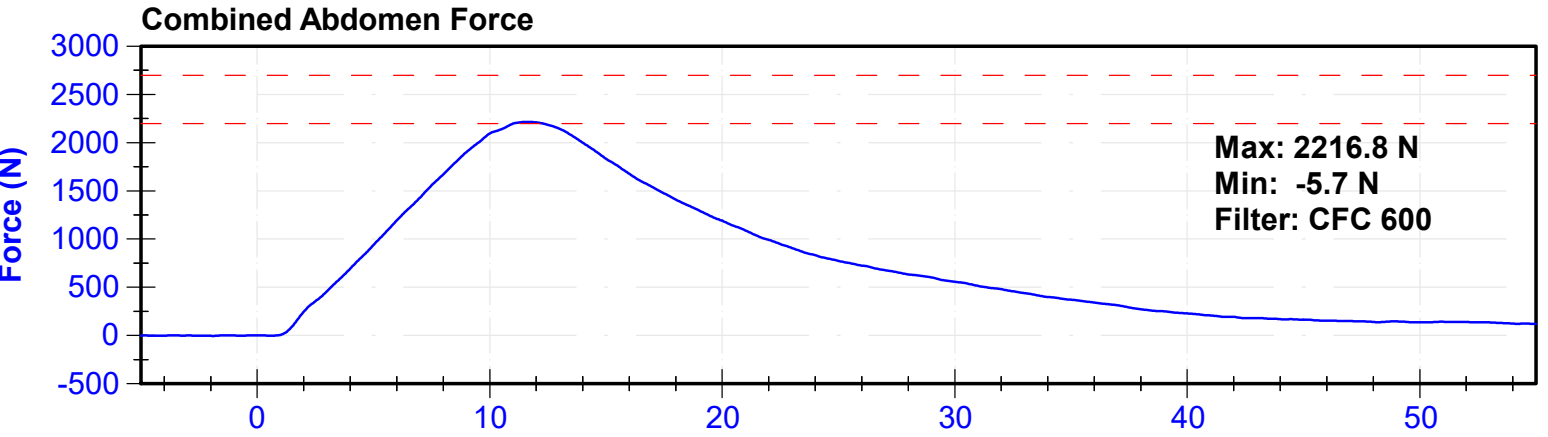
Test Parameter	Minimum Specification	Maximum Specification	Unit	Result	Pass/Fail
Temperature	20.6	22.2	°C	21.5	Pass
Humidity	10	70	%	49	Pass
Velocity	3.9	4.1	m/s	4.02	Pass
Combined Abdomen Force	2200	2700	N	2216.8	Pass
Time at Peak Abdomen Force	10.0	12.3	ms	11.65	Pass
Resistive Probe Force	4000	4800	N	4508.4	Pass
Time at Peak Resistive Force	10.6	13.0	ms	11.90	Pass

Transducer Calibrations

Channel	Manufacturer	Serial Number	Calibration Date	Calibration Due Date
Pendulum Accelerometer	Endevco	18546	11/19/2022	11/18/2023
Front Abdomen Load Cell	Denton	1440	8/12/2022	8/12/2023
Middle Abdomen Load Cell	Denton	1525	8/12/2022	8/12/2023
Rear Abdomen Load Cell	Denton	1528	8/12/2022	8/12/2023

Probe Force





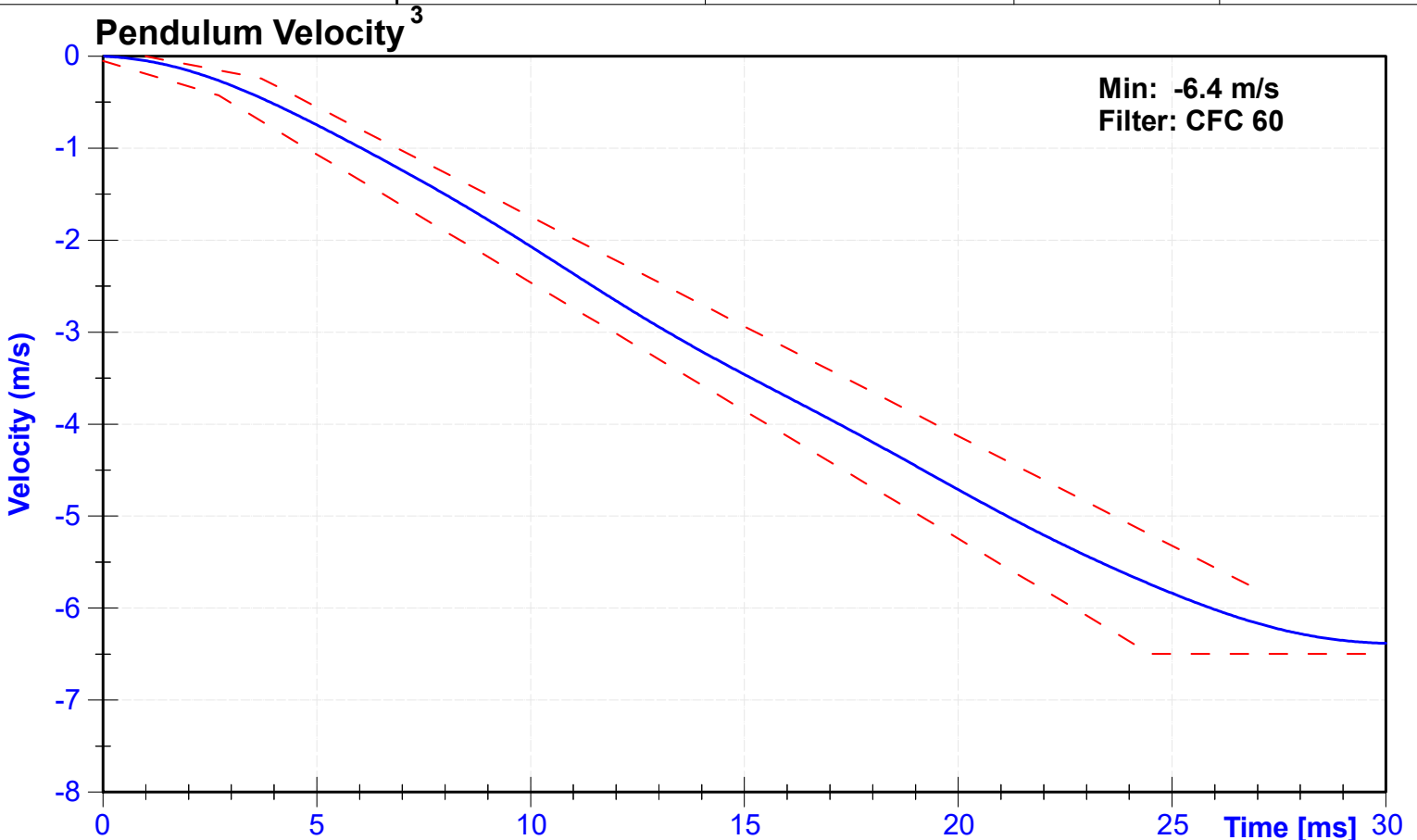
ATD Manufacturer	Denton	Test Technician	D. Sakona
ATD Serial Number	D037	Laboratory Supervisor	C. Mantell

Results

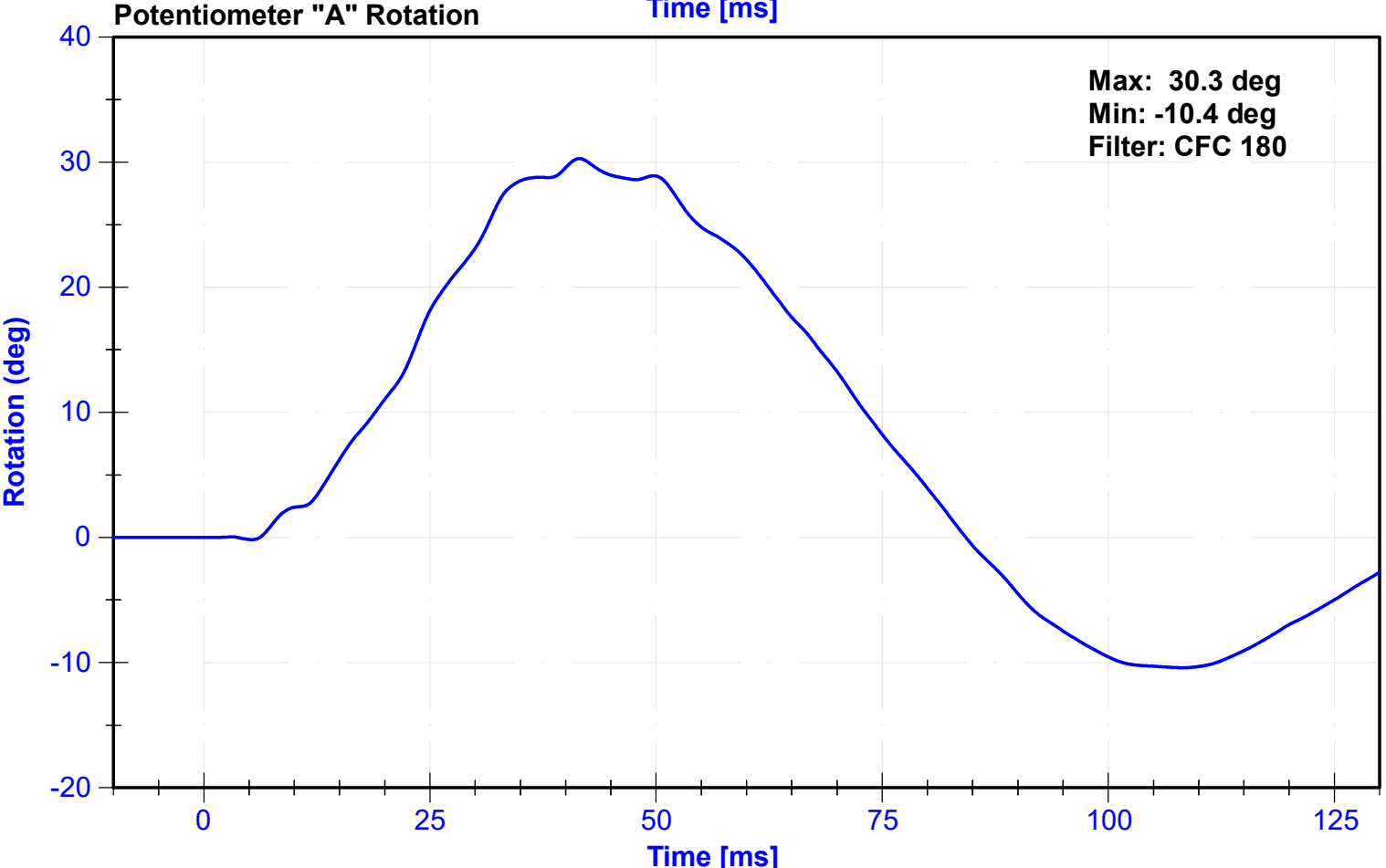
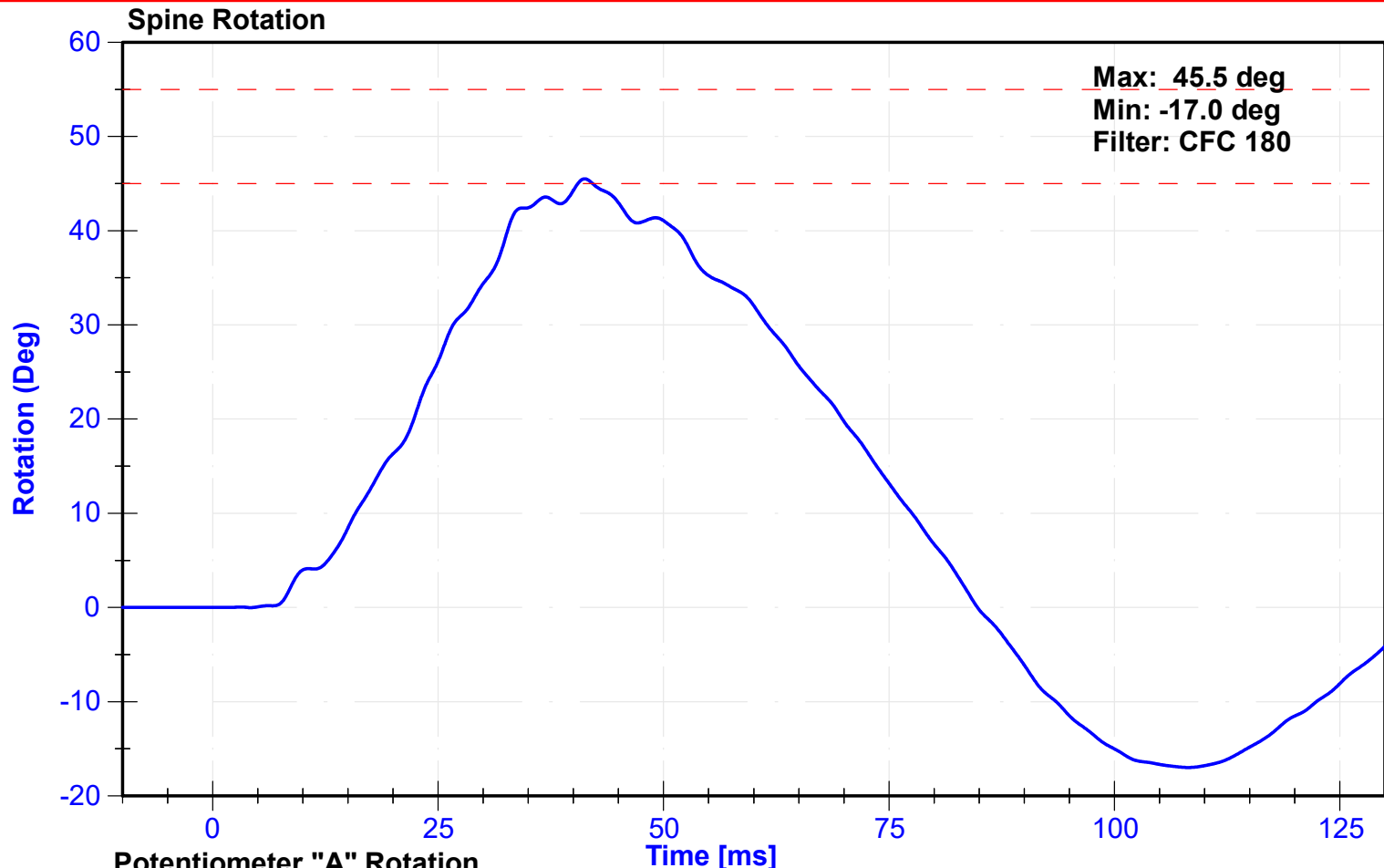
Test Parameter	Minimum Specification	Maximum Specification	Unit	Result	Pass/Fail
Temperature	20.6	22.2	°C	21.8	Pass
Humidity	10	70	%	47.5	Pass
Velocity	5.95	6.15	m/s	5.962	Pass
Lateral Spine Rotation	45	55	deg	45.5	Pass
Time at Maximum Rotation	39	53	ms	41.2	Pass
Time of Decay to Zero Degrees	37	57	ms	43.6	Pass
Pendulum Velocity Overall Corridor	Lower Boundary ¹	Upper Boundary ²	m/s	See Plot ³	Pass

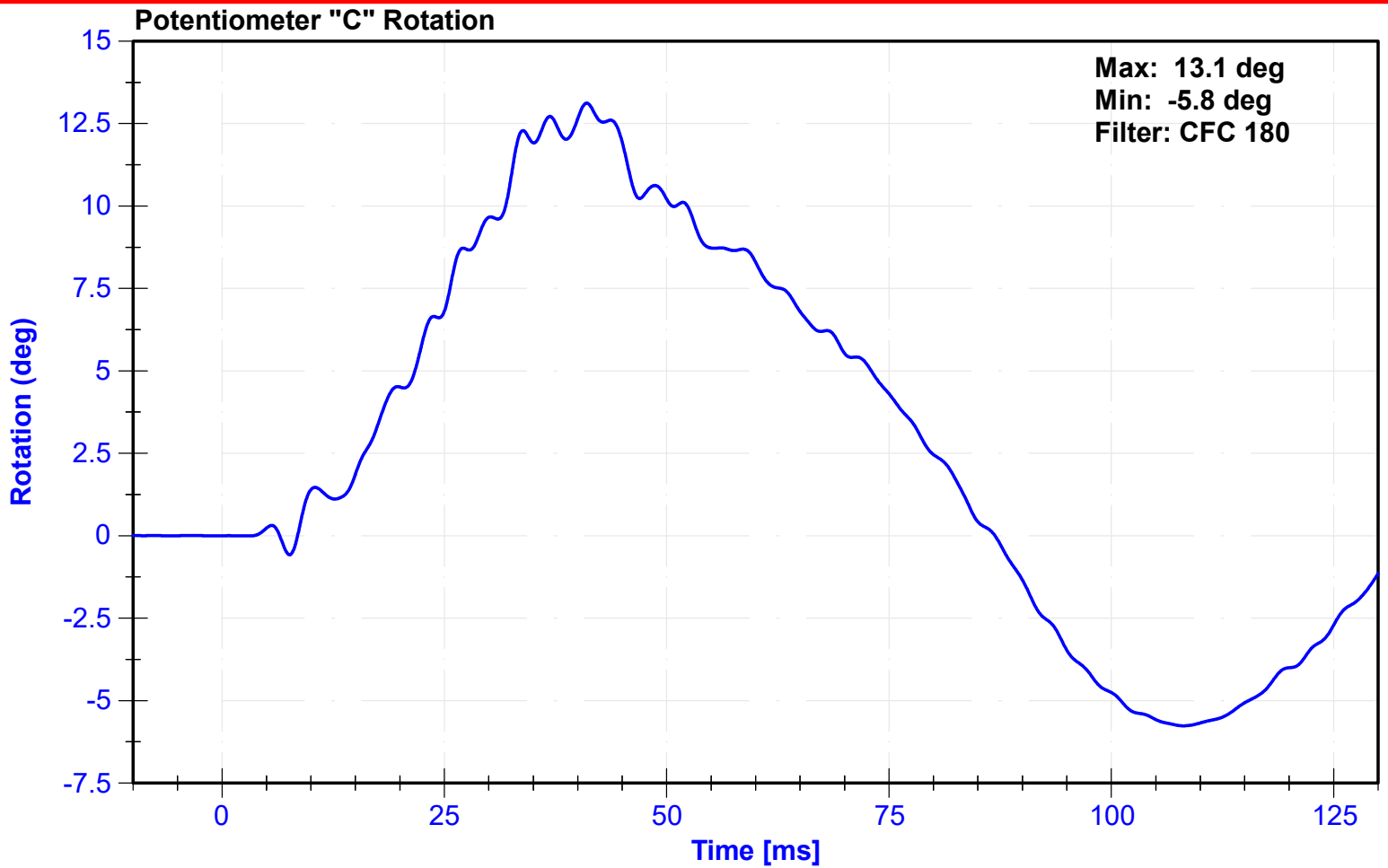
Transducer Calibrations

Channel	Manufacturer	Serial Number	Calibration Date	Calibration Due Date
Pendulum Accelerometer	Endevco	C16503	10/26/2022	10/26/2023
Pendulum "A" Potentiometer	Sfernice	094	10/5/2022	10/5/2023
Condyle "B" Potentiometer	Sfernice	095	10/5/2022	10/5/2023



^{1,2} Upper and lower boundaries specified in Appendix I IV-41





Appendix I

² Upper Boundary Corridor		¹ Lower Boundary Corridor	
Time (ms)	Velocity (m/s)	Time (ms)	Velocity (m/s)
1.0	0.00	0.0	-0.05
3.7	-0.24	2.7	-0.425
27.0	-5.80	24.5	-6.5
		30.0	-6.5

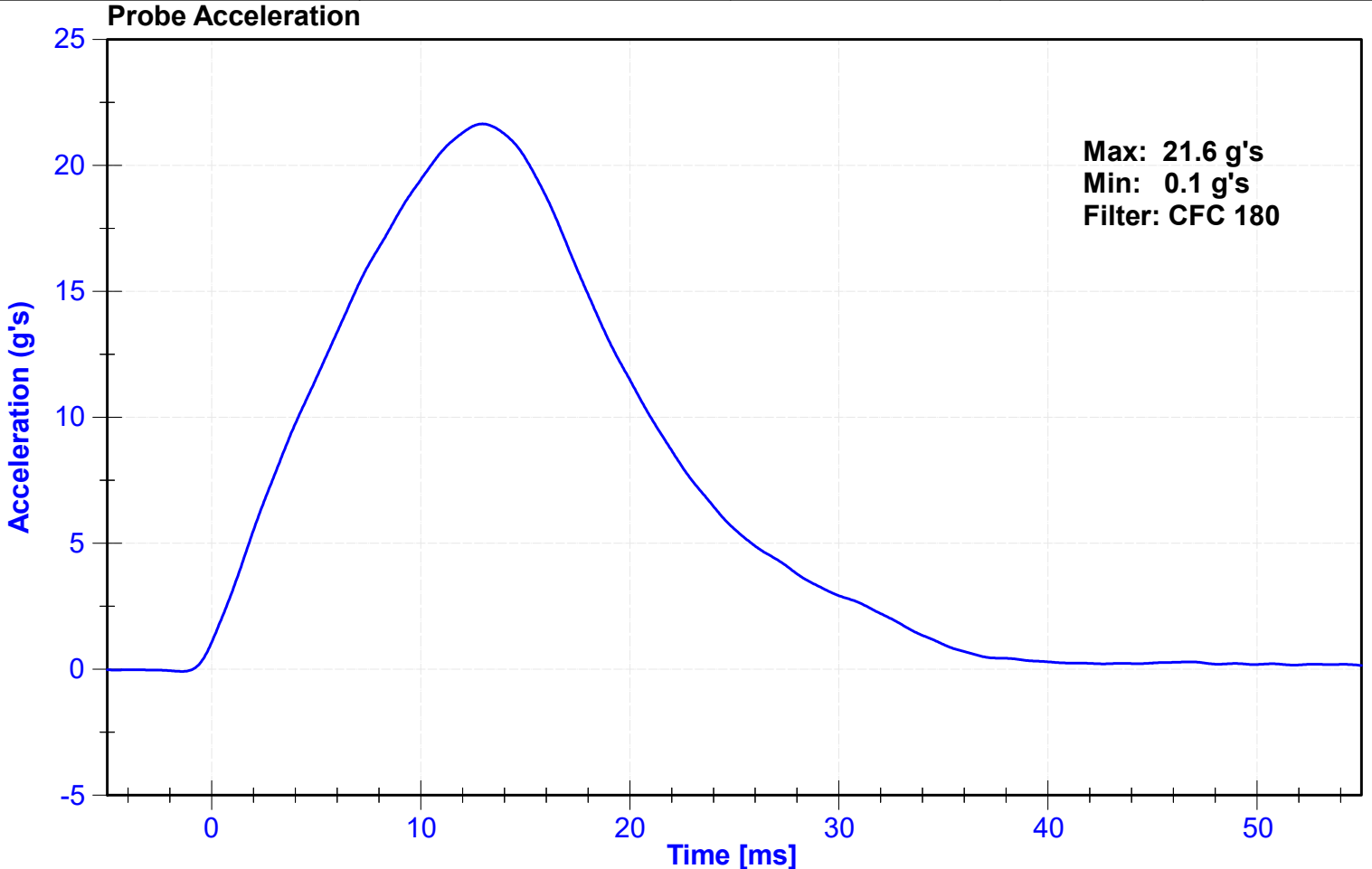
ATD Manufacturer	Denton	Test Technician	Z.Schneider
ATD Serial Number	D037	Laboratory Supervisor	C. Mantell

Results

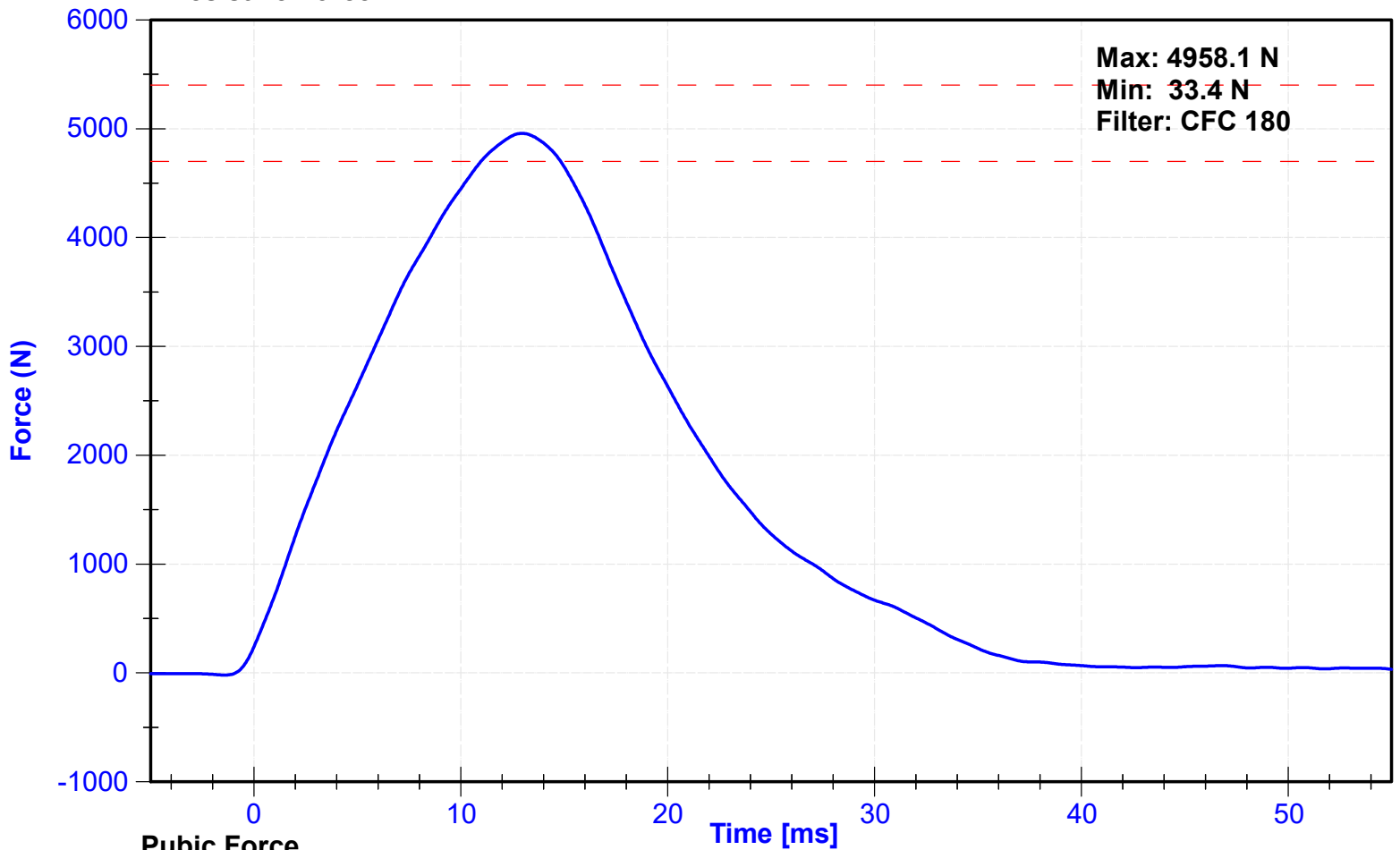
Test Parameter	Minimum Specification	Maximum Specification	Unit	Result	Pass/Fail
Temperature	20.6	22.2	°C	21.5	Pass
Humidity	10	70	%	49	Pass
Velocity	4.2	4.4	m/s	4.33	Pass
Resistive Force	4700	5400	N	4958.1	Pass
Time at Peak Resistive Force	11.8	16.1	ms	12.95	Pass
Pubic Force	-1590	-1230	N	-1439.8	Pass
Time at Peak Pubic Force	12.2	17.0	ms	12.85	Pass

Transducer Calibrations

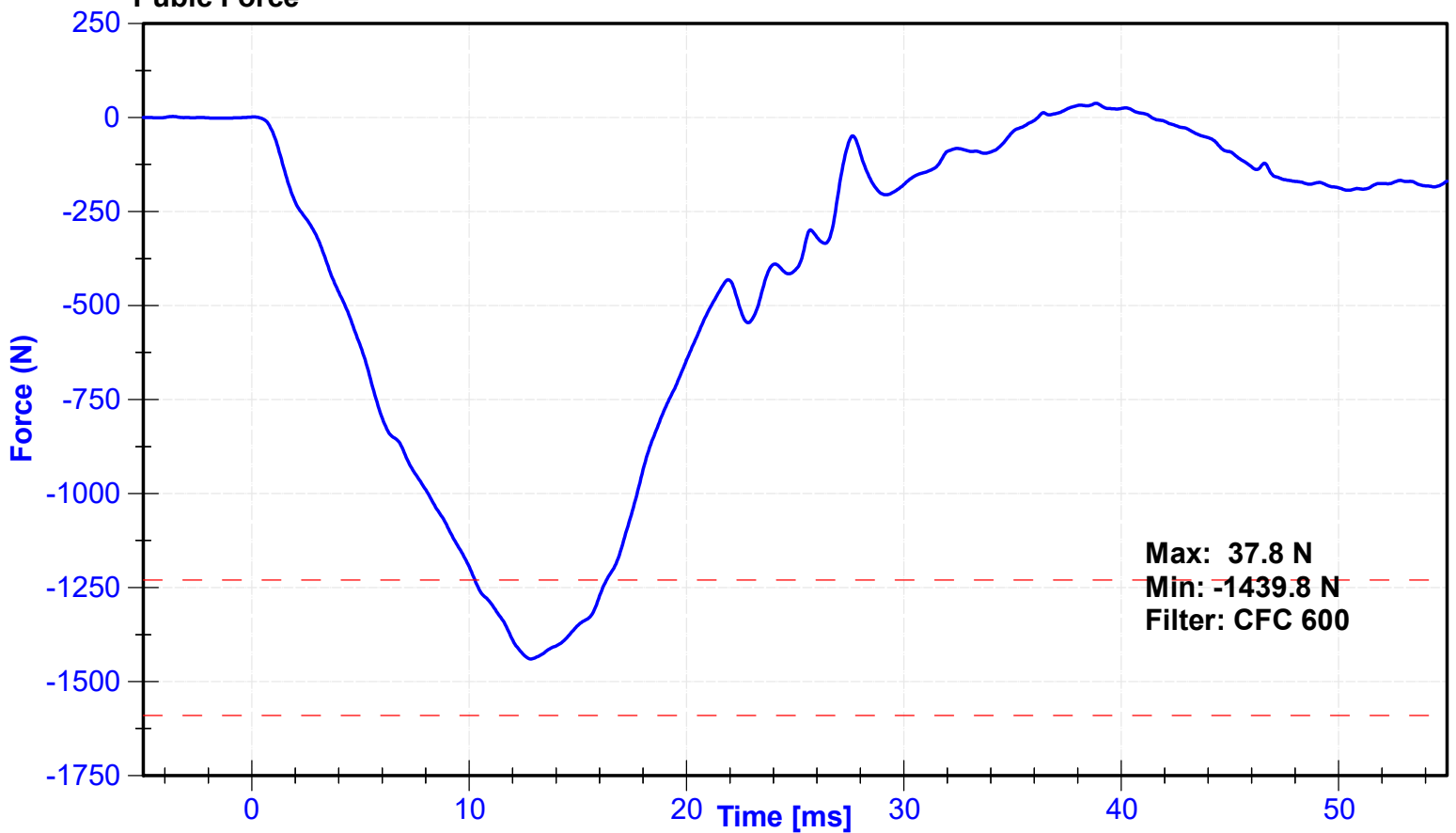
Channel	Manufacturer	Serial Number	Calibration Date	Calibration Due Date
Pendulum Accelerometer	Endevco	18546	11/19/2022	11/18/2023
Pubic Load Cell	Denton		8/12/2022	8/12/2023



Resistive Force



Pubic Force



APPENDIX V

TEST EQUIPMENT AND INSTRUMENTATION CALIBRATION DATA

Table 1 – Dummy Instrumentation (ES-2re)

			ES-2re S/N _D037__		
			Serial Number	Manufacturer	Calibration Date
Head Accelerometers	Primary	X	T21724	Endevco	2/27/2023
		Y	T22281	Endevco	2/27/2023
		Z	T26050	Endevco	2/27/2023
	Redundant	X	T21682	Endevco	2/27/2023
		Y	T25989	Endevco	2/27/2023
		Z	T25864	Endevco	2/27/2023
Thorax Rib Displacement Potentiometers	Upper	Y	DS-0552-01	Honeywell	2/27/2023
	Middle	Y	DS-807	Honeywell	2/27/2023
	Lower	Y	DS-0552-03	Honeywell	2/27/2023
Abdomen Load Cells	Forward	Y	1440	Denton	8/12/2022
	Middle	Y	1525	Denton	8/12/2022
	Rear	Y	1528	Denton	8/12/2022
Lower Spine Accelerometers (T12)		X	P71278	Endevco	2/27/2023
		Y	P71276	Endevco	2/27/2023
		Z	T23573	Endevco	2/27/2023
Pubic Symphysis Load Cell		Y	3096JFL-456-FY	Denton	8/12/2022

Table 2 – Vehicle Instrumentation

Vehicle Instrumentation		Serial Number	Manufacturer	Calibration Date
Vehicle Center of Gravity	X	A413617	Measurement Specialties	4/10/2023
Vehicle Center of Gravity	Y	G22586	Endevco	4/10/2023
Vehicle Center of Gravity	Z	G22605	Endevco	4/10/2023
Left Floor Sill	Y	G22441	Endevco	3/9/2023
A-Pillar Sill	Y	G22915	Endevco	2/25/2023
A-Pillar Low	Y	A428028	Measurement Specialties	3/17/2023
A-Pillar Mid	Y	A428014	Measurement Specialties	1/3/2023
B-Pillar Sill	Y	A405577	Measurement Specialties	2/25/2023
B-Pillar Low	Y	A290938	Measurement Specialties	2/27/2023
B-Pillar Mid	Y	G22115	Endevco	3/23/2023
Driver Seat	Y	G22798	Endevco	2/6/2023
Engine Top	X	A280853	Measurement Specialties	1/4/2023
Engine Top	Y	A315715	Measurement Specialties	1/4/2023
Firewall	Y	A284233	Measurement Specialties	3/23/2023
Right Roof	Y	G22227	Endevco	1/20/2023
Right Floor Sill	Y	G22649	Endevco	4/11/2023
Rear Floorpan	X	A335451	Measurement Specialties	1/12/2023
Rear Floorpan	Y	A350980	Measurement Specialties	2/9/2023