

REPORT NUMBER: NCAP-KAR-24-001

**NEW CAR ASSESSMENT PROGRAM (NCAP)
FRONTAL BARRIER IMPACT TEST**

**FCA US LLC
2024 JEEP COMPASS 4X4 5-DOOR SUV**

NHTSA NUMBER: M20240300

**PREPARED BY:
APPLUS+ IDIADA KARCO ENGINEERING, LLC.
9270 HOLLY ROAD
ADELANTO, CA 92301**



JUNE 6, 2024

FINAL REPORT

**U.S. DEPARTMENT OF TRANSPORTATION
NATIONAL HIGHWAY TRAFFIC SAFETY ADMINISTRATION
OFFICE OF CRASHWORTHINESS STANDARDS
MAIL CODE : NRM-100
1200 NEW JERSEY AVE, SE
WASHINGTON, DC 20590**

This publication is distributed by the U.S. Department of Transportation, National Highway Traffic Safety Administration, in the interest of information exchange. The opinions, findings and conclusions expressed in this publication are those of the author(s) and not necessarily those of the Department of Transportation or the National Highway Traffic Safety Administration. The United States Government assumes no liability for its contents or use thereof. If trade or manufacturers' names or products are mentioned, it is only because they are considered essential to the object of the publication and should not be construed as an endorsement. The United States Government does not endorse products or manufacturers.




Prepared By: _____

Mr. Rushlan Amin, Project Engineer
Applus+ IDIADA KARCO Engineering, LLC.



Reviewed By: _____

Mr. Alex Beltran, Engineering Manager
Applus+ IDIADA KARCO Engineering, LLC.



Approved By: _____

Mr. Michael L. Dunlap, Director of Operations
Applus+ IDIADA KARCO Engineering, LLC.

Approval Date: _____ June 6, 2024 _____

FINAL REPORT ACCEPTANCE BY OCWS:

Division Chief, New Car Assessment Program
NHTSA, Office of Crashworthiness Standards

Date: _____

COTR, New Car Assessment Program
NHTSA, Office of Crashworthiness Standards

Date: _____

TECHNICAL REPORT DOCUMENTATION PAGE

1. Report No. NCAP-KAR-24-001	2. Government Accession No.	3. Recipient's Catalog No.																																																					
4. Title and Subtitle Final Report of New Car Assessment Program Frontal Impact Testing of a 2024 Jeep Compass 4x4 5-Door SUV NHTSA No. M20240300		5. Report Date June 6, 2024																																																					
		6. Performing Organization Code KAR																																																					
7. Authors Mr. Rushlan Amin, Project Engineer, Applus+IDIADA KARCO Engineering LLC. Mr. Alex Beltran, Engineering Manager, Applus+IDIADA KARCO Engineering LLC.		8. Performing Organization Report No. TR-P44166-01-NC																																																					
9. Performing Organization Name and Address Applus+IDIADA KARCO Engineering, LLC. 9270 Holly Rd. Adelanto, CA 92301		10. Work Unit No.																																																					
		11. Contract or Grant No. 693JJ919D000004																																																					
12. Sponsoring Agency Name and Address U. S. Department of Transportation National Highway Traffic Safety Administration Office of Crashworthiness Standards (NRM-100) 1200 New Jersey Ave., SE Washington, D.C. 20590		13. Type of Report and Period Covered Final Test Report, May 22 - June 6, 2024																																																					
		14. Sponsoring Agency Code NRM-100																																																					
15. Supplementary Notes																																																							
16. Abstract A 56.3 km/h NCAP Frontal Impact Test was conducted on a 2024 Jeep Compass 4x4 5-Door SUV in accordance with the specifications of the Office of Crashworthiness Standards Frontal NCAP Laboratory Test Procedure. The test was conducted at the Applus+ IDIADA KARCO Engineering, LLC. facility in Adelanto, California on May 22, 2024. The impact velocity of the vehicle was 55.64 km/h and the ambient temperature at the barrier face at the time of impact was 26.7°C. The target vehicle's post-test maximum crush was 425 mm at the vehicle's centerline. The test vehicle's performance is as follows:																																																							
<table border="1" style="width: 100%; border-collapse: collapse;"> <thead> <tr> <th rowspan="2">Measurement Description</th> <th rowspan="2">Units</th> <th colspan="2">Driver ATD</th> <th colspan="2">Passenger ATD</th> </tr> <tr> <th>Threshold</th> <th>Result</th> <th>Threshold</th> <th>Result</th> </tr> </thead> <tbody> <tr> <td>Head Injury Criteria (HIC₁₅)</td> <td>N/A</td> <td>700</td> <td>263.384</td> <td>700</td> <td>201.656</td> </tr> <tr> <td>Maximum Chest Compression</td> <td>mm</td> <td>63</td> <td>-26.228</td> <td>52</td> <td>-14.244</td> </tr> <tr> <td>Nij</td> <td>N/A</td> <td>1</td> <td>0.291</td> <td>1</td> <td>0.433</td> </tr> <tr> <td>Neck Tension</td> <td>N</td> <td>4170</td> <td>1057.231</td> <td>2620</td> <td>649.015</td> </tr> <tr> <td>Neck Compression</td> <td>N</td> <td>4000</td> <td>-155.062</td> <td>2520</td> <td>-249.552</td> </tr> <tr> <td>Left Femur Force</td> <td>N</td> <td>10008</td> <td>-1299.520</td> <td>6805</td> <td>-400.015</td> </tr> <tr> <td>Right Femur Force</td> <td>N</td> <td>10008</td> <td>-2253.151</td> <td>6805</td> <td>-603.329</td> </tr> </tbody> </table>				Measurement Description	Units	Driver ATD		Passenger ATD		Threshold	Result	Threshold	Result	Head Injury Criteria (HIC ₁₅)	N/A	700	263.384	700	201.656	Maximum Chest Compression	mm	63	-26.228	52	-14.244	Nij	N/A	1	0.291	1	0.433	Neck Tension	N	4170	1057.231	2620	649.015	Neck Compression	N	4000	-155.062	2520	-249.552	Left Femur Force	N	10008	-1299.520	6805	-400.015	Right Femur Force	N	10008	-2253.151	6805	-603.329
Measurement Description	Units	Driver ATD				Passenger ATD																																																	
		Threshold	Result	Threshold	Result																																																		
Head Injury Criteria (HIC ₁₅)	N/A	700	263.384	700	201.656																																																		
Maximum Chest Compression	mm	63	-26.228	52	-14.244																																																		
Nij	N/A	1	0.291	1	0.433																																																		
Neck Tension	N	4170	1057.231	2620	649.015																																																		
Neck Compression	N	4000	-155.062	2520	-249.552																																																		
Left Femur Force	N	10008	-1299.520	6805	-400.015																																																		
Right Femur Force	N	10008	-2253.151	6805	-603.329																																																		
17. Key Words 56.3 km/h (35 mph) Full Frontal Rigid Barrier Impact Test New Car Assessment Program (NCAP)		18. Distribution Statement National Highway Traffic Safety Administration Technical Information Services Division 1200 New Jersey Ave, SE Washington, DC 20590																																																					
19. Security Classification of this report UNCLASSIFIED	20. Security Classification of this page UNCLASSIFIED	21. No. of Pages 148	22. Price																																																				

TABLE OF CONTENTS

<u>Section</u>		<u>Page No.</u>
1	Purpose and Summary of Test	1
2	Occupant and Vehicle Information / Data Sheets	3

<u>Data Sheet No.</u>		<u>Page No.</u>
1	General Test and Vehicle Parameter Data	4
2	Seat Adjustment, Fuel System, And Steering Wheel Data	8
3	Dummy Longitudinal Clearance Dimensions	10
4	Dummy Lateral Clearance Dimensions	11
5	Seat Belt Positioning Data	12
6	High-Speed Camera Locations and Data	13
7	Vehicle Accelerometer Locations	15
8	Photographic Reference Target Locations	16
9	Load Cell Locations on Fixed Barrier	17
10	Test Vehicle Summary of Results	18
11	Post-Test Observations	19
12	Vehicle Profile Measurements	20
13	Accident Investigation Division Data	22
14	Vehicle Intrusion Measurements	23
15	Summary of Indicant FMVSS 212 and 219 (Partial) Data	25
16	FMVSS 301 Barrier Impact and Static Rollover Results	26
17	Dummy / Vehicle Temperature Stabilization Chart	28

<u>Appendix</u>		<u>Page No.</u>
A	Photographic Documentation	A
B	Dummy Response Data Traces	B
C	Dummy Qualification and Performance Verification Data	C
D	Test Equipment and Instrumentation Calibration	D

SECTION 1

PURPOSE AND SUMMARY OF TEST

PURPOSE

This 56.3 km/h frontal barrier impact test is part of the Vehicle Barrier Impact Testing Program, sponsored by the National Highway Traffic Safety Administration (NHTSA) under contract number 693JJ919D000004. The purpose of this test was to obtain vehicle crashworthiness and occupant restraint system performance data for consumer information purposes.

The 56.3 km/h frontal barrier impact test was conducted in accordance with the Office of Crashworthiness Standards Laboratory Procedure dated May 2018 for NCAP Full Frontal Rigid Barrier Impact Testing.

SUMMARY

A load cell barrier consisting of 176 load cells was impacted by a type of car at a velocity of 55.64 km/h. The test was performed at Applus+ IDIADA KARCO Engineering, LLC. on May 22, 2024. Pre- and post-test photographs of the vehicle and dummies can be found in Appendix A of this report.

One (1) real-time cameras and sixteen (16) high-speed cameras were used to document the frontal barrier impact event. Camera locations and other pertinent camera information can be found in Data Sheet 6 of this report.

One Part HIII 50th percentile male anthropomorphic test device (ATD) was placed in the driver seating position and one Part HIII 5th percentile female ATD was placed in the right-front passenger seating position according to dummy placement instructions specified in the Laboratory Procedure for NCAP Full Frontal Rigid Barrier Impact Testing.

Both ATDs were fully instrumented with head, chest and pelvis tri-axial accelerometers, chest displacement potentiometers, upper neck force transducers, right / left femur load cells, and lower leg instrumentation.

The driver (position 1) ATD (Serial No. 360) and the right-front passenger (position 3) ATD (Serial No. DH1644) were qualified prior to this test. Certification details, along with instrumentation calibration data, are found in Appendix C of this report.

The 105 channels of dummy and vehicle response data were recorded on an on-board data acquisition system. Appendix B contains the dummy response data traces. Appendix D contains a complete list of instrumentation used for dummies and the vehicle.

There was 100 percent windshield retention and intrusion into the protected zone of the windshield during the event. There was no Stoddard solvent leakage after the event or during any phase of the static rollover.

The maximum static crush of the test vehicle was 425 mm at the vehicle's centerline. Both the driver and passenger side doors remained closed during the impact event and were operable after the impact.

The driver's visible contact points were as follows: the driver ATD's head contacted the frontal airbag and headrest. Both left and right knees contacted the knee airbag.

The passenger's visible contact points were as follows: the passenger ATD's head contacted the frontal airbag and headrest. The upper and lower torso contacted the frontal airbag. Both left and right knees contacted the knee bolster.

The occupant data is summarized below:

ATD Position	HIC ₁₅	Nij	Neck Tension (N)	Neck Comp. (N)	3ms Chest Clip (g)	Chest Disp. (mm)	Left Femur (N)	Right Femur (N)
Driver (50th Male)	263.384	0.291	1057.231	-155.062	41.326	-26.228	-1299.520	-2253.151
Passenger (5th Female)	201.656	0.433	649.015	-249.552	39.468	-14.244	-400.015	-603.329

GENERAL COMMENTS:

None

SECTION 2

OCCUPANT AND VEHICLE INFORMATION / DATA SHEETS

Test Vehicle: 2024 Jeep Compass 4x4 5-Door SUV NHTSA No.: M20240300

Test Program: 56.3 km/h Frontal Impact NCAP Test Test Date: 05/22/2024

CONVERSION FACTORS

Quantity	Typical Application	Std Units	Metric Unit	Multiply By
Mass	Vehicle Weight	lb	kg	0.4536
Linear Velocity	Impact Velocity	miles/hr	km/hr	1.609344
Length or Distance	Measurements	in	mm	25.4
Volume	Fuel Systems	gal	liter	3.785
Volume	Small Fluids	oz	mL	29.574
Pressure	Tire Pressures	lb/in ²	kPa	6.895
Temperature	General Use	°F	°C	$=(T_f - 32)/1.8$
Force	Dynamic Forces	lbf	N	4.448
Moment	Torque	lbf-ft	N•m	1.355

DATA SHEET NO. 1

GENERAL TEST AND VEHICLE PARAMETER DATA

Test Vehicle: 2024 Jeep Compass 4x4 5-Door SUV NHTSA No.: M20240300
 Test Program: 56.3 km/h Frontal Impact NCAP Test Test Date: 05/22/2024

TEST VEHICLE INFORMATION AND OPTIONS

NHTSA Number	M20240300
Model Year	2024
Make	Jeep
Model	Compass
Body Style	4x4 5-Door SUV
VIN	3C4NJDBN0RT103566
Body Color	Hydro Blue Pearl
Odometer Reading (km / mi)	92/57
Engine Displacement (L)	2.0
Type / No. of Cylinders	4 Cylinder
Engine Placement	Inline
Transmission Type	Automatic
Transmission Speeds	8
Overdrive	Yes
Final Drive	4WD
Roof Rack	No
Sunroof / T-Top	No
Running Boards	No
Tilt Steering Wheel	Yes
Power Seats	No
Anti-Lock Brakes (ABS)	Yes
Automatic Door Locks (ADLs)	Yes

Traction Control System	Yes
Power Steering	Yes
Power Window Auto-Reverse	Yes
Driver Frontal Airbag	Yes
Driver Curtain Airbag	Yes
Driver Head/Torso Airbag	No
Driver Torso Airbag	No
Driver Torso/Pelvis Airbag	Yes
Driver Pelvis Airbag	No
Driver Knee Airbag	Yes
Front Pass. Frontal Airbag	Yes
Front Pass. Curtain Airbag	Yes
Front Pass. Head/Torso Airbag	No
Front Pass. Torso Airbag	No
Front Pass. Torso/Pelvis Airbag	Yes
Front Pass. Pelvis Airbag	No
Front Pass. Knee Airbag	No
Driver Seat Belt Pretensioner	Yes
Driver Load Limiter	Yes
Front Pass. Seat Belt Pretensioner	Yes
Front Pass. Load Limiter	Yes
Other Safety Restraint	Yes

Does Owner's Manual provide instructions to turn off automatic door locks? No

DATA FROM CERTIFICATION LABEL

Manufactured By	FCA US LLC
Date of Manufacture	Jan-24

GVWR (kg)	2178
GAWR Front (kg)	1180
GAWR Rear (kg)	1080

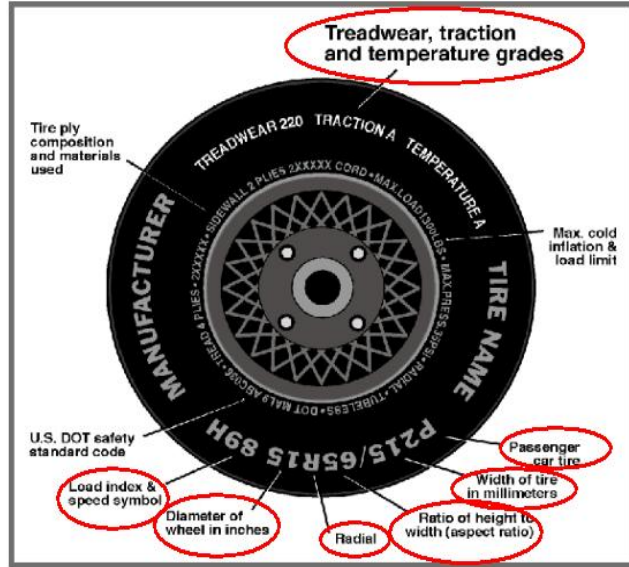
VEHICLE SEATING AND CAPACITY WEIGHT INFORMATION

Measured Parameter	Front	Rear	Third	Total	
Type of Seats	Bucket	Bench			
Designated Seating Capacity	2	3		5	
Capacity Weight (VCW) (kg)				390.0	A
DSC x 68 (kg)				340.0	B
Cargo Weight (RCLW) (kg)				50.0	A-B

DATA SHEET NO. 1 ... (CONTINUED)

GENERAL TEST AND VEHICLE PARAMETER DATA

Test Vehicle: 2024 Jeep Compass 4x4 5-Door SUV NHTSA No.: M20240300
 Test Program: 56.3 km/h Frontal Impact NCAP Test Test Date: 05/22/2024



VEHICLE TIRE INFORMATION

Measured Parameter	Front	Rear
Max. Tire Pressure (kPa)	300	300
Cold Pressure (kPa)	270	250
Recommended Tire Size	225/60 R17	225/60 R17
Tire Size on Vehicle	225/60 R17	225/60 R17
Tire Manufacturer	Firestone	Firestone
Tire Model	Destination LE2	Destination LE2
Treadware	520	520
Traction Grade	A	A
Temperature Grade	B	B
Tire Plies Sidewall	2 Polyester	2 Polyester
Tire Plies Body	2 Polyester, 2 Steel, 1 Nylon	2 Polyester, 2 Steel, 1 Nylon
Load Index/Speed Symbol	99T	99T
Tire Material	Polyester, Steel, Nylon	Polyester, Steel, Nylon
DOT Safety Code Left	V641 DE3 4423	V641 DE3 4423
DOT Safety Code Right	V641 DE3 4423	V641 DE3 4423

DATA SHEET NO. 1 ... (CONTINUED)

GENERAL TEST AND VEHICLE PARAMETER DATA

Test Vehicle: 2024 Jeep Compass 4x4 5-Door SUV NHTSA No.: M20240300
 Test Program: 56.3 km/h Frontal Impact NCAP Test Test Date: 05/22/2024

TEST VEHICLE WEIGHTS

	Units	As Delivered Weights (UWV)			As Tested Weights (ATW)		
		Front Axle	Rear Axle	Total	Front Axle	Rear Axle	Total
Left	kg	512.0	319.0		543.0	387.5	
Right	kg	500.0	301.5		529.0	355.5	
Ratio	%	62.0%	38.0%	100.0%	59.1%	40.9%	100.0%
Total	kg	1012.0	620.5	1632.5	1072.0	743.0	1815.0

TARGET TEST WEIGHT CALCULATION

Measured Parameter	Units	Value	
Total Delivered Weight (UWV)	kg	1632.5	A
Weight of 1 P572E ATD & 1 P572O ATD	kg	141.0	B
Rated Cargo/Luggage Weight (RCLW)	kg	50.0	C
Calculated Vehicle Target Weight (TVTW)	kg	1823.5	A+B+C

TEST VEHICLE ATTITUDES

Condition	Units	LF	RF	LR	RR	CG Aft of Front Axle
As Delivered	mm	775	783	783	787	997
As Tested	mm	774	775	771	773	1073
Post-Test	mm	813	789	779	765	

GENERAL TEST VEHICLE DATA

Measurement Description	Units	Value
Total Vehicle Wheelbase	mm	2624
Total Vehicle Length at Left Side	mm	4288
Total Vehicle Length at Centerline	mm	4397
Total Vehicle Length at Right Side	mm	4291
Weight of Ballast in Cargo Area	kg	41.3
Weight of Vehicle Components Removed	kg	4.0

VEHICLE COMPONENTS REMOVED TO MEET TEST WEIGHT:

Rear headrest (4 kg) was removed.

DATA SHEET NO. 1 ... (CONTINUED)

GENERAL TEST AND VEHICLE PARAMETER DATA

Test Vehicle: 2024 Jeep Compass 4x4 5-Door SUV NHTSA No.: M20240300
Test Program: 56.3 km/h Frontal Impact NCAP Test Test Date: 05/22/2024

TARGET VEHICLE STRUCTURAL MEASUREMENTS

No.	Description	Pre-Test
1	Total Length	4397
2	Total Width	1819
3	Bumper Top Height	751
4	Bumper Bottom Height	584
5	Longitudinal Member Top Height	683
6	Distance Between Longitudinal Members	767
7	Longitudinal Member Width	105
8	Engine Top Height	1072
9	Engine Bottom Height	253
10	Engine and Gearbox Width	546
11	Front Bumper to Engine Distance	374
12	Front Shock Absorber Fixing Height	969
13	Bonnet Leading Edge Height	800
14	Front Shock Absorber Fixing Width	1160
15	Front Bumper to Front Axle Distance	898
16	Front Axle to A-Pillar Distance	498
17	A-Pillar to B-Pillar Distance	1051
18	B-Pillar to Rear Axle Distance	1088
19	B-Pillar to C-Pillar Distance	922
20	Roof Sill Bottom Height	1523
21	Roof Sill Top Height	1615
22	Floor Sill Bottom Height	366
23	Floor Sill Top Height	446

All measurements in millimeters.

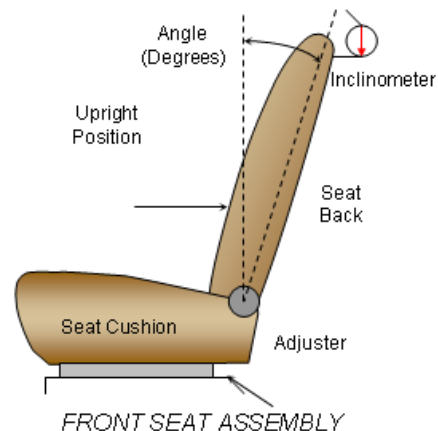
DATA SHEET NO. 2

SEAT ADJUSTMENT, FUEL SYSTEM, AND STEERING WHEEL DATA

Test Vehicle: 2024 Jeep Compass 4x4 5-Door SUV NHTSA No.: M20240300
 Test Program: 56.3 km/h Frontal Impact NCAP Test Test Date: 05/22/2024

NOMINAL DESIGN RIDING POSITION

The procedure for the driver is as follows: the seat back is set to the manufacturer’s designated angle. The procedure for the passenger is as follows: the seat back is set to position the transverse instrumentation platform of the dummy’s head at $0^\circ \pm 0.5^\circ$. Seat back angle is measured at the head restrain post.

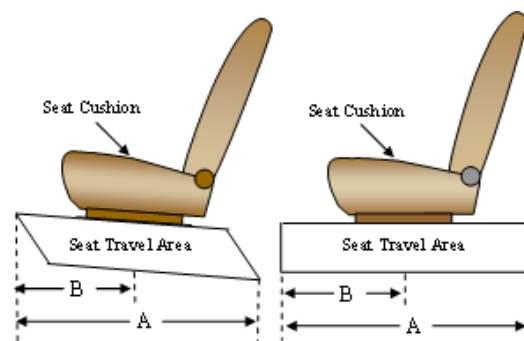


SEAT BACK ANGLE

Seating Position	Degrees
Driver Seat Back Angle	0.8
Passenger Seat Back Angle	2.5

SEAT FORE / AFT POSITIONING

The total seat travel is measured from the forward most possible position to the rear most possible position. The driver’s seat is set to the middle of the fore-aft travel. The passenger’s seat is set to the forward most position where the ATD will not contact any interior panels.



SEAT FORE/AFT POSITIONS

Seating Position	Total Fore-Aft Travel	Placed in Position
Driver Seat	275	137.5
Passenger Seat	220	0

SEAT BELT UPPER ANCHORAGE

The seat belt upper anchorage is positioned to the manufacturer’s design position for a 50th percentile adult male ATD for the driver, and a 5th percentile adult female ATD for the passenger. Position “L” is the lowermost position, followed by position “M1”. Position “H” is the uppermost position.

SEAT BELT UPPER ANCHORAGES

Seating Position	Total No. of Positions	Placed in Position
Driver Seat	4	H
Passenger Seat	4	H

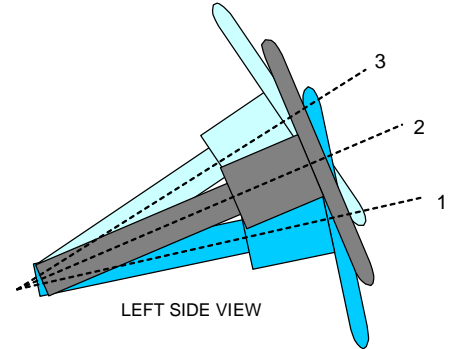
DATA SHEET NO. 2 ... (CONTINUED)

SEAT ADJUSTMENT, FUEL SYSTEM, AND STEERING WHEEL DATA

Test Vehicle: 2024 Jeep Compass 4x4 5-Door SUV NHTSA No.: M20240300
 Test Program: 56.3 km/h Frontal Impact NCAP Test Test Date: 05/22/2024

STEERING COLUMN ADJUSTMENT

Steering wheel and column adjustments are made so that the steering wheel hub is at the geometric center of the locus it describes when moved through its full range of motion. A digital inclinometer is used to measure a plate which is placed across the rim of the steering wheel for angular measurements.



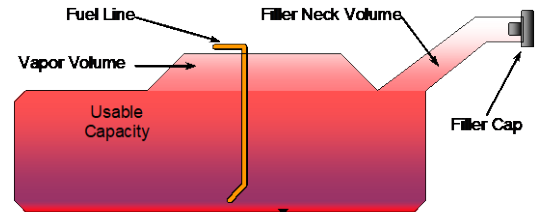
LEFT SIDE VIEW
STEERING COLUMN ASSEMBLY

STEERING COLUMN POSITIONING

	Degrees	Fore-Aft Position (mm)
Lowermost Position, No. 1	66.4	117
Geometric Center Position, No. 2	64.0	144
Uppermost Position, No. 3	61.5	170
Telescoping Steering Wheel Travel		53
Test Position	64.0	144

FUEL PUMP

The vehicle is equipped with an electric fuel pump. The pump will work at "ignition on" until pressure in the system has reached working pressure in the system; then it will stop pumping fuel until the engine has been started.



VEHICLE FUEL TANK ASSEMBLY

FUEL TANK CAPACITY

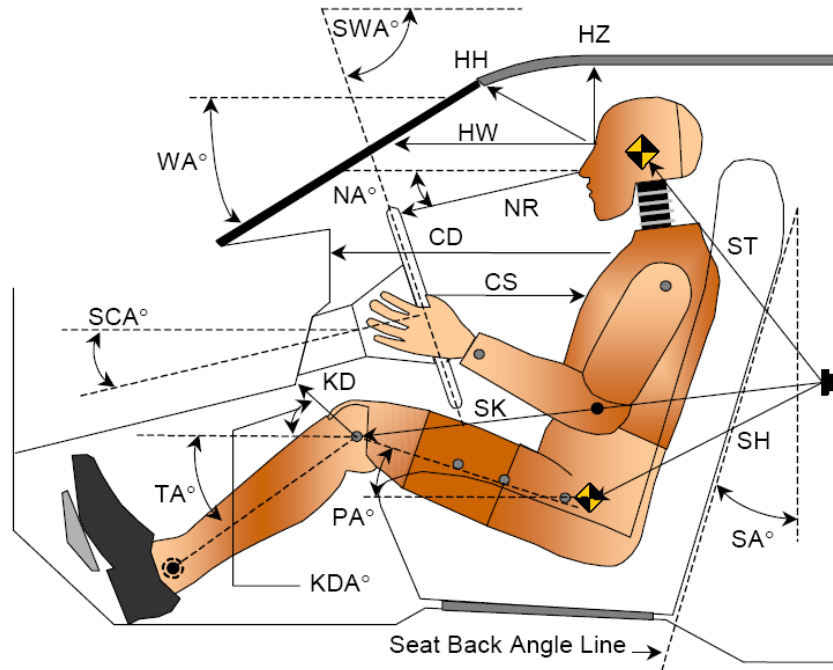
Description	Liters
Usable Capacity of "Standard Tank" (see Form No. 1)	51.10
Usable Capacity of "Optional Tank" (see Form No. 1)	
Usable Capacity of "Standard Tank" (see Owner's Manual)	51.10
Usable Capacity of "Optional Tank" (see Owner's Manual)	
93% of Usable Capacity	47.52
Actual amount of Solvent Used in Test	47.52
1/3 of Usable Capacity	17.03

Is the Actual Amount of Solvent Used in the test equal to 93% ± 1% of the Usable Capacity stated in the Form No. 1? Yes No

DATA SHEET NO. 3

DUMMY LONGITUDINAL CLEARANCE DIMENSIONS

Test Vehicle: 2024 Jeep Compass 4x4 5-Door SUV NHTSA No.: M20240300
 Test Program: 56.3 km/h Frontal Impact NCAP Test Test Date: 05/22/2024



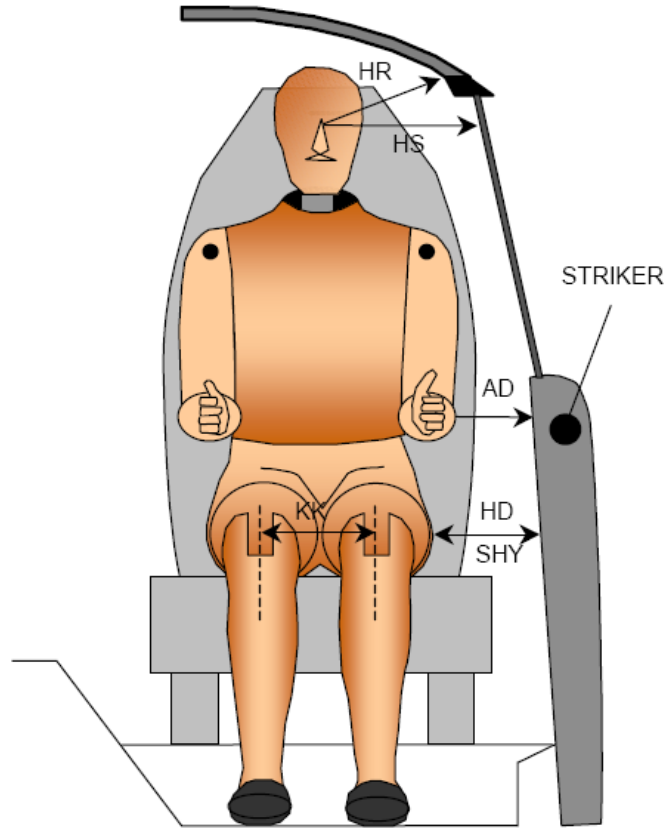
LEFT SIDE VIEW

Code	Measurement Description	Driver		Passenger	
		Length (mm)	Angle (°)	Length (mm)	Angle (°)
WA°	Windshield Angle		27.8		
SWA°	Steering Wheel Angle		63.2		
SCA°	Steering Column Angle		26.1		
SA°	Seat Back Angle (On Seatback Post)		0.8		2.5
HZ	Head to Roof	215	90.0	275	90.0
HH	Head to Header	368	29.8	325	44.4
HW	Head to Windshield	738	0.0	655	0.0
NR	Nose to Rim	395	2.3	460	35.3
CD	Chest to Dash	603	0.0	379	
CS	Chest to Steering Hub	295	0.0		
RA	Rim to Abdomen	192	21.7		
KDL	Left Knee to Dash	188	26.2	133	32.0
KDR	Right Knee to Dash	166	23.1	144	27.0
PA°	Pelvic Angle		23.1		21.8
TA°	Tibia Angle		49.5		55.7
SK	Striker to Knee	642	4	750	6
ST	Striker to Head	618	77	593	65
SH	Striker to H-Point	314	37	400	19

DATA SHEET NO. 4

DUMMY LATERAL CLEARANCE DIMENSIONS

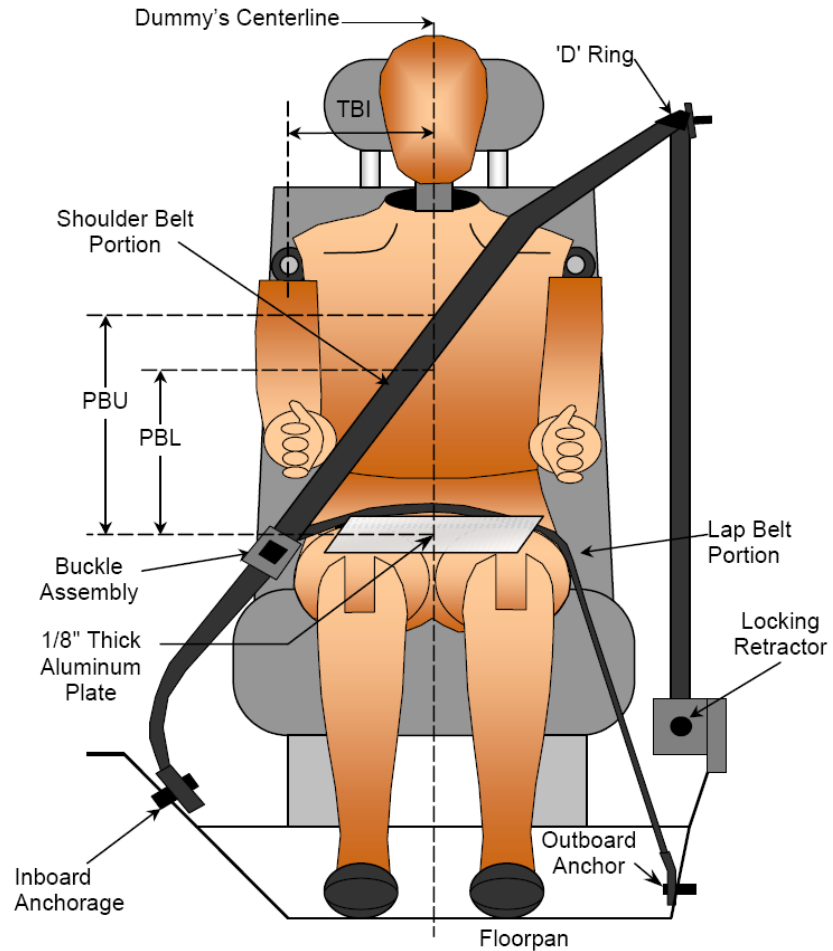
Test Vehicle: 2024 Jeep Compass 4x4 5-Door SUV NHTSA No.: M20240300
 Test Program: 56.3 km/h Frontal Impact NCAP Test Test Date: 05/22/2024



Code	Description	Driver (mm)	Passenger (mm)
AD	Arm to Door	54	91
HD	H-Point to Door	152	175
HR	Head to Side Header	242	308
HS	Head to Side Window	351	391
KK	Knee to Knee	340	170
SHY	Striker to H-Point (Y-Direction)		
AA	Ankle to Ankle	325	170

DATA SHEET NO. 5
SEAT BELT POSITIONING DATA

Test Vehicle: 2024 Jeep Compass 4x4 5-Door SUV NHTSA No.: M20240300
 Test Program: 56.3 km/h Frontal Impact NCAP Test Test Date: 05/22/2024



FRONT VIEW OF DUMMY

SEAT BELT POSITIONING MEASUREMENTS

Code	Measurement Description	Units	Driver	Passenger
PBU	Top Surface of Aluminum Plate to Belt Upper Edge	mm	228	305
PBL	Top Surface of Aluminum Plate to Belt Lower Edge	mm	160	208

BELT LENGTH DATA

Measurement Description	Units	Driver	Passenger
Shoulder Belt Length as Measured on ATD	mm	850	972
Lap Belt Length as Measured on ATD	mm	661	845
Remainder of Belt on Reel	mm		734
Total Belt Length for Continuous Webbing Systems	mm		2551

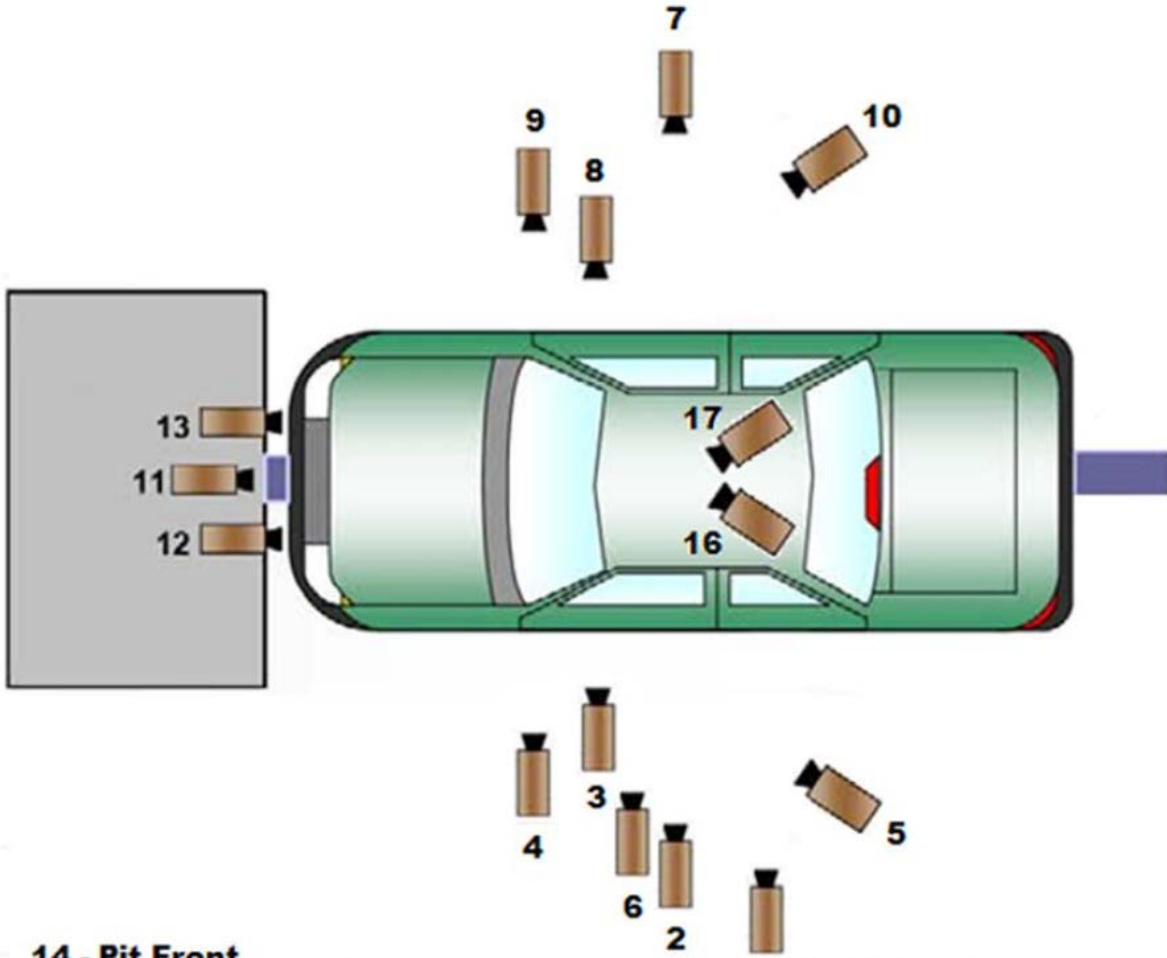
DATA SHEET NO. 6

HIGH-SPEED CAMERA LOCATIONS AND DATA

Test Vehicle: 2024 Jeep Compass 4x4 5-Door SUV NHTSA No.: M20240300

Test Program: 56.3 km/h Frontal Impact NCAP Test Test Date: 05/22/2024

CAMERA POSITIONS FOR FRONTAL IMPACTS



14 - Pit Front

15 - Pit Rear

16 & 17 - Driver and Passenger Onboard

1- Real Time Camera

***Camera locations are approximate and not to scale*

DATA SHEET NO. 6 ... (CONTINUED)

HIGH-SPEED CAMERA LOCATIONS AND DATA

Test Vehicle: 2024 Jeep Compass 4x4 5-Door SUV NHTSA No.: M20240300
 Test Program: 56.3 km/h Frontal Impact NCAP Test Test Date: 05/22/2024

CAMERA LOCATIONS

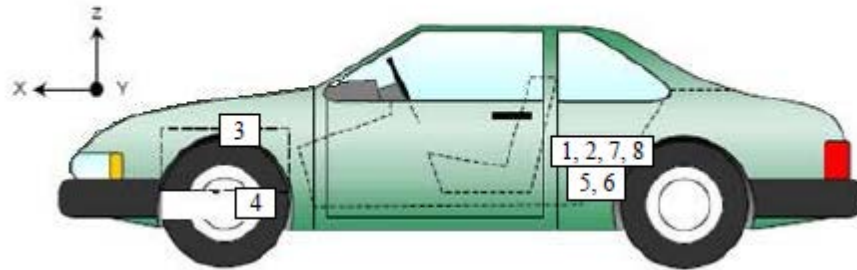
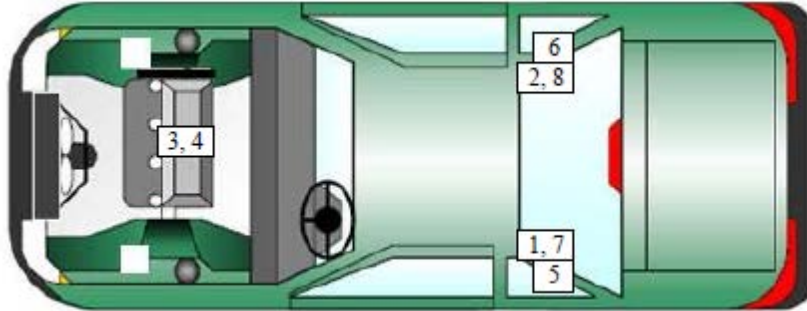
No.	Description	Location (mm)			Lens (mm)	Speed (fps)
		X	Y	Z		
1	Real-Time Left Overall	-11412	-8150	-1484		30
2	Left Overall	-2456	-7975	-1025	20	1000
3	Driver Close-Up	-2590	-7950	-1371	50	1000
4	Left Front Half	-1701	-6197	-1701	35	1000
5	Left Angle	-6696	-10308	-3211	105	1000
6	Steering Column	-1966	-10412	-3688	35	1000
7	Right Overall	-2336	7569	-1012	20	1000
8	Passenger Close-Up	-1733	7581	-1408	50	1000
9	Right Front Half	-1600	8214	-1811	35	1000
10	Right Angle	-6217	9516	-4830	85	1000
11	Windshield	-354	0	-5749	28	1000
12	Driver Windshield	297	-366	-2460	24	1000
13	Passenger Windshield	297	366	-2460	24	1000
14	Pit Front	-756	0	1495	21	1000
15	Pit Rear	-3398	0	1495	15	1000
16	Driver Onboard	-2796	-247	-1721	8	1000
17	Passenger Onboard	-2796	247	-1721	8	1000

Coordinates: +X = forward impact plane
 +Y = right of monorail center
 +Z = into ground

DATA SHEET NO. 7

VEHICLE ACCELEROMETER LOCATIONS

Test Vehicle: 2024 Jeep Compass 4x4 5-Door SUV NHTSA No.: M20240300
 Test Program: 56.3 km/h Frontal Impact NCAP Test Test Date: 05/22/2024



VEHICLE ACCELEROMETER PRE-TEST LOCATIONS

No.	Description	Location		
		X	Y	Z
1	Left Rear Accelerometer X-Direction	1664	-719	-513
2	Right Rear Accelerometer X-Direction	1664	719	-513
3	Engine Top X	3721	30	-876
4	Engine Bottom X	3645	0	-203
5	Left Rear Accelerometer Z-Direction	1664	-719	-513
6	Right Rear Accelerometer Z-Direction	1664	719	-513
7	Left Rear Accelerometer X-Direction Redundant	1664	-719	-513
8	Right Rear Accelerometer X-Direction Redundant	1664	719	-513

Reference Points: X – Rear Surface of Vehicle (+ forward)
 Y – Vehicle Centerline (+ to right)
 Z – Ground Plane (+ down)

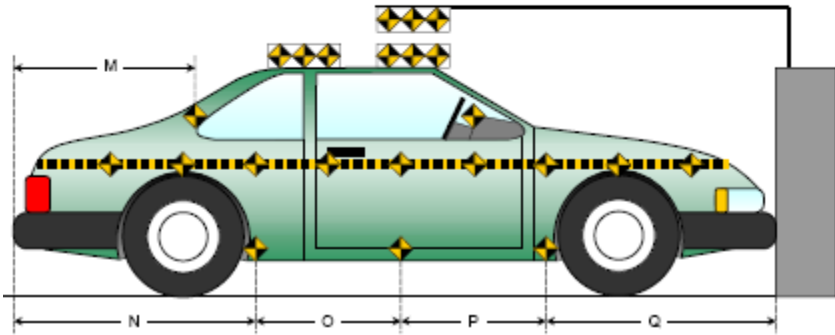
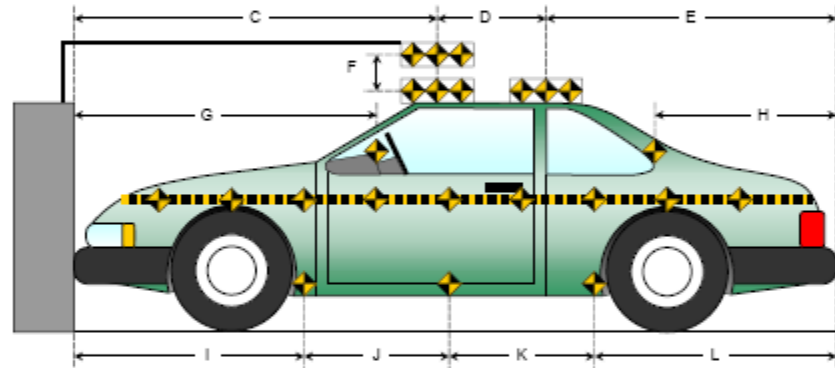
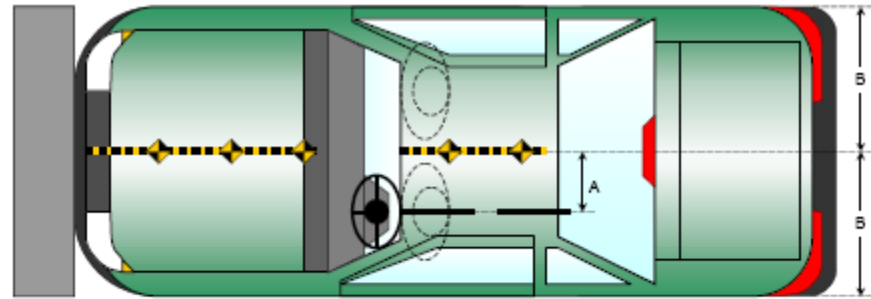
DATA SHEET NO. 8

PHOTOGRAPHIC REFERENCE TARGET LOCATIONS

Test Vehicle: 2024 Jeep Compass 4x4 5-Door SUV NHTSA No.: M20240300

Test Program: 56.3 km/h Frontal Impact NCAP Test Test Date: 05/22/2024

Item	Value
A	370
B	910
C	2313
D	567
E	1517
F	307
G	N/A
H	549
I	1587
J	841
K	823
L	1146
M	549
N	1146
O	823
P	841
Q	1587



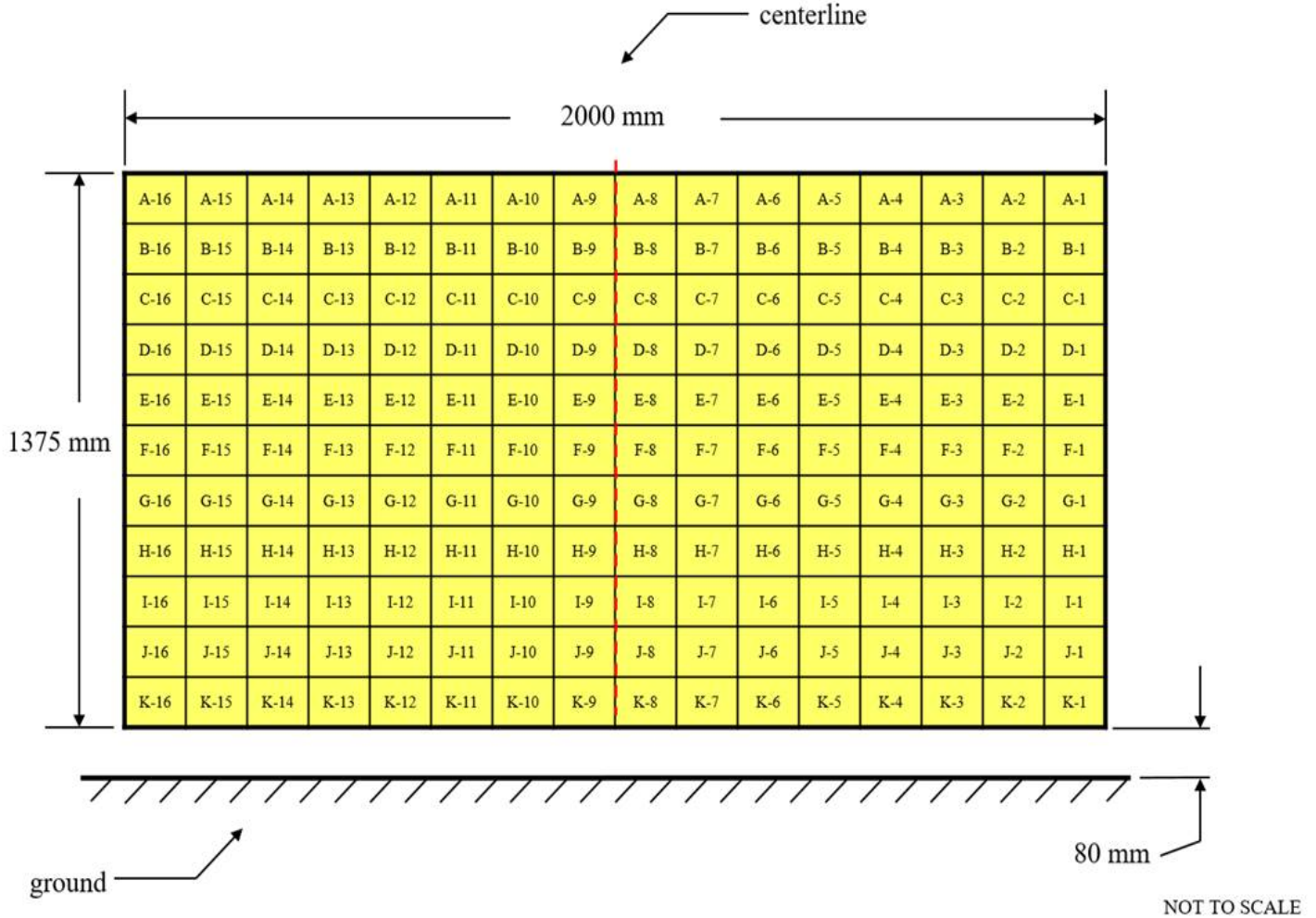
All measurements in millimeters.

DATA SHEET NO. 9

LOAD CELL LOCATIONS ON FIXED BARRIER

Test Vehicle: 2024 Jeep Compass 4x4 5-Door SUV NHTSA No.: M20240300

Test Program: 56.3 km/h Frontal Impact NCAP Test Test Date: 05/22/2024



DATA SHEET NO. 10

TEST VEHICLE SUMMARY OF RESULTS

Test Vehicle: 2024 Jeep Compass 4x4 5-Door SUV NHTSA No.: M20240300
Test Program: 56.3 km/h Frontal Impact NCAP Test Test Date: 05/22/2024

INSTRUMENTATION

Driver Dummy Sensors	47
Passenger Dummy Sensors	47
Vehicle Structure Accelerometers	8
Seat Belt Load Cells	4
Load Cell Barrier	528
Total	634

CAMERA COVERAGE

High-Speed Vehicle On Board	2
High-Speed Off Board	14
Real Time	1
Total	17

DATA SHEET NO. 11
POST-TEST OBSERVATIONS

Test Vehicle: 2024 Jeep Compass 4x4 5-Door SUV NHTSA No.: M20240300
 Test Program: 56.3 km/h Frontal Impact NCAP Test Test Date: 05/22/2024

TEST DUMMY INFORMATION AND CONTACT LOCATIONS

Description	Driver	Passenger
Dummy Type/Serial No.	HIII 50th Percentile Male ATD / 360	HIII 5th Percentile Female ATD / DH1644
Head Contact	Frontal Airbag, Headrest	Frontal Airbag, Headrest
Upper Torso Contact	Frontal Airbag	Frontal Airbag
Lower Torso Contact	Frontal Airbag	Frontal Airbag
Left Knee Contact	Knee Airbag	Knee Bolster
Right Knee Contact	Knee Airbag	Knee Bolster

DOOR OPENING, TRUNK OPENING, AND SEAT TRACK INFORMATION

Description	Driver	Passenger
Locked / Unlocked Doors	Unlocked	Unlocked
Front Door Opening	Remained closed, latched, and operational	Remained closed, latched, and operational
Rear Door Opening	Remained closed, latched, and operational	Remained closed, latched, and operational
Trunk/Hatch/Tailgate Opening	None	
Seat Track Shift (mm)	0	0
Seat Back Movement from Initial Position	None	None

OTHER VEHICLE POST-TEST OBSERVATIONS

Critical Areas of Performance	Observations and Conclusions
Windshield Damage	Slight crack on passenger side
Window Damage	None
Other Notable Effects	None

VEHICLE REBOUND FROM BARRIER

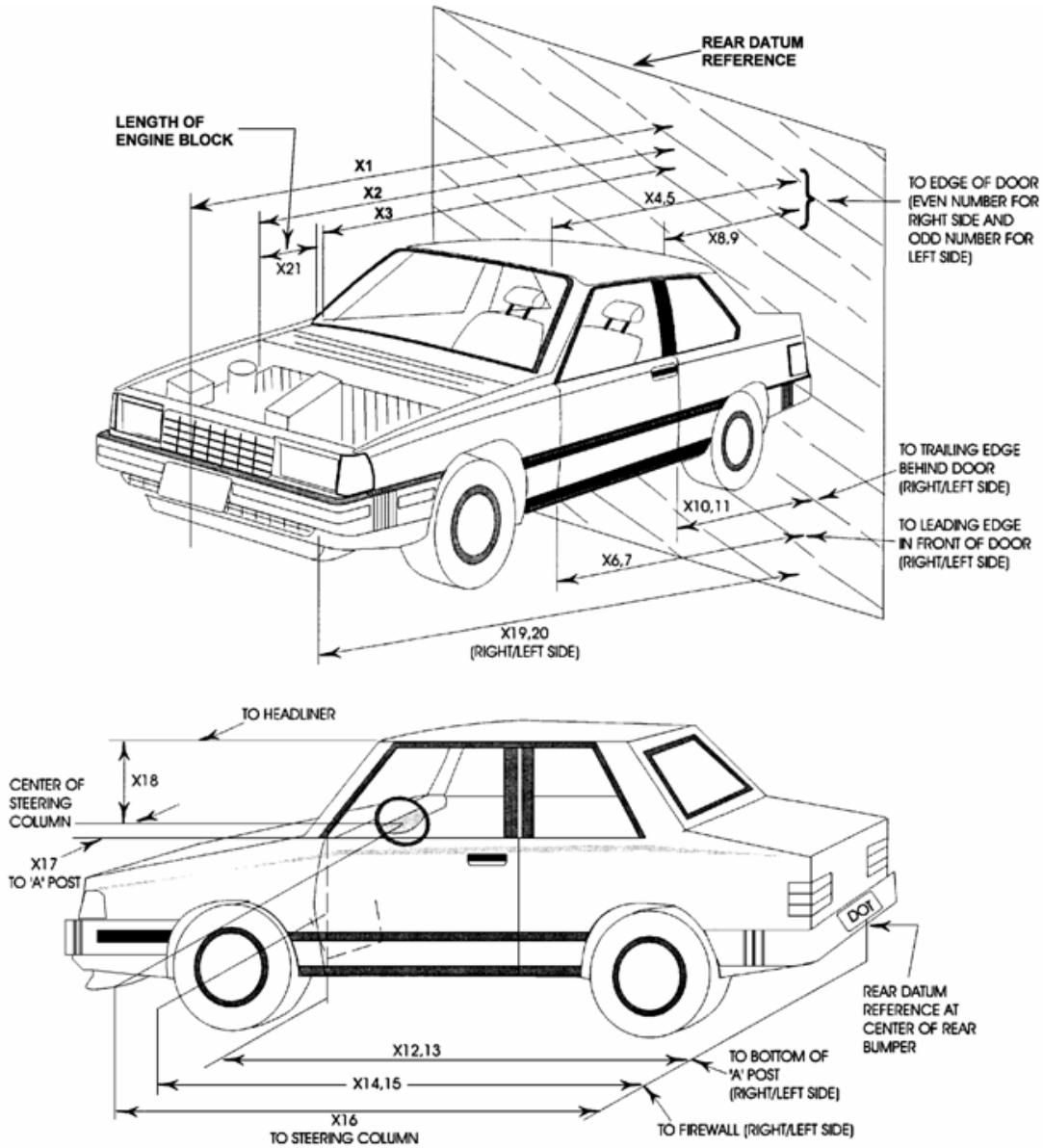
Measured Parameter	Units	Value
Left Side	mm	2545
Center	mm	2040
Right Side	mm	2540
Average	mm	2375

SUPPLEMENTAL RESTRAINT SYSTEM INFORMATION

Restraint Type	Driver		Passenger	
	Installed	Operated	Installed	Operated
Front Airbag	Yes	Yes	Yes	Yes
Side Airbag 1 (Curtain)	Yes	No	Yes	No
Side Airbag 2 (Torso/Pelvis)	Yes	No	Yes	No
Knee Airbag	Yes	Yes	No	
Seat Belt Pretensioner	Yes	Yes	Yes	Yes
Seat Belt Load Limiter	Yes	Yes	Yes	Yes

DATA SHEET NO. 12
VEHICLE PROFILE MEASUREMENTS

Test Vehicle: 2024 Jeep Compass 4x4 5-Door SUV NHTSA No.: M20240300
 Test Program: 56.3 km/h Frontal Impact NCAP Test Test Date: 05/22/2024



DATA SHEET NO. 12 ... (CONTINUED)

VEHICLE PROFILE MEASUREMENTS

Test Vehicle: 2024 Jeep Compass 4x4 5-Door SUV NHTSA No.: M20240300

Test Program: 56.3 km/h Frontal Impact NCAP Test Test Date: 05/22/2024

No.	Description	Pre-Test	Post-Test	Change
1	Total Length of Vehicle at Centerline	4475	4158	-317
2	Rear Surface of Vehicle to Front of Engine	3955	3707	-248
3	RSOV to Firewall	3339	3316	-23
4	RSOV to Upper Leading Edge of Right Door	3033	3035	2
5	RSOV to Upper Leading Edge of Left Door	3034	3035	1
6	RSOV to Lower Leading Edge of Right Door	2998	3000	2
7	RSOV to Lower Leading Edge of Left Door	3002	3003	1
8	RSOV to Upper Trailing Edge of Right Door	1884	1886	2
9	RSOV to Upper Trailing Edge of Left Door	1884	1884	0
10	RSOV to Lower Trailing Edge of Right Door	1914	1914	0
11	RSOV to Lower Trailing Edge of Left Door	1915	1916	1
12	RSOV to Bottom of A-Pillar, Right Side	2970	2972	2
13	RSOV to Bottom of A-Pillar, Left Side	2977	2976	-1
14	RSOV to Firewall, Right Side	3339	3316	-23
15	RSOV to Firewall, Left Side	3343	3329	-14
16	RSOV to Steering Column	2526	2588	62
17	Center of Steering Column to A-Pillar	444	389	-55
18	Center of Steering Column to Headliner	511	538	27
19	RSOV to Right Side of Front Bumper	3879	3749	-130
20	RSOV to Left Side of Front Bumper	3880	3621	-259
21	Length of Engine Block	489	393	-96
RD	RSOV to Right Side of Dash Panel	2796	2798	2
CD	RSOV to Center of Dash Panel	2642	2766	124
LD	RSOV to Left Side of Dash Panel	2796	2797	1

All measurements in millimeters.

DATA SHEET NO. 13

ACCIDENT INVESTIGATION DIVISION DATA

Test Vehicle: 2024 Jeep Compass 4x4 5-Door SUV NHTSA No.: M20240300
 Test Program: 56.3 km/h Frontal Impact NCAP Test Test Date: 05/22/2024

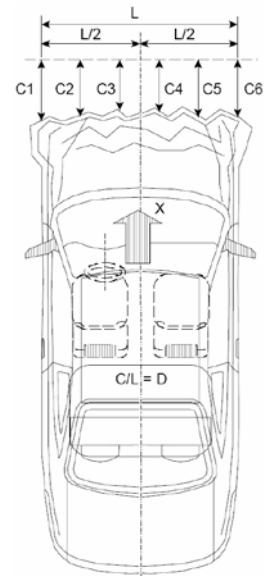
VEHICLE INFORMATION

VIN: 3C4NJDBN0RT103566 Wheelbase (mm): 2624
 Vehicle Size Category: SUV Test Weight (kg): 1815.0

ACCELEROMETER DATA

Accelerometer Locations: Left Rear Crossmember
 Cal. Procedure/Interval: Vibration Test / 6 months
 Integration Algorithm: NHTSA Standard
 Impact Velocity (km/h): 55.64
 Velocity Change (km/h): 66.18
 Time of Separation (msec): 66.5

Linearity: Good



CRUSH PROFILE

Collision Deformation Classification: 12FDEW3
 Midpoint of Damage: Vehicle Centerline
 Damage Region Length (mm): 1192
 Impact Mode: Full Frontal

No.	Measurement Description	Units	Pre-Test	Post-Test	Crush
C1	Crush Zone 1 at Left Side	mm	117	459	342
C2	Crush Zone 2 at Left Side	mm	10	383	373
C3	Crush Zone 3 at Left Side	mm	2	372	370
C4	Crush Zone 4 at Right Side	mm	1	363	362
C5	Crush Zone 5 at Right Side	mm	11	359	348
C6	Crush Zone 6 at Right Side	mm	112	365	253
L	C1 to C6	mm	1192		

DATA SHEET NO. 14

VEHICLE INTRUSION MEASUREMENTS

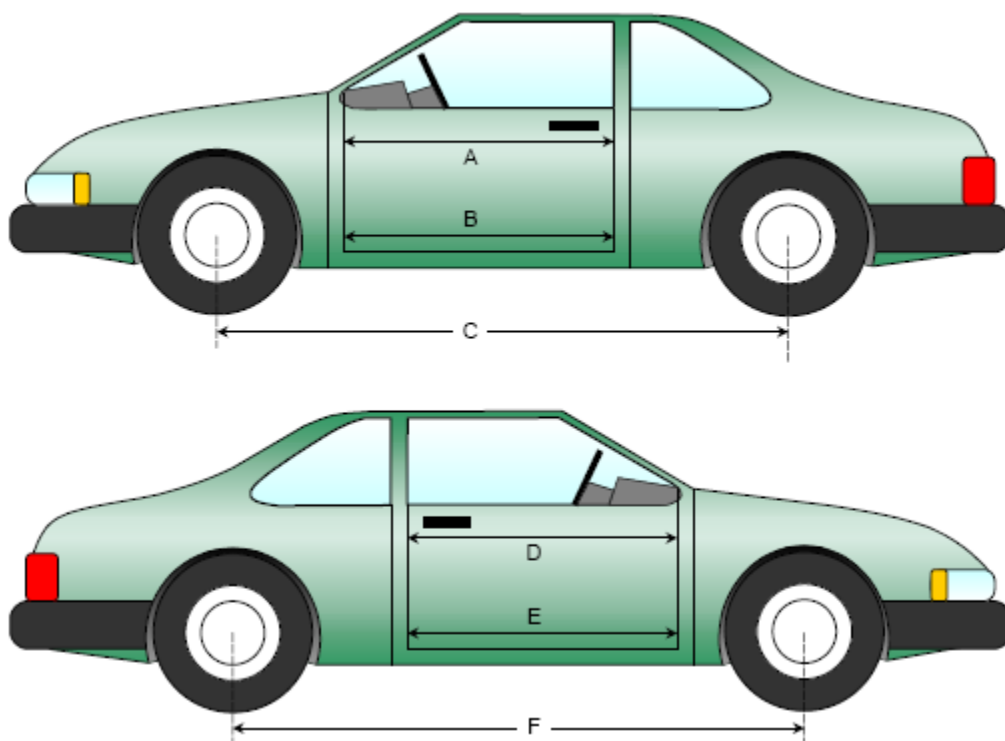
Test Vehicle: 2024 Jeep Compass 4x4 5-Door SUV NHTSA No.: M20240300
 Test Program: 56.3 km/h Frontal Impact NCAP Test Test Date: 05/22/2024

DOOR OPENING WIDTH

Item	Description	Units	Pre-Test	Post-Test	Change
A	Left Side Upper	mm	1150	1151	1
B	Left Side Lower	mm	1087	1087	0
D	Right Side Upper	mm	1149	1149	0
E	Right Side Lower	mm	1084	1085	1

WHEELBASE MEASUREMENTS

Item	Description	Units	Pre-Test	Post-Test	Change
C	Left Side Wheelbase	mm	2624		-2624
F	Right Side Wheelbase	mm	2624		-2624



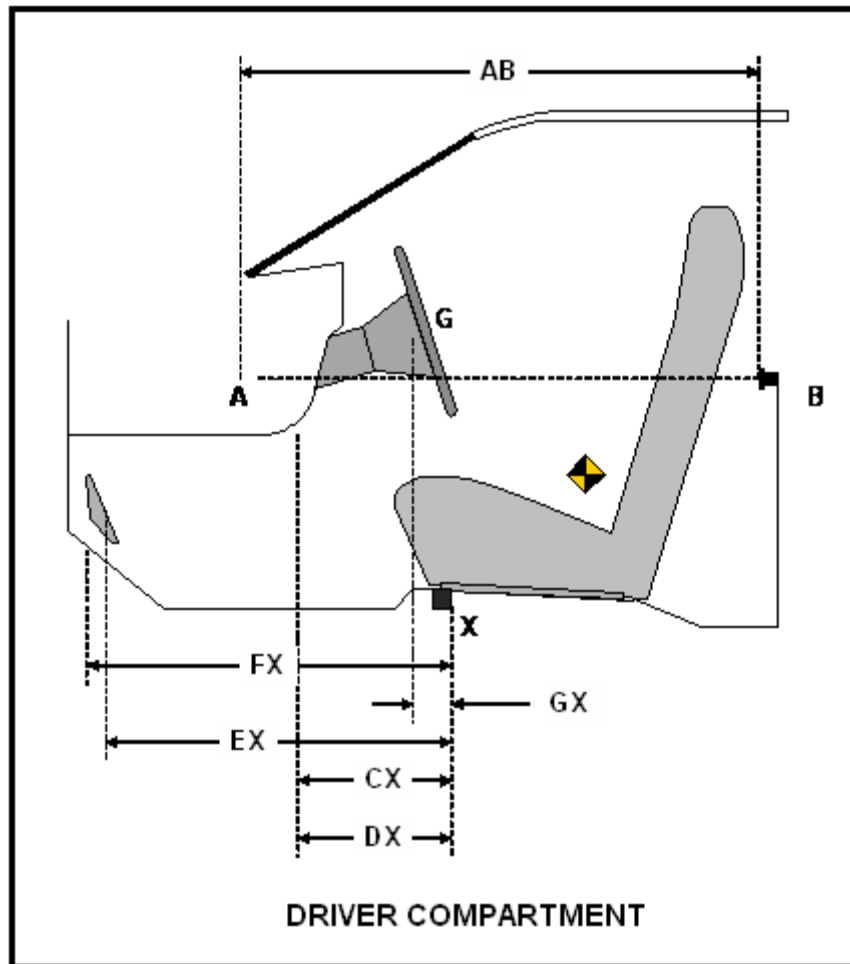
DATA SHEET NO. 14 ... (CONTINUED)
VEHICLE INTRUSION MEASUREMENTS

Test Vehicle: 2024 Jeep Compass 4x4 5-Door SUV NHTSA No.: M20240300
 Test Program: 56.3 km/h Frontal Impact NCAP Test Test Date: 05/22/2024

DRIVER COMPARTMENT INTRUSION

Item	Description	Units	Pre-Test	Post-Test	Change
AB	Door Opening (Inside Window Jam)	mm	1038	1037	-1
CX	Left Knee Bolster to X	mm	249	250	1
DX	Right Knee Bolster to X	mm	252	244	-8
EX	Brake Pedal to X	mm	547	559	12
FX	Foot Rest to X	mm	554	541	-13
GX	Center of Steering Wheel Hub to X	mm	20	80	60

X = Front of Seat Track (Stationary)



DATA SHEET NO. 15

SUMMARY OF INDICANT FMVSS 212 AND 219 (PARTIAL) DATA

Test Vehicle: 2024 Jeep Compass 4x4 5-Door SUV NHTSA No.: M20240300
 Test Program: 56.3 km/h Frontal Impact NCAP Test Test Date: 05/22/2024

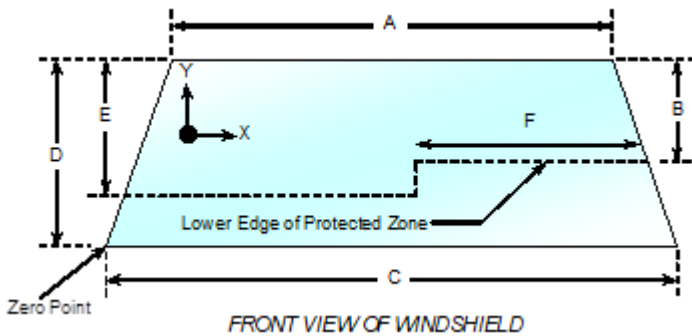
Windshield Mounting Details: Windshield glass is secured to the vehicle frame with rubber molding and rubber cement.

The standard requires that the post-test retention measurement be a minimum of 75% of the pre-test total periphery measurement for vehicles not equipped with occupant passive restraints and 50% for each side of the windshield for vehicles which are equipped with occupant passive restraints.

Temperature of windshield molding during test: 21.5°C

WINDSHIELD PERIPHERY MEASUREMENTS

Measurement	Pre-Test (mm)	Post-Test (mm)	% Retention
Left Side	2032	2032	100.0%
Right Side	2032	2032	100.0%
Total	4064	4064	100.0%



Item	Units	Value
A	mm	1210
B	mm	425
C	mm	1460
D	mm	900
E	mm	510
F	mm	530

AREAS OF PROTECTED ZONE FAILURES

A. Provide Coordinates of the area that the protected zone was penetrated more than 0.25 inches by a vehicle component other than one that is normally in contact with the windshield.

X	Y

B. Provide coordinates of the area beneath the protected zone that the inner surface of the windshield was penetrated by a vehicle component.

X	Y

DATA SHEET NO. 16

FMVSS 301 BARRIER IMPACT AND STATIC ROLLOVER RESULTS

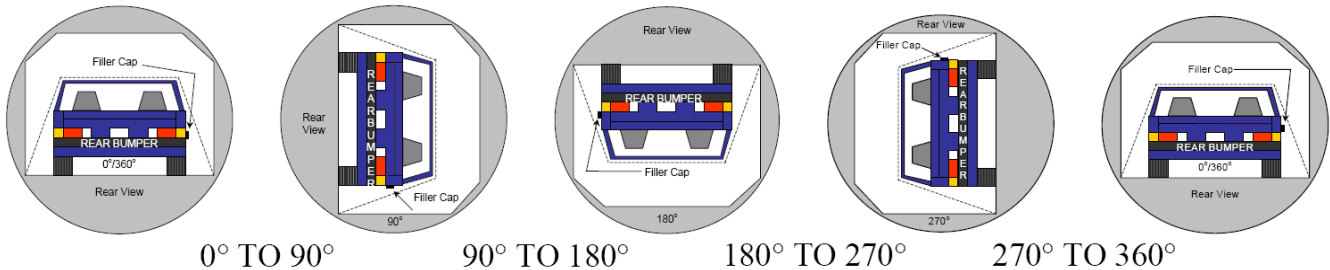
Test Vehicle: 2024 Jeep Compass 4x4 5-Door SUV NHTSA No.: M20240300
 Test Program: 56.3 km/h Frontal Impact NCAP Test Test Date: 05/22/2024

FMVSS 301 FUEL SYSTEM INTEGRITY POST IMPACT DATA

Temperature at Time of Impact: 26.7 °C Test Time: 5:30 PM

Stoddard Solvent Spillage Measurements

- A. From impact until vehicle motion ceases: N/A oz.
(Maximum allowable = 1 oz.)
- B. For the 5 minute period after motion ceases: N/A oz.
(Maximum allowable = 5 oz.)
- C. For the following 25 minutes: N/A oz.
(Maximum allowable = 1 oz./minute)
- D. Spillage: _____



- The specified fixture rollover rate for each 90° of rotation is 60 to 180 seconds.
- The position hold time at each position is 300 seconds (minimum).
- Details of Stoddard solvent spillage: N/A

SOLVENT COLLECTION TIME TABLE IN SECONDS

Test Phase	Rotation Time	Hold Time	Total Time
0° To 90°	83	300	383
90° To 180°	80	300	380
180° To 270°	80	300	380
270° To 360°	81	300	381

DATA SHEET NO. 16 ... (CONTINUED)

FMVSS 301 BARRIER IMPACT AND STATIC ROLLOVER RESULTS

Test Vehicle: 2024 Jeep Compass 4x4 5-Door SUV NHTSA No.: M20240300

Test Program: 56.3 km/h Frontal Impact NCAP Test Test Date: 05/22/2024

FMVSS 301 SPILLAGE TABLE

Test Phase	First 5 Minutes	Sixth Minute	Seventh Minute	Eighth Minute
0° To 90°				
90° To 180°				
180° To 270°				
270° To 360°				

SOLVENT SPILLAGE LOCATION TABLE

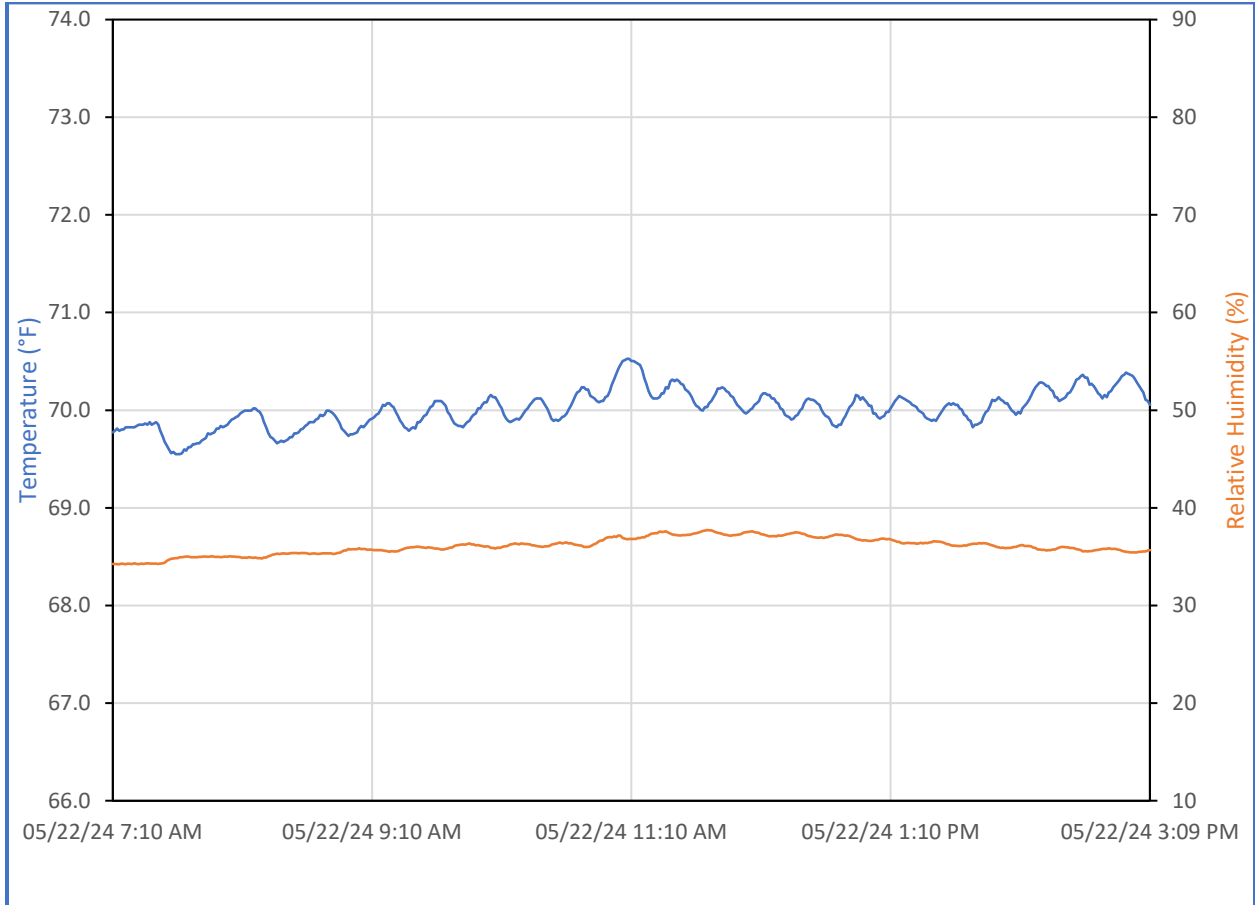
Test Phase	Spillage Location
0° To 90°	
90° To 180°	
180° To 270°	
270° To 360°	

DATA SHEET NO. 17

DUMMY / VEHICLE TEMPERATURE STABILIZATION CHART

Test Vehicle: 2024 Jeep Compass 4x4 5-Door SUV NHTSA No.: M20240300

Test Program: 56.3 km/h Frontal Impact NCAP Test Test Date: 05/22/2024



APPENDIX A
PHOTOGRAPHIC DOCUMENTATION

TABLE OF PHOTOGRAPHS

Figure		Page
1	Load Cell Location	A-1
2	Pre-Test Load Cell Wall	A-1
3	Post-Test Load Cell Wall	A-2
4	Manufacturer's Label	A-2
5	Tire Placard	A-3
6	2024 Jeep Compass 4x4 5-Door SUV Frontal as Delivered	A-3
7	Left Rear $\frac{3}{4}$ View, as Received	A-4
8	Pre-Test Front View of Test Vehicle	A-4
9	Post-Test Front View of Test Vehicle	A-5
10	Pre-Test Left View of Test Vehicle	A-5
11	Post-Test Left View of Test Vehicle	A-6
12	Pre-Test Right View of Test Vehicle	A-6
13	Post-Test Right View of Test Vehicle	A-7
14	Pre-Test Right Front $\frac{3}{4}$ View	A-7
15	Post-Test Right Front $\frac{3}{4}$ View	A-8
16	Pre-Test Left Rear $\frac{3}{4}$ View	A-8
17	Post-Test Left Rear $\frac{3}{4}$ View	A-9
18	Pre-Test Windshield View	A-9
19	Post-Test Windshield View	A-10
20	Pre-Test Engine Compartment View	A-10
21	Post-Test Engine Compartment View	A-11
22	Pre-Test Fuel Filler Cap View	A-11
23	Post-Test Fuel Filler Cap View	A-12
24	Pre-Test Front Underbody View	A-12
25	Post-Test Front Underbody View	A-13
26	Pre-Test Rear Underbody View	A-13
27	Post-Test Rear Underbody View	A-14
28	Pre-Test Dummy Cable Routing	A-14
29	Post-Test Dummy Cable Routing	A-15
30	Pre-Test Driver Dummy Front View	A-15
31	Post-Test Driver Dummy Front View	A-16
32	Pre-Test Driver Dummy Window View	A-16
33	Post-Test Driver Dummy Window View	A-17
34	Pre-Test Driver Dummy and Vehicle Interior View	A-17
35	Post-Test Driver Dummy and Vehicle Interior View	A-18
36	Pre-Test Driver's Seat Fore-Aft Markings	A-18

TABLE OF PHOTOGRAPHS ... (CONTINUED)

<u>Figure</u>		<u>Page</u>
37	Post-Test Driver's Seat Fore-Aft Markings	A-19
38	Pre-Test View of Belt Anchorage for Driver Dummy	A-19
39	Post-Test View of Belt Anchorage for Driver Dummy	A-20
40	Pre-Test View of Belt Buckle and Latch Plate for Driver Dummy	A-20
41	Post-Test View of Belt Buckle and Latch Plate for Driver Dummy	A-21
42	Pre-Test Driver Dummy Feet	A-21
43	Post-Test Driver Dummy Feet	A-22
44	Pre-Test Driver's Side Knee Bolster	A-22
45	Post-Test Driver's Side Knee Bolster	A-23
46	Pre-Test Driver's Side Floorpan	A-23
47	Post-Test Driver's Side Floorpan	A-24
48	Post-Test Driver Dummy Face	A-24
49	Post-Test Driver Dummy Contact with Airbag	A-25
50	Post-Test Driver Dummy Contact with Headrest	A-25
51	Pre-Test View of the Steering Wheel	A-26
52	Post-Test View of the Steering Wheel	A-26
53	Pre-Test Passenger Dummy Front View	A-27
54	Post-Test Passenger Dummy Front View	A-27
55	Pre-Test Passenger Dummy Window View	A-28
56	Post-Test Passenger Dummy Window View	A-28
57	Pre-Test Passenger Dummy and Vehicle Interior View	A-29
58	Post-Test Passenger Dummy and Vehicle Interior View	A-29
59	Pre-Test Passenger's Seat Fore-Aft Markings	A-30
60	Post-Test Passenger's Seat Fore-Aft Markings	A-30
61	Pre-Test View of Belt Anchorage for Passenger Dummy	A-31
62	Post-Test View of Belt Anchorage for Passenger Dummy	A-31
63	Pre-Test View of Belt Buckle and Latch Plate for Passenger Dummy	A-32
64	Post-Test View of Belt Buckle and Latch Plate for Passenger Dummy	A-32
65	Pre-Test Passenger Dummy Feet	A-33
66	Post-Test Passenger Dummy Feet	A-33
67	Pre-Test Passenger's Side Knee Bolster	A-34
68	Post-Test Passenger's Side Knee Bolster	A-34
69	Pre-Test Passenger's Side Floorpan	A-35
70	Post-Test Passenger's Side Floorpan	A-35
71	Post-Test Passenger Dummy Face	A-36
72	Post-Test Passenger Dummy Contact with Airbag	A-36

TABLE OF PHOTOGRAPHS ... (CONTINUED)

<u>Figure</u>		<u>Page</u>
73	Post-Test Passenger Dummy Contact with Headrest	A-37
74	Photograph of Ballast Installed in Vehicle	A-37
75	Post-Test Stoddard Solvent Spillage Location View	A-38
76	Post-Test Speed Trap Read-Out	A-38
77	Vehicle at 0° on Static Rollover Device	A-39
78	Vehicle at 90° on Static Rollover Device	A-39
79	Vehicle at 180° on Static Rollover Device	A-40
80	Vehicle at 270° on Static Rollover Device	A-40
81	Vehicle at 360° on Static Rollover Device	A-41
82	2024 Jeep Compass 4x4 5-Door SUV Frontal Impact Event	A-41
83	Monroney Label Photograph	A-42




FIGURE 1. Load Cell Location




FIGURE 2. Pre-Test Load Cell Wall




FIGURE 3. Post-Test Load Cell Wall



FIGURE 4. Manufacturer's Label

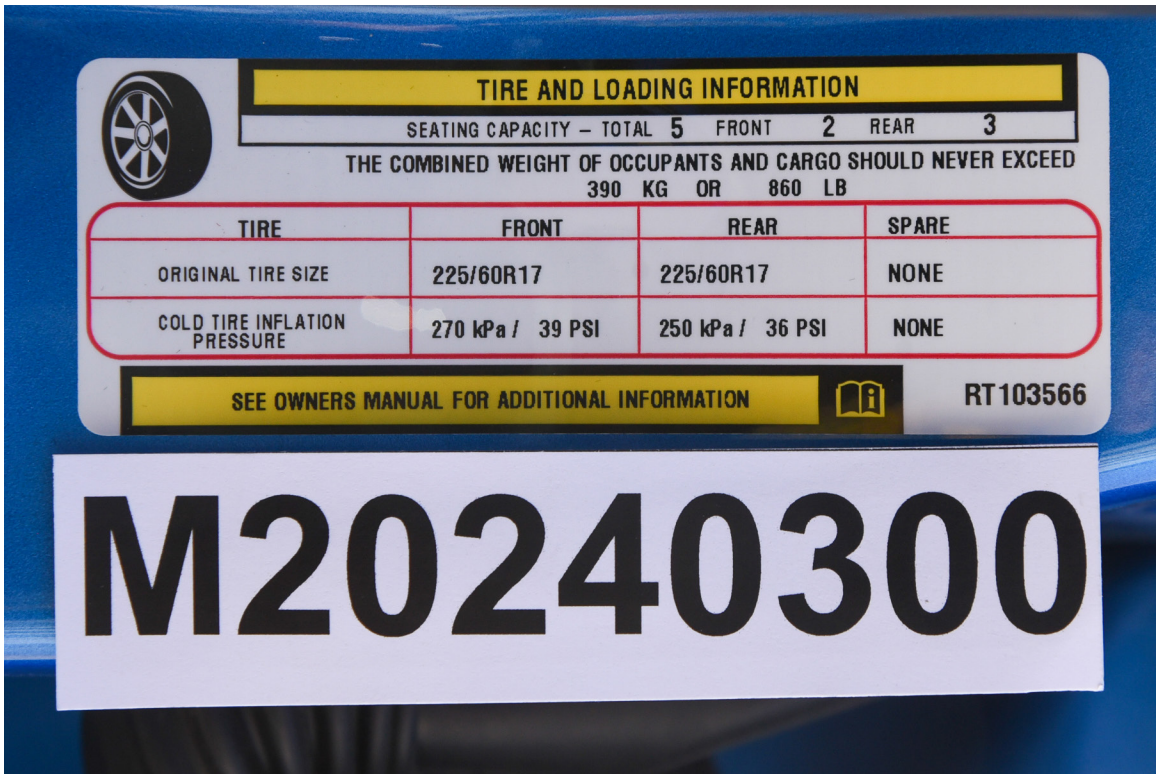


FIGURE 5. Tire Placard



FIGURE 6.2024 Jeep Compass Frontal As Delivered



FIGURE 7. Left Rear 3/4 View, As Received



FIGURE 8. Pre-Test Front View of Test Vehicle



FIGURE 9. Post-Test Front View of Test Vehicle



FIGURE 10. Pre-Test Left View of Test Vehicle



FIGURE 11. Post-Test Left View of Test Vehicle



FIGURE 12. Pre-Test Right View of Test Vehicle



FIGURE 13. Post-Test Right Vehicle of Test Vehicle



FIGURE 14. Pre-Test Right Front 3/4 View



FIGURE 15. Post-Test Right Front 3/4 View



FIGURE 16. Pre-Test Left Rear 3/4 View



FIGURE 17. Post-Test Left Rear 3/4 View



FIGURE 18. Pre-Test Windshield View



FIGURE 19. Post-Test Windshield View



FIGURE 20. Pre-Test Engine Compartment View



FIGURE 21. Post-Test Engine Compartment View



FIGURE 22. Pre-Test Fuel Filler Cap View



FIGURE 23. Post-Test Fuel Filler Cap View




FIGURE 24. Pre-Test Front Underbody View




FIGURE 25. Post-Test Front Underbody View




FIGURE 26. Pre-Test Rear Underbody View




FIGURE 27. Post-Test Rear Underbody View



FIGURE 28. Pre-Test Dummy Cable Routing



FIGURE 29. Post-Test Dummy Cable Routing



FIGURE 30. Pre-Test Driver Dummy Front View



FIGURE 31. Post-Test Driver Dummy Front View



FIGURE 32. Pre-Test Driver Dummy Window View



FIGURE 33. Post-Test Driver Dummy Window View



FIGURE 34. Pre-Test Driver Dummy and Vehicle Interior View



FIGURE 35. Post-Test Driver Dummy and Vehicle Interior View



FIGURE 36. Pre-Test Driver's Seat Fore-Aft Markings



FIGURE 37. Post-Test Driver's Seat Fore-Aft Markings



FIGURE 38. Pre-Test View of Belt Anchorage for Driver Dummy



FIGURE 39. Post-Test View of Belt Anchorage for Driver Dummy



FIGURE 40. Pre-Test View of Belt Buckle and Latch Plate for Driver Dummy



FIGURE 41. Post-Test View of Belt Buckle and Latch Plate for Driver Dummy



FIGURE 42. Pre-Test Driver Dummy Feet



FIGURE 43. Post-Test Driver Dummy Feet



FIGURE 44. Pre-Test Driver's Side Knee Bolster



FIGURE 45. Post-Test Driver's Side Knee Bolster



FIGURE 46. Pre-Test Driver's Side Floorpan



FIGURE 47. Post-Test Driver's Side Floorpan



FIGURE 48. Post-Test Driver Dummy Face



FIGURE 49. Post-Test Driver Dummy Contact with Airbag



FIGURE 50. Post-Test Driver Dummy Contact with Headrest



FIGURE 51. Pre-Test View of the Steering Wheel



FIGURE 52. Post-Test View of the Steering Wheel



FIGURE 53. Pre-Test Passenger Dummy Front View



FIGURE 54. Post-Test Passenger Dummy Front View



FIGURE 55. Pre-Test Passenger Dummy Window View



FIGURE 56. Post-Test Passenger Dummy Window View



FIGURE 57. Pre-Test Passenger Dummy and Vehicle Interior View



FIGURE 58. Post-Test Passenger Dummy and Vehicle Interior View



FIGURE 59. Pre-Test Passenger's Seat Fore-Aft Markings



FIGURE 60. Post-Test Passenger's Seat Fore-Aft Markings



FIGURE 61. Pre-Test View of Belt Anchorage for Passenger Dummy



FIGURE 62. Post-Test View of Belt Anchorage for Passenger Dummy



FIGURE 63. Pre-Test View of Belt Buckle and Latch Plate for Passenger Dummy



FIGURE 64. Post-Test View of Belt Buckle and Latch Plate for Passenger Dummy



FIGURE 65. Pre-Test Passenger Dummy Feet



FIGURE 66. Post-Test Passenger Dummy Feet



FIGURE 67. Pre-Test Passenger's Side Knee Bolster



FIGURE 68. Post-Test Passenger's Side Knee Bolster



FIGURE 69. Pre-Test Passenger's Side Floorpan



FIGURE 70. Post-Test Passenger's Side Floorpan



FIGURE 71. Post-Test Passenger Dummy Face



FIGURE 72. Post-Test Passenger Dummy Contact with Airbag



FIGURE 73. Post-Test Passenger Dummy Contact with Headrest




FIGURE 74. Photograph of Ballast Installed in Vehicle

Photograph Not Applicable

No Stoddard Solvent Spillage

FIGURE 75. Post-Test Stoddard Solvent Spillage Location View



FIGURE 76. Post-Test Speed Trap Read-Out



FIGURE 77. Vehicle at 0° on Static Rollover Device



FIGURE 78. Vehicle at 90° on Static Rollover Device




FIGURE 79. Vehicle at 180° on Static Rollover Device



FIGURE 80. Vehicle at 270° on Static Rollover Device



FIGURE 81. Vehicle at 360° on Static Rollover Device



FIGURE 82. 2024 Jeep Compass Frontal Impact Event

Jeep 2024 MODEL YEAR
COMPASS LATITUDE 4X4

THIS VEHICLE IS MANUFACTURED TO MEET SPECIFIC UNITED STATES REQUIREMENTS. THIS VEHICLE IS NOT MANUFACTURED FOR SALE OR REGISTRATION OUTSIDE OF THE UNITED STATES.

MANUFACTURER'S SUGGESTED RETAIL PRICE OF THIS MODEL, INCLUDING DEALER PREPARATION

Base Price: **\$30,170**

JEEP COMPASS LATITUDE 4X4

Exterior Color: Hydro Blue Pearl-Coat Exterior Paint
Interior Color: Black Interior Color
Interior: Premium Cloth Vinyl Bucket Seats
Engine: 2.0L I4 DOHC DI Turbo Engine with Stop/Start
Transmission: 8-Speed Automatic 8F30 1 Transmission

STANDARD EQUIPMENT (UNLESS REPLACED BY OPTIONAL EQUIPMENT)

FUNCTIONAL/SAFETY FEATURES

Advanced Multistage Front Air Bags

Supplemental Side-Curtain Front and Rear Air Bags

Supplemental Front Seat-Mounted Side Air Bags

Full-Speed Forward-Collision Warning Plus

Blind-Spot and Cross-Path Detection

Active Lane-Management System

Pedestrian / Cyclist Emergency Braking

Rear-Seat Reminder Alert

Drowsy Driver Detection

Push-Button Start

Automatic Headlamps

Speed Control

Advanced Brake-Assist

Speed-Sensitive Power-Locks

ParkView® Rear Back-Up Camera

Rear Window Defroster

Deep-Tint Sunscreen Glass

Solar-Terminator System

Fog and Cornering Lamps

Rear-View Day / Night Mirror

Front Door Passive Entry and Lock

Performance Anti-Lock 4-Wheel Disc Brakes

INTERIOR FEATURES

Uconnect® 5 with 10.1-inch Touch Screen Display

SiriusXM® with 3-Month Radio Sub Call 800-643-2112

Apple CarPlay®

Google Android Auto™

Handsfree Phone and Audio

Steering-Wheel-Mounted Audio Controls

Illuminated Entry

Power Front Windows with 1-Touch Up & Down

Rear 60/40 Folding Seat

Front Height-Adjustable Shoulder Belts

6 Speakers

Front Row USB Type A and C

Second Row USB Type A Charge-Only

Jeep Clean Air System

Front and Rear Floor Mats

EXTERIOR FEATURES

Black Side Roof Rails

Power-Adjusting Mirrors

Exterior Mirrors with Heating Element

LED Reflector Headlamps

Bright Day Light Opening Moldings

Daytime Running Lamp System

Electronic Stability Control

Electric Park Brake

Electronic Roll Mitigation

OPTIONAL EQUIPMENT (May Replace Standard Equipment)

Hydro Blue Pearl-Coat Exterior Paint \$595

Customer Preferred Package 29J

DESTINATION CHARGE \$1,595

TOTAL PRICE: * \$32,360

WARRANTY COVERAGE

5-year or 60,000-mile Powertrain Limited Warranty.

3-year or 36,000-mile Basic Limited Warranty.

Ask Dealer for a copy of the limited warranties or see your owner's manual for details.

**5 YEAR / 60,000 MILE
POWERTRAIN WARRANTY**

Interior Features

Uconnect® 5 with 10.1-inch Touch Screen Display

SiriusXM® with 3-Month Radio Sub Call 800-643-2112

Apple CarPlay®

Google Android Auto™

Handsfree Phone and Audio

Steering-Wheel-Mounted Audio Controls

Illuminated Entry

Power Front Windows with 1-Touch Up & Down

Assembly Point/Port of Entry: TOLUCA, MEXICO

VIN: 3C4-NDENORT-103566 14-100K 8314

SHIP TO: 42149 38
Inventory/Dealer Stock-Home Run
210 GOLDENWILE RD
TOWANSON, PA 18848-9227

SOLD TO: 38 4249
Inventory/Dealer Stock-Home Run
210 GOLDENWILE RD
TOWANSON, PA 18848-9227

THIS LABEL IS ADDED TO THIS VEHICLE BY COMPANY FROM FOREIGN LAW. THE LABEL CANNOT BE REMOVED OR ALTERED FROM THE VEHICLE BY THE BUYER OR PURCHASER.

*MSRP. EXcludes LOCAL, STATE, AND FEDERAL TAXES AND DEALER SERVICE FEE.

DESTINATION CHARGE AND FEE. EXCLUDES TAXES AND DEALER SERVICE FEE.

MSRP. EXCLUDES LOCAL, STATE, AND FEDERAL TAXES AND DEALER SERVICE FEE.

DESTINATION CHARGE AND FEE. EXCLUDES TAXES AND DEALER SERVICE FEE.

For more information visit: www.jeep.com
or call 1-877-IAM-JEEP

FCA US LLC

EPA DOT Fuel Economy and Environment Gasoline Vehicle

These estimates reflect new EPA methods beginning with 2017 models. Small SUV 4WD range from 14 to 123 MPG. The best vehicle rates 140 MPG.

Fuel Economy **27** **24** **32** **MPG**
combined city/hwy city highway
3.7 gallons per 100 miles

You spend \$250 more in fuel costs over 5 years compared to the average new vehicle.

Annual fuel Cost \$2,000

Fuel Economy & Greenhouse Gas Rating (tailpipe only) **Smog Rating** (tailpipe only)

This vehicle emits 320 grams CO2 per mile. The best emits 0 grams per mile (tailpipe only). Producing and distributing fuel also causes emissions, learn more at fuelconomy.gov

Actual results will vary for many reasons, including driving conditions and how you drive and maintain your vehicle. The average new vehicle gets 28 MPG and cost \$8,700 to fuel over 5 years. Cost estimates are based on 15,000 miles per year at \$3.00 per gallon. MPGe to miles per gasoline gallon equivalent. Vehicle emissions are a significant cause of climate change and smog.

fuelconomy.gov
Calculate personalized estimates and compare vehicles.

GOVERNMENT 5-STAR SAFETY RATINGS

Overall Vehicle Score Not Rated
Based on the combined ratings of frontal, side and rollover. Should ONLY be compared to other vehicles of similar size and weight.

Frontal Crash	Driver	Passenger	Not Rated
Based on the risk of injury in a frontal impact. Should ONLY be compared to other vehicles of similar size and weight.	★★★★	★★★★	★★★★
Side Crash	Front seat	Rear seat	★★★★
Based on the risk of injury in a side impact.	★★★★	★★★★	★★★★
Rollover	★★★		
Based on the risk of rollover in a single-vehicle crash.			

Star ratings range from 1 to 5 stars (★★★★★) with 5 being the highest. Source: National Highway Traffic Safety Administration (NHTSA) www.safercar.gov or 1-888-327-4236

The safety ratings above are based on Federal Government tests of particular vehicles equipped with certain features and options. The performance of this vehicle may differ.

PARTS CONTENT INFORMATION FOR VEHICLES IN THIS COUNTRY:

U.S./CANADIAN PARTS CONTENT: 21%

MAJOR SOURCES OF FOREIGN PARTS CONTENT:

MEXICO: 69%

NOTE: PARTS CONTENT DOES NOT INCLUDE FINAL ASSEMBLY, DISTRIBUTION, OR OTHER NON-PARTS COSTS.

FOR THIS VEHICLE:

FINAL ASSEMBLY POINT: TOLUCA, MEXICO
COUNTRY OF ORIGIN: ITALY
TRANSMISSION: UNITED STATES

VEHICLE PROTECTION
A PRODUCT OF FCA US LLC

Ask for Mopar Vehicle Protection for your vehicle. We Built It. We Back It.

FIGURE 83. Monroney Label Photograph

APPENDIX B
DUMMY RESPONSE DATA TRACES

TABLE OF DATA PLOTS

Plot		Page
1	Driver Head Acceleration X Primary	B-1
2	Driver Head Acceleration Y Primary	B-1
3	Driver Head Acceleration Z Primary	B-1
4	Driver Head Resultant Acceleration Primary	B-1
5	Driver Chest X Deflection	B-2
6	Driver Upper Neck Force X	B-3
7	Driver Upper Neck Force Z	B-3
8	Driver Upper Neck Moment Y	B-3
9	Driver Nij	B-3
10	Driver Chest Acceleration X Primary	B-4
11	Driver Chest Acceleration Y Primary	B-4
12	Driver Chest Acceleration Z Primary	B-4
13	Driver Chest Resultant Acceleration Primary	B-4
14	Driver Left Femur Force Z	B-5
15	Driver Right Femur Force Z	B-5
16	Passenger Head Acceleration X Primary	B-6
17	Passenger Head Acceleration Y Primary	B-6
18	Passenger Head Acceleration Z Primary	B-6
19	Passenger Head Resultant Acceleration Primary	B-6
20	Passenger Chest X Deflection	B-7
21	Passenger Upper Neck Force X	B-8
22	Passenger Upper Neck Force Z	B-8
23	Passenger Upper Neck Moment Y	B-8
24	Passenger Nij	B-8
25	Passenger Chest Acceleration X Primary	B-9
26	Passenger Chest Acceleration Y Primary	B-9
27	Passenger Chest Acceleration Z Primary	B-9
28	Passenger Chest Resultant Acceleration Primary	B-9
29	Passenger Left Femur Force Z	B-10
30	Passenger Right Femur Force Z	B-10

The following additional dummy and vehicle response data can be found in the R&D section of the NHTSA website at www.nhtsa.gov

Driver Head X Acceleration Redundant
Driver Head Y Acceleration Redundant
Driver Head Z Acceleration Redundant
Driver Upper Neck Force Y
Driver Upper Neck Moment X
Driver Upper Neck Moment Z
Driver Chest X Acceleration Redundant
Driver Chest Y Acceleration Redundant
Driver Chest Z Acceleration Redundant
Driver Pelvis X
Driver Pelvis Y
Driver Pelvis Z
Driver Left Femur Force Z Redundant
Driver Right Femur Force Z Redundant
Driver Left Upper Tibia Moment X
Driver Left Upper Tibia Moment Y
Driver Left Upper Tibia Force Z
Driver Left Lower Tibia Moment X
Driver Left Lower Tibia Moment Y
Driver Left Lower Tibia Force Z
Driver Right Upper Tibia Moment X
Driver Right Upper Tibia Moment Y
Driver Right Upper Tibia Force Z
Driver Right Lower Tibia Moment X
Driver Right Lower Tibia Moment Y
Driver Right Lower Tibia Force Z
Driver Left Foot Fore Z
Driver Left Foot Aft X
Driver Left Foot Aft Z
Driver Right Foot Fore Z
Driver Right Foot Aft X
Driver Right Foot Aft Z
Driver Shoulder Belt Force
Driver Lap Belt Force
Driver Head Angular Velocity X
Driver Head Angular Velocity Y
Driver Head Angular Velocity Z
Passenger Head X Acceleration Redundant
Passenger Head Y Acceleration Redundant
Passenger Head Z Acceleration Redundant
Passenger Upper Neck Force X
Passenger Upper Neck Force Z
Passenger Upper Neck Moment Y

Passenger Chest X Acceleration Redundant
Passenger Chest Y Acceleration Redundant
Passenger Chest Z Acceleration Redundant
Passenger Pelvis X
Passenger Pelvis Y
Passenger Pelvis Z
Passenger Left Femur Force Redundant
Passenger Right Femur Force Redundant
Passenger Left Upper Tibia Moment X
Passenger Left Upper Tibia Moment Y
Passenger Left Upper Tibia Force Z
Passenger Left Lower Tibia Moment X
Passenger Left Lower Tibia Moment Y
Passenger Left Lower Tibia Force Z
Passenger Right Upper Tibia Moment X
Passenger Right Upper Tibia Moment Y
Passenger Right Upper Tibia Force Z
Passenger Right Lower Tibia Moment X
Passenger Right Lower Tibia Moment Y
Passenger Right Lower Tibia Force Z
Passenger Left Foot Fore Z
Passenger Left Foot Aft X
Passenger Left Foot Aft Z
Passenger Right Foot Fore Z
Passenger Right Foot Aft X
Passenger Right Foot Aft Z
Passenger Shoulder Belt Force
Passenger Lap Belt Force
Passenger Head Angular Velocity X
Passenger Head Angular Velocity Y
Passenger Head Angular Velocity Z
Left Rear Seat Crossmember X
Left Rear Seat Crossmember Z
Right Rear Seat Crossmember X
Right Rear Seat Crossmember Z
Left Rear Seat Crossmember X Redundant
Right Rear Seat Crossmember X Redundant
Vehicle Engine Top X
Vehicle Engine Bottom X
Load Cell Barrier Forces and Moments

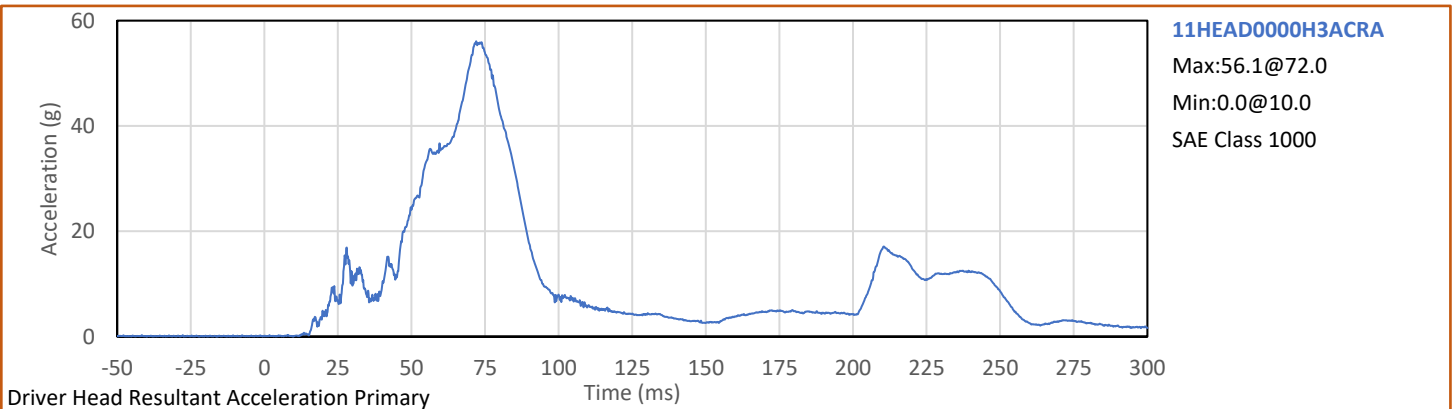
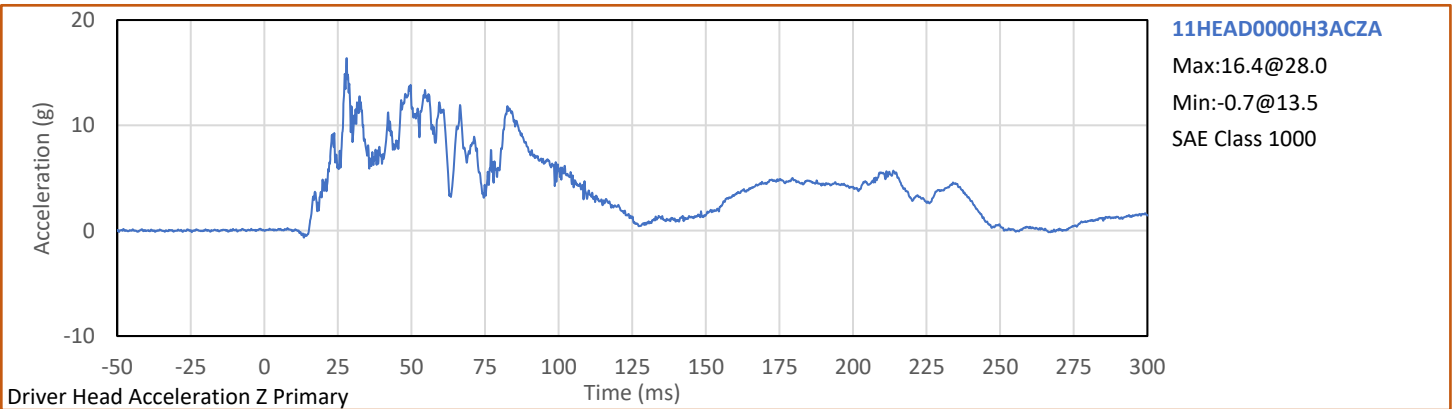
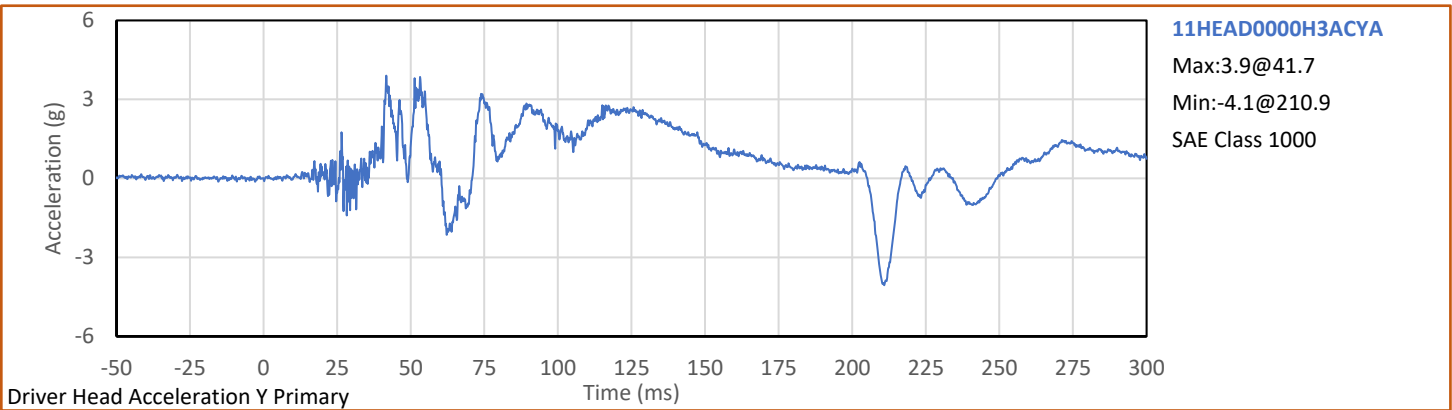
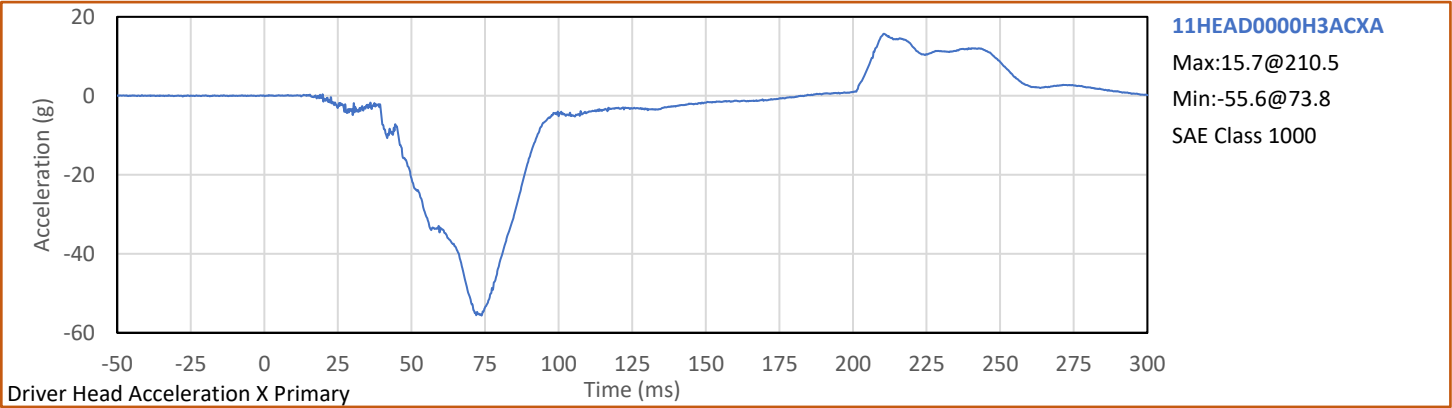
Test Vehicle: 2024 Jeep Compass 4x4 5-Door SUV

NHTSA No.: M20240300



Test Program: 56.3 km/h Frontal Impact NCAP Test

Test Date: 5/22/2024



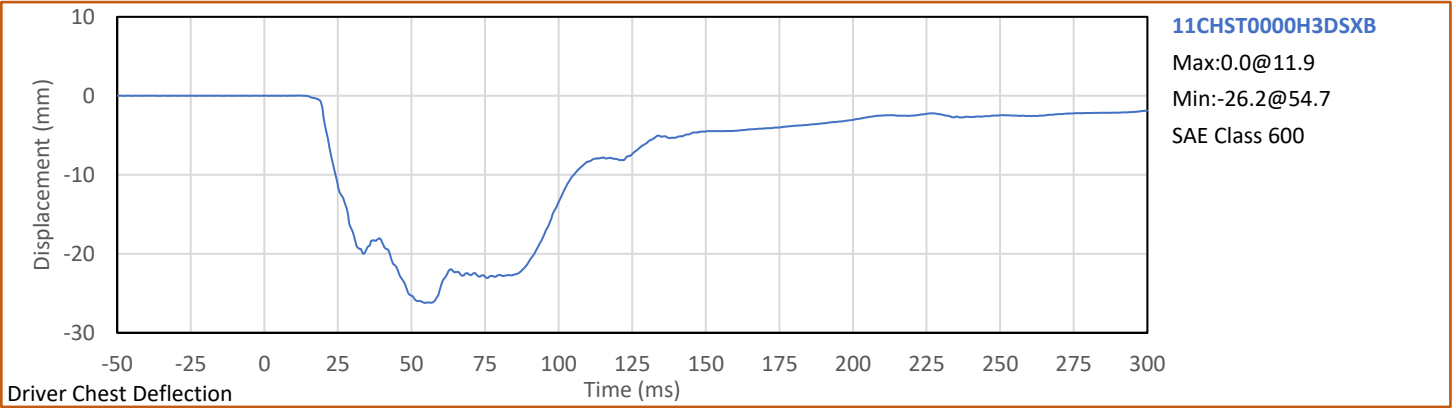
Test Vehicle: 2024 Jeep Compass 4x4 5-Door SUV

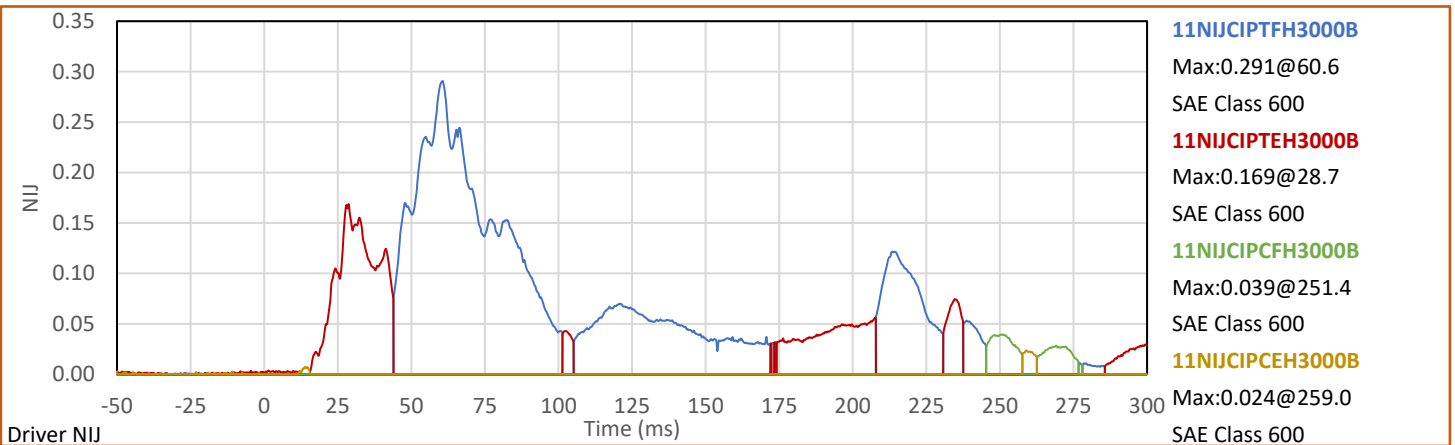
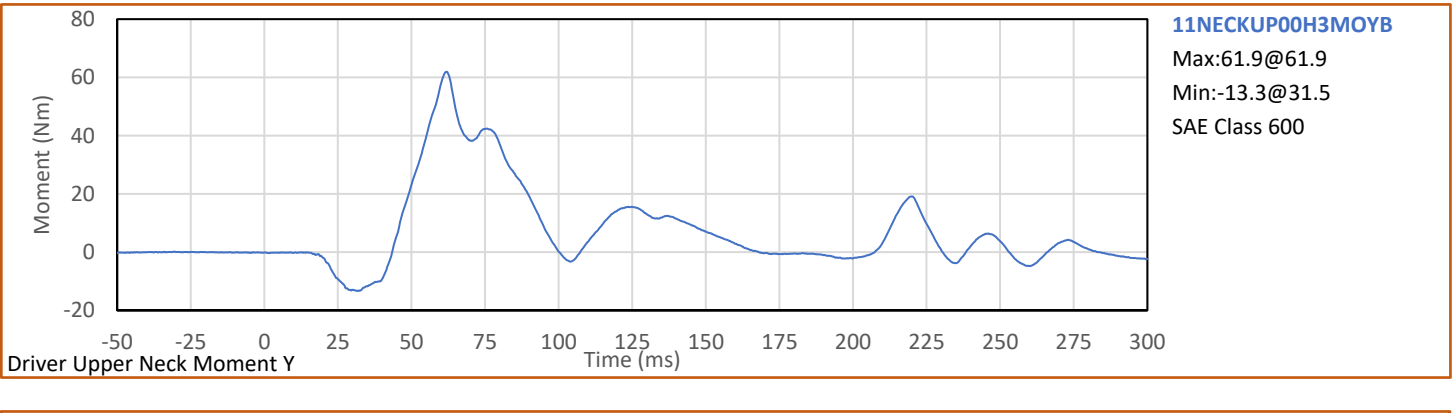
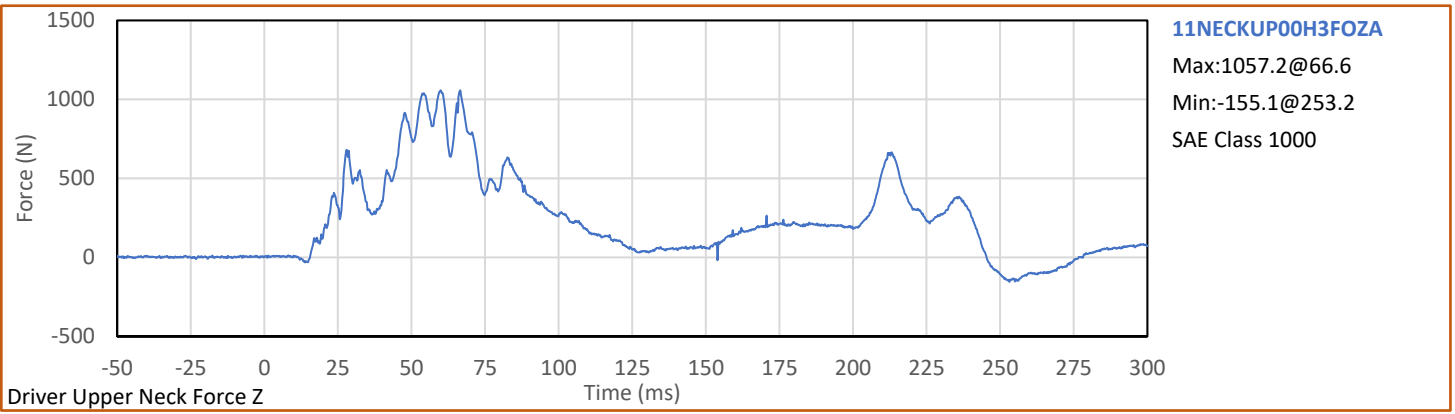
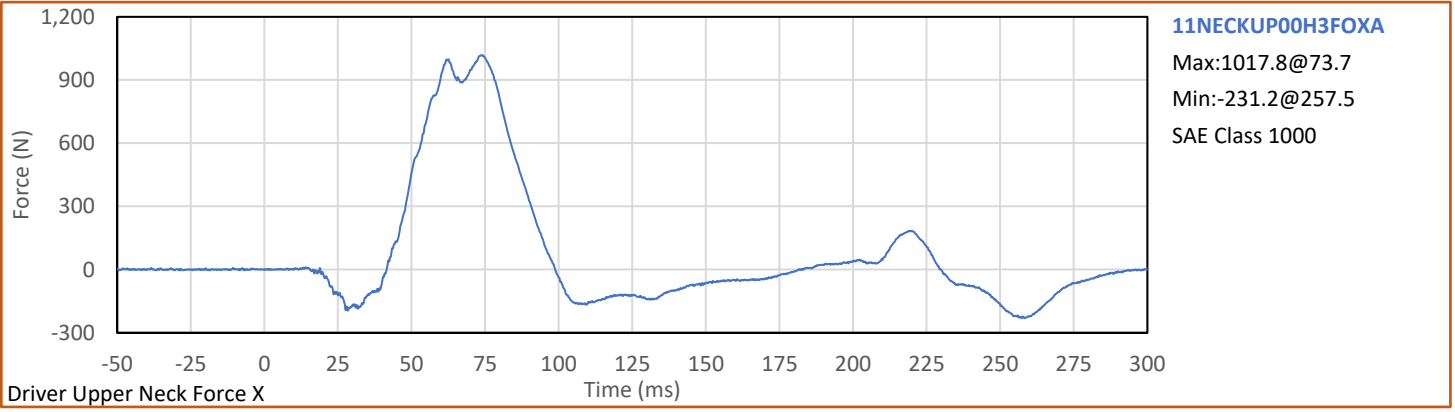
NHTSA No.: M20240300

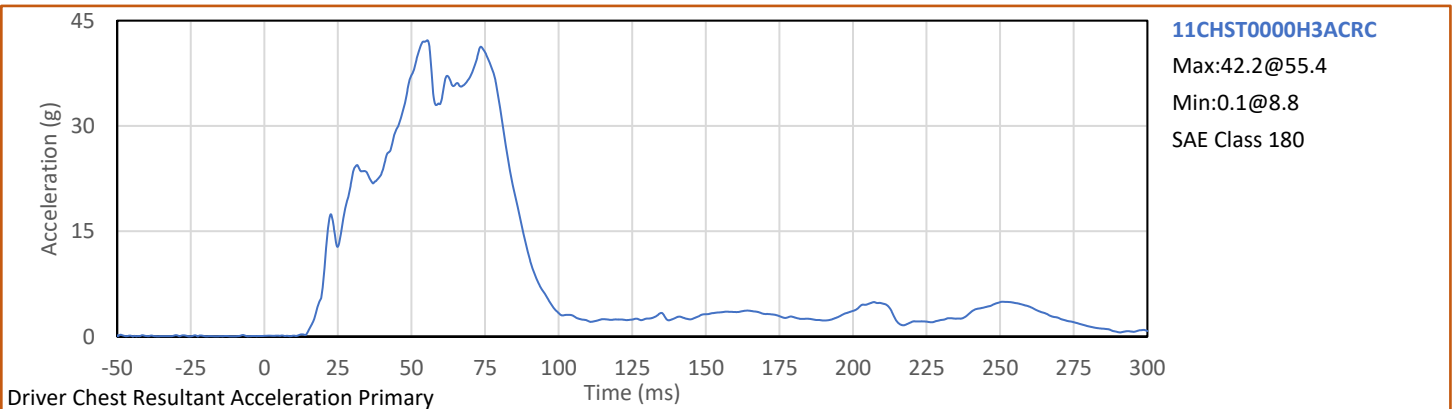
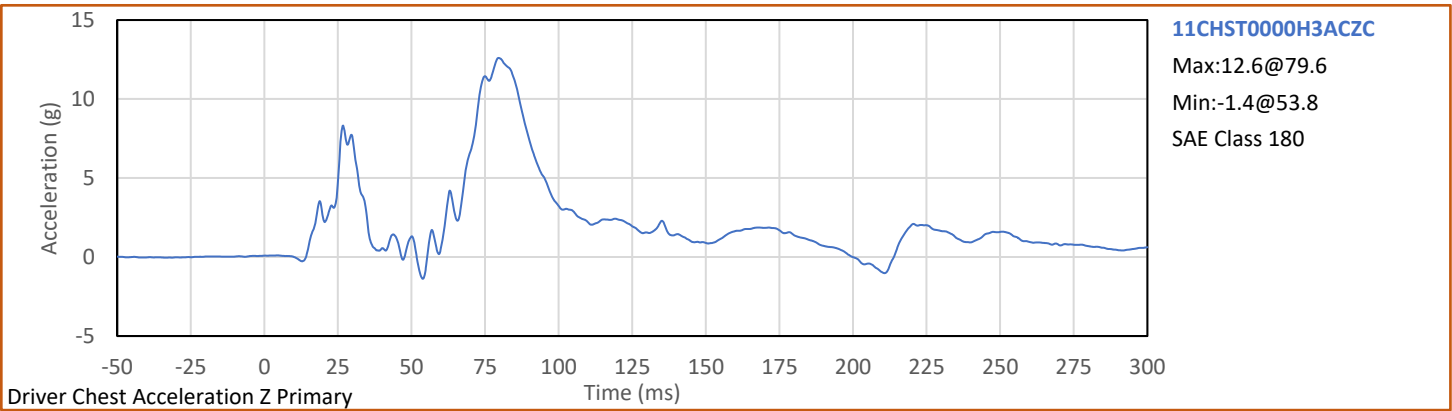
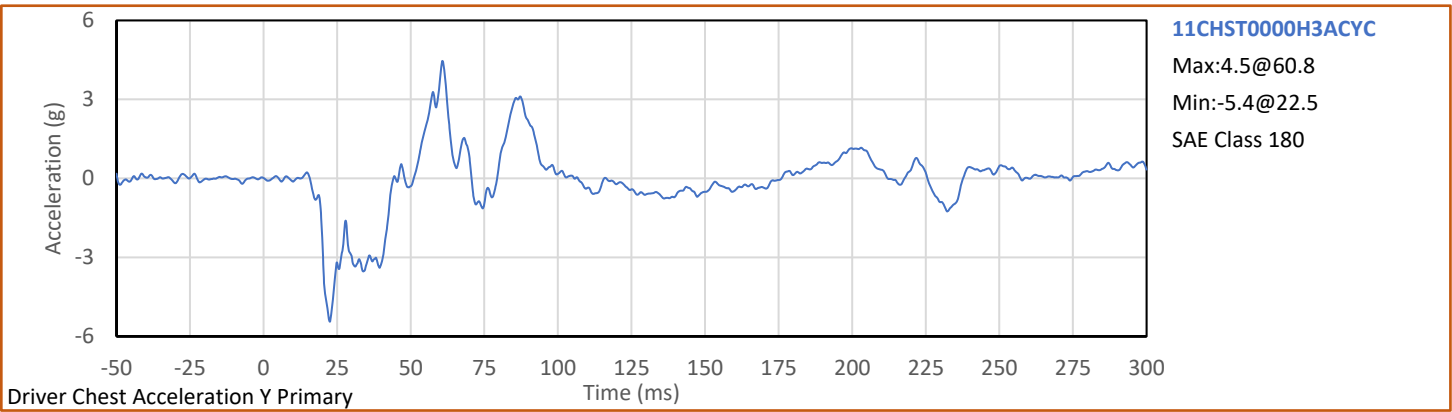
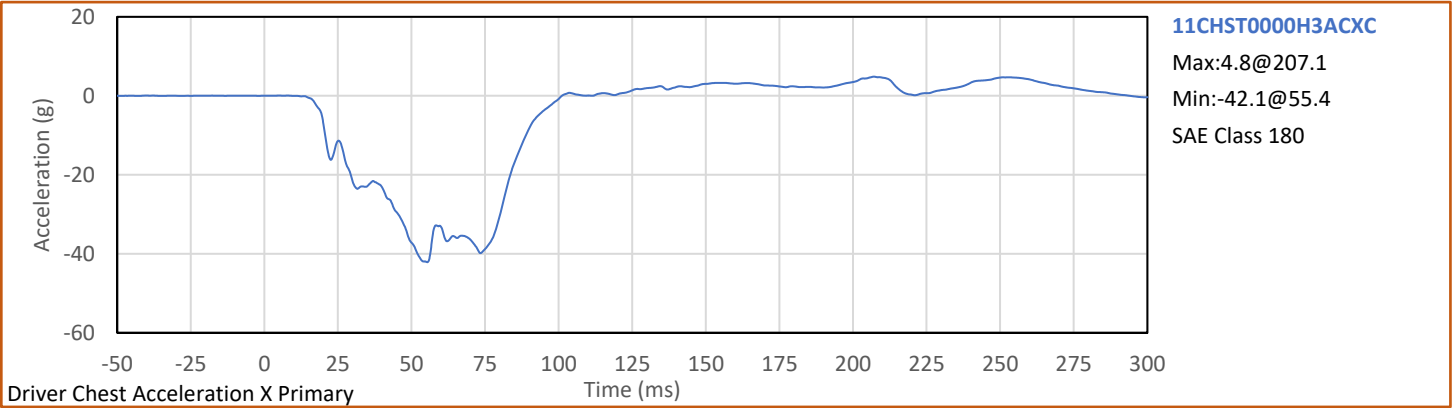


Test Program: 56.3 km/h Frontal Impact NCAP Test

Test Date: 5/22/2024







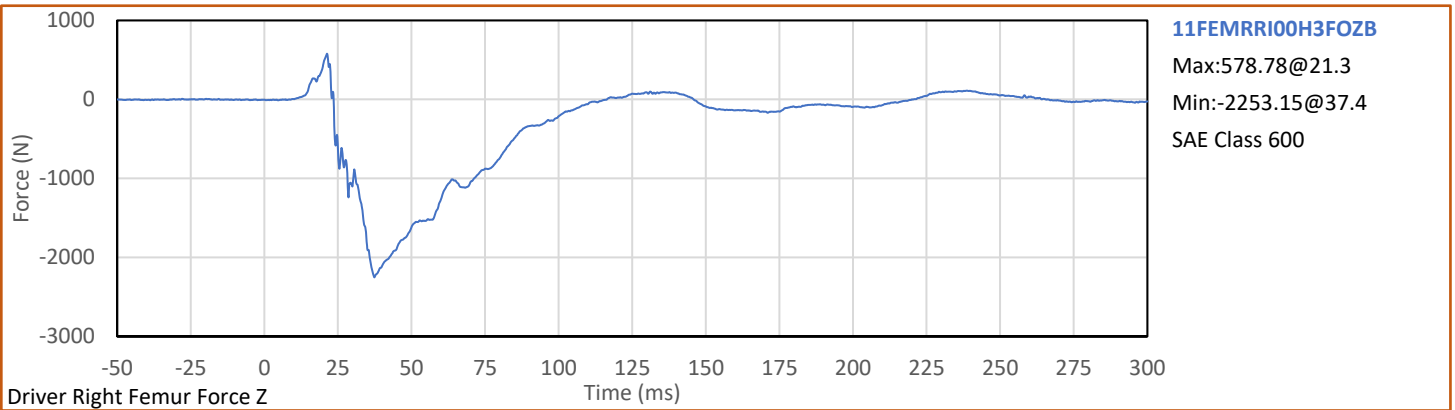
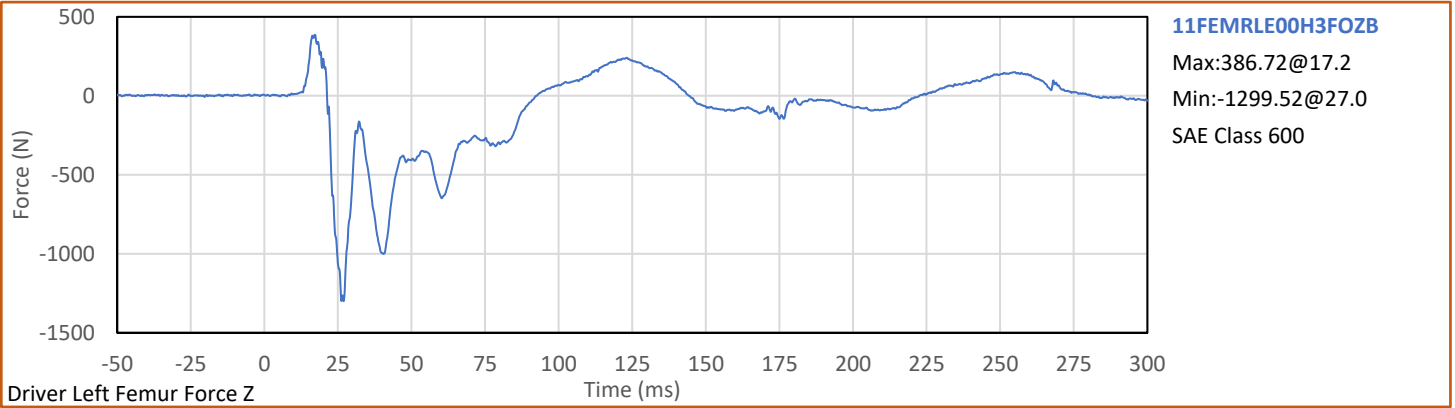
Test Vehicle: 2024 Jeep Compass 4x4 5-Door SUV

NHTSA No.: M20240300



Test Program: 56.3 km/h Frontal Impact NCAP Test

Test Date: 5/22/2024



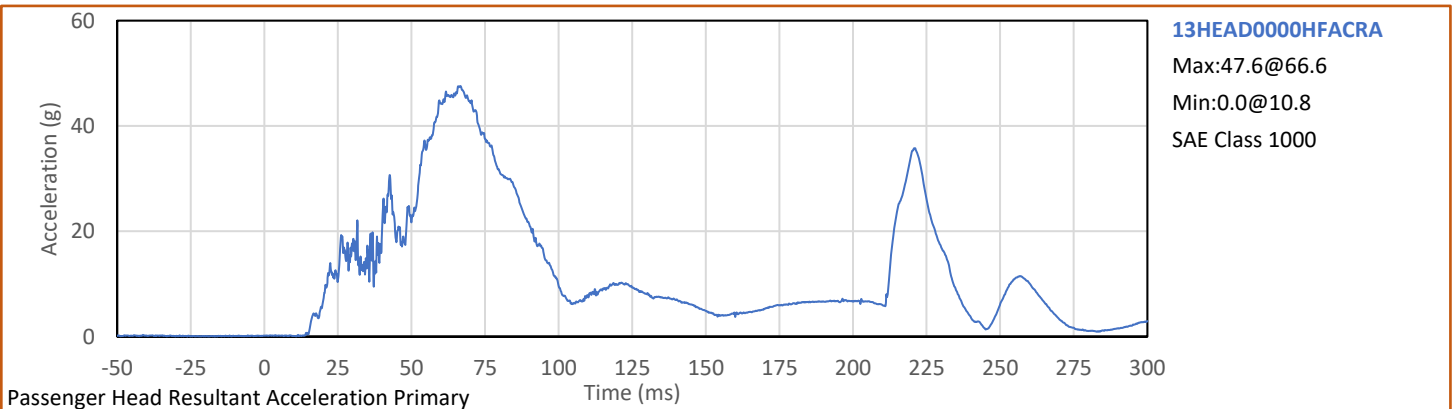
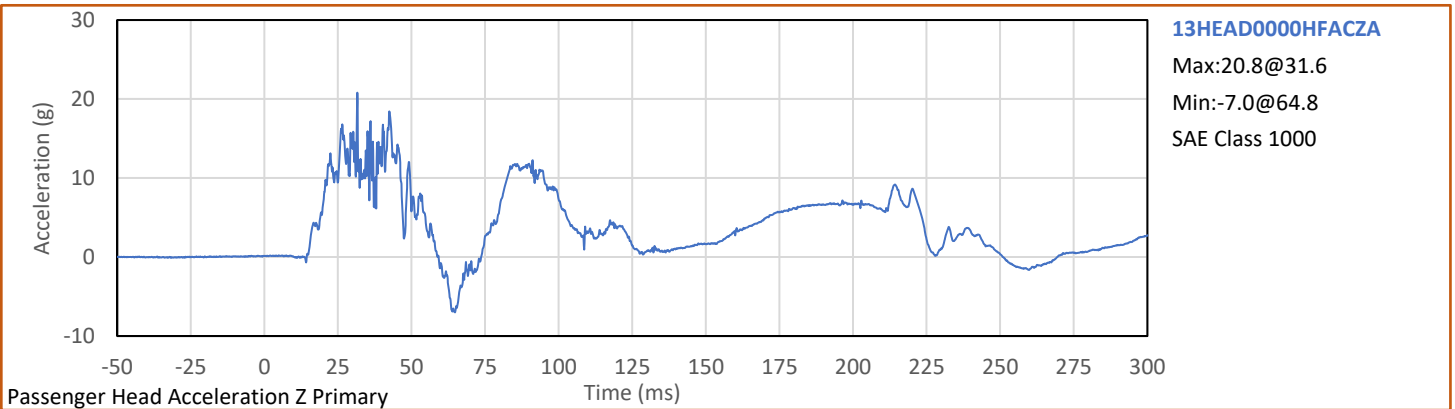
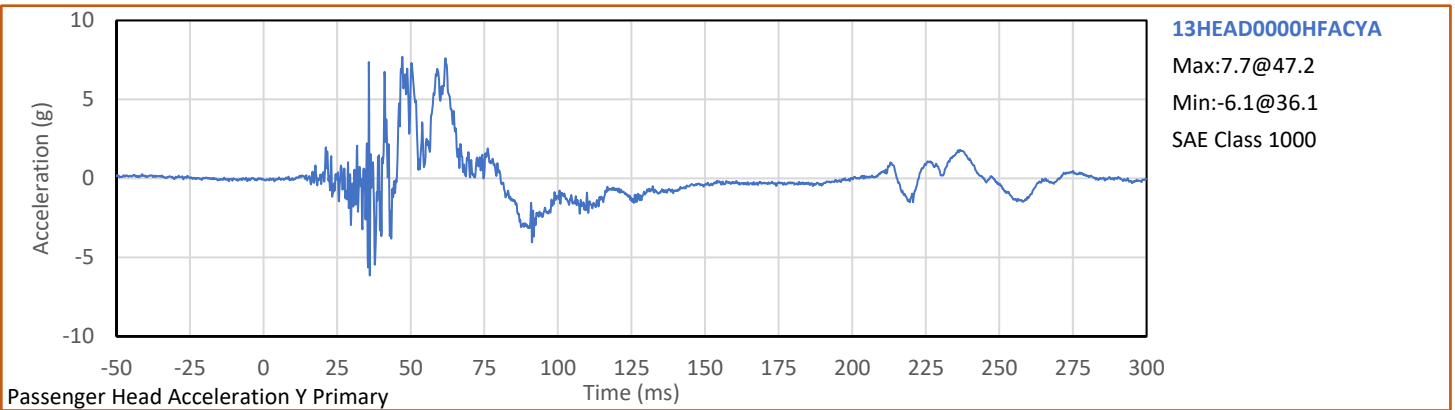
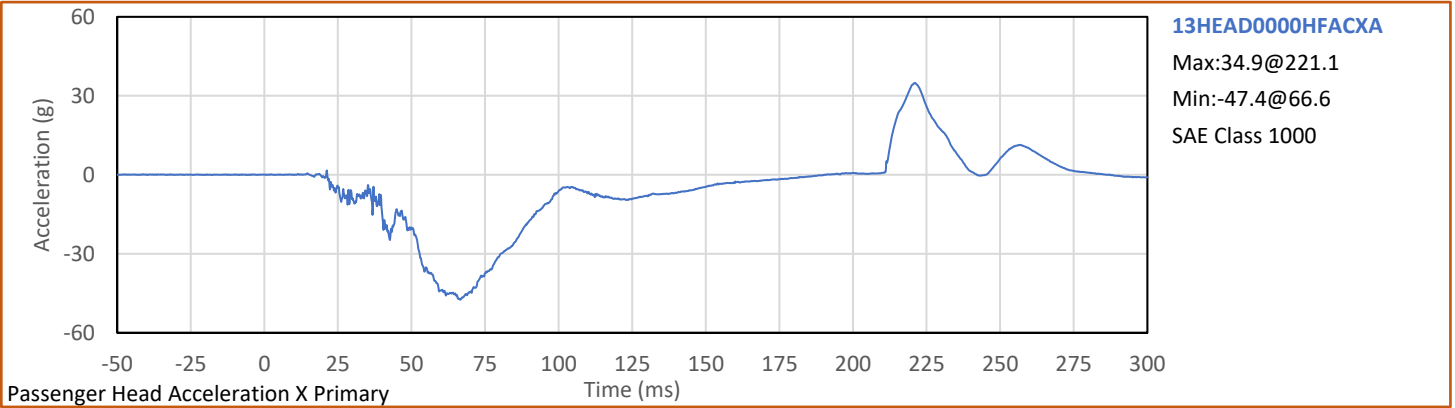
Test Vehicle: 2024 Jeep Compass 4x4 5-Door SUV

NHTSA No.: M20240300



Test Program: 56.3 km/h Frontal Impact NCAP Test

Test Date: 5/22/2024



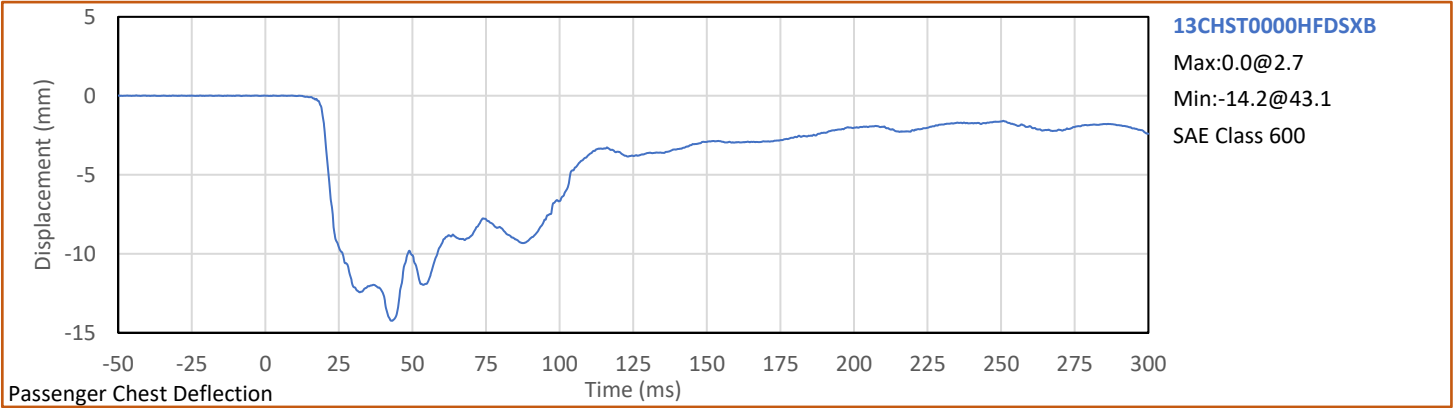
Test Vehicle: 2024 Jeep Compass 4x4 5-Door SUV

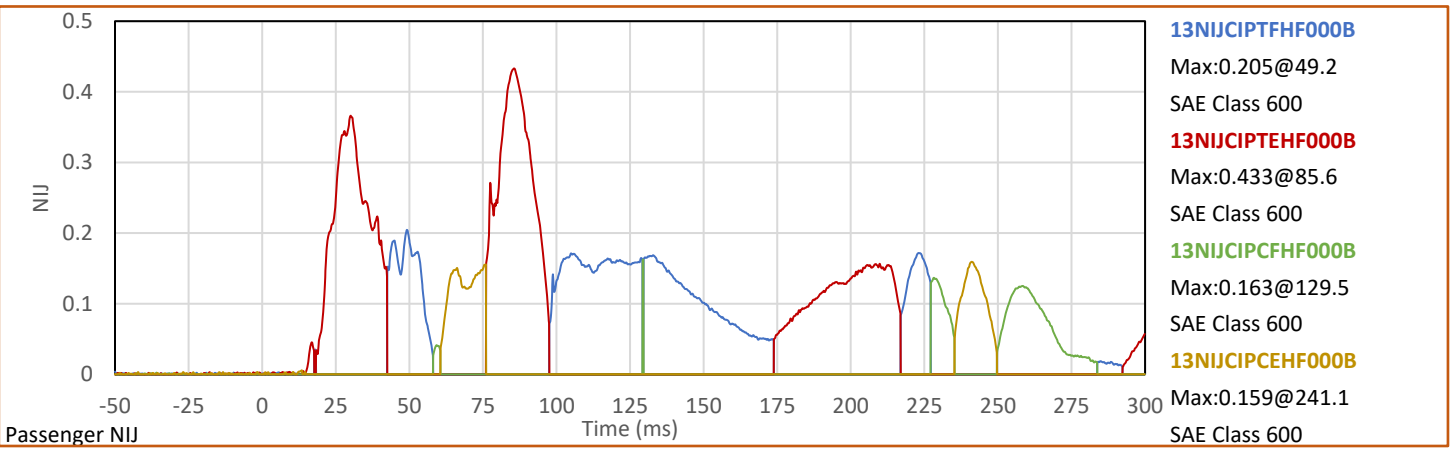
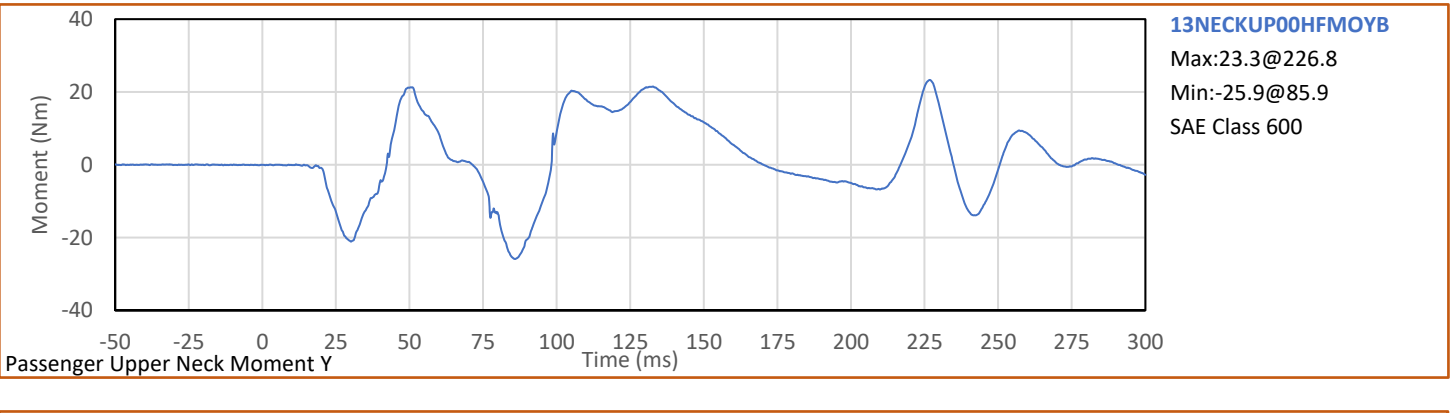
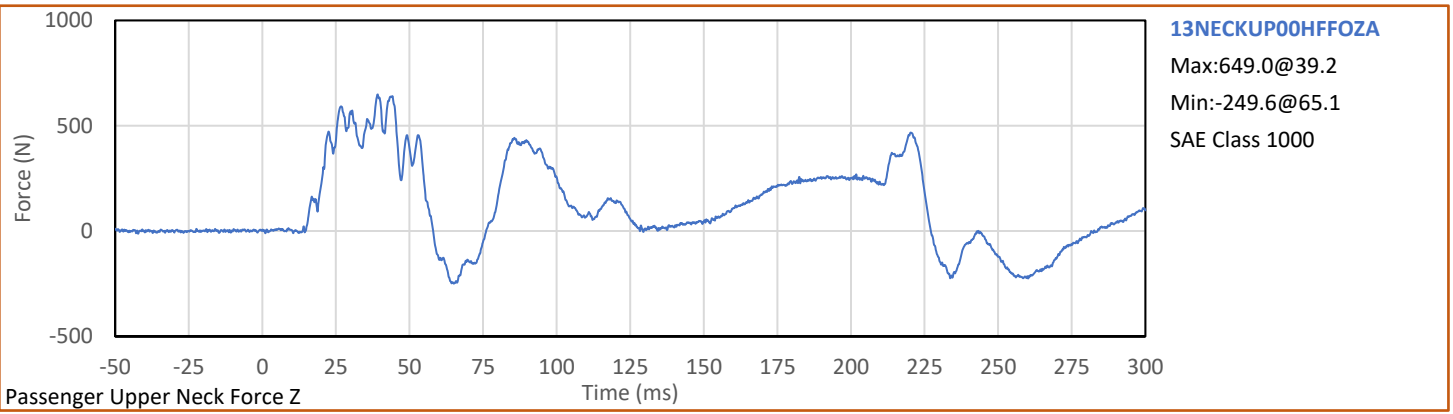
NHTSA No.: M20240300

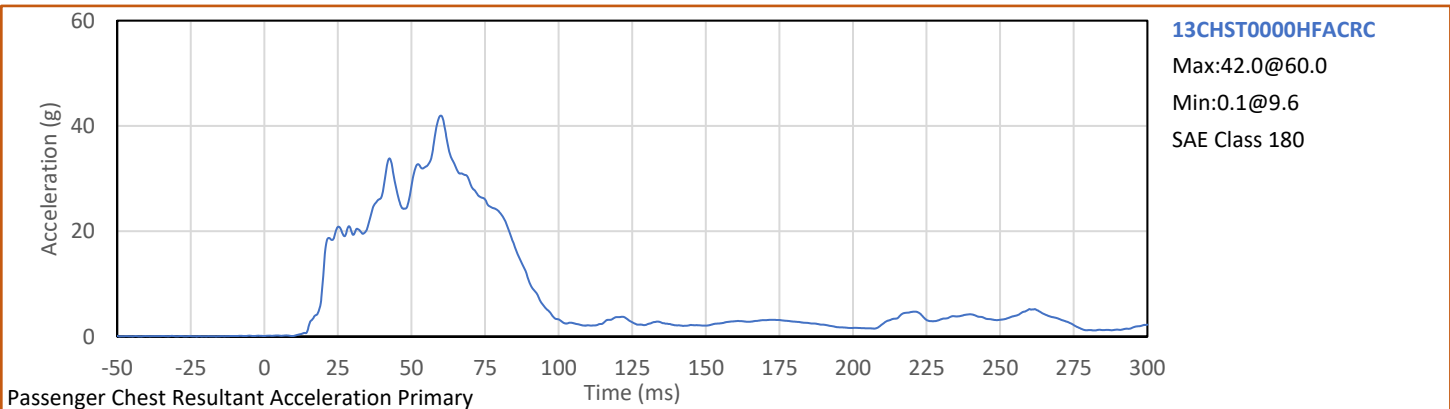
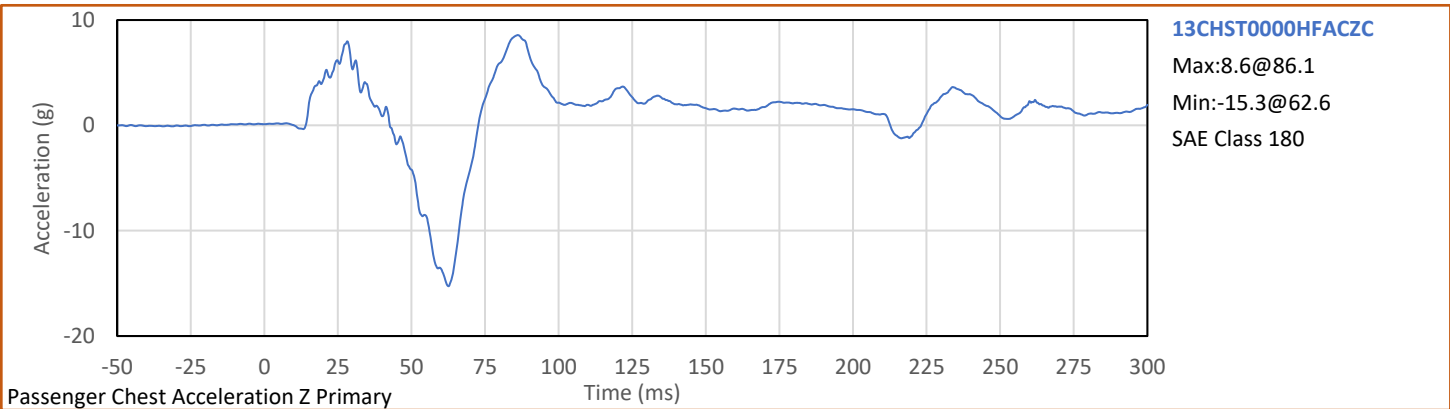
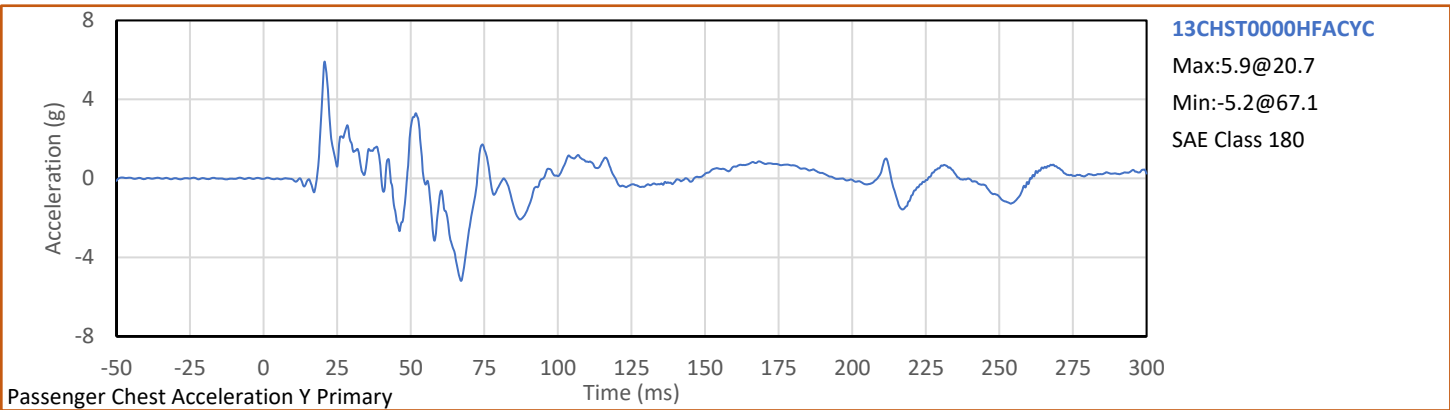
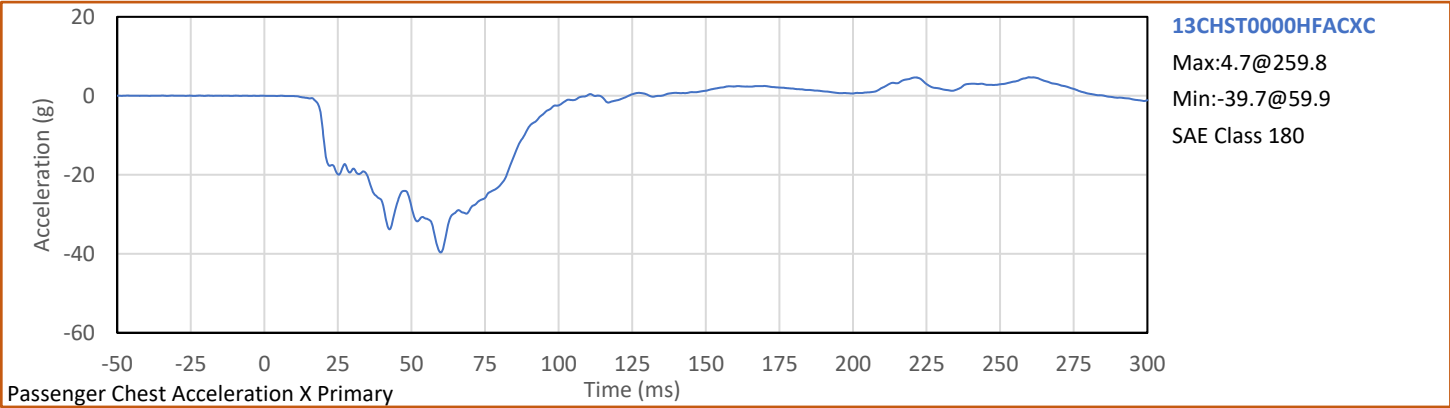


Test Program: 56.3 km/h Frontal Impact NCAP Test

Test Date: 5/22/2024







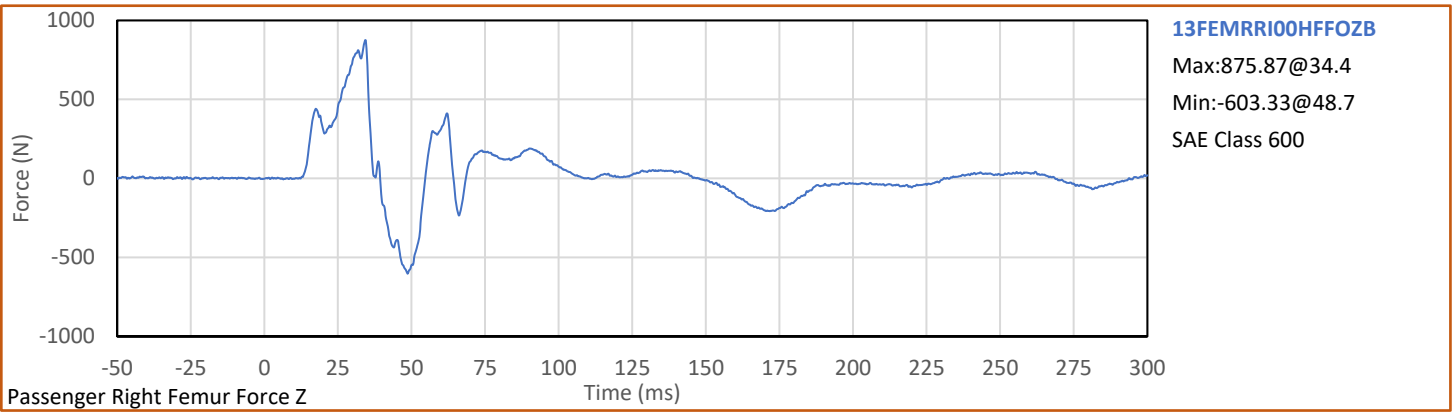
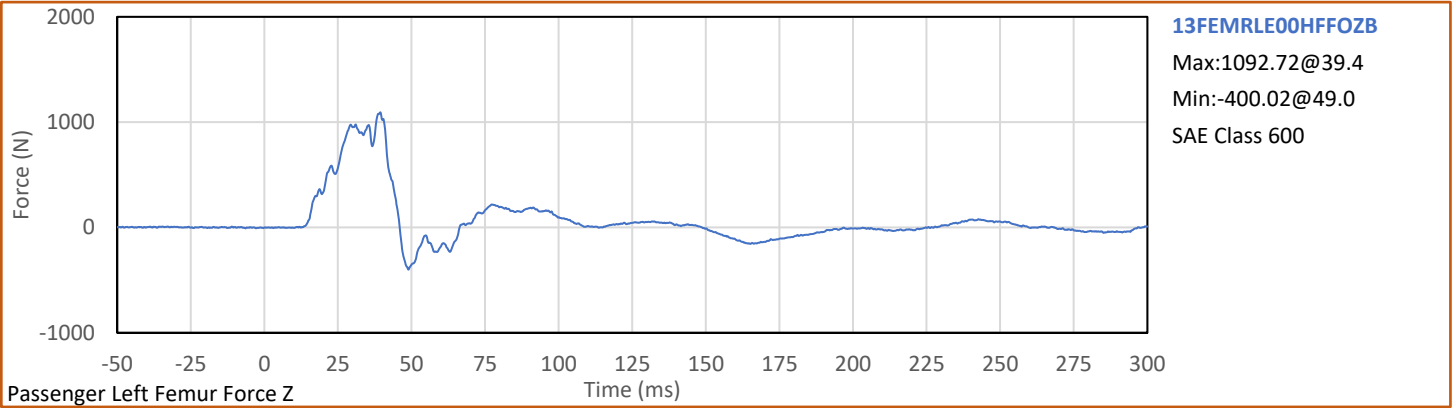
Test Vehicle: 2024 Jeep Compass 4x4 5-Door SUV

NHTSA No.: M20240300



Test Program: 56.3 km/h Frontal Impact NCAP Test

Test Date: 5/22/2024



APPENDIX C
DUMMY QUALIFICATION AND PERFORMANCE VERIFICATION DATA

APPENDIX D
TEST EQUIPMENT AND INSTRUMENTATION CALIBRATION

APPENDIX C
Pre-Test ATD Qualification and Performance Verification
Hybrid III 50th Percentile Male ATD
S/N: 360


ATD Serial No.: 360


Test Date: 2024-05-13

Dummy Item	Inspect for	Comments	Damage	OK
Entire ATD	Perform general cleaning			✓
Outer Skin	Gashes, rips, cracks			✓
Head	Ballast secure			✓
	General appearance			✓
Neck bracket	Upper neck firmly attached to lower bracket			✓
Neck	Broken or cracked rubber			✓
	Looseness at the condyle joint			✓
Nodding block	Cracked or out of position			✓
Lumbar Spine	Broken or cracked rubber			✓
Ribs	Broken or bent ribs			✓
	Broken or bent rib supports			✓
	Damping material separated or cracked			✓
	Rubber bumpers in place			✓
Chest Displ. Assembly	Bent shaft			✓
	Slider arm riding in track			✓
Sensors	Check cables for cuts, tears			✓
	Check for damaged insulation			✓
Accelerometer Mounting	Head mounting secure			✓
	Chest mounting secure			✓
Knees	Skin condition			✓
	Insert (do not remove)			✓
	Casting			✓
Limbs	Normal movement and adjustment			✓
Knee Sliders	Wires intact			✓
	Rubber returned to "resting" position			✓
Pelvis	Broken			✓
Other	Describe below as needed			✓

Describe any repairs or replacement of parts or other findings:

No Problems Found

Technician: 
G. Fuentes

Approved By: 
J. Hernandez

Tested Parameter	Units	Spec. Low	Spec. High	Result	Pass/Fail
Laboratory Temperature	°C	20.6	22.2	21.3	Pass
Laboratory Relative Humidity	%	10	70	34	Pass
A - Total sitting height	mm	879	889	887	Pass
B - Shoulder pivot height	mm	505	521	516	Pass
C - 'H' point height	mm	84	89	88	Pass
D - 'H' point location from backline	mm	135	140	139	Pass
E - Shoulder pivot from backline	mm	84	94	89	Pass
F - Thigh clearance	mm	140	155	147	Pass
G - Back of elbow to wrist pivot	mm	290	305	302	Pass
H - Head back to backline	mm	41	46	45	Pass
I - Shoulder to elbow length	mm	330	345	340	Pass
J - Elbow rest height	mm	190	211	198	Pass
K - Buttock to knee length	mm	579	604	593	Pass
L - Popliteal length	mm	429	455	444	Pass
M - Knee pivot height	mm	485	500	494	Pass
N - Buttock popliteal length	mm	452	477	471	Pass
O - Chest depth without jacket	mm	213	229	219	Pass
P - Foot length	mm	251	267	257	Pass
V - Shoulder breadth	mm	422	437	428	Pass
W - Foot breadth	mm	91	107	98	Pass
Y - Chest circum. (w/chest jacket)	mm	970	1001	985	Pass
Z - Waist circum.	mm	836	866	848	Pass
AA - Location for chest circum.	mm	429	434	431	Pass
BB - Location for waist circum.	mm	226	231	228	Pass
Overall Test Results					Pass

Technician:



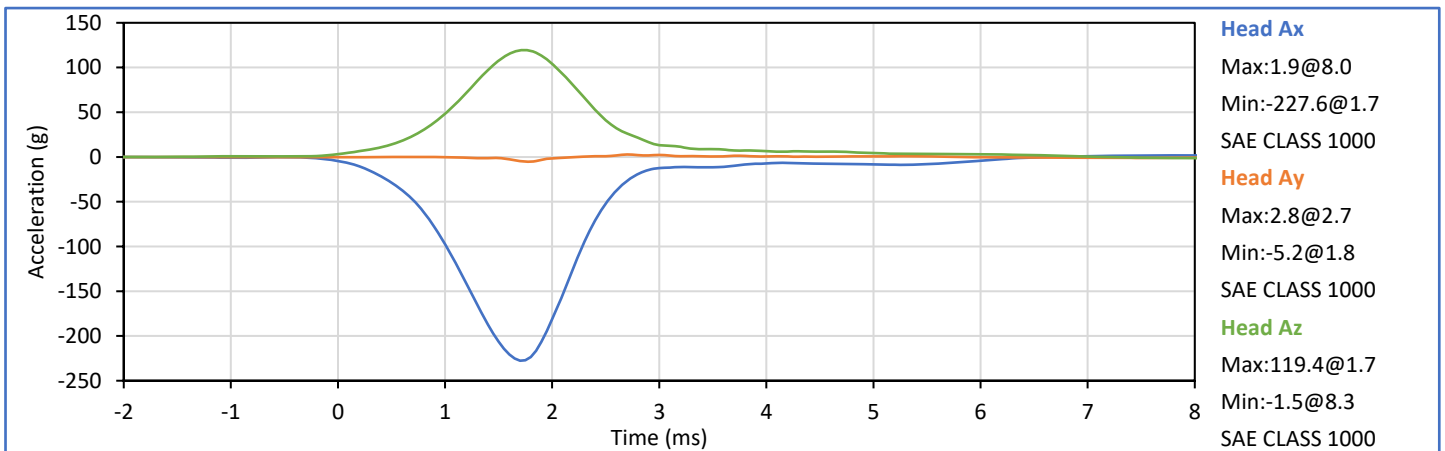
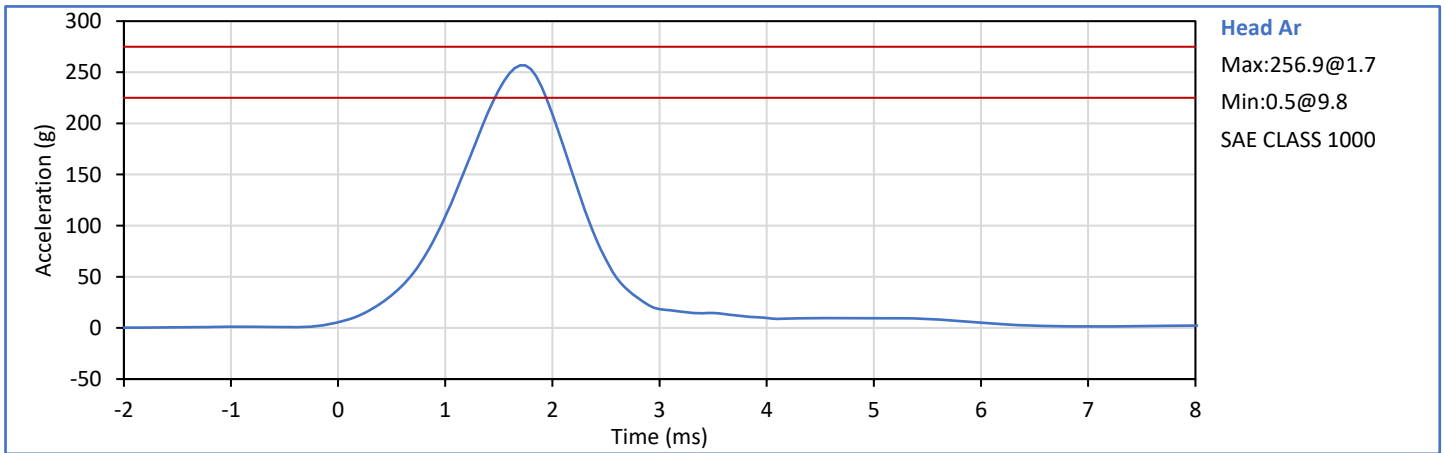
G. Fuentes

Approved By:



J. Hernandez

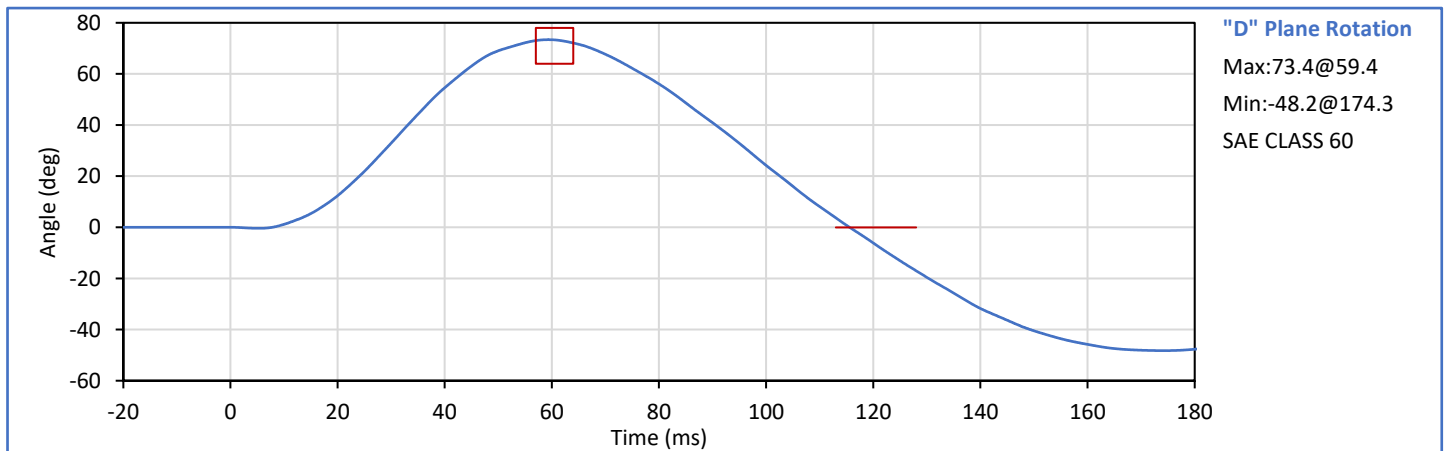
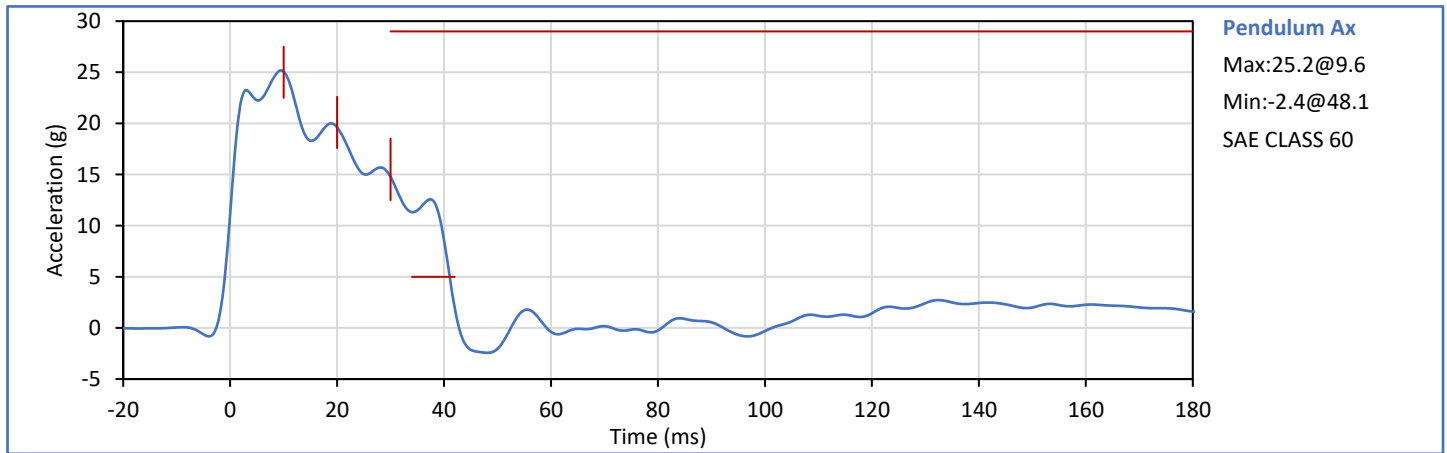
Tested Parameter	Units	Spec. Low	Spec. High	Result	Pass/Fail
Laboratory Temperature	°C	18.9	25.6	21.7	Pass
Laboratory Relative Humidity	%	10	70	41	Pass
Peak Resultant Acceleration	g	225.0	275.0	256.9	Pass
Peak Lateral Acceleration	g	-15.0	15.0	-5.2	Pass
Oscillations After Main Pulse	%	0.0	10.0	0.0	Pass
Is Acceleration Unimodal?	Yes/No	Yes		Yes	Pass
Overall Test Results					Pass



Technician: *G. Fuentes*
G. Fuentes

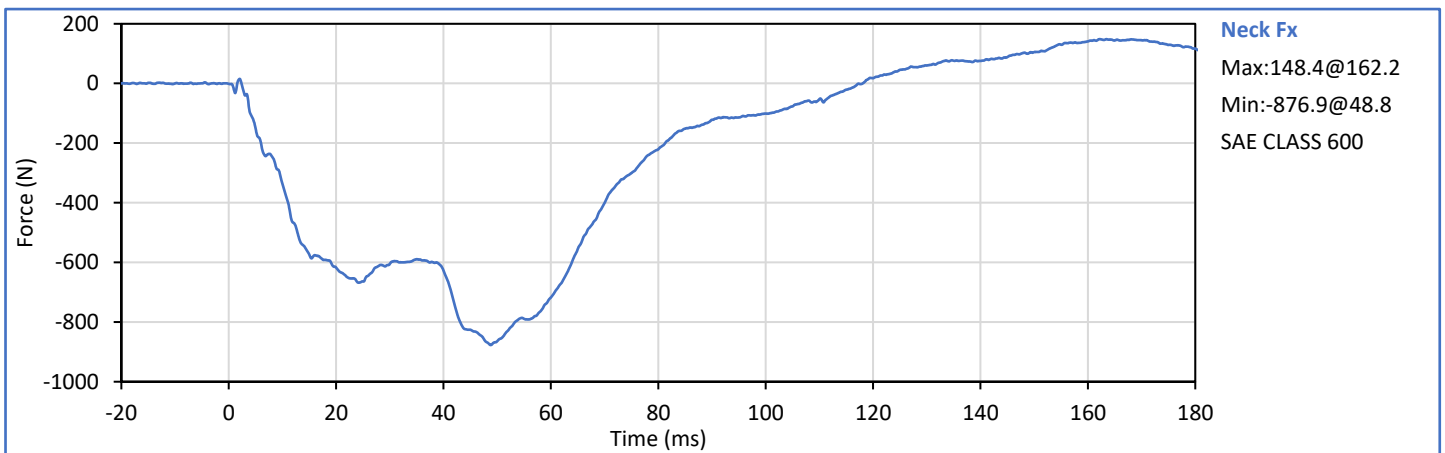
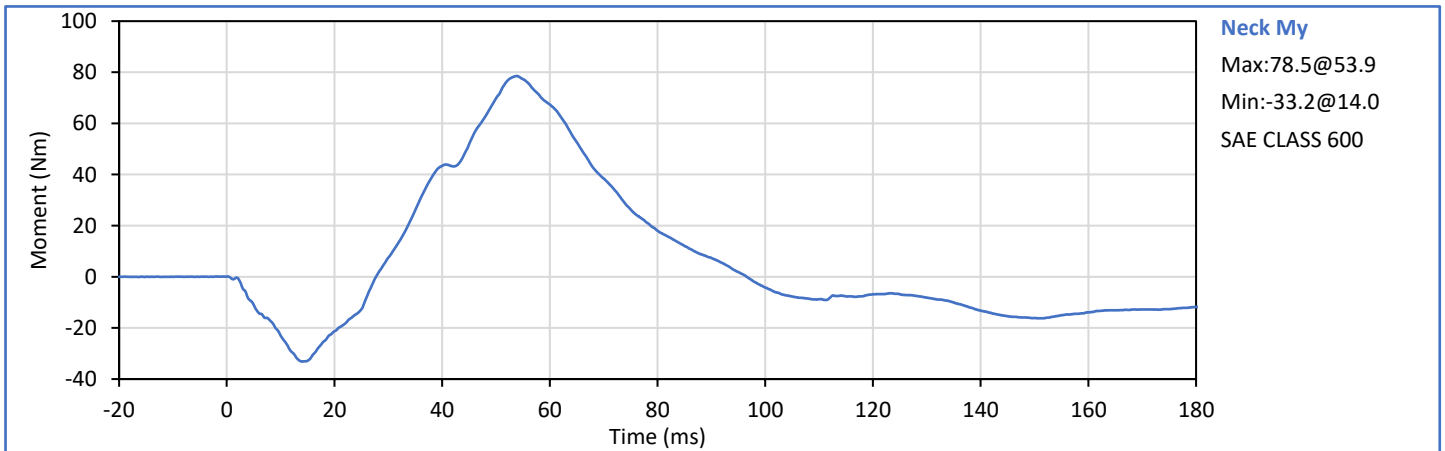
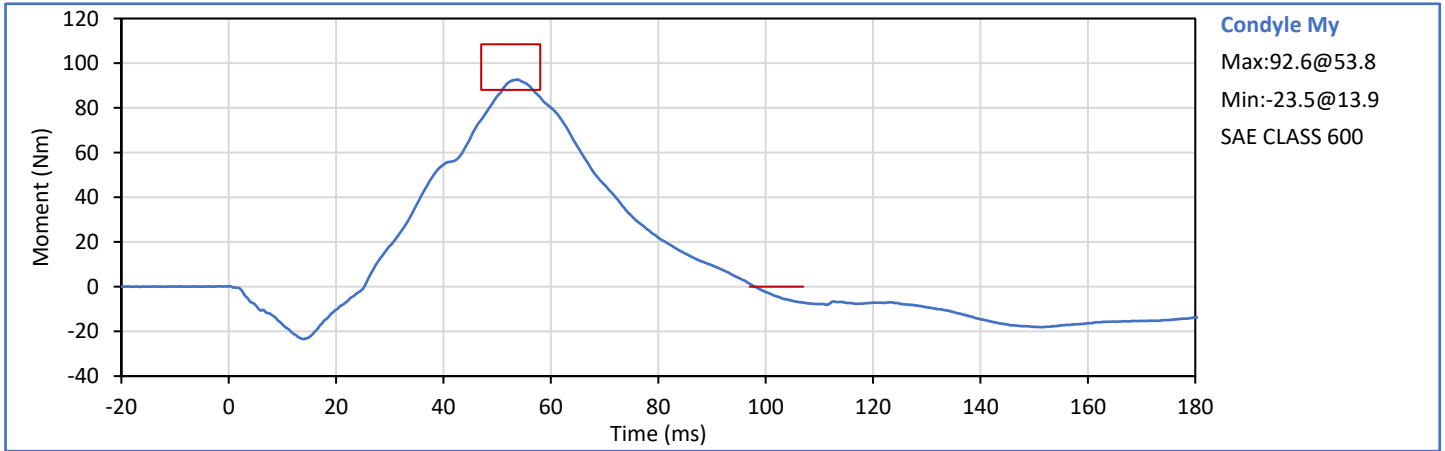
Approved By: *J. Hernandez*
J. Hernandez

Tested Parameter	Units	Spec. Low	Spec. High	Result	Pass/Fail
Laboratory Temperature	°C	20.6	22.2	21.1	Pass
Laboratory Relative Humidity	%	10	70	36	Pass
Pendulum Velocity	m/s	6.89	7.13	7.02	Pass
Pendulum Deceleration at 10 ms	g	22.5	27.5	25.1	Pass
Pendulum Deceleration at 20 ms	g	17.6	22.6	19.6	Pass
Pendulum Deceleration at 30 ms	g	12.5	18.5	14.8	Pass
Peak Pendulum Decel After 30 ms	g	0.0	29.0	14.8	Pass
Deceleration Decay to Cross 5g	ms	34.0	42.0	41.1	Pass
"D" Plane Rotation peak	deg	64.0	78.0	73.4	Pass
	ms	57.0	64.0	59.4	Pass
"D" Plane Rotation Decay to Zero	ms	113.0	128.0	115.6	Pass
Moment About Occipital Condyle	Nm	88.1	108.5	92.6	Pass
	ms	47.0	58.0	53.8	Pass
Moment Decay, Peak to Zero	ms	97.0	107.0	97.9	Pass
Overall Test Results					Pass

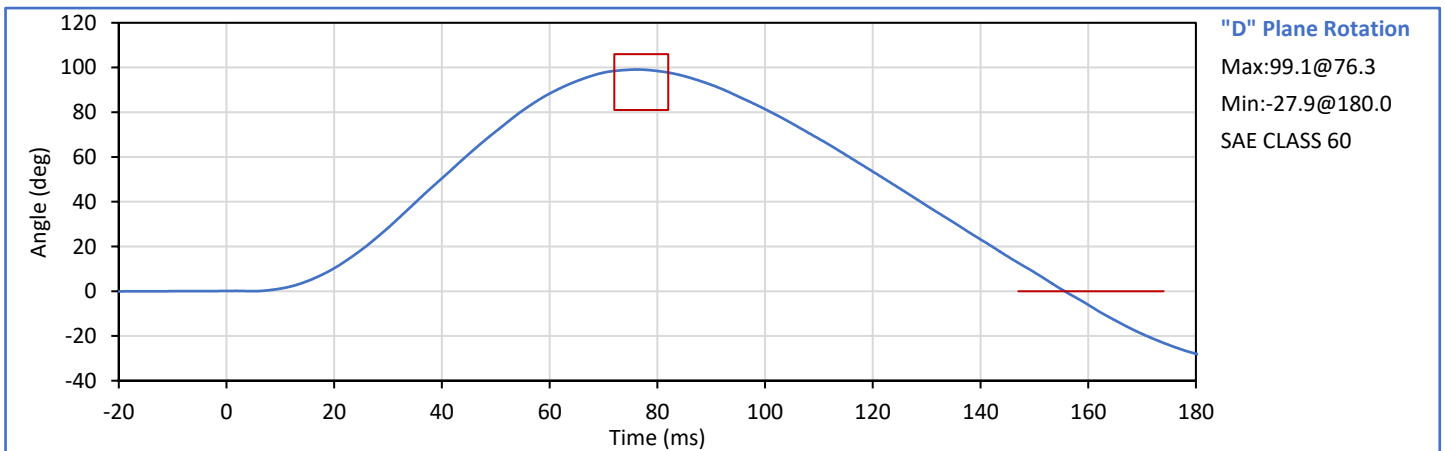
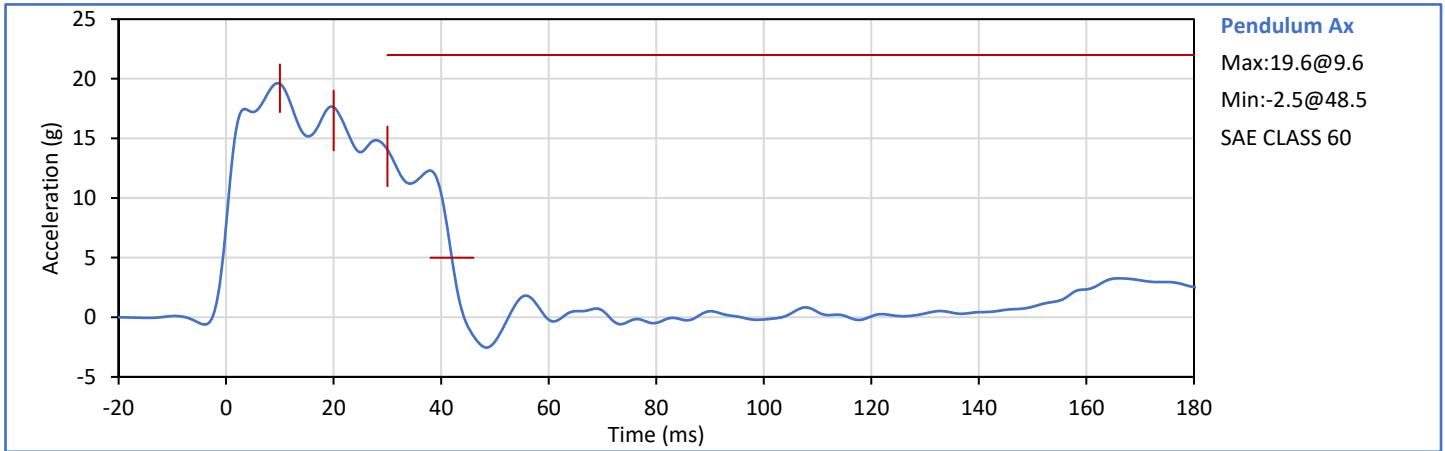


Technician: *G. Fuentes*
G. Fuentes

Approved By: *J. Hernandez*
J. Hernandez

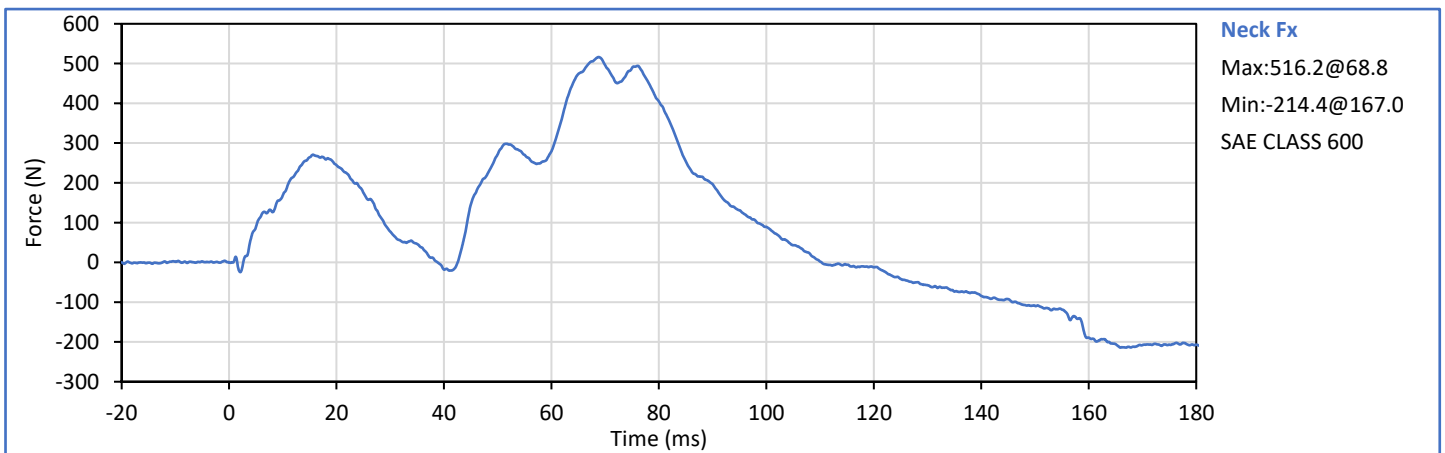
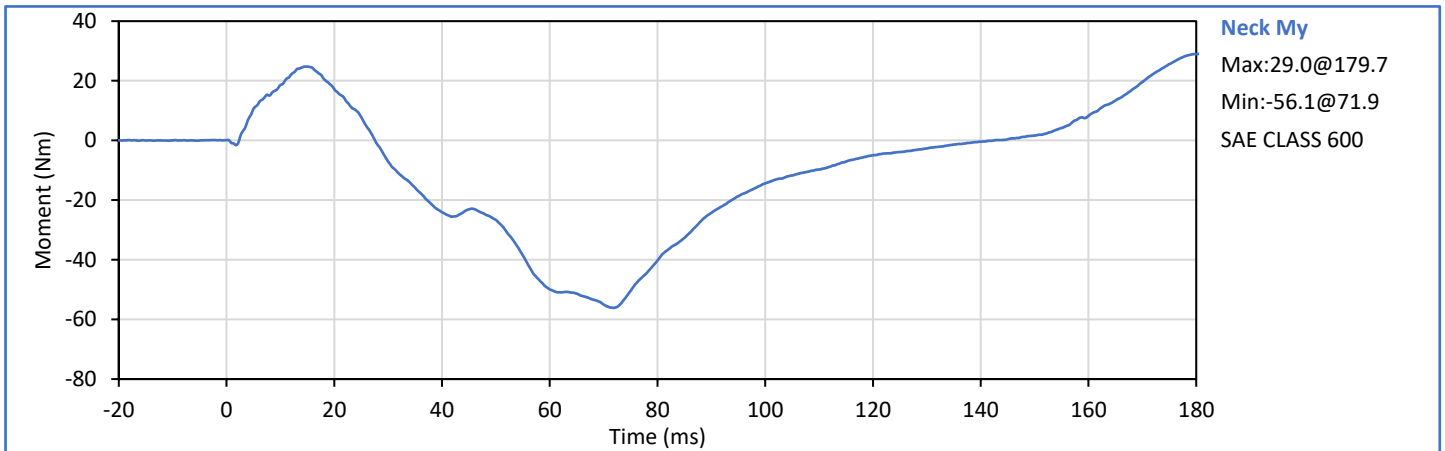
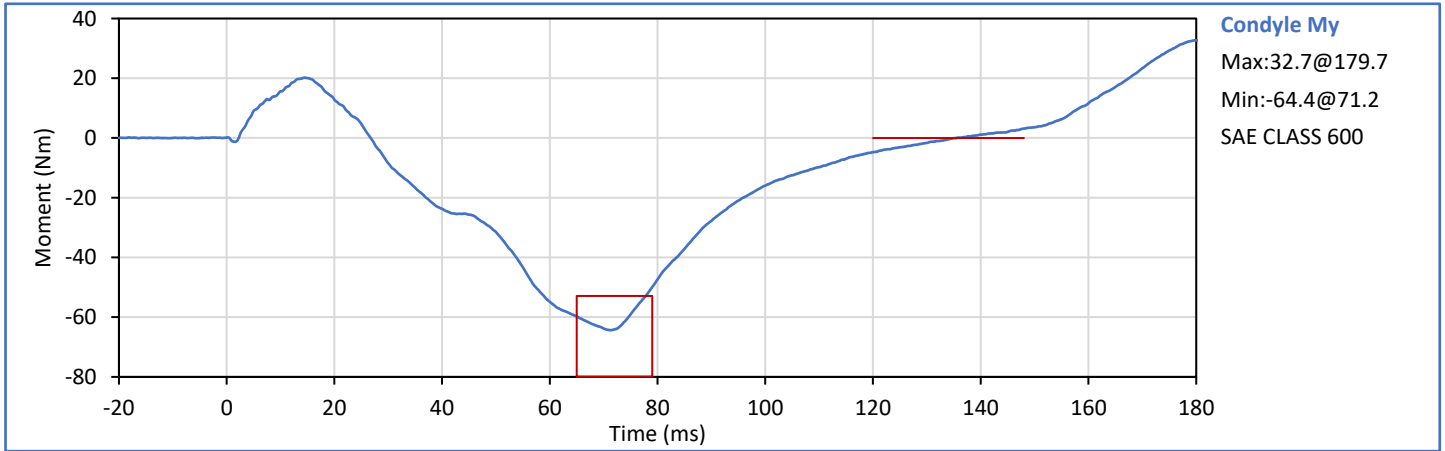


Tested Parameter	Units	Spec. Low	Spec. High	Result	Pass/Fail
Laboratory Temperature	°C	20.6	22.2	21.7	Pass
Laboratory Relative Humidity	%	10	70	36	Pass
Pendulum Velocity	m/s	5.94	6.19	6.09	Pass
Pendulum Deceleration at 10 ms	g	17.2	21.2	19.6	Pass
Pendulum Deceleration at 20 ms	g	14.0	19.0	17.6	Pass
Pendulum Deceleration at 30 ms	g	11.0	16.0	14.1	Pass
Peak Pendulum Decel After 30 ms	g	0.0	22.0	14.1	Pass
Deceleration Decay to Cross 5g	ms	38.0	46.0	42.0	Pass
"D" Plane Rotation peak	deg	81.0	106.0	99.1	Pass
	ms	72.0	82.0	76.3	Pass
"D" Plane Rotation Decay to Zero	ms	147.0	174.0	155.7	Pass
Moment About Occipital Condyle	Nm	-79.9	-52.9	-64.4	Pass
	ms	65.0	79.0	71.2	Pass
Moment Decay, Peak to Zero	ms	120.0	148.0	135.5	Pass
Overall Test Results					Pass

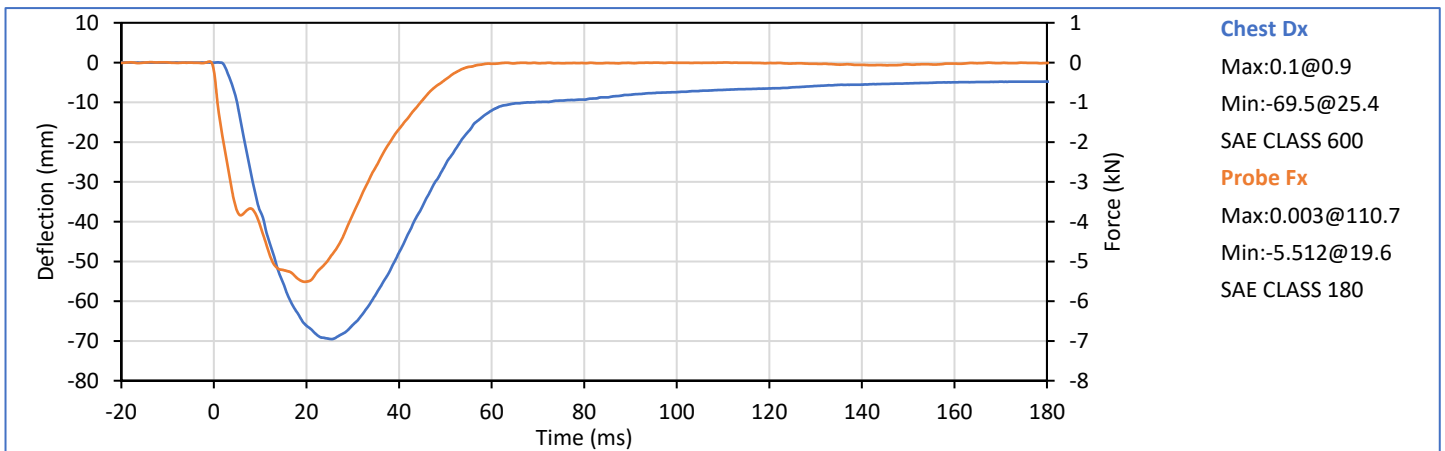
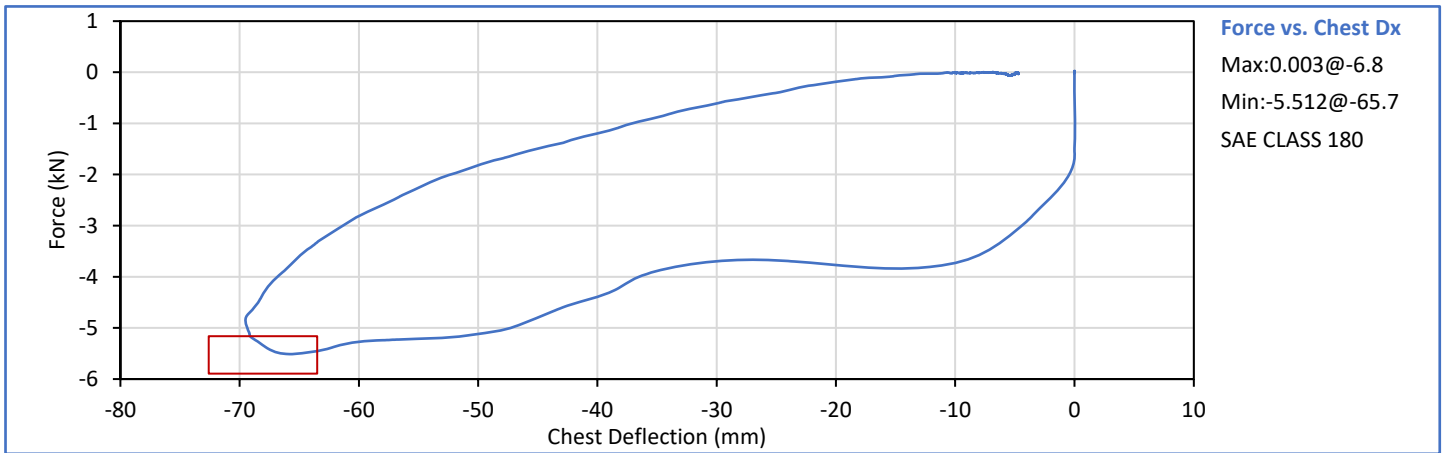


Technician: *G. Fuentes*
G. Fuentes

Approved By: *J. Hernandez*
J. Hernandez



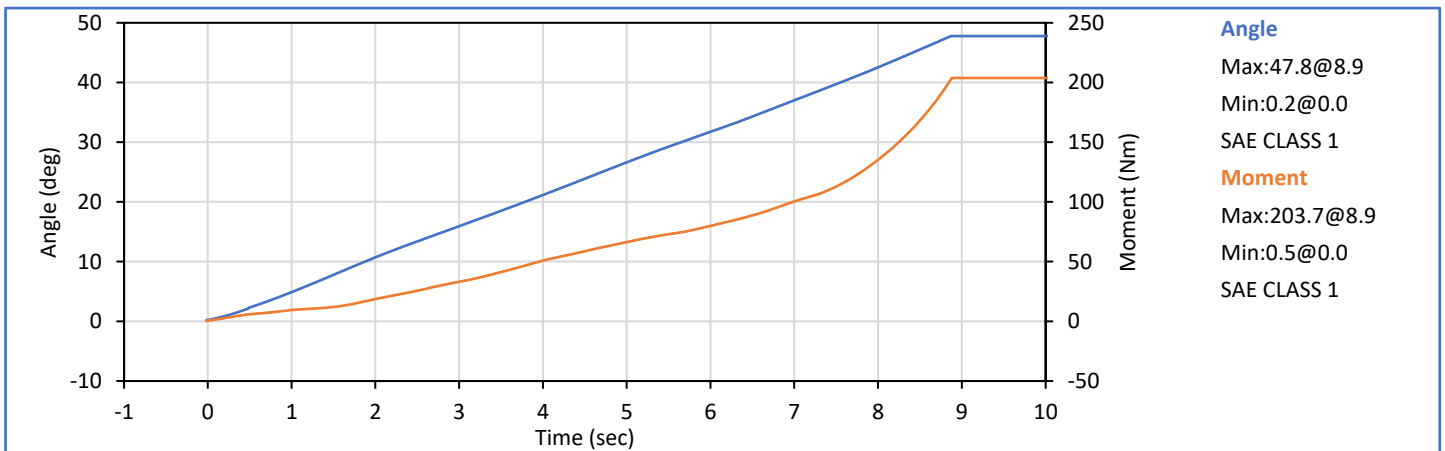
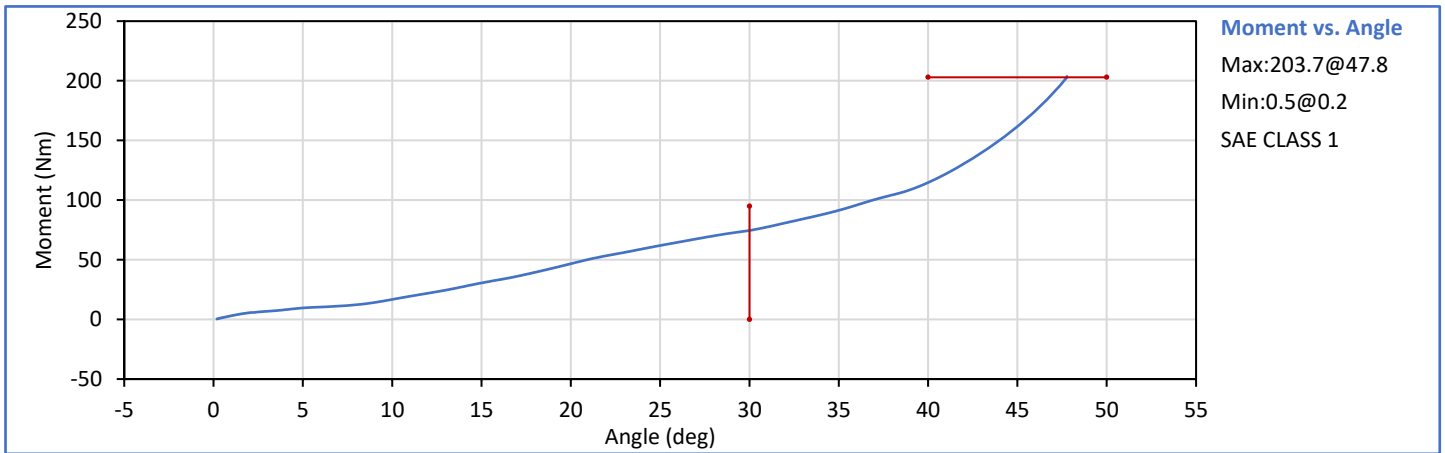
Tested Parameter	Units	Spec. Low	Spec. High	Result	Pass/Fail
Laboratory Temperature	°C	20.6	22.2	21.4	Pass
Laboratory Relative Humidity	%	10	70	35	Pass
Probe Velocity	m/s	6.58	6.82	6.75	Pass
Peak Chest Deflection	mm	-72.6	-63.5	-69.5	Pass
Peak Probe Force	kN	-5.893	-5.159	-5.512	Pass
Internal Hysteresis	%	69.0	85.0	70.9	Pass
Overall Test Results					Pass



Technician: *G. Fuentes*
G. Fuentes

Approved By: *J. Hernandez*
J. Hernandez

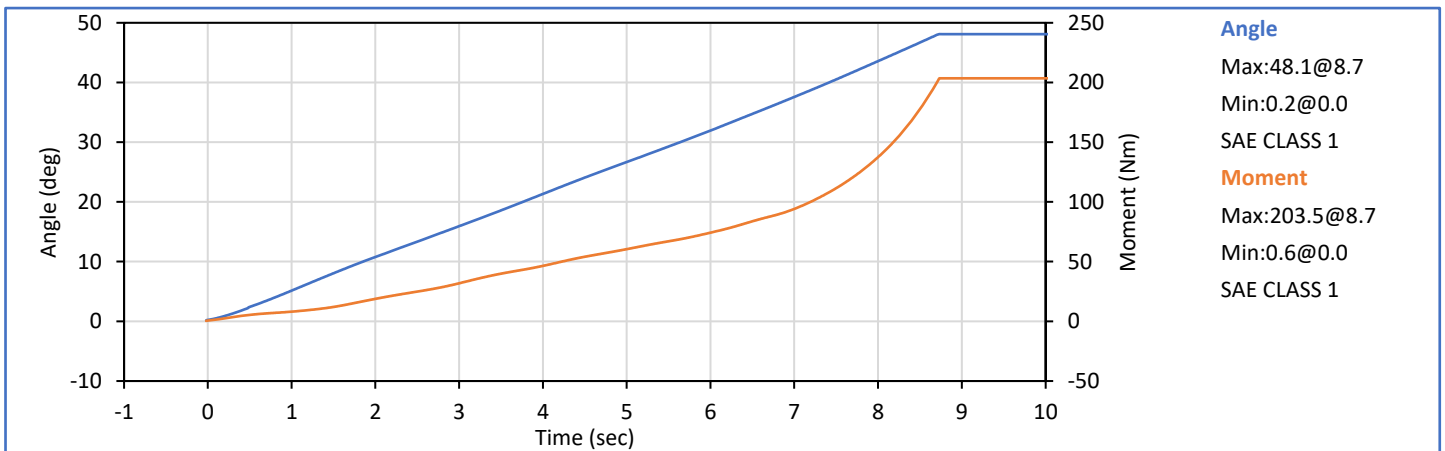
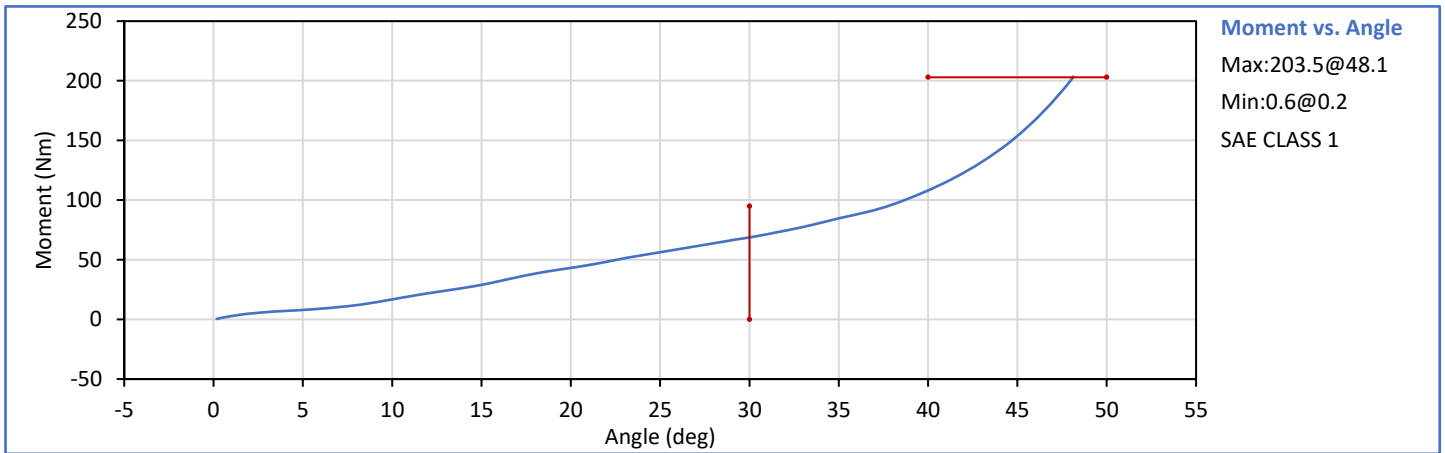
Tested Parameter	Units	Spec. Low	Spec. High	Result	Pass/Fail
Laboratory Temperature	°C	18.9	25.6	20.9	Pass
Laboratory Relative Humidity	%	10	70	35	Pass
Left Hip Rotation Rate	deg/s	5.0	10.0	5.3	Pass
Left Femur Torque at 30°	Nm	0.0	95.0	74.5	Pass
Left Hip Rotation at 203 Nm	deg	40.0	50.0	47.8	Pass
Overall Test Results					Pass



Technician: *G. Fuentes*
G. Fuentes

Approved By: *J. Hernandez*
J. Hernandez

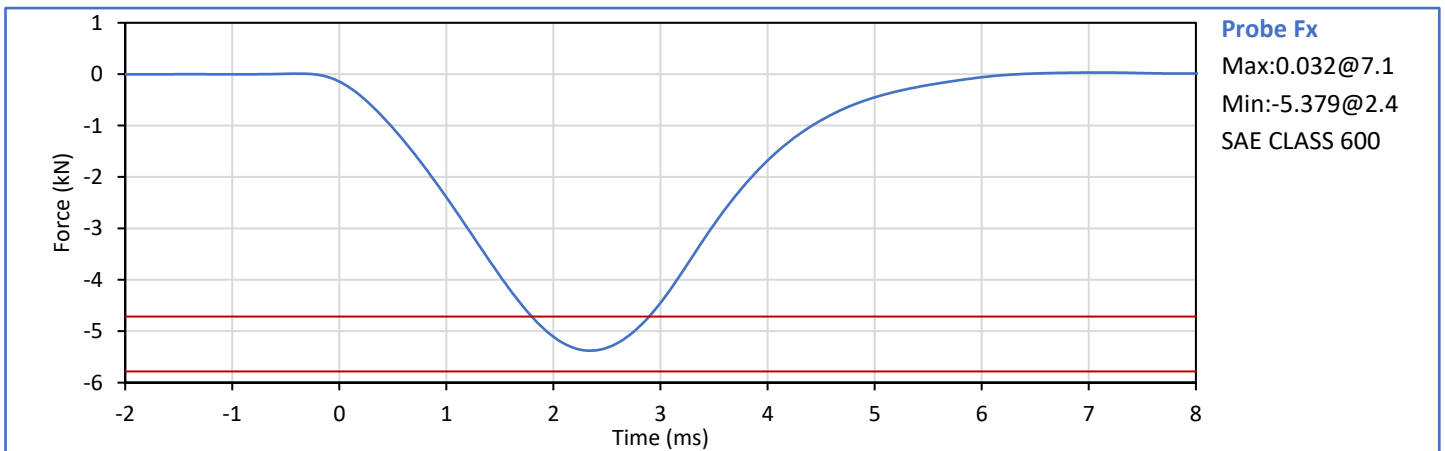
Tested Parameter	Units	Spec. Low	Spec. High	Result	Pass/Fail
Laboratory Temperature	°C	18.9	25.6	20.9	Pass
Laboratory Relative Humidity	%	10	70	35	Pass
Right Hip Rotation Rate	deg/s	5.0	10.0	5.4	Pass
Right Femur Torque at 30°	Nm	0.0	95.0	68.7	Pass
Right Hip Rotation at 203 Nm	deg	40.0	50.0	48.1	Pass
Overall Test Results					Pass



Technician: *G. Fuentes*
G. Fuentes

Approved By: *J. Hernandez*
J. Hernandez

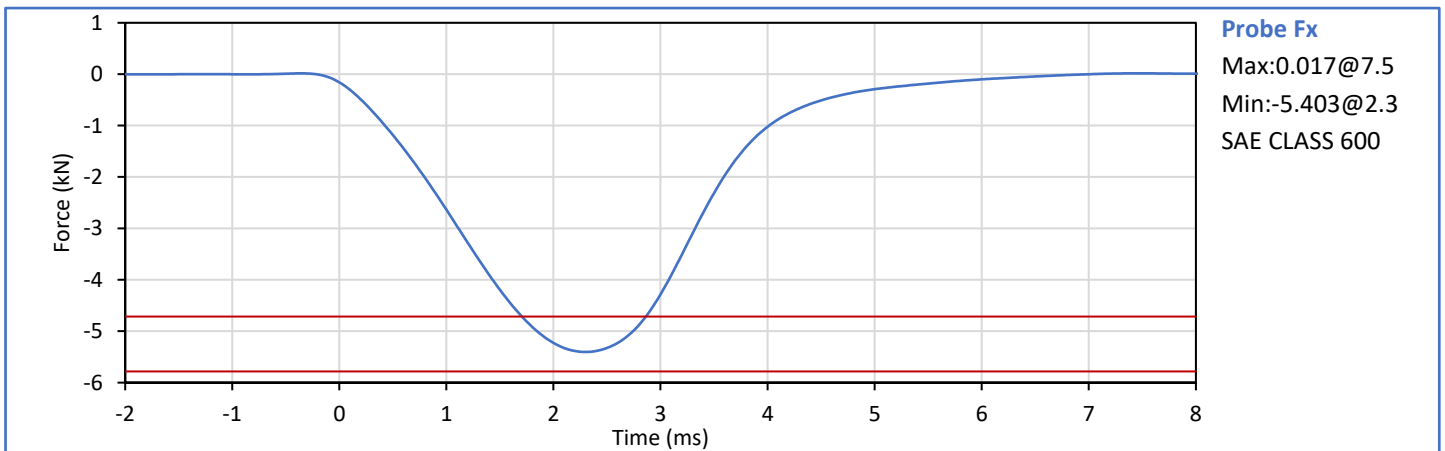
Tested Parameter	Units	Spec. Low	Spec. High	Result	Pass/Fail
Laboratory Temperature	°C	18.9	25.6	21.7	Pass
Laboratory Relative Humidity	%	10	70	39	Pass
Probe Velocity	m/s	2.070	2.130	2.086	Pass
Peak Resistive Force	kN	-5.782	-4.715	-5.379	Pass
Overall Test Results					Pass



Technician: *G. Fuentes*
G. Fuentes

Approved By: *J. Hernandez*
J. Hernandez

Tested Parameter	Units	Spec. Low	Spec. High	Result	Pass/Fail
Laboratory Temperature	°C	18.9	25.6	21.7	Pass
Laboratory Relative Humidity	%	10	70	41	Pass
Probe Velocity	m/s	2.070	2.130	2.095	Pass
Peak Resistive Force	kN	-5.782	-4.715	-5.403	Pass
Overall Test Results					Pass



Technician: *G. Fuentes*
G. Fuentes

Approved By: *J. Hernandez*
J. Hernandez

APPENDIX C
Pre-Test ATD Qualification and Performance Verification
Hybrid III 5th Percentile Female ATD
S/N: DH1644

Dummy Item	Inspect for	Comments	Damage	Okay
Entire ATD	Perform general cleaning			✓
Outer Skin	Gashes, rips, cracks			✓
Head	Ballast secure			✓
	General appearance			✓
Neck bracket	Upper neck firmly attached to lower bracket			✓
Neck	Broken or cracked rubber			✓
	Looseness at the condyle joint			✓
Nodding block	Cracked or out of position			✓
Lumbar Spine	Broken or cracked rubber			✓
Ribs	Broken or bent ribs			✓
	Broken or bent rib supports			✓
	Damping material separated or cracked			✓
	Rubber bumpers in place			✓
Chest Displ. Assembly	Bent shaft			✓
	Slider arm riding in track			✓
Sensors	Check cables for cuts, tears			✓
	Check for damaged insulation			✓
Accelerometer Mounting	Head mounting secure			✓
	Chest mounting secure			✓
Knees	Skin condition			✓
	Insert (do not remove)			✓
	Casting			✓
Limbs	Normal movement and adjustment			✓
Knee Sliders	Wires intact			✓
	Rubber returned to "resting" position			✓
Pelvis	Broken			✓
Other	Describe below as needed			✓

Describe any repairs or replacement of parts or other findings:

No Problems Found

Technician: *Bill LGS III*
G. Fuentes

Approved By: *Scott*
J. Hernandez


Tested Parameter	Units	Spec. Low	Spec. High	Result	Pass/Fail
Laboratory Temperature	°C	20.6	22.2	21.4	Pass
Laboratory Relative Humidity	%	10	70	37	Pass
A - Total sitting height	mm	775	800	787	Pass
B - Shoulder pivot height	mm	432	457	442	Pass
C - 'H' point height	mm	81	86	84	Pass
D - 'H' point location from backline	mm	145	150	148	Pass
E - Shoulder pivot from backline	mm	69	84	79	Pass
F - Thigh clearance	mm	119	135	129	Pass
G - Back of elbow to wrist pivot	mm	244	259	251	Pass
H - Head back to backline	mm	41	46	45	Pass
I - Shoulder to elbow length	mm	277	297	291	Pass
J - Elbow rest height	mm	183	203	192	Pass
K - Buttock to knee length	mm	521	546	536	Pass
L - Popliteal length	mm	356	376	371	Pass
M - Knee pivot height	mm	394	419	409	Pass
N - Buttock popliteal length	mm	414	439	427	Pass
O - Chest depth without jacket	mm	175	191	185	Pass
P - Foot length	mm	219	234	222	Pass
R - Buttock to Knee Pivot Length	mm	457	483	467	Pass
S - Head Breadth	mm	137	147	144	Pass
T - Head Depth	mm	178	188	183	Pass
U - Hip Breadth	mm	300	315	311	Pass
V - Shoulder breadth	mm	351	366	355	Pass
W - Foot breadth	mm	79	94	84	Pass
X - Head circum.	mm	528	549	542	Pass
Y - Chest circum. (w/chest jacket)	mm	851	881	865	Pass
Z - Waist circum.	mm	760	790	779	Pass
AA - Location for chest circum.	mm	333	358	343	Pass
BB - Location for waist circum.	mm	160	170	165	Pass
Overall Test Results					Pass

Technician:



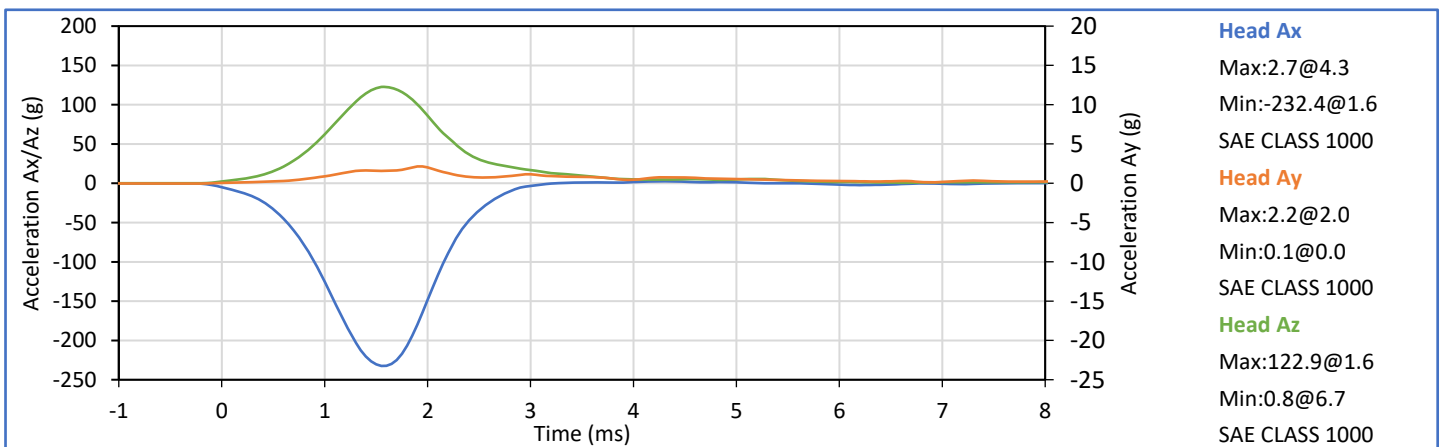
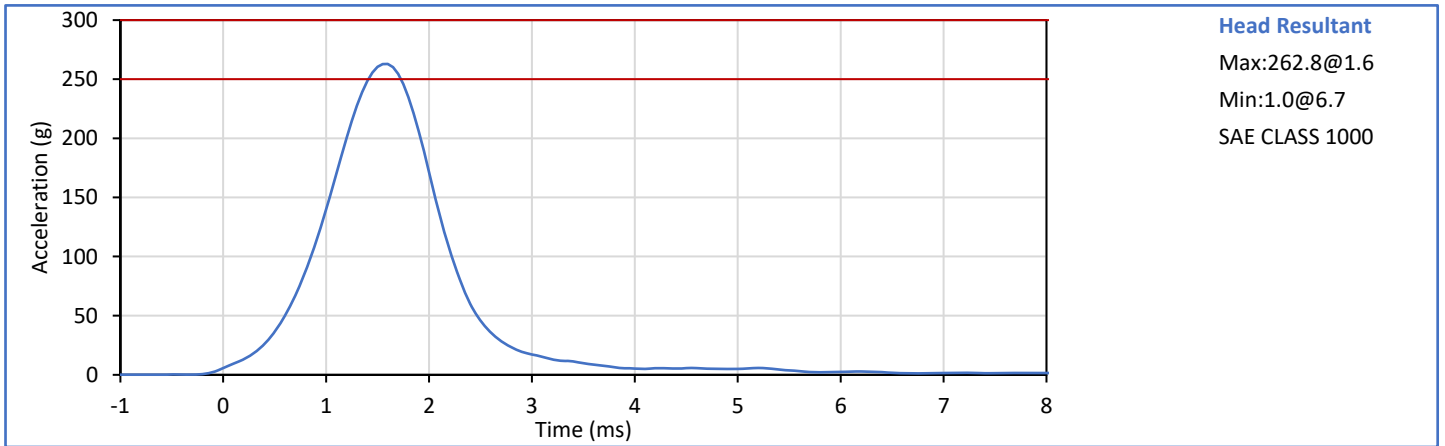
G. Fuentes

Approved By:



J. Hernandez

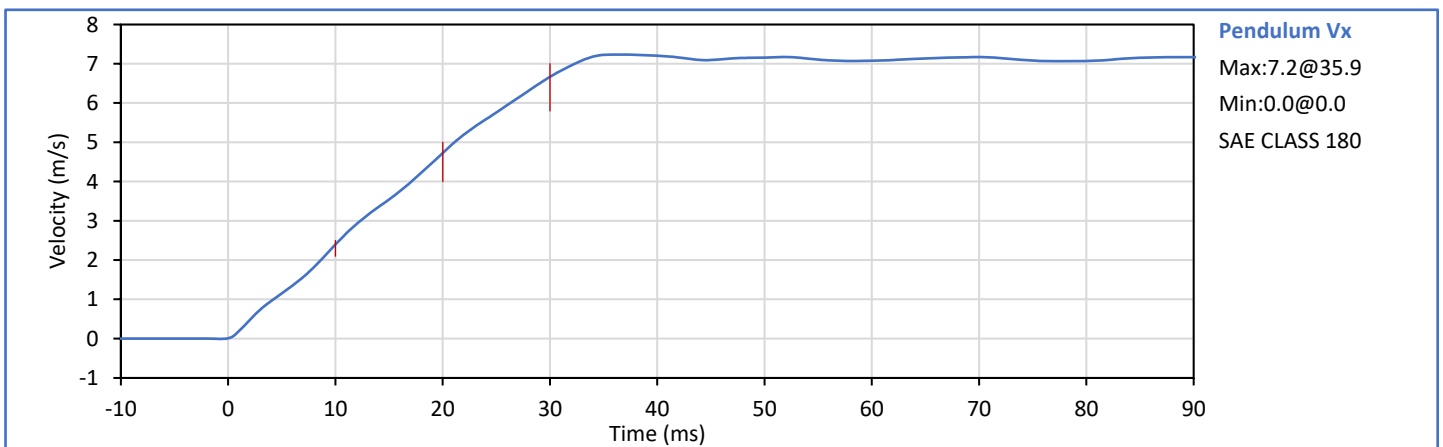
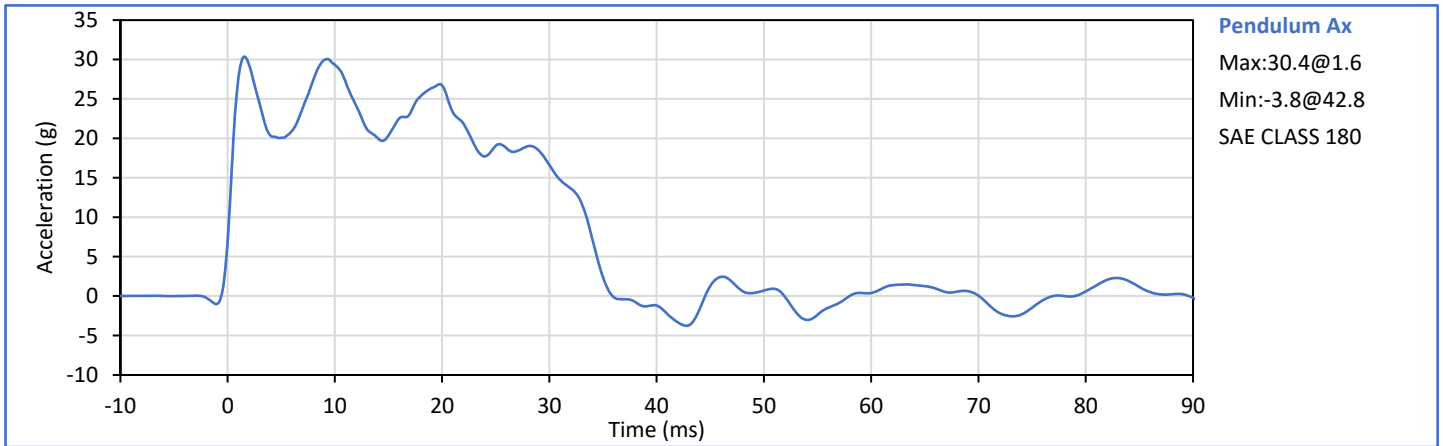
Tested Parameter	Units	Spec. Low	Spec. High	Result	Pass/Fail
Laboratory Temperature	°C	18.9	25.6	21.1	Pass
Laboratory Humidity	%	10	70	35	Pass
Peak Resultant Acceleration	g	250.0	300.0	262.8	Pass
Peak Lateral Acceleration	g	-15.0	15.0	2.2	Pass
Oscillations After Main Pulse	%	0.0	10.0	1.3	Pass
Is Acceleration Unimodal?	Yes/No	Yes		Yes	Pass
Overall Test Results					Pass



Technician: *Mill III*
G. Fuentes

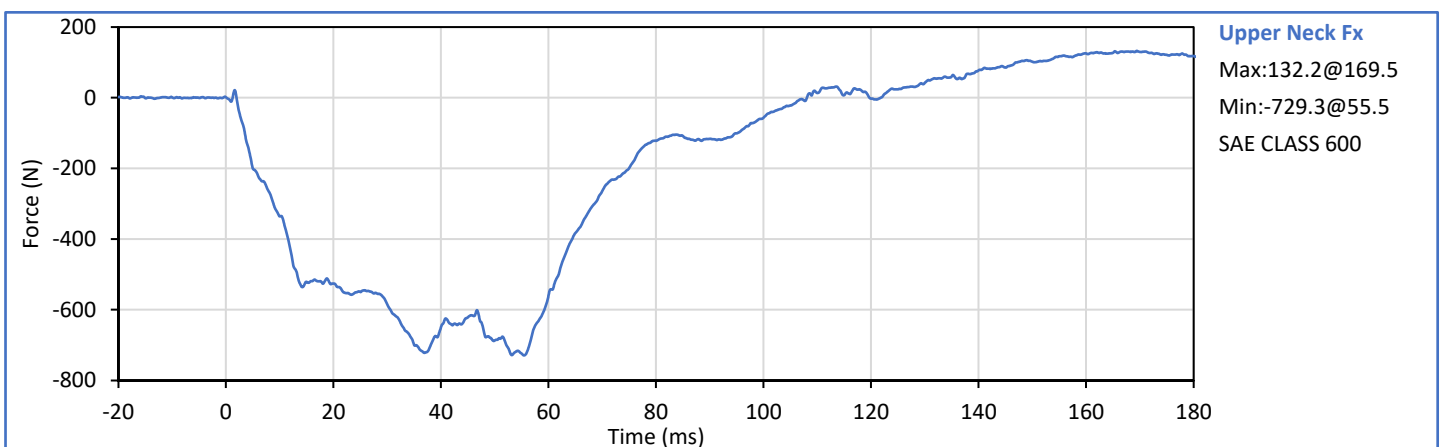
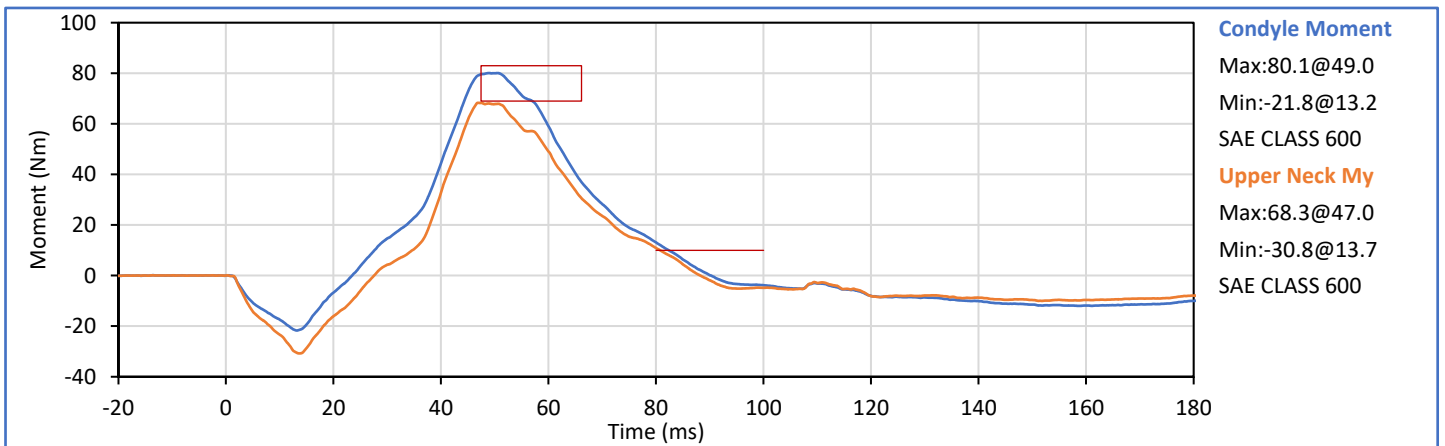
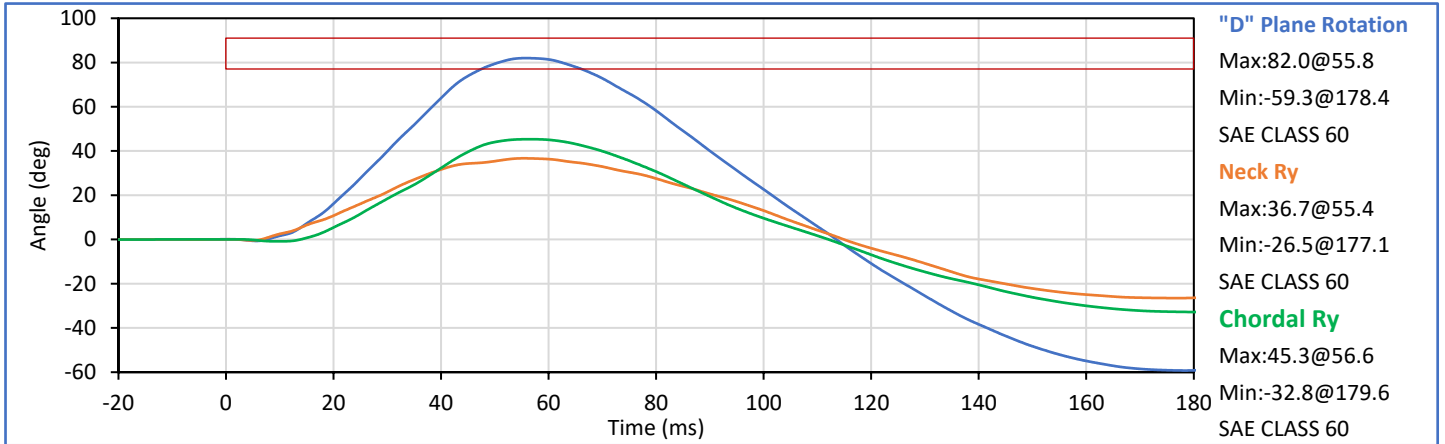
Approved By: *Smith*
J. Hernandez

Tested Parameter	Units	Spec. Low	Spec. High	Result	Pass/Fail
Laboratory Temperature	°C	20.6	22.2	21.0	Pass
Laboratory Humidity	%	10	70	35	Pass
Pendulum Velocity	m/s	6.89	7.13	7.00	Pass
Pendulum Velocity at 10 ms	m/s	2.10	2.50	2.39	Pass
Pendulum Velocity at 20 ms	m/s	4.00	5.00	4.73	Pass
Pendulum Velocity at 30 ms	m/s	5.80	7.00	6.67	Pass
Peak "D" Plane Rotation	deg	77.0	91.0	82.0	Pass
Peak Moment in Rotation	Nm	69.0	83.0	80.1	Pass
Positive Moment Decay to 10 Nm	ms	80.0	100.0	82.4	Pass
Overall Test Results					Pass

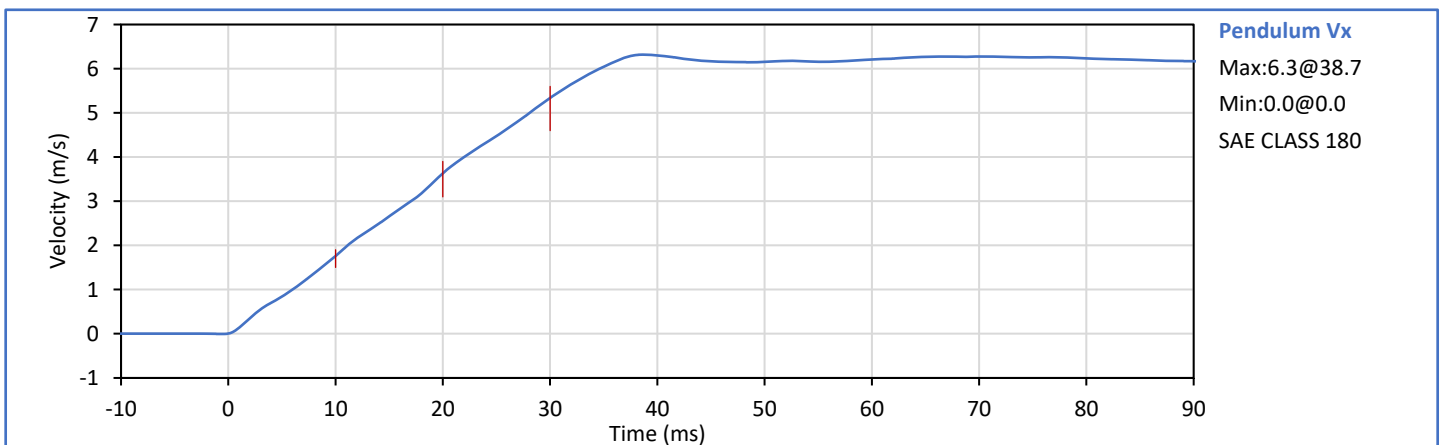
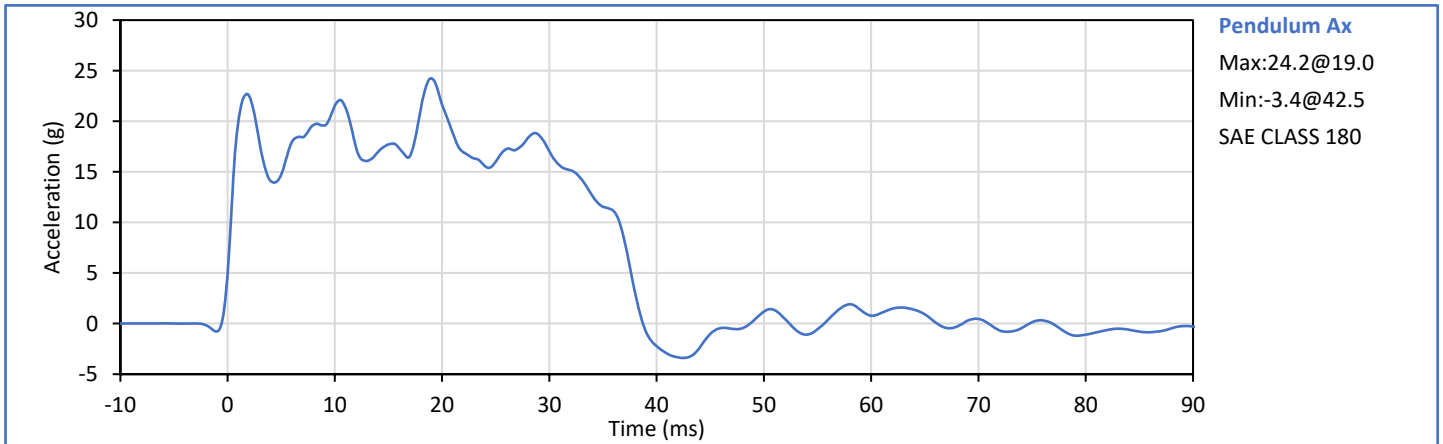


Technician: *Millie LGS III*
G. Fuentes

Approved By: *J. Hernandez*
J. Hernandez

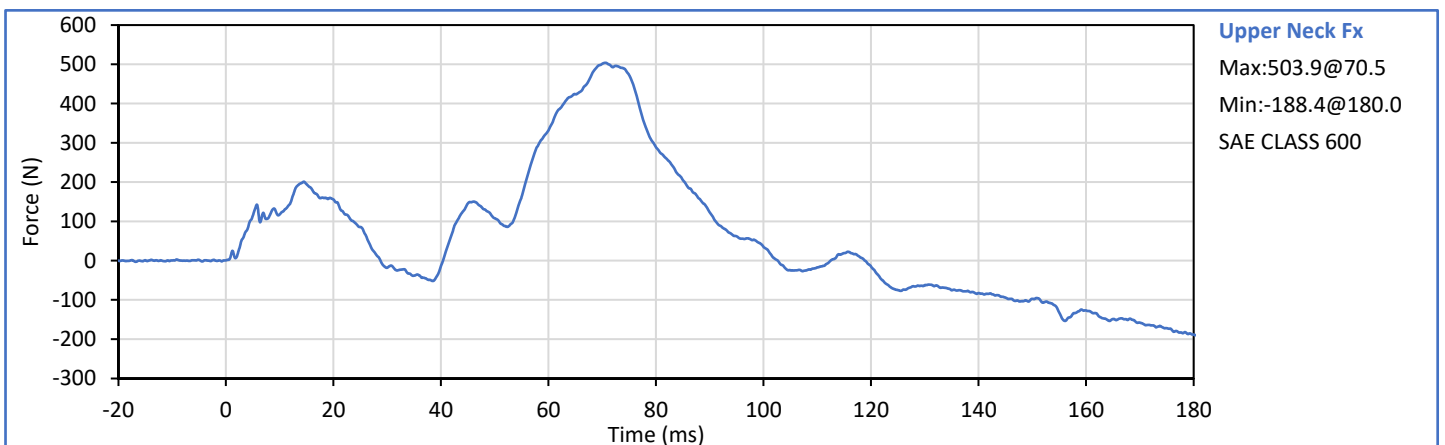
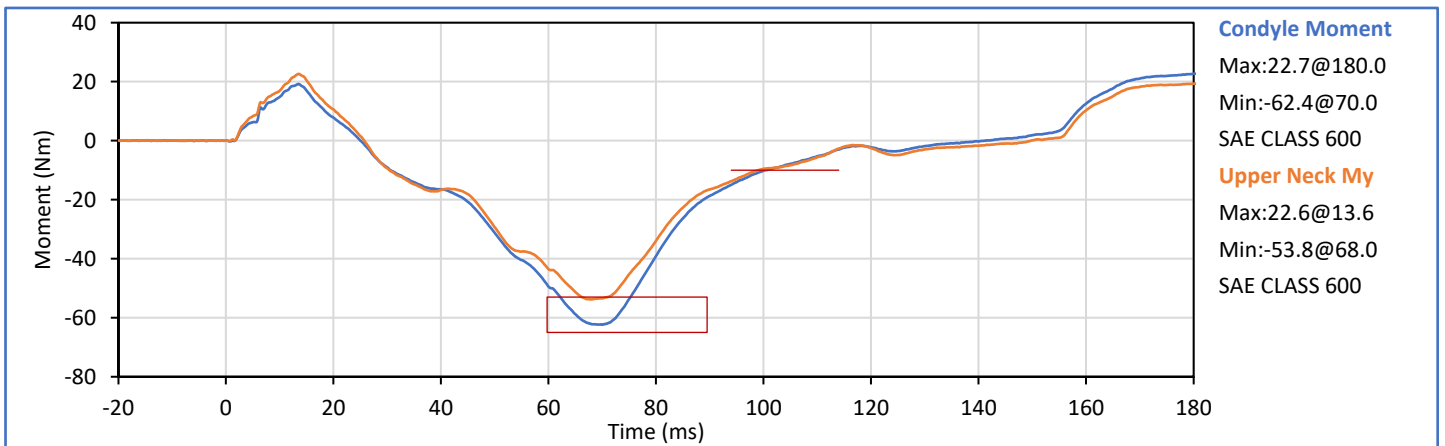
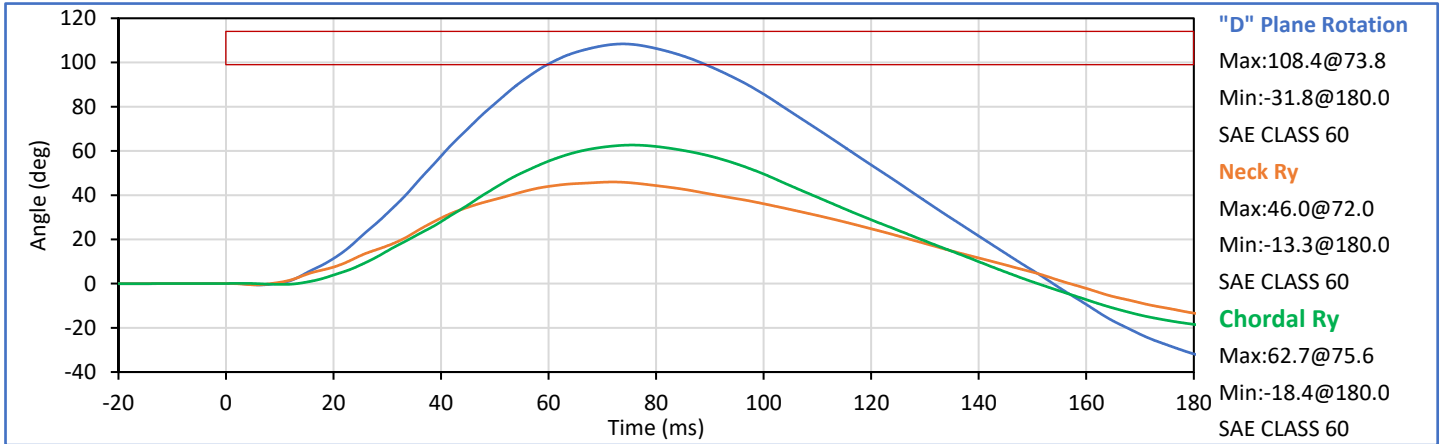


Tested Parameter	Units	Spec. Low	Spec. High	Result	Pass/Fail
Laboratory Temperature	°C	20.6	22.2	21.0	Pass
Laboratory Relative Humidity	%	10	70	35	Pass
Pendulum Velocity	m/s	5.95	6.19	6.09	Pass
Pendulum Velocity at 10 ms	m/s	1.50	1.90	1.76	Pass
Pendulum Velocity at 20 ms	m/s	3.10	3.90	3.63	Pass
Pendulum Velocity at 30 ms	m/s	4.60	5.60	5.34	Pass
Peak "D" Plane Rotation	deg	99.0	114.0	108.4	Pass
Peak Moment in Rotation	Nm	-65.0	-53.0	-62.4	Pass
Negative Moment Decay to -10 Nm	ms	94.0	114.0	100.5	Pass
Overall Test Results					Pass

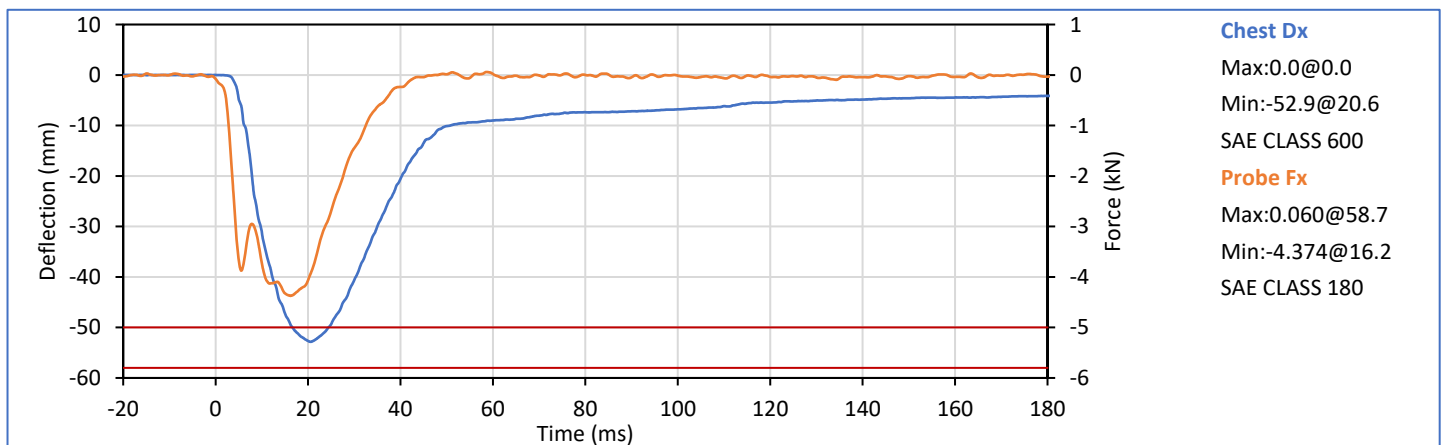
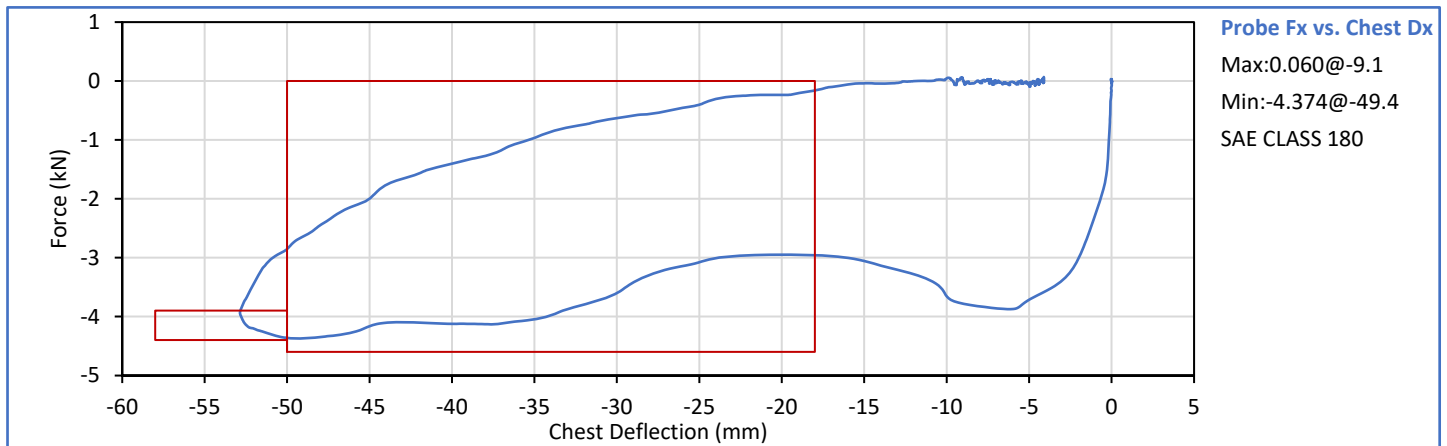


Technician: *G. Fuentes*
G. Fuentes

Approved By: *J. Hernandez*
J. Hernandez



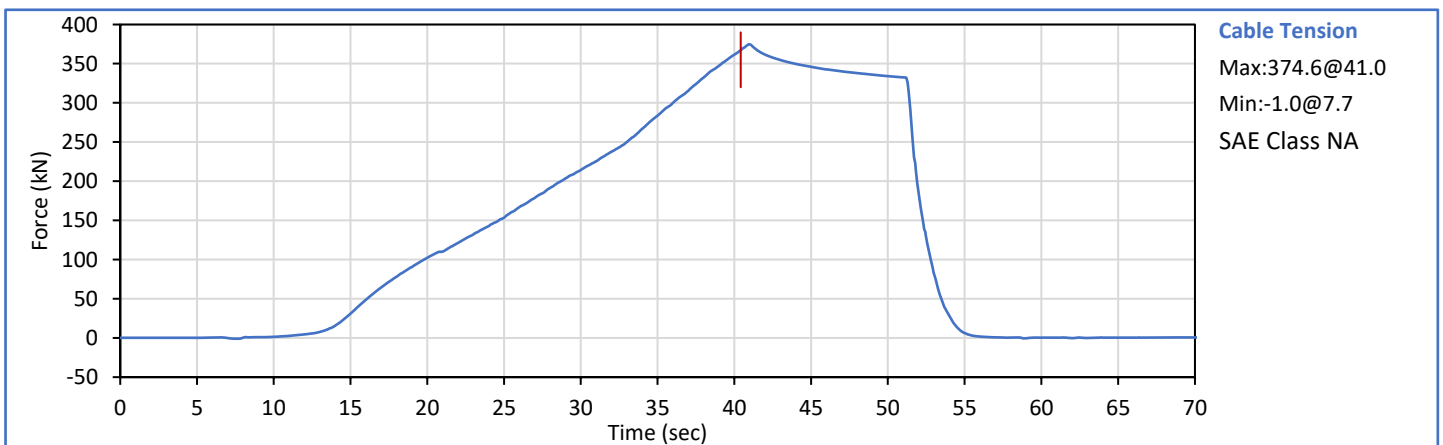
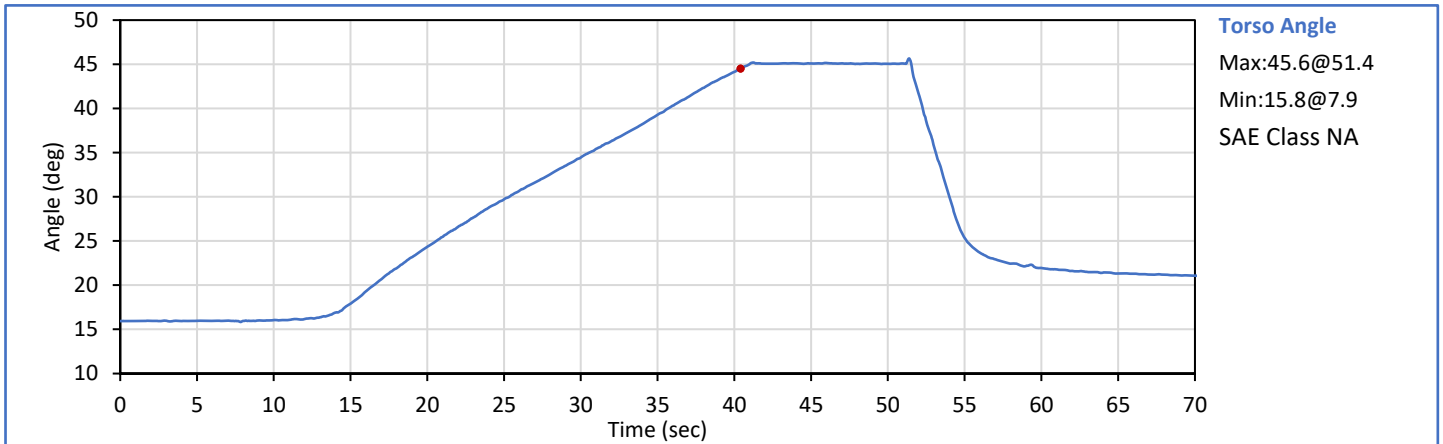
Tested Parameter	Units	Spec. Low	Spec. High	Result	Pass/Fail
Laboratory Temperature	°C	20.6	22.2	21.1	Pass
Laboratory RelativeHumidity	%	10	70	40	Pass
Probe Velocity	m/s	6.59	6.83	6.76	Pass
Peak Chest Deflection	mm	-58.0	-50.0	-52.9	Pass
Peak Probe Force, 50 and 58 mm	kN	-4.400	-3.900	-4.363	Pass
Peak Probe Force, 18 and 50 mm	kN	-4.600	0.000	-4.374	Pass
Internal Hysteresis	%	69.0	85.0	76.8	Pass
Overall Test Results					Pass



Technician: *Millie L. G. III*
 G. Fuentes

Approved By: *J. Hernandez*
 J. Hernandez

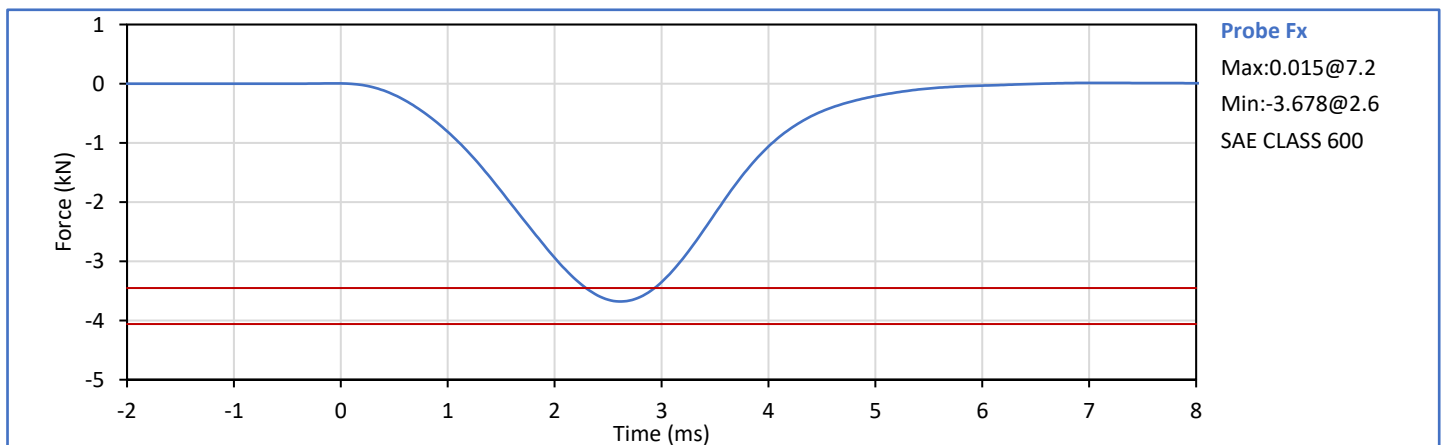
Tested Parameter	Units	Spec. Low	Spec. High	Result	Pass/Fail
Laboratory Temperature	°C	18.9	25.6	21.1	Pass
Laboratory Humidity	%	10	70	40	Pass
Orientation Angle	deg	0.0	20.0	15.9	Pass
Test Initial Angle	deg	11.0	19.0	15.9	Pass
Peak Force at 45° (+/-0.5°)	N	320.0	390.0	367.0	Pass
Torso Flexion Rate	deg/s	0.50	1.50	1.06	Pass
Final Reference Plane Angle	deg	-8.0	8.0	4.3	Pass
Overall Test Results					Pass



Technician: *Millie L. G. III*
G. Fuentes

Approved By: *J. Hernandez*
J. Hernandez

Tested Parameter	Units	Spec. Low	Spec. High	Result	Pass/Fail
Laboratory Temperature	°C	18.9	25.6	21.1	Pass
Laboratory Relative Humidity	%	10	70	35	Pass
Probe Velocity	m/s	2.070	2.130	2.109	Pass
Peak Resistive Force	kN	-4.060	-3.450	-3.678	Pass
Overall Test Results					Pass



Technician: _____

G. Fuentes

G. Fuentes

Approved By: _____

J. Hernandez

J. Hernandez

APPENDIX C
Post-Test ATD Qualification and Performance Verification
Hybrid III 50th Percentile Male ATD
S/N: 360


ATD Serial No.: 360


Test Date: 2024-05-23

Dummy Item	Inspect for	Comments	Damage	OK
Entire ATD	Perform general cleaning			✓
Outer Skin	Gashes, rips, cracks			✓
Head	Ballast secure			✓
	General appearance			✓
Neck bracket	Upper neck firmly attached to lower bracket			✓
Neck	Broken or cracked rubber			✓
	Looseness at the condyle joint			✓
Nodding block	Cracked or out of position			✓
Lumbar Spine	Broken or cracked rubber			✓
Ribs	Broken or bent ribs			✓
	Broken or bent rib supports			✓
	Damping material separated or cracked			✓
	Rubber bumpers in place			✓
Chest Displ. Assembly	Bent shaft			✓
	Slider arm riding in track			✓
Sensors	Check cables for cuts, tears			✓
	Check for damaged insulation			✓
Accelerometer Mounting	Head mounting secure			✓
	Chest mounting secure			✓
Knees	Skin condition			✓
	Insert (do not remove)			✓
	Casting			✓
Limbs	Normal movement and adjustment			✓
Knee Sliders	Wires intact			✓
	Rubber returned to "resting" position			✓
Pelvis	Broken			✓
Other	Describe below as needed			✓

Describe any repairs or replacement of parts or other findings:

No Problems Found

Technician: 
G. Fuentes

Approved By: 
J. Hernandez

Tested Parameter	Units	Spec. Low	Spec. High	Result	Pass/Fail
Laboratory Temperature	°C	20.6	22.2	21.3	Pass
Laboratory Relative Humidity	%	10	70	35	Pass
A - Total sitting height	mm	879	889	886	Pass
B - Shoulder pivot height	mm	505	521	513	Pass
C - 'H' point height	mm	84	89	86	Pass
D - 'H' point location from backline	mm	135	140	137	Pass
E - Shoulder pivot from backline	mm	84	94	91	Pass
F - Thigh clearance	mm	140	155	147	Pass
G - Back of elbow to wrist pivot	mm	290	305	299	Pass
H - Head back to backline	mm	41	46	46	Pass
I - Shoulder to elbow length	mm	330	345	338	Pass
J - Elbow rest height	mm	190	211	198	Pass
K - Buttock to knee length	mm	579	604	589	Pass
L - Popliteal length	mm	429	455	446	Pass
M - Knee pivot height	mm	485	500	498	Pass
N - Buttock popliteal length	mm	452	477	465	Pass
O - Chest depth without jacket	mm	213	229	218	Pass
P - Foot length	mm	251	267	256	Pass
V - Shoulder breadth	mm	422	437	427	Pass
W - Foot breadth	mm	91	107	99	Pass
Y - Chest circum. (w/chest jacket)	mm	970	1001	985	Pass
Z - Waist circum.	mm	836	866	857	Pass
AA - Location for chest circum.	mm	429	434	434	Pass
BB - Location for waist circum.	mm	226	231	230	Pass
Overall Test Results					Pass

Technician:



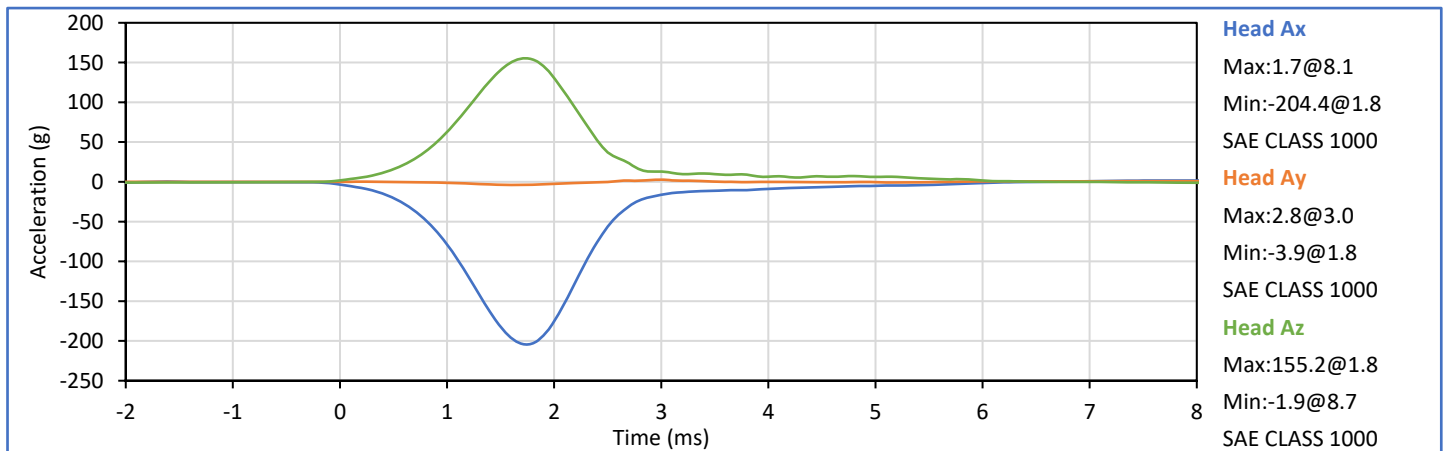
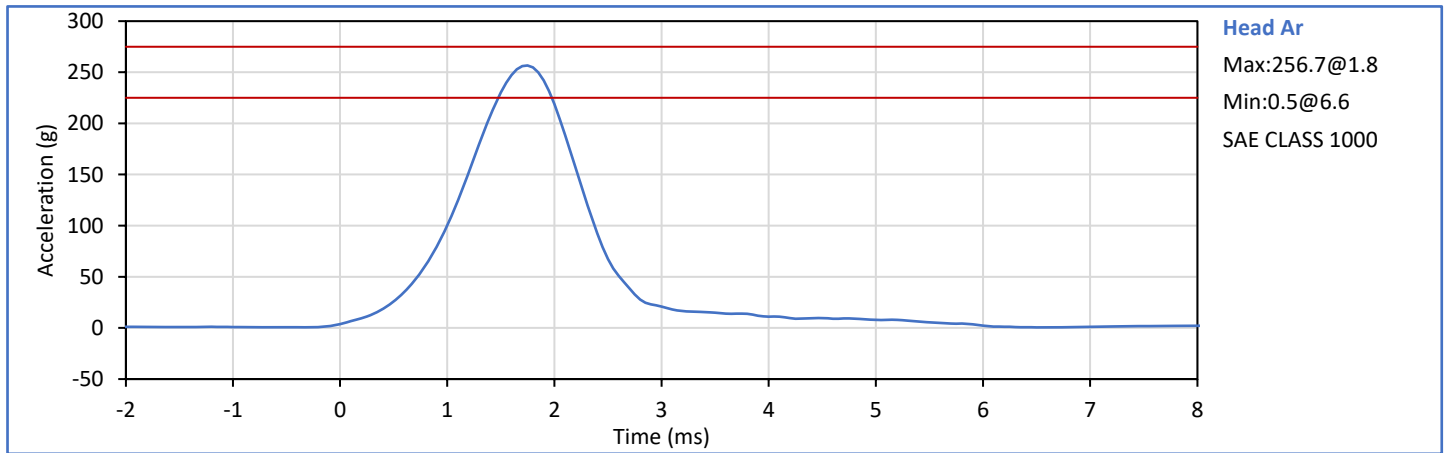
G. Fuentes

Approved By:



J. Hernandez

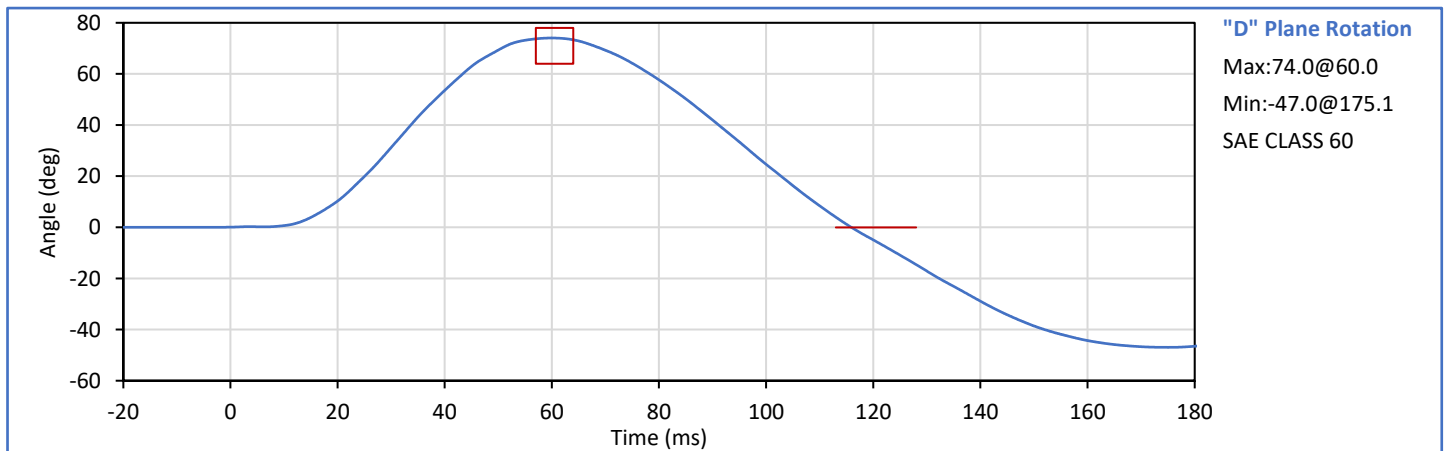
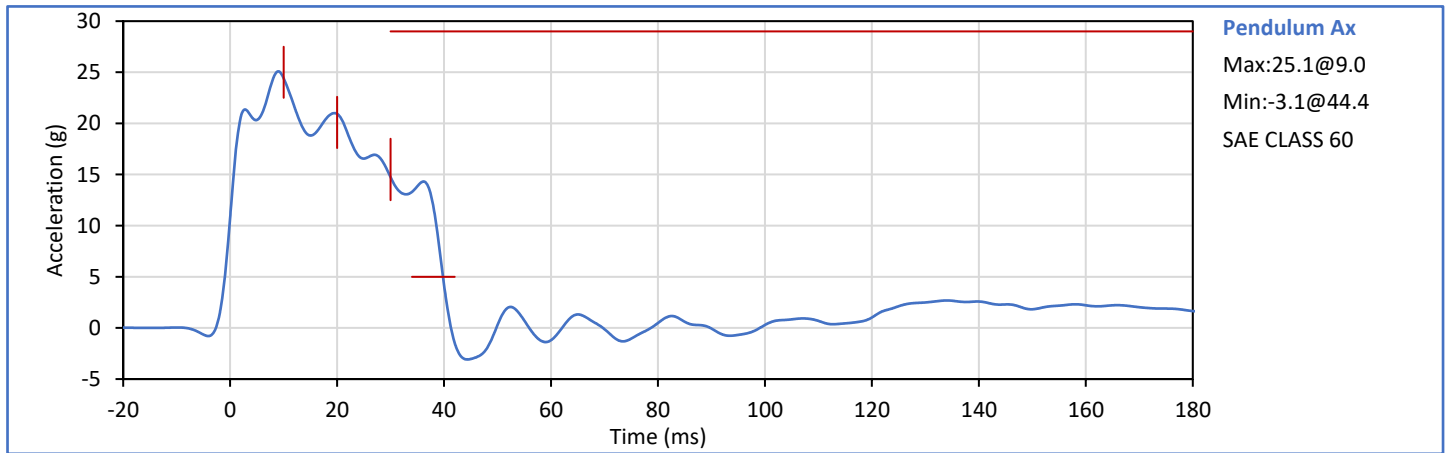
Tested Parameter	Units	Spec. Low	Spec. High	Result	Pass/Fail
Laboratory Temperature	°C	18.9	25.6	21.7	Pass
Laboratory Relative Humidity	%	10	70	41	Pass
Peak Resultant Acceleration	g	225.0	275.0	256.7	Pass
Peak Lateral Acceleration	g	-15.0	15.0	-3.9	Pass
Oscillations After Main Pulse	%	0.0	10.0	0.0	Pass
Is Acceleration Unimodal?	Yes/No	Yes		Yes	Pass
Overall Test Results					Pass



Technician: *G. Fuentes*
G. Fuentes

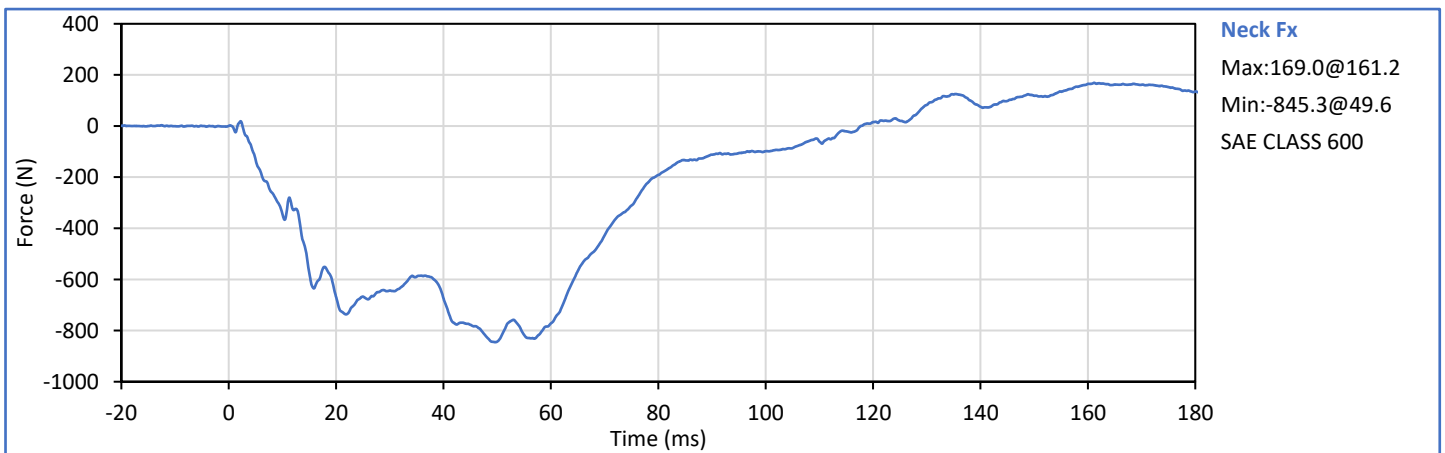
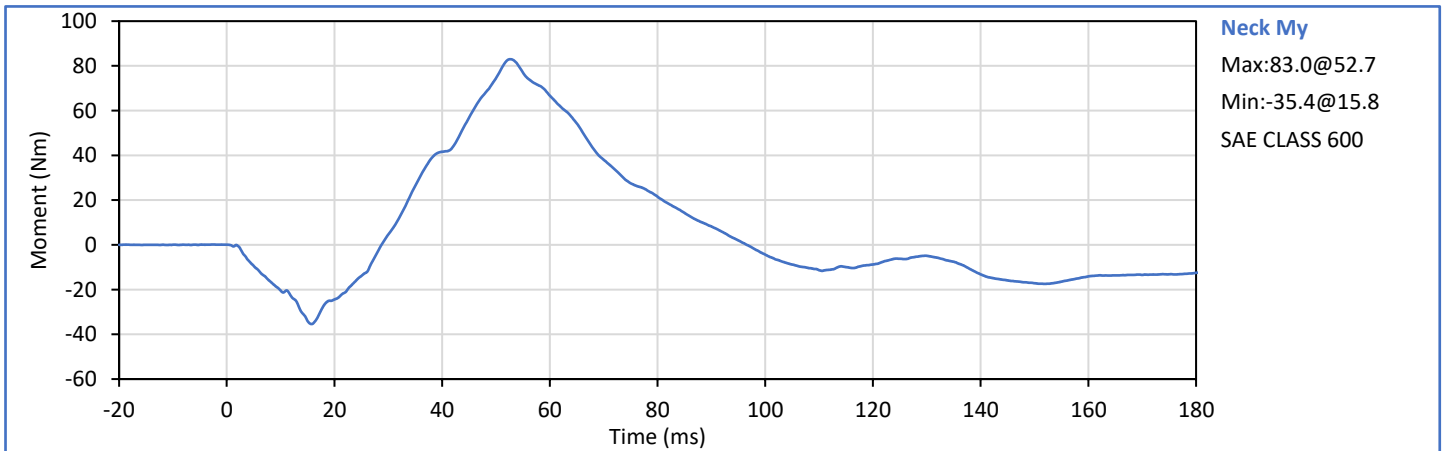
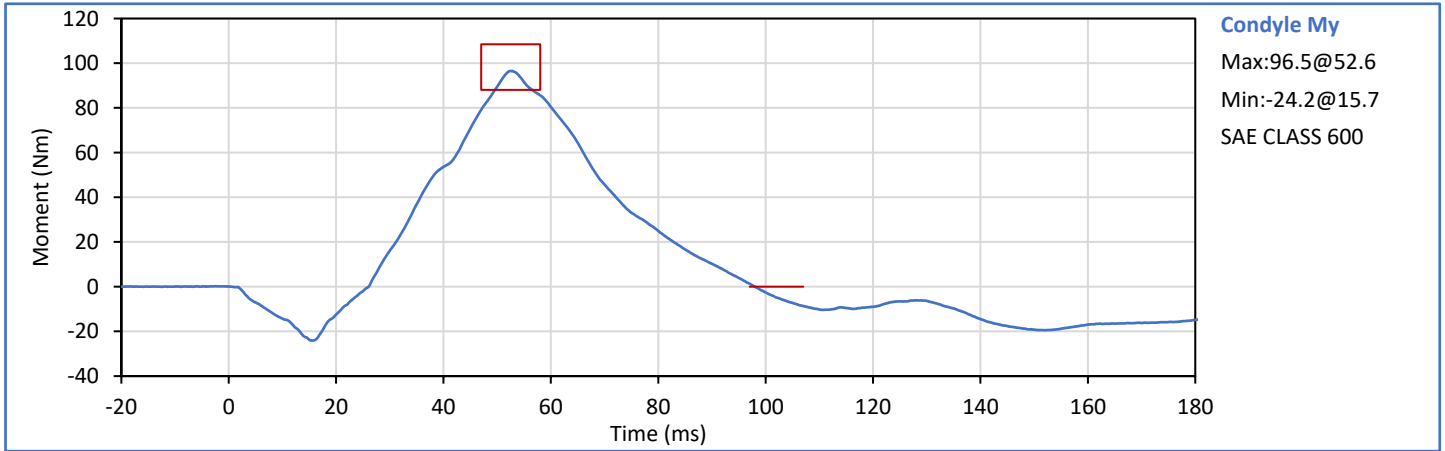
Approved By: *J. Hernandez*
J. Hernandez

Tested Parameter	Units	Spec. Low	Spec. High	Result	Pass/Fail
Laboratory Temperature	°C	20.6	22.2	21.1	Pass
Laboratory Relative Humidity	%	10	70	35	Pass
Pendulum Velocity	m/s	6.89	7.13	6.92	Pass
Pendulum Deceleration at 10 ms	g	22.5	27.5	24.4	Pass
Pendulum Deceleration at 20 ms	g	17.6	22.6	20.9	Pass
Pendulum Deceleration at 30 ms	g	12.5	18.5	14.7	Pass
Peak Pendulum Decel After 30 ms	g	0.0	29.0	14.7	Pass
Deceleration Decay to Cross 5g	ms	34.0	42.0	39.8	Pass
"D" Plane Rotation peak	deg	64.0	78.0	74.0	Pass
	ms	57.0	64.0	60.0	Pass
"D" Plane Rotation Decay to Zero	ms	113.0	128.0	116.0	Pass
Moment About Occipital Condyle	Nm	88.1	108.5	96.5	Pass
	ms	47.0	58.0	52.6	Pass
Moment Decay, Peak to Zero	ms	97.0	107.0	98.0	Pass
Overall Test Results					Pass

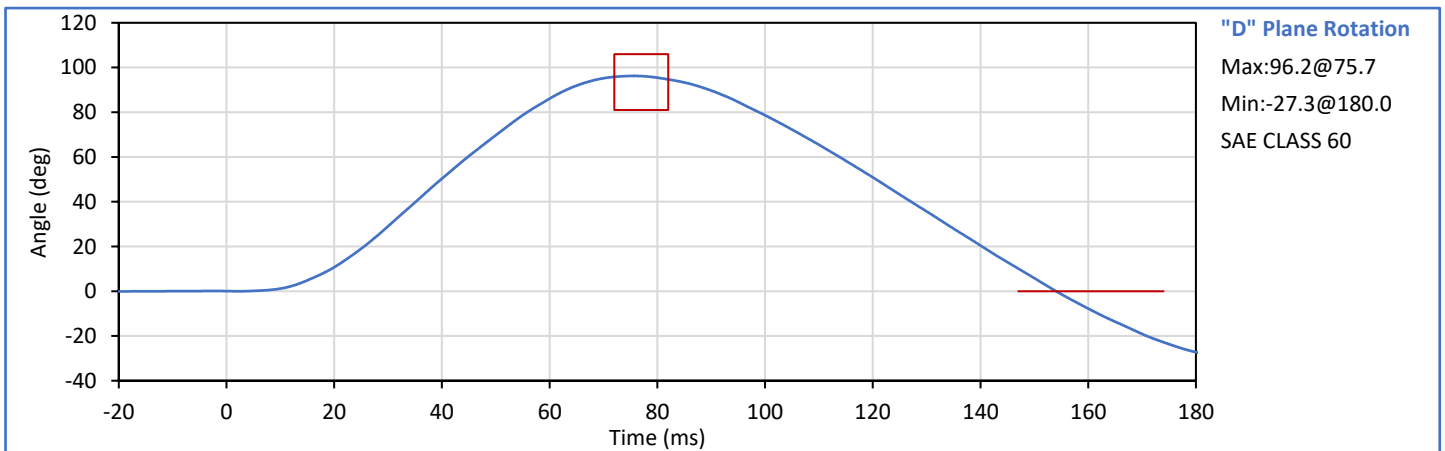
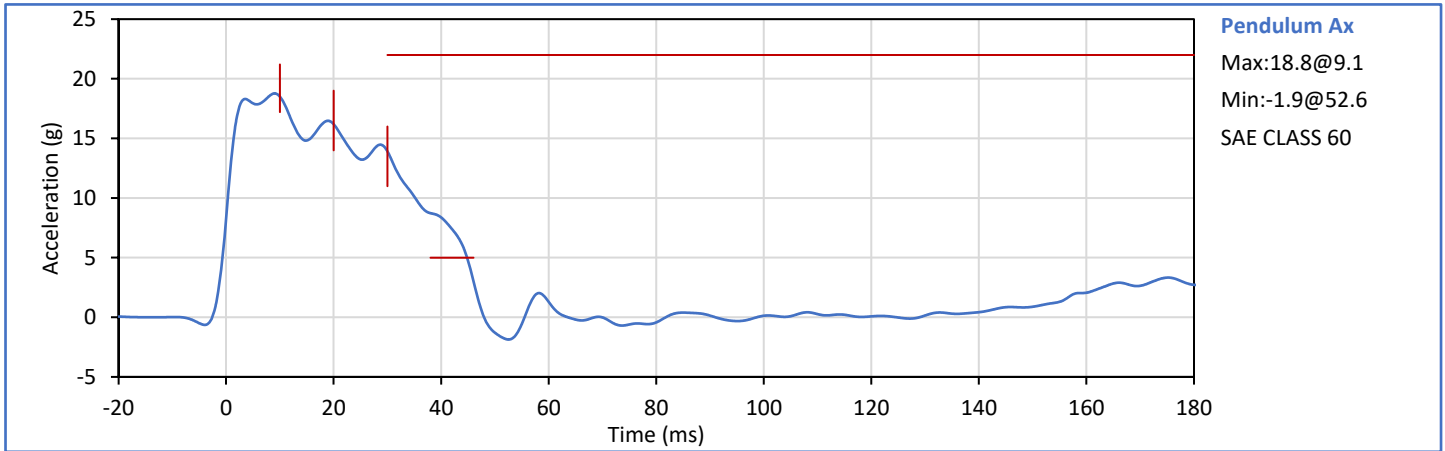


Technician: *G. Fuentes*
G. Fuentes

Approved By: *J. Hernandez*
J. Hernandez

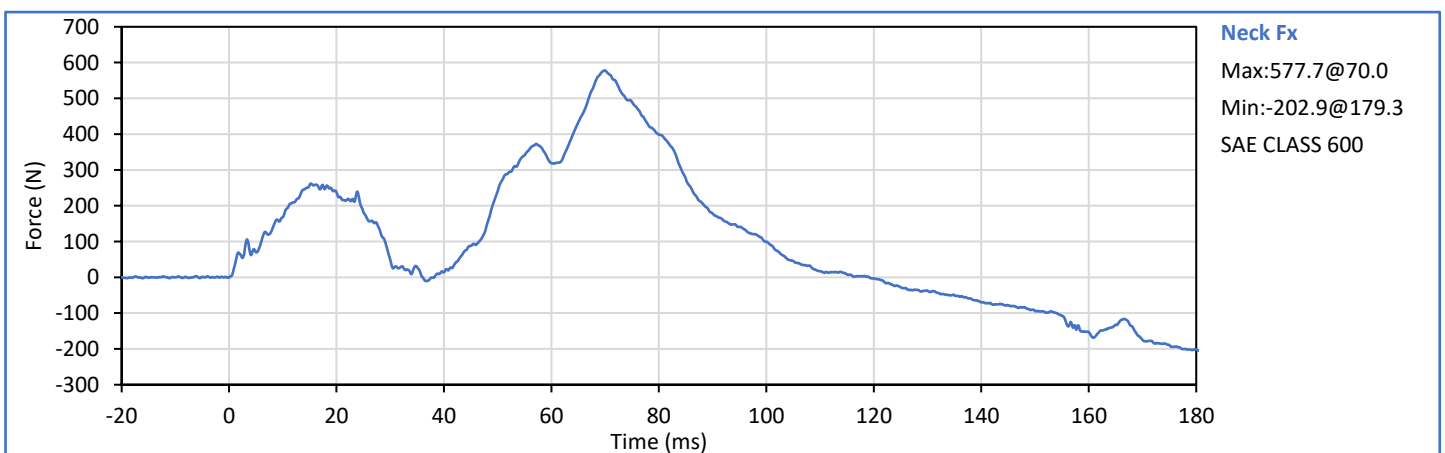
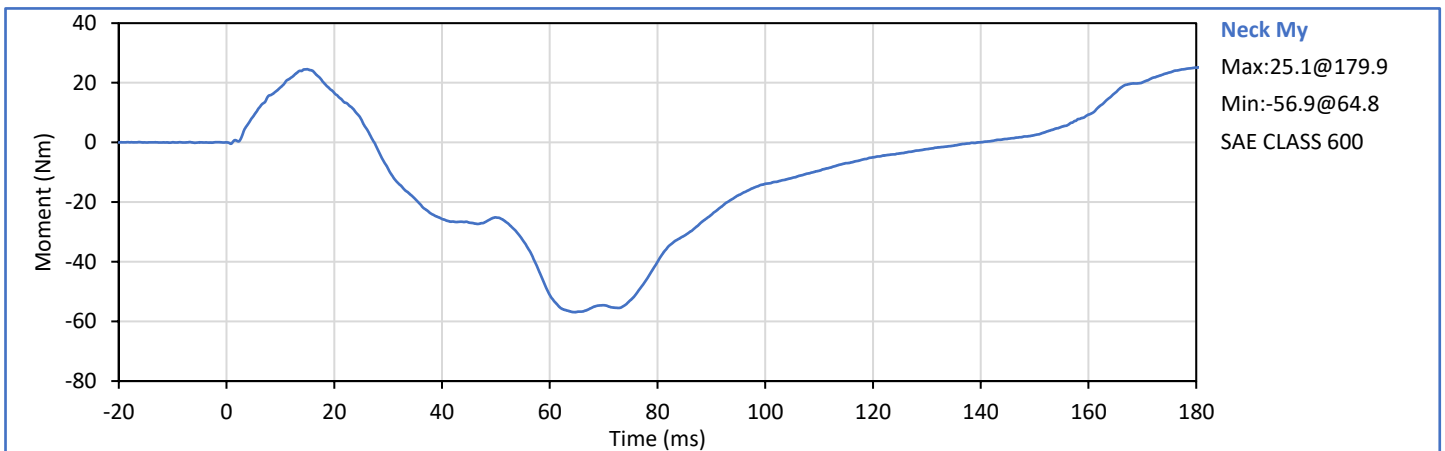
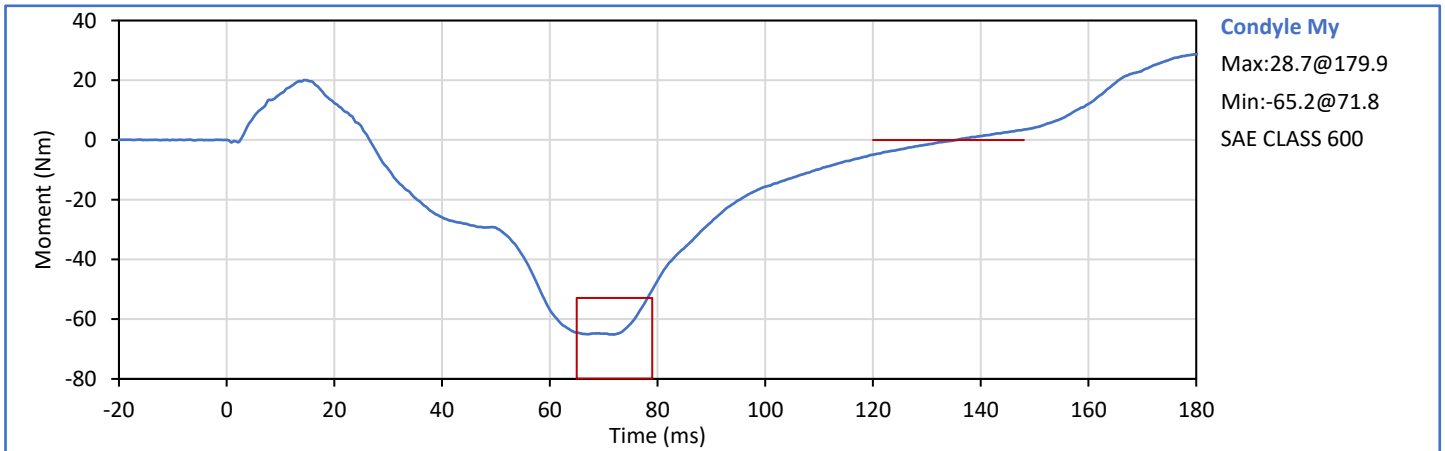


Tested Parameter	Units	Spec. Low	Spec. High	Result	Pass/Fail
Laboratory Temperature	°C	20.6	22.2	21.7	Pass
Laboratory Relative Humidity	%	10	70	35	Pass
Pendulum Velocity	m/s	5.94	6.19	6.00	Pass
Pendulum Deceleration at 10 ms	g	17.2	21.2	18.5	Pass
Pendulum Deceleration at 20 ms	g	14.0	19.0	16.2	Pass
Pendulum Deceleration at 30 ms	g	11.0	16.0	13.9	Pass
Peak Pendulum Decel After 30 ms	g	0.0	22.0	13.9	Pass
Deceleration Decay to Cross 5g	ms	38.0	46.0	44.8	Pass
"D" Plane Rotation peak	deg	81.0	106.0	96.2	Pass
	ms	72.0	82.0	75.7	Pass
"D" Plane Rotation Decay to Zero	ms	147.0	174.0	154.1	Pass
Moment About Occipital Condyle	Nm	-79.9	-52.9	-65.2	Pass
	ms	65.0	79.0	71.8	Pass
Moment Decay, Peak to Zero	ms	120.0	148.0	135.6	Pass
Overall Test Results					Pass

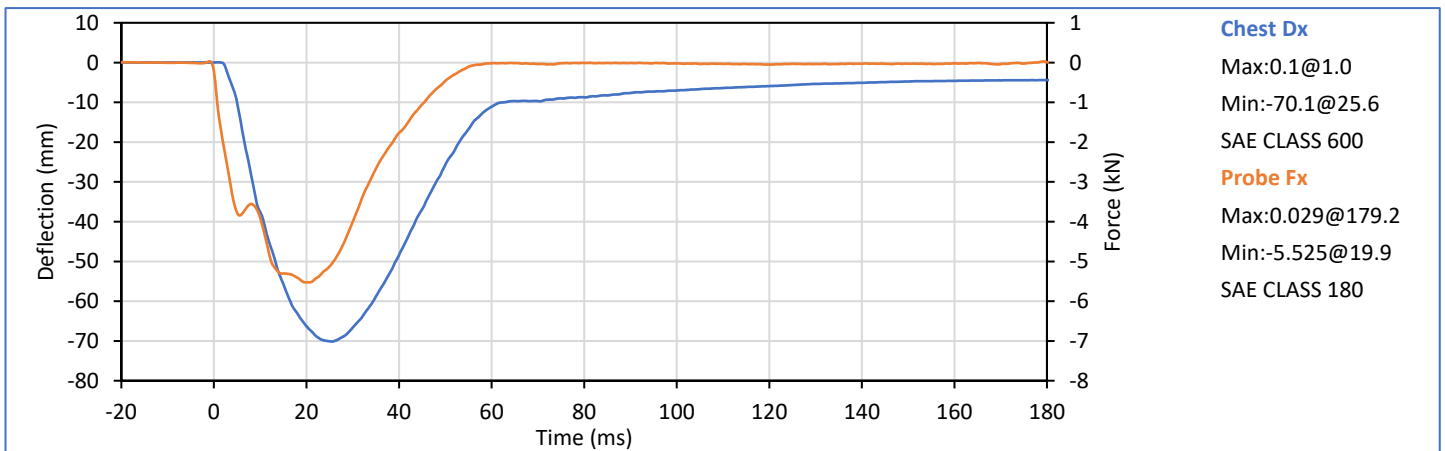
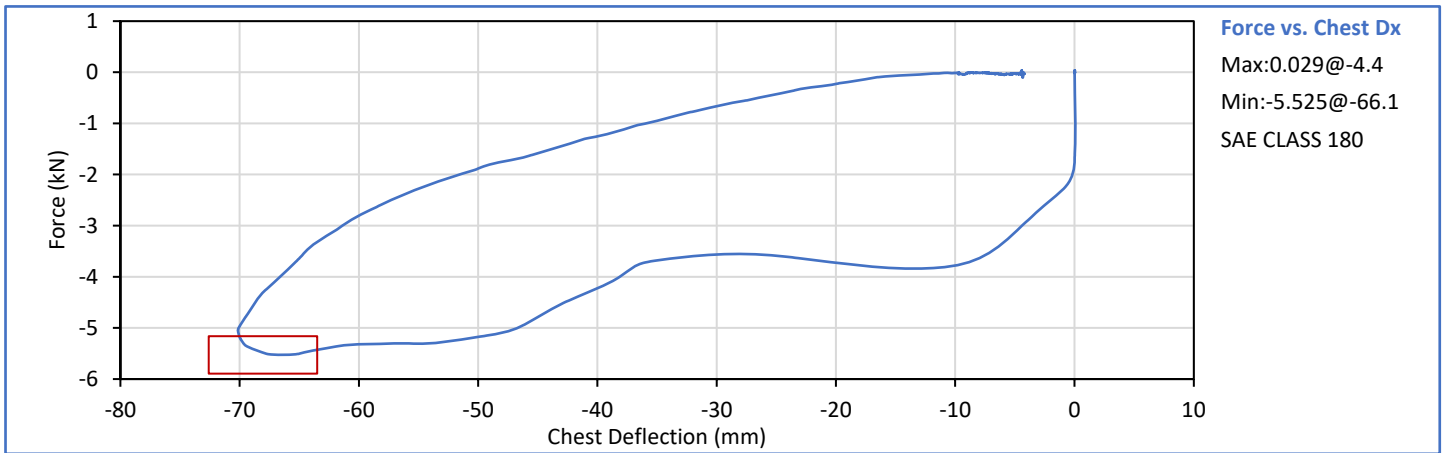


Technician: *G. Fuentes*
G.Fuentes

Approved By: *J. Hernandez*
J. Hernandez



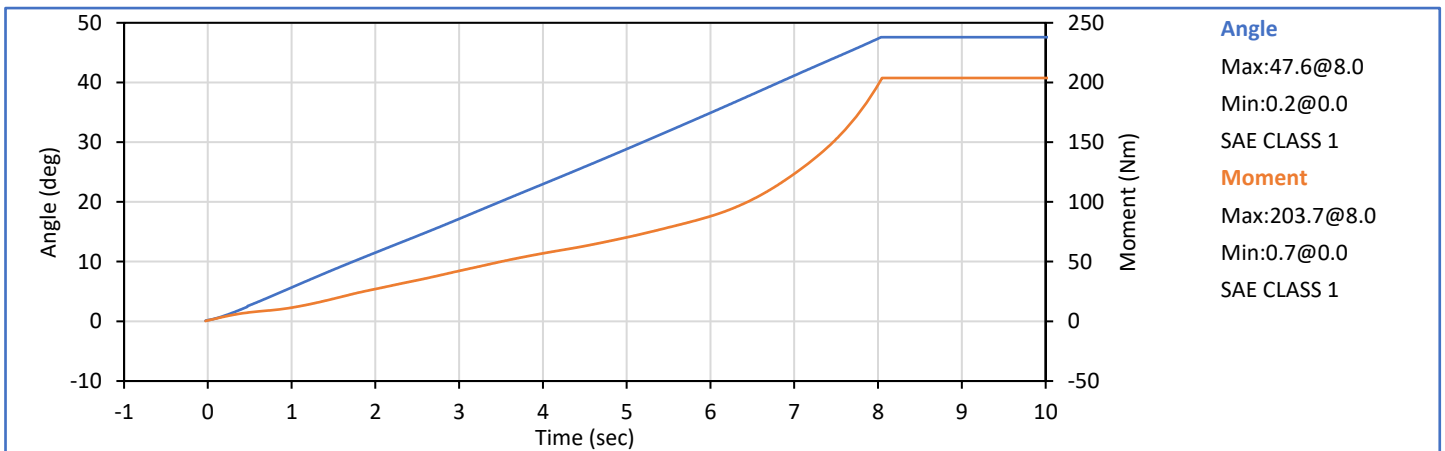
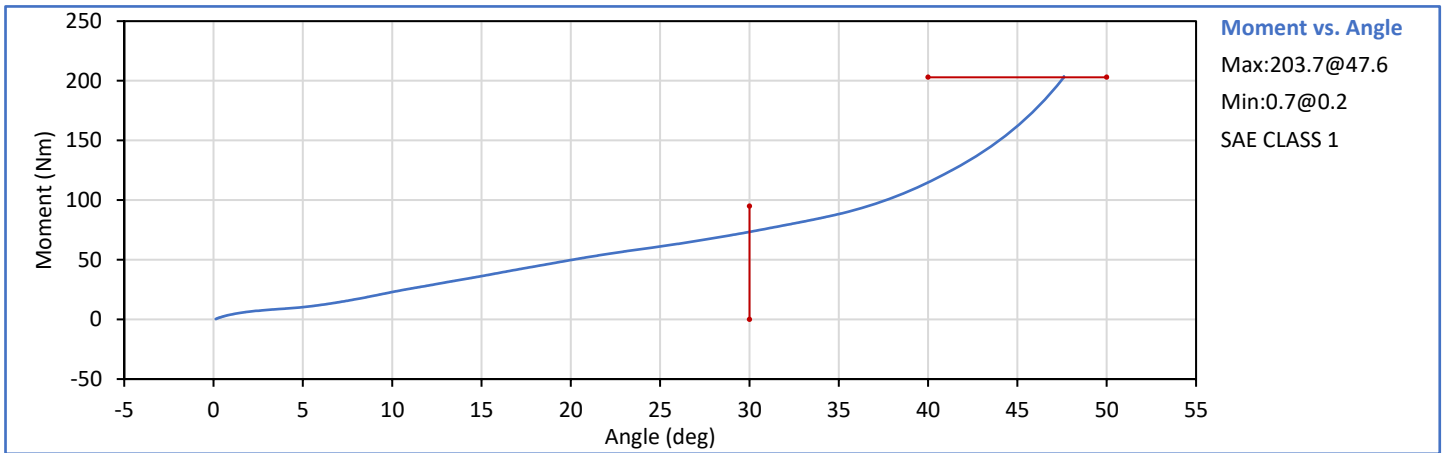
Tested Parameter	Units	Spec. Low	Spec. High	Result	Pass/Fail
Laboratory Temperature	°C	20.6	22.2	21.7	Pass
Laboratory Relative Humidity	%	10	70	37	Pass
Probe Velocity	m/s	6.58	6.82	6.72	Pass
Peak Chest Deflection	mm	-72.6	-63.5	-70.1	Pass
Peak Probe Force	kN	-5.893	-5.159	-5.525	Pass
Internal Hysteresis	%	69.0	85.0	69.3	Pass
Overall Test Results					Pass



Technician: *G. Fuentes*
 G. Fuentes

Approved By: *J. Hernandez*
 J. Hernandez

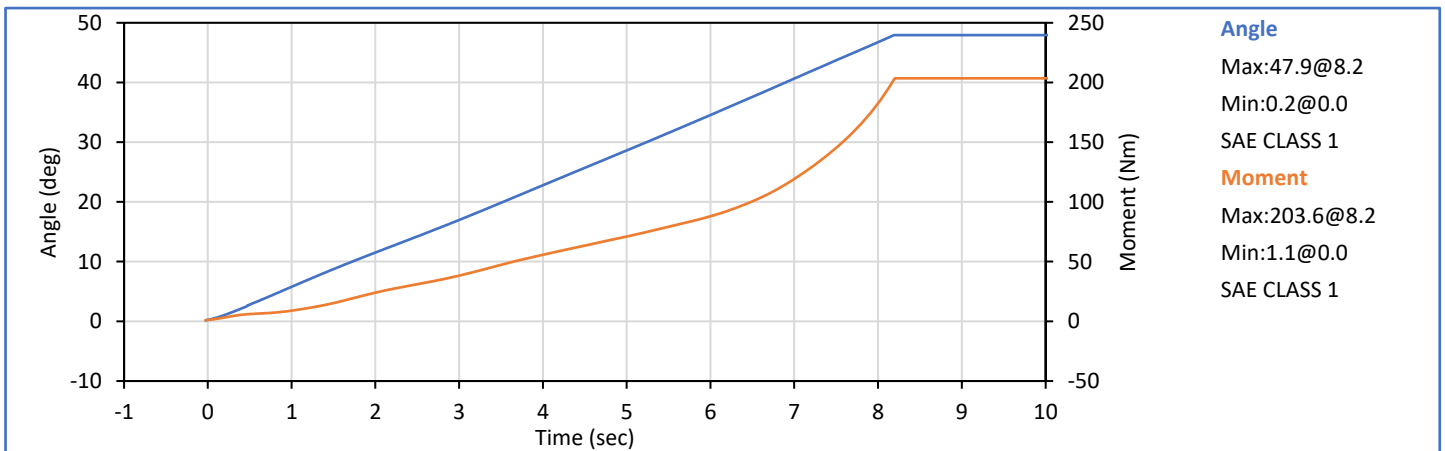
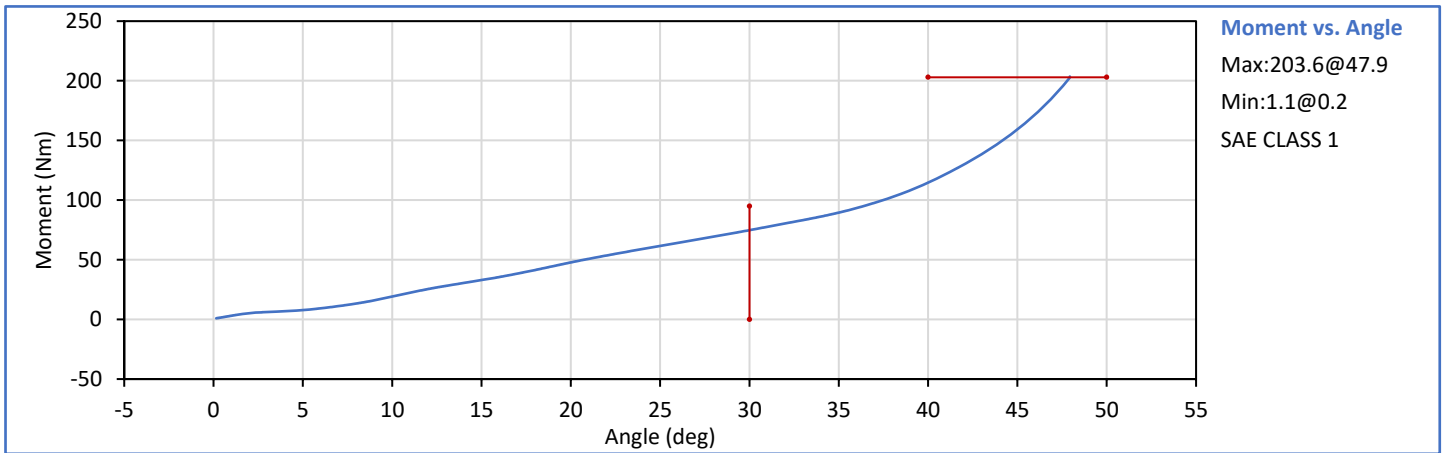
Tested Parameter	Units	Spec. Low	Spec. High	Result	Pass/Fail
Laboratory Temperature	°C	18.9	25.6	21.7	Pass
Laboratory Relative Humidity	%	10	70	36	Pass
Left Hip Rotation Rate	deg/s	5.0	10.0	5.9	Pass
Left Femur Torque at 30°	Nm	0.0	95.0	73.3	Pass
Left Hip Rotation at 203 Nm	deg	40.0	50.0	47.6	Pass
Overall Test Results					Pass



Technician: *G. Fuentes*
G. Fuentes

Approved By: *J. Hernandez*
J. Hernandez

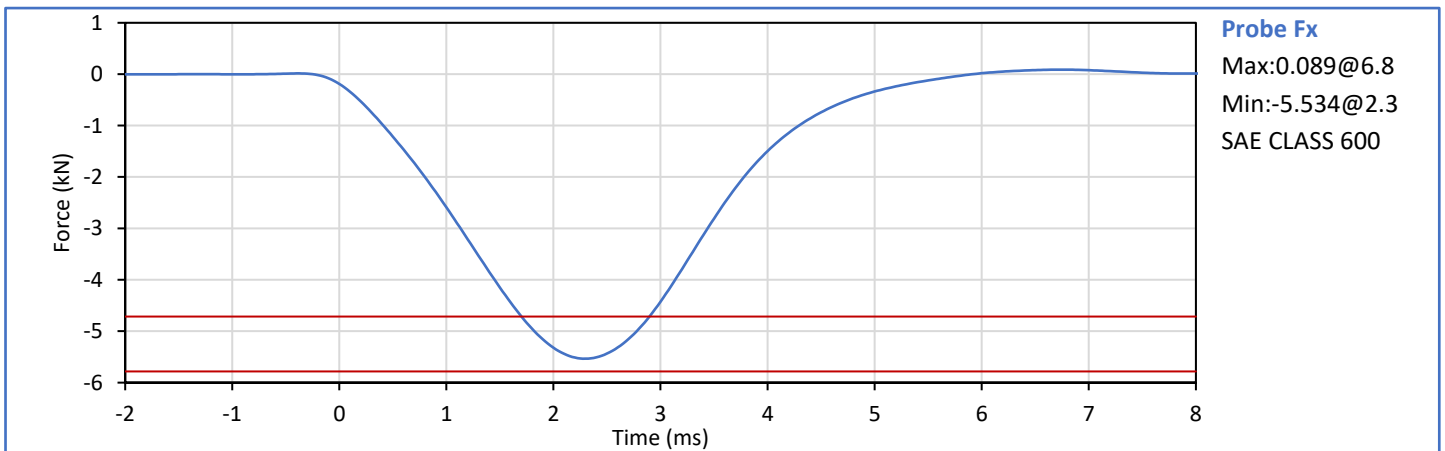
Tested Parameter	Units	Spec. Low	Spec. High	Result	Pass/Fail
Laboratory Temperature	°C	18.9	25.6	21.4	Pass
Laboratory Relative Humidity	%	10	70	36	Pass
Right Hip Rotation Rate	deg/s	5.0	10.0	5.8	Pass
Right Femur Torque at 30°	Nm	0.0	95.0	74.8	Pass
Right Hip Rotation at 203 Nm	deg	40.0	50.0	47.9	Pass
Overall Test Results					Pass



Technician: *G. Fuentes*
G. Fuentes

Approved By: *J. Hernandez*
J. Hernandez

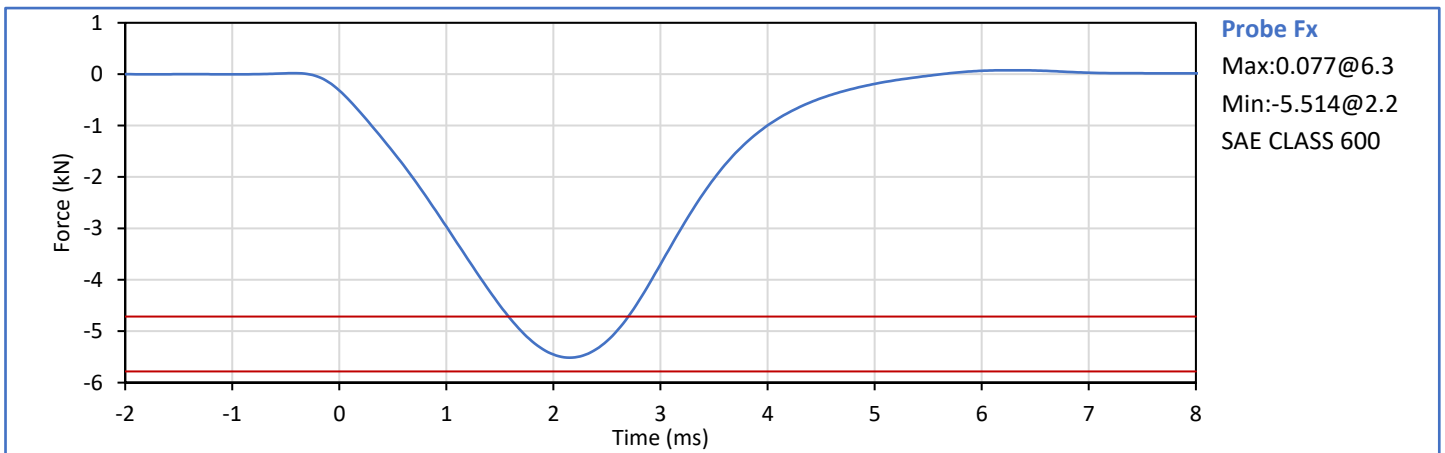
Tested Parameter	Units	Spec. Low	Spec. High	Result	Pass/Fail
Laboratory Temperature	°C	18.9	25.6	21.7	Pass
Laboratory Relative Humidity	%	10	70	35	Pass
Probe Velocity	m/s	2.070	2.130	2.092	Pass
Peak Resistive Force	kN	-5.782	-4.715	-5.534	Pass
Overall Test Results					Pass



Technician: *G. Fuentes*
G.Fuentes

Approved By: *J. Hernandez*
J. Hernandez

Tested Parameter	Units	Spec. Low	Spec. High	Result	Pass/Fail
Laboratory Temperature	°C	18.9	25.6	21.7	Pass
Laboratory Relative Humidity	%	10	70	35	Pass
Probe Velocity	m/s	2.070	2.130	2.084	Pass
Peak Resistive Force	kN	-5.782	-4.715	-5.514	Pass
Overall Test Results					Pass



Technician: *G. Fuentes*
G.Fuentes

Approved By: *J. Hernandez*
J. Hernandez

APPENDIX C
Post-Test ATD Qualification and Performance Verification
Hybrid III 5th Percentile Female ATD
S/N: DH1644

Dummy Item	Inspect for	Comments	Damage	Okay
Entire ATD	Perform general cleaning			✓
Outer Skin	Gashes, rips, cracks			✓
Head	Ballast secure			✓
	General appearance			✓
Neck bracket	Upper neck firmly attached to lower bracket			✓
Neck	Broken or cracked rubber			✓
	Looseness at the condyle joint			✓
Nodding block	Cracked or out of position			✓
Lumbar Spine	Broken or cracked rubber			✓
Ribs	Broken or bent ribs			✓
	Broken or bent rib supports			✓
	Damping material separated or cracked			✓
	Rubber bumpers in place			✓
Chest Displ. Assembly	Bent shaft			✓
	Slider arm riding in track			✓
Sensors	Check cables for cuts, tears			✓
	Check for damaged insulation			✓
Accelerometer Mounting	Head mounting secure			✓
	Chest mounting secure			✓
Knees	Skin condition			✓
	Insert (do not remove)			✓
	Casting			✓
Limbs	Normal movement and adjustment			✓
Knee Sliders	Wires intact			✓
	Rubber returned to "resting" position			✓
Pelvis	Broken			✓
Other	Describe below as needed			✓

Describe any repairs or replacement of parts or other findings:

No Problems Found

Technician: _____



G. Fuentes

Approved By: _____



J. Hernandez

ATD Serial No.: DH1644

Test Date: 2024-05-23

Tested Parameter	Units	Spec. Low	Spec. High	Result	Pass/Fail
Laboratory Temperature	°C	20.6	22.2	21.4	Pass
Laboratory Relative Humidity	%	10	70	35	Pass
A - Total sitting height	mm	775	800	789	Pass
B - Shoulder pivot height	mm	432	457	451	Pass
C - 'H' point height	mm	81	86	85	Pass
D - 'H' point location from backline	mm	145	150	146	Pass
E - Shoulder pivot from backline	mm	69	84	77	Pass
F - Thigh clearance	mm	119	135	126	Pass
G - Back of elbow to wrist pivot	mm	244	259	249	Pass
H - Head back to backline	mm	41	46	44	Pass
I - Shoulder to elbow length	mm	277	297	286	Pass
J - Elbow rest height	mm	183	203	191	Pass
K - Buttock to knee length	mm	521	546	538	Pass
L - Popliteal length	mm	356	376	369	Pass
M - Knee pivot height	mm	394	419	404	Pass
N - Buttock popliteal length	mm	414	439	429	Pass
O - Chest depth without jacket	mm	175	191	181	Pass
P - Foot length	mm	219	234	223	Pass
R - Buttock to Knee Pivot Length	mm	457	483	470	Pass
S - Head Breadth	mm	137	147	141	Pass
T - Head Depth	mm	178	188	185	Pass
U - Hip Breadth	mm	300	315	307	Pass
V - Shoulder breadth	mm	351	366	356	Pass
W - Foot breadth	mm	79	94	86	Pass
X - Head circum.	mm	528	549	536	Pass
Y - Chest circum. (w/chest jacket)	mm	851	881	861	Pass
Z - Waist circum.	mm	760	790	766	Pass
AA - Location for chest circum.	mm	333	358	343	Pass
BB - Location for waist circum.	mm	160	170	164	Pass
Overall Test Results					Pass

Technician:



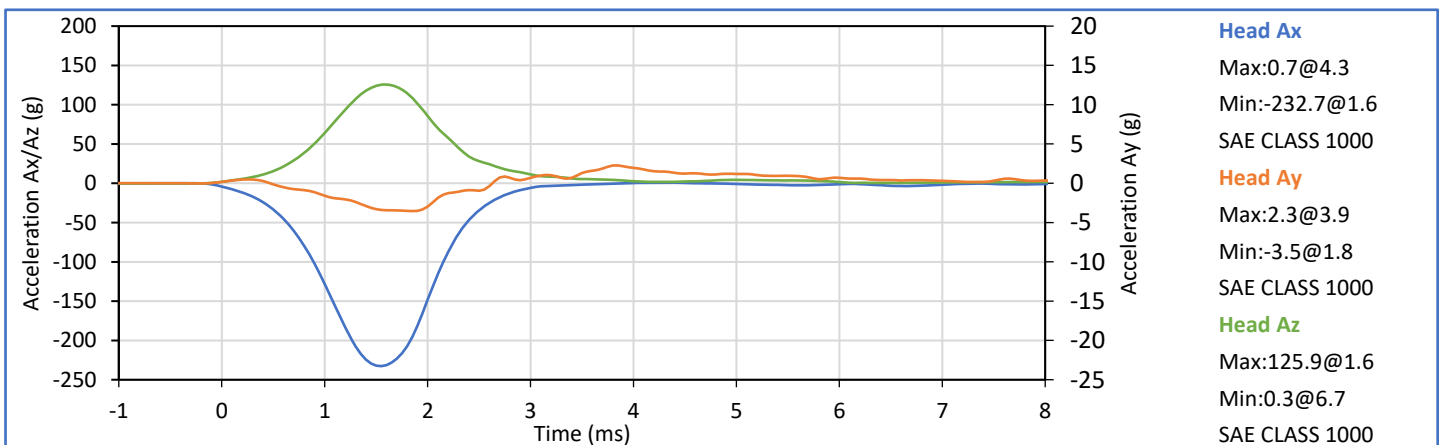
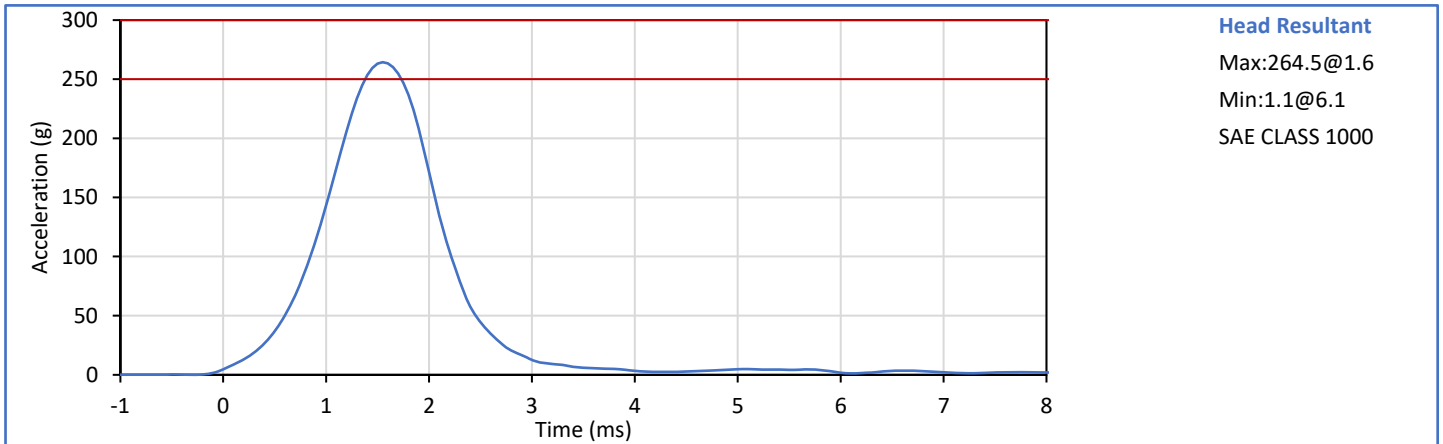
G. Fuentes

Approved By:



J. Hernandez

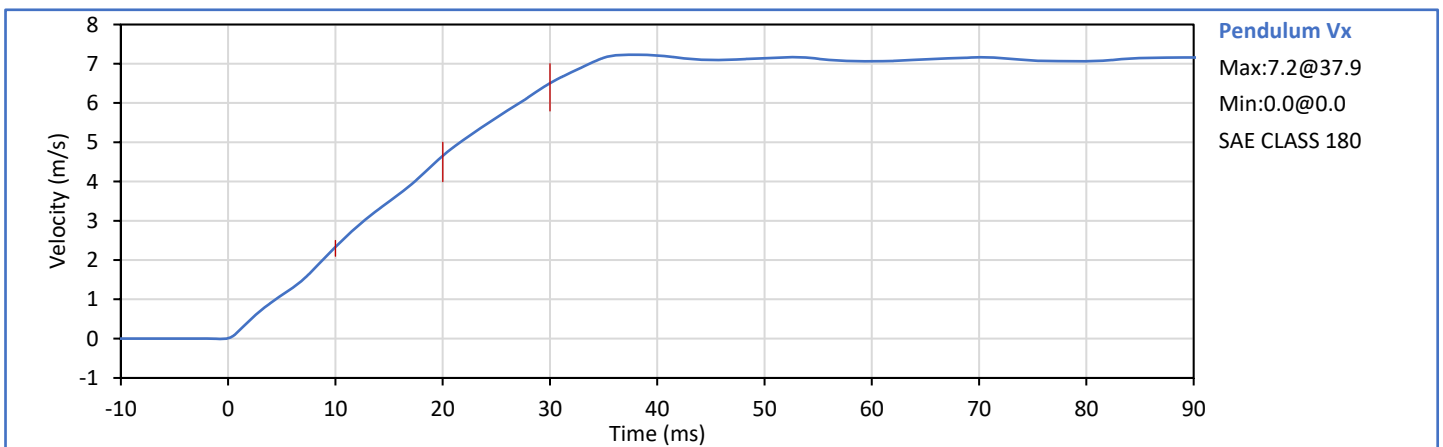
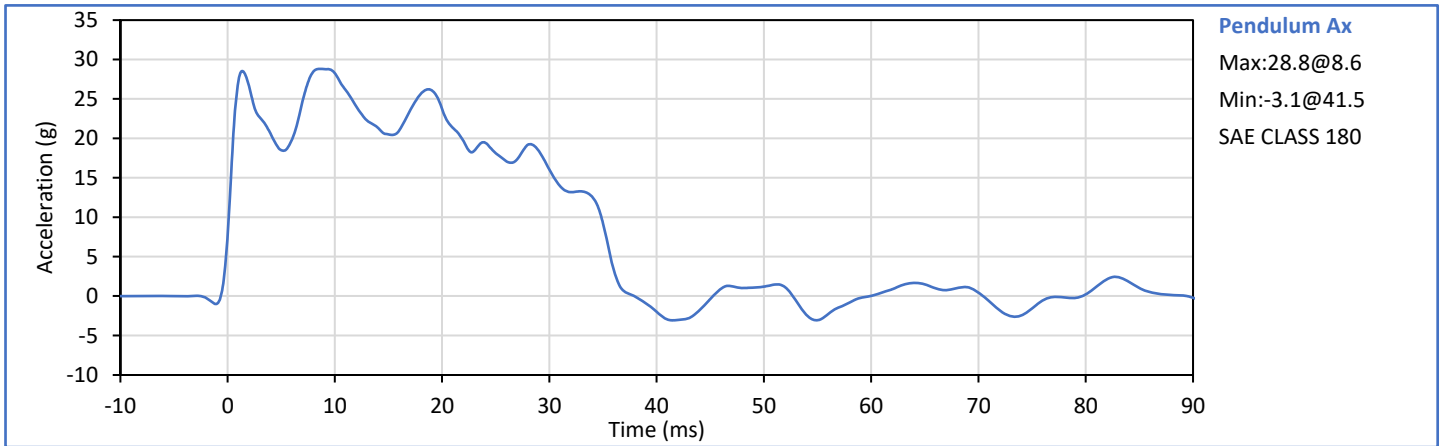
Tested Parameter	Units	Spec. Low	Spec. High	Result	Pass/Fail
Laboratory Temperature	°C	18.9	25.6	21.1	Pass
Laboratory Humidity	%	10	70	37	Pass
Peak Resultant Acceleration	g	250.0	300.0	264.5	Pass
Peak Lateral Acceleration	g	-15.0	15.0	-3.5	Pass
Oscillations After Main Pulse	%	0.0	10.0	1.7	Pass
Is Acceleration Unimodal?	Yes/No	Yes		Yes	Pass
Overall Test Results					Pass



Technician: *G. Fuentes*
G. Fuentes

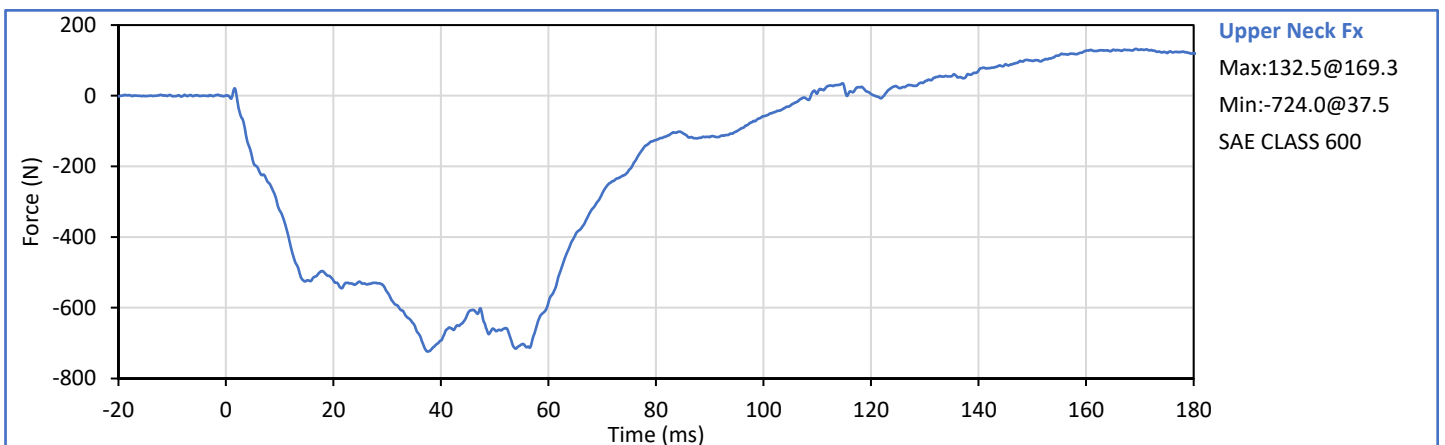
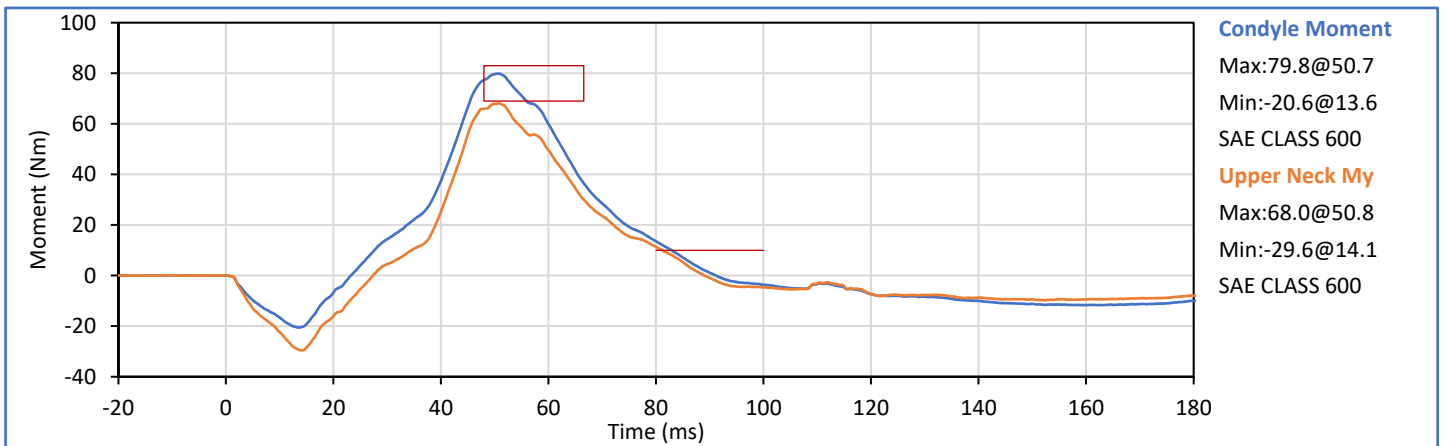
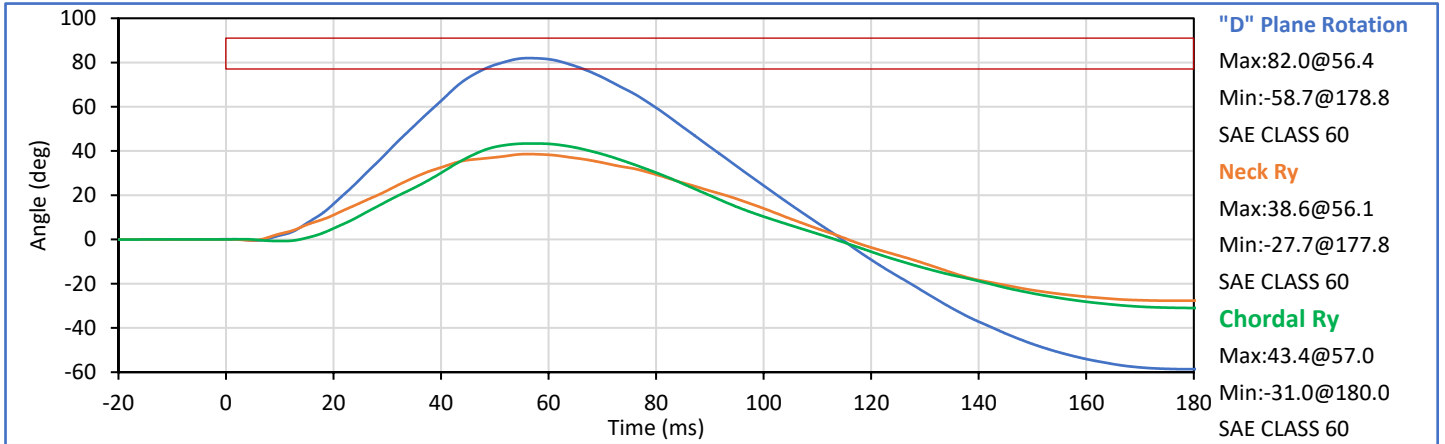
Approved By: *J. Hernandez*
J. Hernandez

Tested Parameter	Units	Spec. Low	Spec. High	Result	Pass/Fail
Laboratory Temperature	°C	20.6	22.2	21.1	Pass
Laboratory Humidity	%	10	70	36	Pass
Pendulum Velocity	m/s	6.89	7.13	7.00	Pass
Pendulum Velocity at 10 ms	m/s	2.10	2.50	2.33	Pass
Pendulum Velocity at 20 ms	m/s	4.00	5.00	4.65	Pass
Pendulum Velocity at 30 ms	m/s	5.80	7.00	6.50	Pass
Peak "D" Plane Rotation	deg	77.0	91.0	82.0	Pass
Peak Moment in Rotation	Nm	69.0	83.0	79.8	Pass
Positive Moment Decay to 10 Nm	ms	80.0	100.0	83.0	Pass
Overall Test Results					Pass

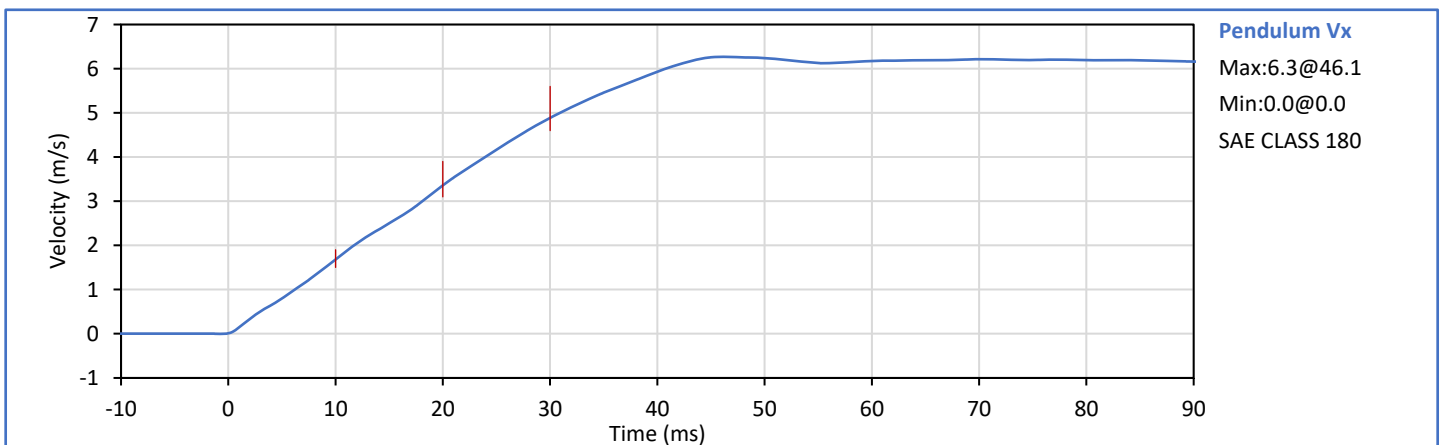
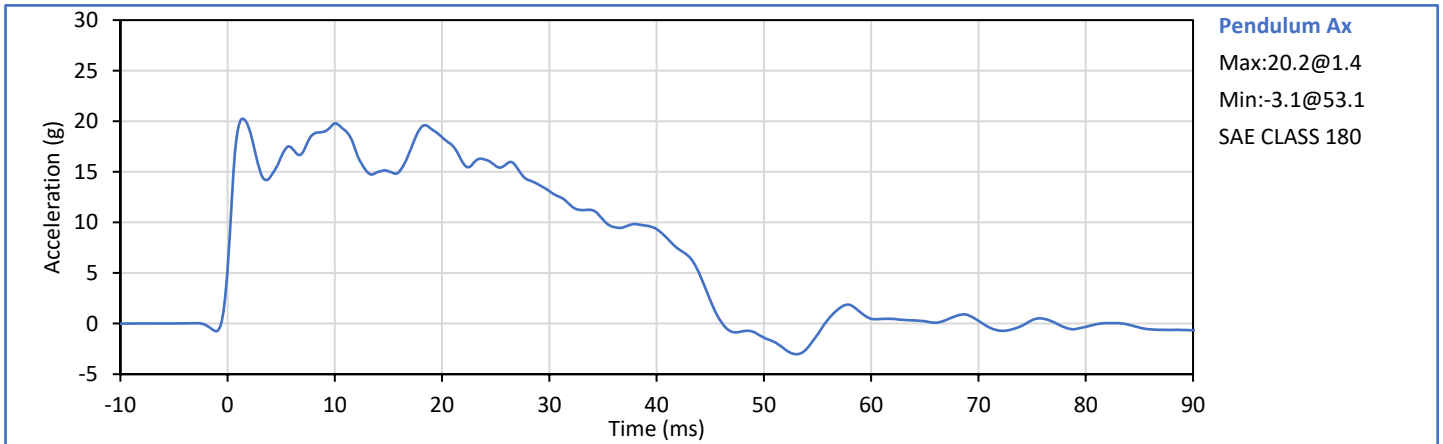


Technician: *Millie LHS III*
G. Fuentes

Approved By: *J. Hernandez*
J. Hernandez

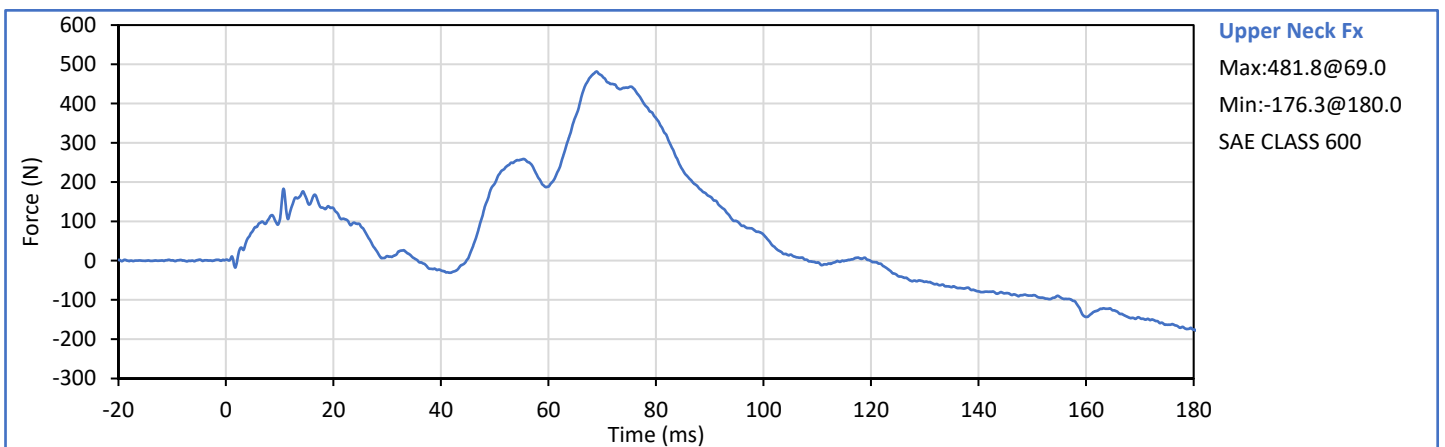
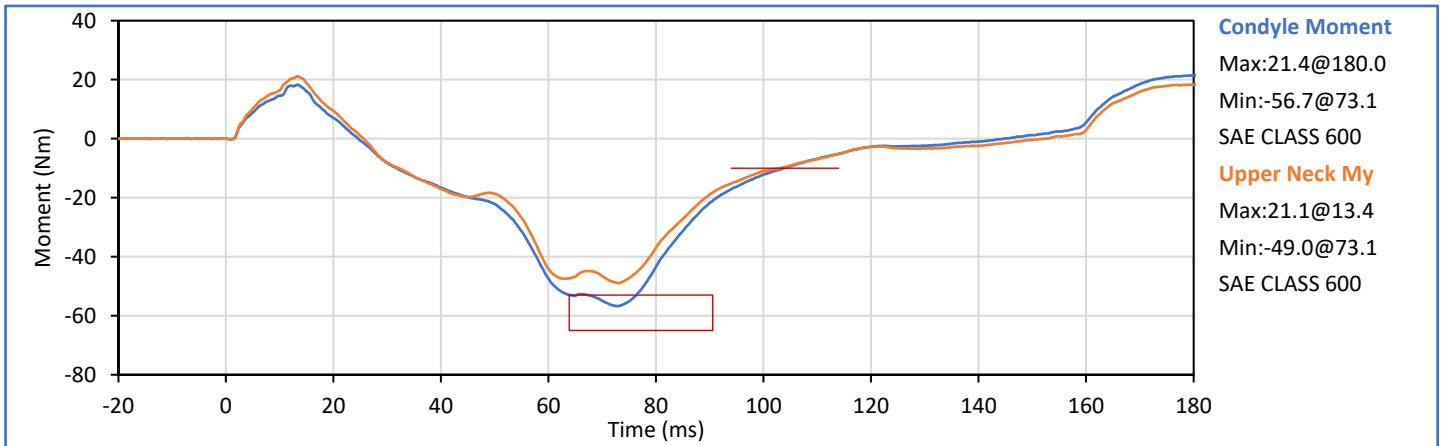
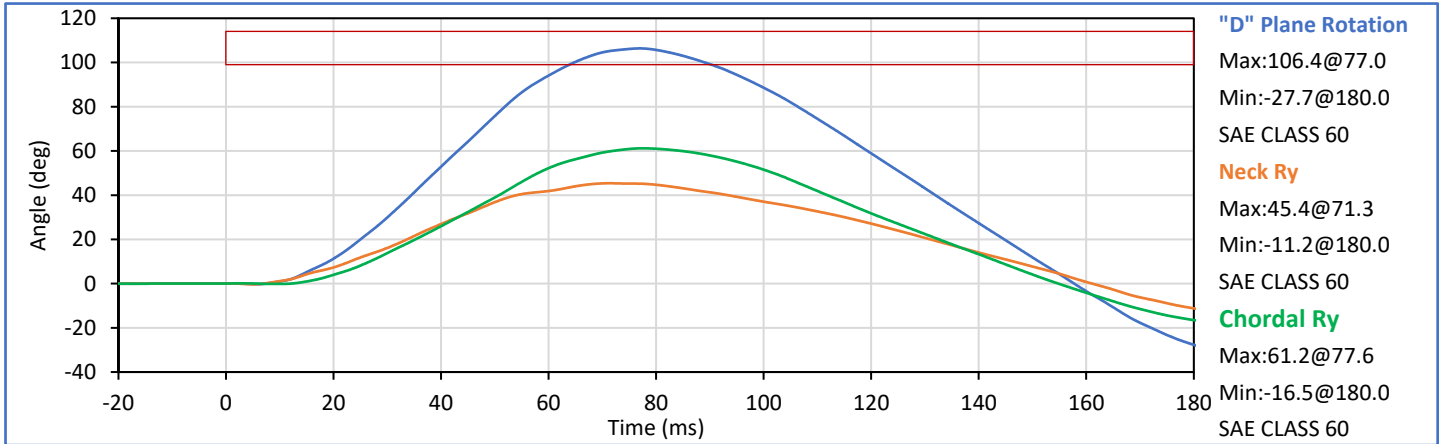


Tested Parameter	Units	Spec. Low	Spec. High	Result	Pass/Fail
Laboratory Temperature	°C	20.6	22.2	21.1	Pass
Laboratory Relative Humidity	%	10	70	36	Pass
Pendulum Velocity	m/s	5.95	6.19	6.14	Pass
Pendulum Velocity at 10 ms	m/s	1.50	1.90	1.68	Pass
Pendulum Velocity at 20 ms	m/s	3.10	3.90	3.36	Pass
Pendulum Velocity at 30 ms	m/s	4.60	5.60	4.88	Pass
Peak "D" Plane Rotation	deg	99.0	114.0	106.4	Pass
Peak Moment in Rotation	Nm	-65.0	-53.0	-56.7	Pass
Negative Moment Decay to -10 Nm	ms	94.0	114.0	103.8	Pass
Overall Test Results					Pass

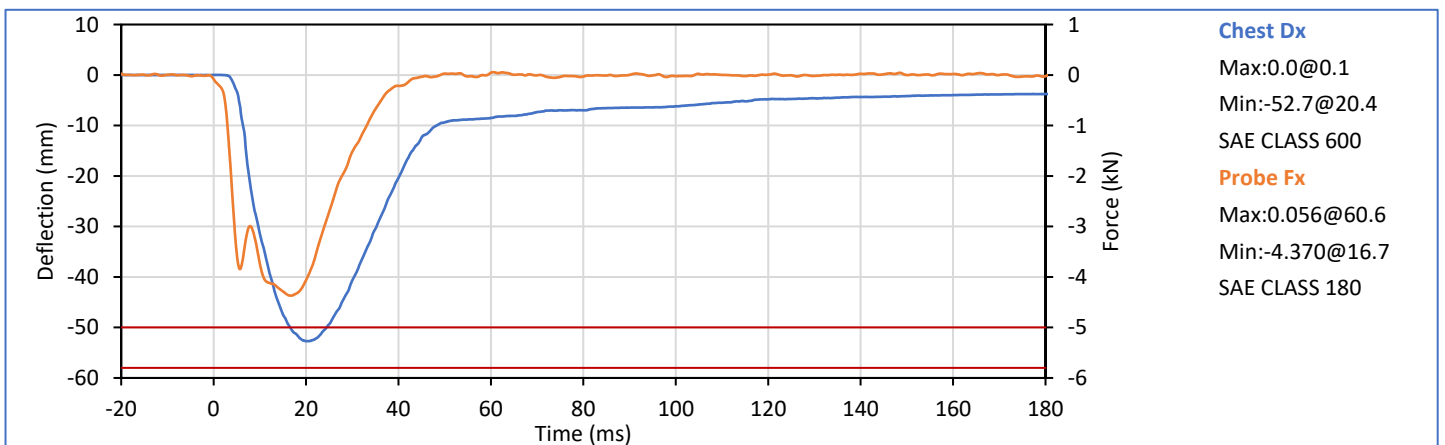
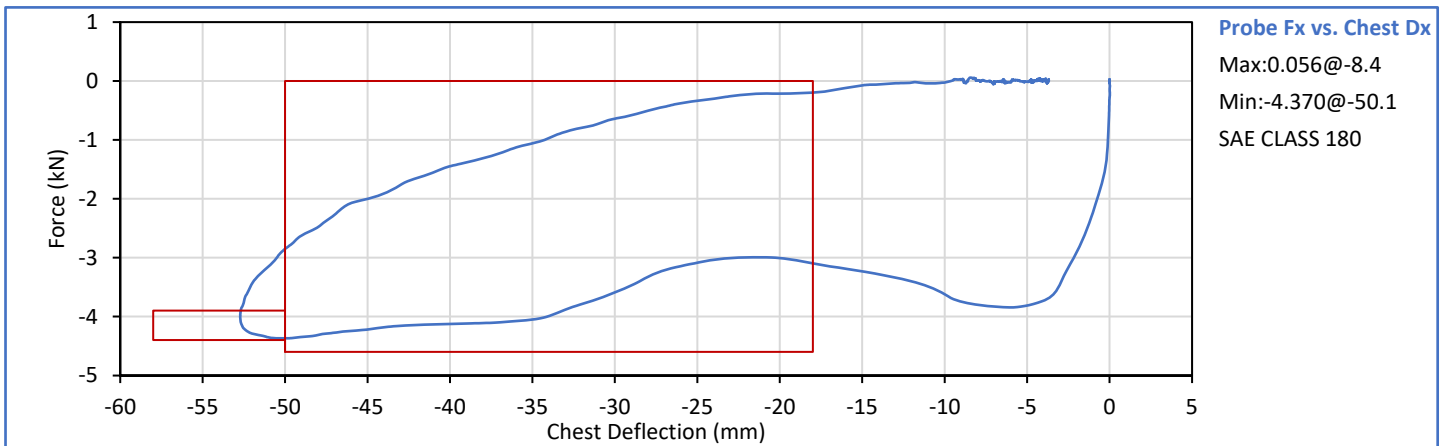


Technician: *G. Fuentes*
G. Fuentes

Approved By: *J. Hernandez*
J. Hernandez



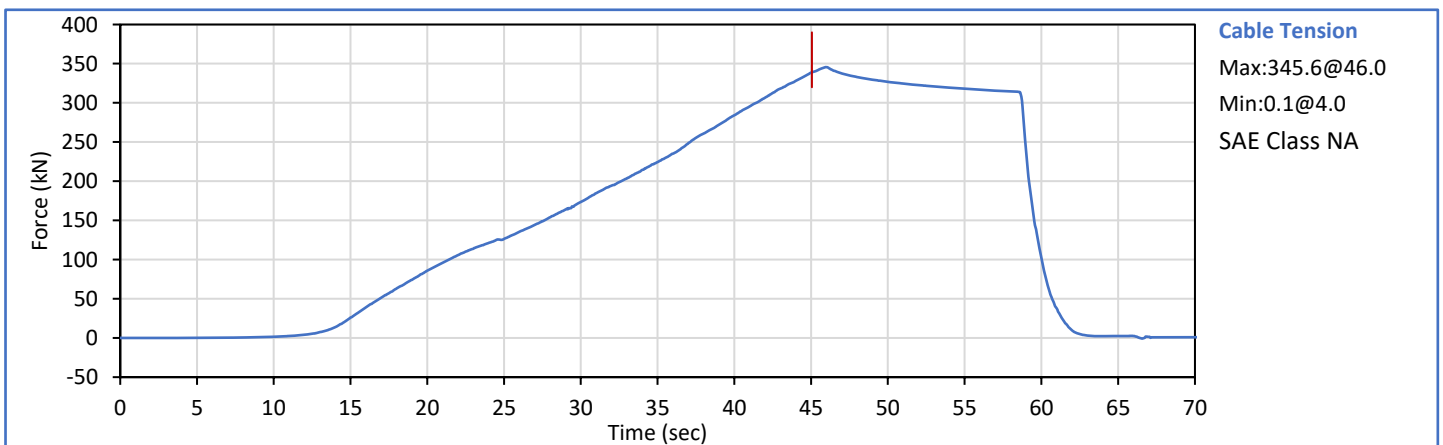
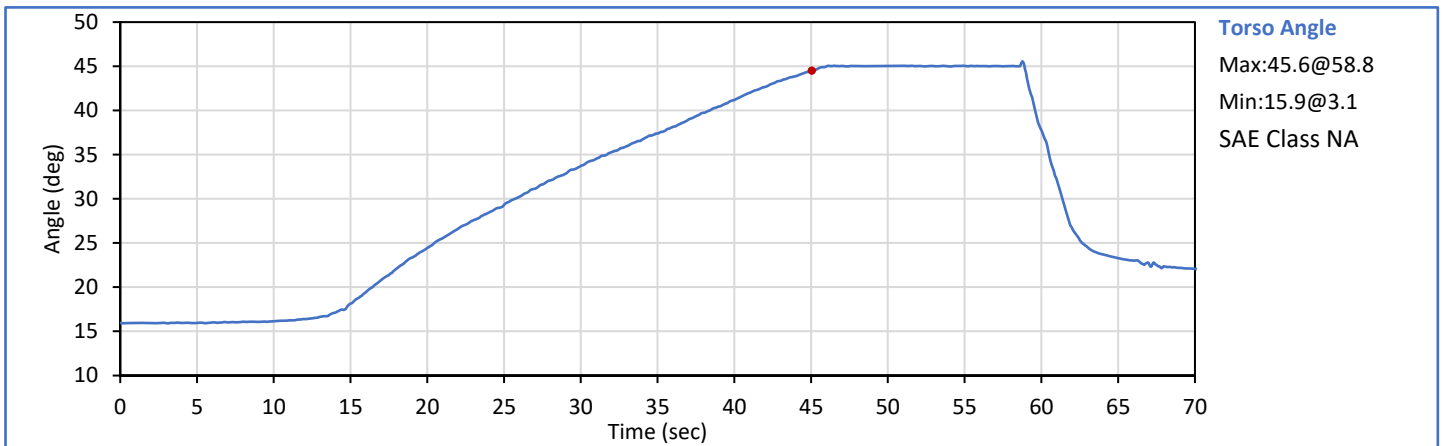
Tested Parameter	Units	Spec. Low	Spec. High	Result	Pass/Fail
Laboratory Temperature	°C	20.6	22.2	21.4	Pass
Laboratory RelativeHumidity	%	10	70	39	Pass
Probe Velocity	m/s	6.59	6.83	6.76	Pass
Peak Chest Deflection	mm	-58.0	-50.0	-52.7	Pass
Peak Probe Force, 50 and 58 mm	kN	-4.400	-3.900	-4.370	Pass
Peak Probe Force, 18 and 50 mm	kN	-4.600	0.000	-4.370	Pass
Internal Hysteresis	%	69.0	85.0	76.7	Pass
Overall Test Results					Pass



Technician: *Millie L. G. III*
G. Fuentes

Approved By: *J. Hernandez*
J. Hernandez

Tested Parameter	Units	Spec. Low	Spec. High	Result	Pass/Fail
Laboratory Temperature	°C	18.9	25.6	21.4	Pass
Laboratory Humidity	%	10	70	39	Pass
Orientation Angle	deg	0.0	20.0	15.1	Pass
Test Initial Angle	deg	11.0	19.0	15.9	Pass
Peak Force at 45° (+/-0.5°)	N	320.0	390.0	338.8	Pass
Torso Flexion Rate	deg/s	0.50	1.50	0.90	Pass
Final Reference Plane Angle	deg	-8.0	8.0	4.4	Pass
Overall Test Results					Pass



Technician: *Millie L. G. III*
G. Fuentes

Approved By: *J. Hernandez*
J. Hernandez

Table 1 - Driver ATD Instrumentation

Sensor Location	Sensor S\N	Mfr	Model	Cal Date
Head Acceleration X Primary	P49209	Endevco	7264C-2k	2024-05-13
Head Acceleration Y Primary	P49228	Endevco	7264C-2k	2024-05-13
Head Acceleration Z Primary	P50101	Endevco	7264C-2k	2024-05-13
Head Acceleration X Redundant	P50103	Endevco	7264C-2k	2024-05-13
Head Acceleration Y Redundant	P49210	Endevco	7264C-2k	2024-05-13
Head Acceleration Z Redundant	P58713	Endevco	7264C-2k	2024-05-13
Head Rotation Rate X	ARS11393	DTS	ARS PRO-18k (2kHz)	2023-11-15
Head Rotation Rate Y	ARS13119	DTS	ARS PRO-18k (2kHz)	2023-11-25
Head Rotation Rate Z	ARS14944	DTS	ARS PRO-18k (2kHz)	2023-11-15
Upper Neck Force X	1626 Fx	R.A. Denton	1716ATF	2024-01-05
Upper Neck Force Y	1626 Fy	R.A. Denton	1716ATF	2024-01-05
Upper Neck Force Z	1626 Fz	R.A. Denton	1716ATF	2024-01-05
Upper Neck Moment X	1626 Mx	R.A. Denton	1716ATF	2024-01-05
Upper Neck Moment Y	1626 My	R.A. Denton	1716ATF	2024-01-05
Upper Neck Moment Z	1626 Mz	R.A. Denton	1716A	2024-01-05
Chest Acceleration X Primary	P52072	Endevco	7264C-2k	2024-05-14
Chest Acceleration Y Primary	P49208	Endevco	7264C-2k	2024-05-14
Chest Acceleration Z Primary	P51264	Endevco	7264C-2k	2024-05-14
Chest Acceleration X Redundant	P49461	Endevco	7264C-2k	2024-05-14
Chest Acceleration Y Redundant	P58774	Endevco	7264C-2k	2024-05-14
Chest Acceleration Z Redundant	P49168	Endevco	7264C-2k	2024-05-14
Chest Deflection	0606 (H3)	Servo	14CBI-3615	2024-05-16
Pelvis Acceleration X	P49238	Endevco	7264C-2k	2024-05-14
Pelvis Acceleration Y	P51278	Endevco	7264C-2KTZ	2024-05-14
Pelvis Acceleration Z	P50087	Endevco	7264C-2k	2024-05-14
Left Femur Force Z	DS4138 (pri)	Humanetics	3821JLN2	2024-01-08
Right Femur Force Z	DS4136 (pri)	Humanetics	3821JLN2	2024-01-08
Left Femur Force Z Redundant	DS4138 (red)	Humanetics	3821JLN2	2024-01-08
Right Femur Force Z Redundant	DS4136 (red)	Humanetics	3821JLN2	2024-01-08
Left Upper Tibia Moment X	DH3309 Mx	FTSS	IF-857	2024-01-09
Left Upper Tibia Moment Y	DH3309 My	FTSS	IF-857	2024-01-09
Left Upper Tibia Force Z	DH3309 Fz	FTSS	IF-857	2024-01-09
Left Lower Tibia Moment X	DI4186 Mx	FTSS	IF-853	2024-01-08
Left Lower Tibia Moment Y	DI4186 My	FTSS	IF-853	2024-01-08
Left Lower Tibia Force Z	DI4186 Fz	FTSS	IF-853	2024-01-08
Right Upper Tibia Moment X	481 Mx	R.A. Denton	3643	2024-01-09
Right Upper Tibia Moment Y	481 My	R.A. Denton	3643	2024-01-09
Right Upper Tibia Force Z	481 Fz	R.A. Denton	3643	2024-01-09
Right Lower Tibia Moment X	DI4188 Mx	FTSS	IF-853	2024-01-08
Right Lower Tibia Moment Y	DI4188 My	FTSS	IF-853	2024-01-08
Right Lower Tibia Force Z	DI4188 Fz	FTSS	IF-853	2024-01-08
Left Ankle Acceleration X	03E20-N09	Entran	EGEB6Q-2k	2024-05-16
Left Ankle Acceleration Z	P68074	Endevco	7264C-2k	2024-05-16
Left Toe Acceleration Z	03H07-Z10	Entran	EGEB6Q-2k	2024-05-16
Right Ankle Acceleration X	06E20-R08	Entran	EGEB6Q-2k	2024-05-15
Right Ankle Acceleration Z	06A07-R08	Entran	EGEB6Q-2k	2024-05-15
Right Toe Acceleration Z	02I10-N27	Entran	EGEB6Q-2k	2024-05-14
Seat Belt Outside Lap Force	313	FTSS	IF-964	2024-03-27
Seat Belt Upper Diagonal Force	177	FTSS	IF-964	2024-03-27

Table 2 - Right Front Passenger ATD Instrumentation

Sensor Location	Sensor S\N	Mfr	Model	Cal Date
Head Acceleration X Primary	P51889	Endevco	7264C-2k	2024-05-17
Head Acceleration Y Primary	P51861	Endevco	7264C-2k	2024-05-17
Head Acceleration Z Primary	P52077	Endevco	7264C-2k	2024-05-17
Head Acceleration X Redundant	P58835	Endevco	7264C-2k	2024-05-17
Head Acceleration Y Redundant	P51703	Endevco	7264C-2k	2024-05-17
Head Acceleration Z Redundant	P52096	Endevco	7264C-2k	2024-05-17
Head Rotation Rate X	ARS14943	DTS	ARS PRO-18k (2kHz)	2023-11-15
Head Rotation Rate Y	ARS14954	DTS	ARS PRO-18k (2kHz)	2023-11-15
Head Rotation Rate Z	ARS13586	DTS	ARS PRO-18k (2kHz)	2023-11-15
Upper Neck Force X	2254 Fx	R.A. Denton	1716ATF	2024-01-05
Upper Neck Force Y	2254 Fy	R.A. Denton	1716ATF	2024-01-05
Upper Neck Force Z	2254 Fz	R.A. Denton	1716ATF	2024-01-05
Upper Neck Moment X	2254 Mx	R.A. Denton	1716ATF	2024-01-05
Upper Neck Moment Y	2254 My	R.A. Denton	1716ATF	2024-01-05
Upper Neck Moment Z	2254 Mz	R.A. Denton	1716ATF	2024-01-05
Chest Acceleration X Primary	P58860	Endevco	7264C-2k	2024-05-17
Chest Acceleration Y Primary	P51724	Endevco	7264C-2k	2024-05-18
Chest Acceleration Z Primary	P58711	Endevco	7264C-2k	2024-05-17
Chest Acceleration X Redundant	P52049	Endevco	7264C-2k	2024-05-17
Chest Acceleration Y Redundant	P51862	Endevco	7264C-2k	2024-05-17
Chest Acceleration Z Redundant	P52048	Endevco	7264C-2k	2024-05-17
Chest Deflection	0724 (HF)	Servo	14CBI-3615	2024-05-20
Pelvis Acceleration X	P52090	Endevco	7264C-2k	2024-05-17
Pelvis Acceleration Y	P58849	Endevco	7264C-2k	2024-05-17
Pelvis Acceleration Z	P58756	Endevco	7264C-2k	2024-05-17
Left Femur Force Z	DT0999 (pri)	Humanetics	3821JLN2	2023-07-12
Right Femur Force Z	DS4141 (pri)	Humanetics	3821JLN2	2023-07-12
Left Femur Force Z Redundant	DT0999 (red)	Humanetics	3821JLN2	2023-07-12
Right Femur Force Z Redundant	DS4141 (red)	Humanetics	3821JLN2	2023-07-12
Left Upper Tibia Moment X	468 Mx	R.A. Denton	3643	2024-05-10
Left Upper Tibia Moment Y	468 My	R.A. Denton	3643	2024-05-10
Left Upper Tibia Force Z	468 Fz	R.A. Denton	3643	2024-05-10
Left Lower Tibia Moment X	499 Mx	R.A. Denton	3644	2024-05-10
Left Lower Tibia Moment Y	499 My	R.A. Denton	3644	2024-05-10
Left Lower Tibia Force Z	499 Fz	R.A. Denton	3644	2024-05-10
Right Upper Tibia Moment X	DH3302 Mx	FTSS	IF-857	2024-05-10
Right Upper Tibia Moment Y	DH3302 My	FTSS	IF-857	2024-05-10
Right Upper Tibia Force Z	DH3302 Fz	FTSS	IF-857	2024-05-10
Right Lower Tibia Moment X	399 Mx	R.A. Denton	3644	2024-05-10
Right Lower Tibia Moment Y	399 My	R.A. Denton	3644	2024-05-10
Right Lower Tibia Force Z	399 Fz	R.A. Denton	3644	2024-05-10
Left Ankle Acceleration X	P52057	Endevco	7264C-2k	2024-05-18
Left Ankle Acceleration Z	P58897	Endevco	7264C-2k	2024-05-18
Left Toe Acceleration Z	P49224	Endevco	7264C-2k	2024-05-18
Right Ankle Acceleration X	P52019	Endevco	7264C-2k	2024-05-18
Right Ankle Acceleration Z	P58755	Endevco	7264C-2k	2024-05-18
Right Toe Acceleration Z	P52076	Endevco	7264C-2k	2024-05-18
Seat Belt Outside Lap Force	251	FTSS	IF-964	2024-03-27
Seat Belt Upper Diagonal Force	263	FTSS	IF-964	2024-03-27

Table 3 - Vehicle Instrumentation

Sensor Location	Sensor S\N	Mfr	Model	Cal Date
Left Rear Primary Ax	M12883	Endevco	758H-2k	2024-01-08
Right Rear Primary Ax	M12804	Endevco	758H-2k	2024-01-08
Engine Top Ax	M13674	Endevco	758H-2k	2024-01-08
Engine Bottom Ax	M12862	Endevco	758H-2k	2024-01-08
Left Rear Az	M12884	Endevco	758H-2k	2024-01-08
Right Rear Az	M13705	Endevco	758H-2k	2024-02-09
Left Rear Redundant Ax	M13689	Endevco	758H-2k	2024-01-09
Right Rear Redundant Ax	M11366	Endevco	758H-2k	2024-01-08