

IMPORTANT NOTICE: Robert Bosch LLC and the manufacturers whose vehicles are accessible using the CDR System urge end users to use the latest production release of the Crash Data Retrieval system software when viewing, printing or exporting any retrieved data from within the CDR program. Using the latest version of the CDR software is the best way to ensure that retrieved data has been translated using the most current information provided by the manufacturers of the vehicles supported by this product.

CDR File Information

User Entered VIN	JM3KFABM9L0804788
User	NONE
Case Number	NONE
EDR Data Imaging Date	
Crash Date	
Filename	JM3KFABM9L0804788_ACM.CDRX
Saved on	Thursday, March 4 2021 at 12:33:47
Imaged with CDR version	Crash Data Retrieval Tool 21.0
Imaged with Software Licensed to (Company Name)	Biomechanical Research and Testing
Reported with CDR version	Crash Data Retrieval Tool 21.0
Reported with Software Licensed to (Company Name)	Biomechanical Research and Testing
EDR Device Type	Airbag Control Module
Event(s) recovered	Event Record 1, Event Record 2

Comments

No comments entered.

Data Limitations

Restraints Control Module Recorded Crash Events:

Deployment Events cannot be overwritten or cleared from the Restraints Control Module (RCM). Once the RCM has deployed any airbag device, the RCM must be replaced.

The data from events which did not qualify as deployable events can be overwritten by subsequent events.

The RCM can store up to two deployment events.

Airbag Module Data Limitations:

- Restraints Control Module Recorded Vehicle Forward Velocity Change reflects the change in forward velocity that the sensing system experienced from the point of algorithm wake up. It is not the speed the vehicle was traveling before the event. Note that the vehicle speed is recorded separately five seconds prior to algorithm wake up. This data should be examined in conjunction with other available physical evidence from the vehicle and scene when assessing occupant or vehicle forward velocity change.
- Event Recording Complete will indicate if data from the recorded event has been fully written to the RCM memory or if it has been interrupted and not fully written.
- If power to the Airbag Module is lost during a crash event, all or part of the crash record may not be recorded.

Airbag Module Data Sources:

- Event recorded data are collected either INTERNALLY or EXTERNALLY to the RCM.
 - INTERNAL DATA is measured, calculated, and stored internally, sensors external to the RCM include the following:
 - > The Driver and Passenger Belt Switch Circuits are wired directly to the RCM.
 - > The Driver's Seat Track Position Switch Circuit is wired directly to the RCM.
 - > The Side Impact Sensors are located on the side of vehicle and are wired directly to the RCM.
 - > The Occupant Classification Sensor is located in the front passenger seat and are wired directly to the RCM.
 - > Front Impact Sensor is located at the front of vehicle and are wire directly to the RCM.
 - EXTERNAL DATA recorded by the RCM are data collected from the vehicle communication network from various sources such as Powertrain Control Module, Brake Module, etc.

06003_Mazda001_r001

System Status at Retrieval

VIN	JM3KFABM9L0804788
Part Number	KB7W-57K30-

System Status at Event (Event Record 1)

Safety Belt Status, Driver	Unbelted
Safety Belt Status, Right Front Passenger	Unbelted
Frontal Air Bag Suppression Switch Status, Front Passenger	Auto
Occupant Size Classification, Front Passenger	Adult
Frontal Air Bag Warning Lamp (On, Off)	Off
Ignition Cycle, Crash	121
Multi-Event, Number of Events (1, 2)	No. 1
Complete File Recorded (Yes/No)	Yes
Ignition Cycle, Download	122
Maximum Delta-V, Longitudinal (MPH [km/h])	-29.8 [-48]
Time, Maximum Delta-V, Longitudinal (msec)	102.5
Maximum Delta-V, Lateral (MPH [km/h])	6.2 [10]
Time, Maximum Delta-V, Lateral (msec)	112.5
Time, Maximum Delta-V, Resultant (msec)	95.0
Time from Event 1 to 2 (sec)	SNA
Lifetime Operating Timer at Event Time Zero (sec)	26796

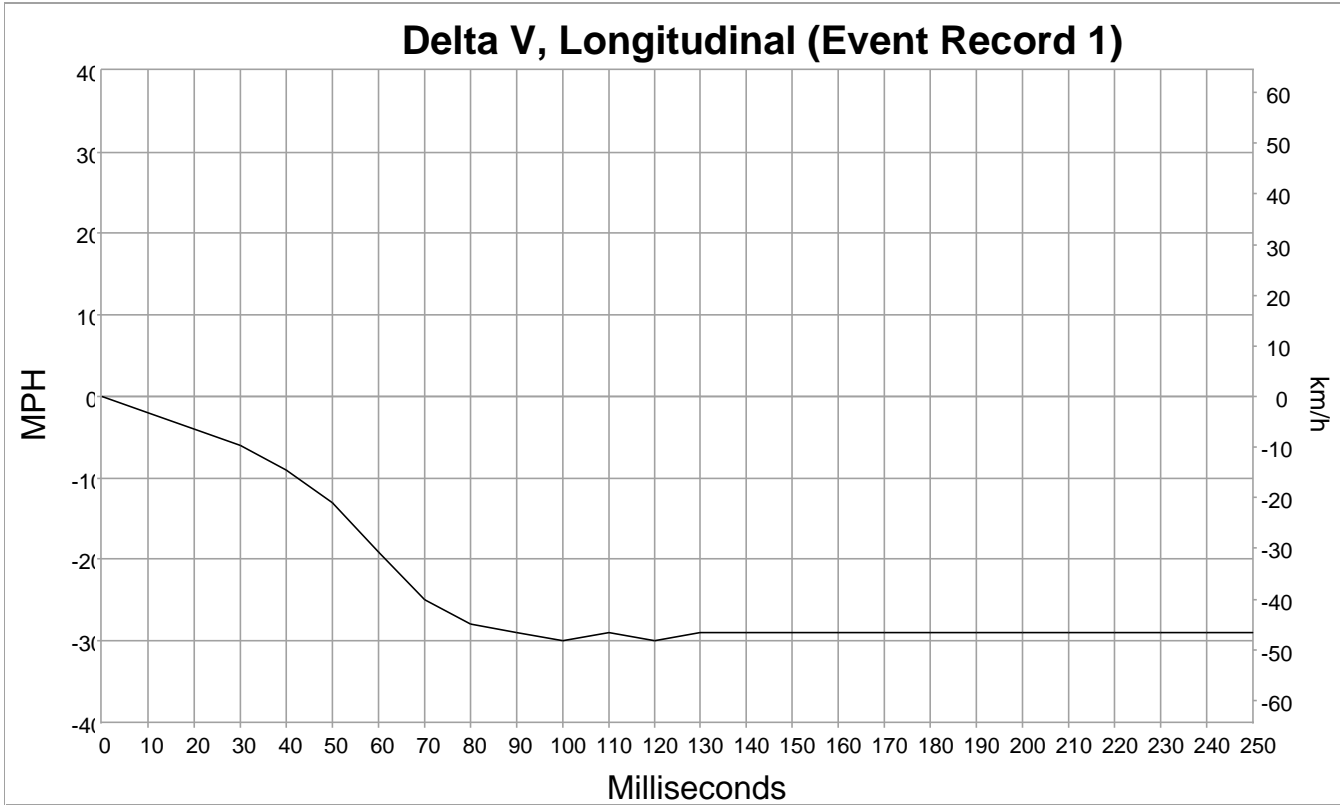
Deployment Command Data (Event Record 1)

Pretensioner Deployment, Time to Fire, Driver (msec)	1
Pretensioner Deployment, Time to Fire, Right Front Passenger (msec)	1
Frontal Air Bag Deployment, Time to Deploy/First Stage, Driver (msec)	1
Frontal Air Bag Deployment, Time to Deploy/First Stage, Right Front Passenger (msec)	1
Side Air Bag Deployment, Time to Deploy, Driver (msec)	4
Side Air Bag Deployment, Time to Deploy, Right Front Passenger (msec)	Invalid
Side Curtain/Tube Air Bag Deployment, Time to Deploy, Driver Side (msec)	4
Side Curtain/Tube Air Bag Deployment, Time to Deploy, Right Side (msec)	Invalid
Frontal Air Bag Deployment, 2nd Stage Disposal, Driver (Yes/No)	No
Frontal Air Bag Deployment, 2nd Stage Disposal, Right Front Passenger (Yes/No)	No
Frontal Air Bag Deployment, Time to 2nd Stage, Driver (msec)	6
Frontal Air Bag Deployment, Time to 2nd Stage, Right Front Passenger (msec)	6
Lap Pretensioner Deployment, Time to Fire, Driver (msec)	8
Lap Pretensioner Deployment, Time to Fire, Passenger (msec)	8

Pre-Crash Data -5 to 0 sec [2 samples/sec] (Event Record 1)

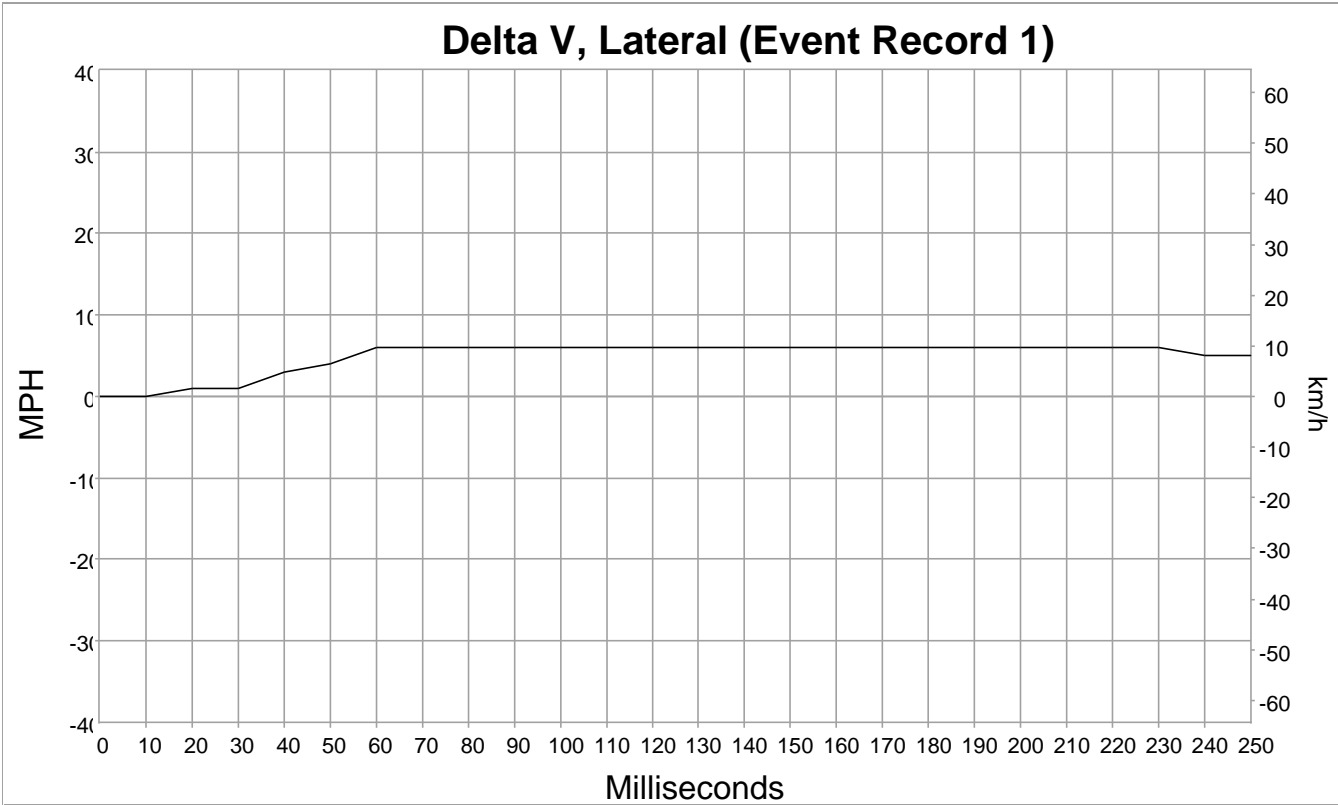
(the most recent sampled values are recorded prior to the event)

Time Stamp (sec)	Speed, Vehicle Indicated (MPH [km/h])	Engine Throttle, % full	Service Brake (On, Off)
-5.0	29 [47]	0	Off
-4.5	29 [47]	0	Off
-4.0	29 [47]	0	Off
-3.5	29 [47]	0	Off
-3.0	29 [47]	0	Off
-2.5	29 [47]	0	Off
-2.0	29 [47]	0	Off
-1.5	29 [47]	0	Off
-1.0	29 [47]	0	Off
-0.5	29 [47]	0	Off
0.0	29 [47]	0	Off



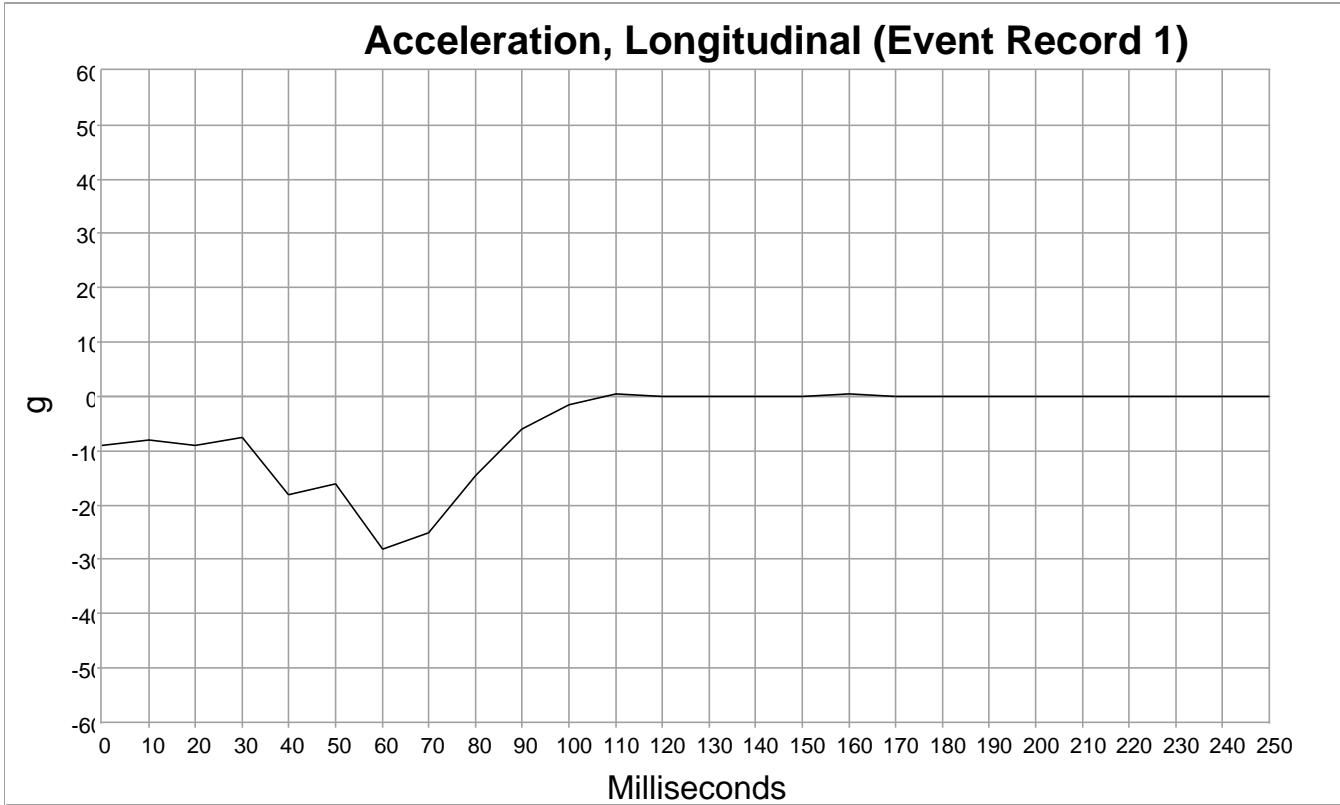
Longitudinal Delta V (Event Record 1)

Time (msec)	MPH [km/h]
0	0.0 [0]
10	-1.9 [-3]
20	-3.7 [-6]
30	-5.6 [-9]
40	-9.3 [-15]
50	-13.0 [-21]
60	-19.3 [-31]
70	-24.9 [-40]
80	-28.0 [-45]
90	-29.2 [-47]
100	-29.8 [-48]
110	-29.2 [-47]
120	-29.8 [-48]
130	-29.2 [-47]
140	-29.2 [-47]
150	-29.2 [-47]
160	-29.2 [-47]
170	-29.2 [-47]
180	-29.2 [-47]
190	-29.2 [-47]
200	-29.2 [-47]
210	-29.2 [-47]
220	-29.2 [-47]
230	-29.2 [-47]
240	-29.2 [-47]
250	-29.2 [-47]



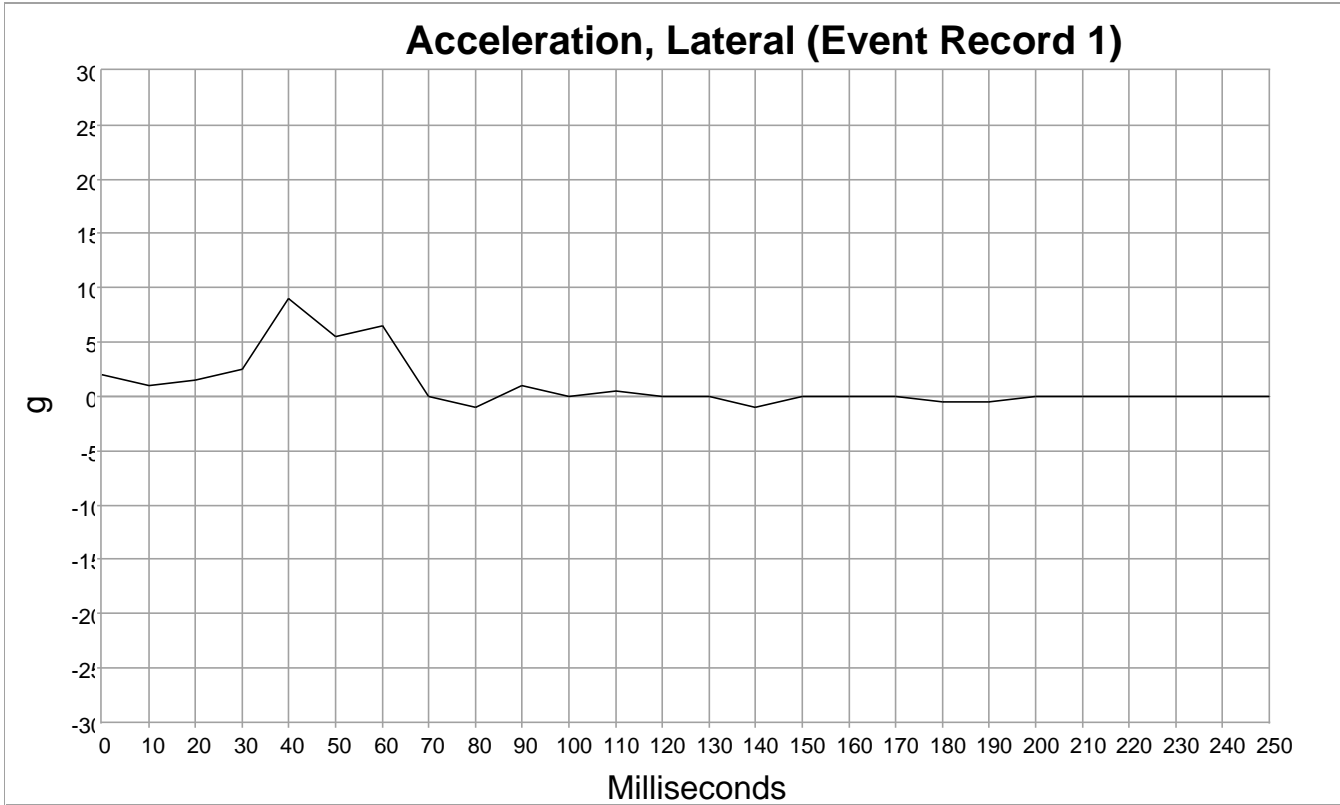
Lateral Delta V (Event Record 1)

Time (msec)	MPH [km/h]
0	0.0 [0]
10	0.0 [0]
20	0.6 [1]
30	1.2 [2]
40	3.1 [5]
50	4.3 [7]
60	5.6 [9]
70	5.6 [9]
80	5.6 [9]
90	6.2 [10]
100	6.2 [10]
110	6.2 [10]
120	6.2 [10]
130	6.2 [10]
140	5.6 [9]
150	5.6 [9]
160	5.6 [9]
170	5.6 [9]
180	5.6 [9]
190	5.6 [9]
200	5.6 [9]
210	5.6 [9]
220	5.6 [9]
230	5.6 [9]
240	5.0 [8]
250	5.0 [8]



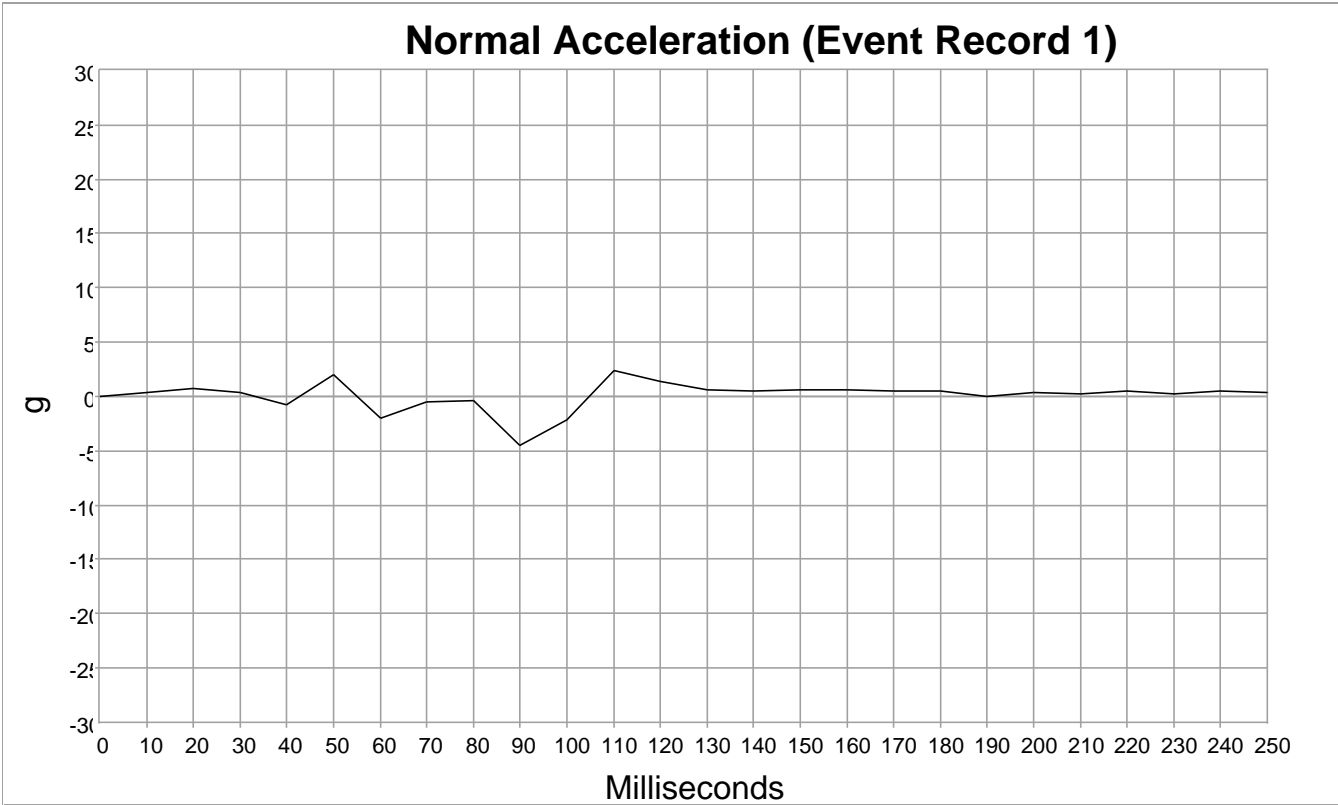
Longitudinal Acceleration (Event Record 1)

Time (msec)	g
0	-9.0
10	-8.0
20	-9.0
30	-7.5
40	-18.0
50	-16.0
60	-28.0
70	-25.0
80	-14.5
90	-6.0
100	-1.5
110	0.5
120	0.0
130	0.0
140	0.0
150	0.0
160	0.5
170	0.0
180	0.0
190	0.0
200	0.0
210	0.0
220	0.0
230	0.0
240	0.0
250	0.0



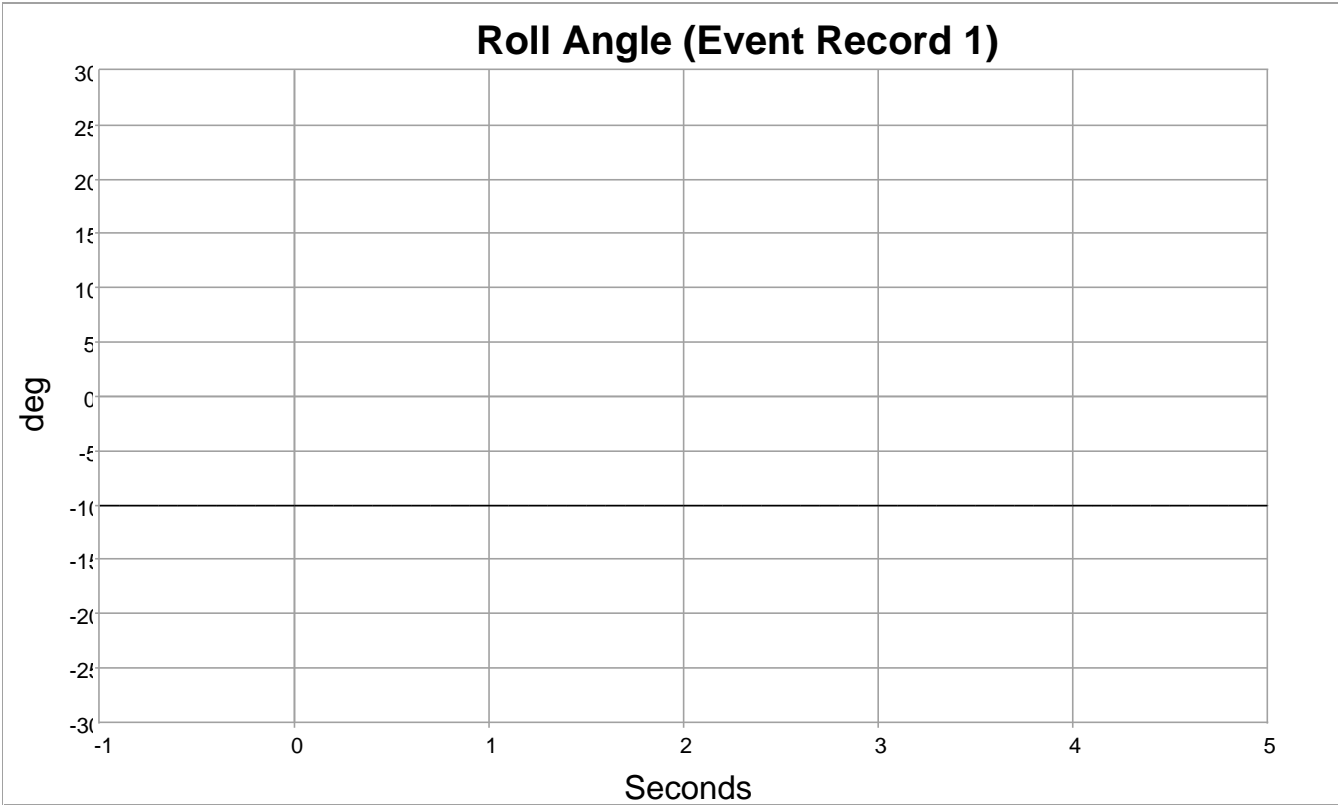
Lateral Acceleration (Event Record 1)

Time (msec)	g
0	2.0
10	1.0
20	1.5
30	2.5
40	9.0
50	5.5
60	6.5
70	0.0
80	-1.0
90	1.0
100	0.0
110	0.5
120	0.0
130	0.0
140	-1.0
150	0.0
160	0.0
170	0.0
180	-0.5
190	-0.5
200	0.0
210	0.0
220	0.0
230	0.0
240	0.0
250	0.0



Normal Acceleration (Event Record 1)

Time (msec)	g
0	0.0
10	0.4
20	0.7
30	0.4
40	-0.7
50	2.0
60	-2.0
70	-0.4
80	-0.3
90	-4.6
100	-2.2
110	2.4
120	1.4
130	0.6
140	0.4
150	0.6
160	0.6
170	0.5
180	0.5
190	0.0
200	0.4
210	0.2
220	0.4
230	0.2
240	0.6
250	0.4



Roll Angle (Event Record 1)

Time (sec)	deg
-1.0	-10
-0.9	-10
-0.8	-10
-0.7	-10
-0.6	-10
-0.5	-10
-0.4	-10
-0.3	-10
-0.2	-10
-0.1	-10
0.0	-10
0.1	-10
0.2	-10
0.3	-10
0.4	-10
0.5	-10
0.6	-10
0.7	-10
0.8	-10
0.9	-10
1.0	-10
1.1	-10
1.2	-10
1.3	-10
1.4	-10
1.5	-10
1.6	-10
1.7	-10
1.8	-10
1.9	-10

2.0	-10
2.1	-10
2.2	-10
2.3	-10
2.4	-10
2.5	-10
2.6	-10
2.7	-10
2.8	-10
2.9	-10
3.0	-10
3.1	-10
3.2	-10
3.3	-10
3.4	-10
3.5	-10
3.6	-10
3.7	-10
3.8	-10
3.9	-10
4.0	-10
4.1	-10
4.2	-10
4.3	-10
4.4	-10
4.5	-10
4.6	-10
4.7	-10
4.8	-10
4.9	-10
5.0	-10

System Status at Event (Event Record 2)

Safety Belt Status, Driver	SNA
Safety Belt Status, Right Front Passenger	SNA
Frontal Air Bag Suppression Switch Status, Front Passenger	SNA
Occupant Size Classification, Front Passenger	SNA
Frontal Air Bag Warning Lamp (On, Off)	SNA
Ignition Cycle, Crash	SNA
Multi-Event, Number of Events (1, 2)	SNA
Complete File Recorded (Yes/No)	SNA
Ignition Cycle, Download	SNA
Maximum Delta-V, Longitudinal (MPH [km/h])	-0.6 [-1]
Time, Maximum Delta-V, Longitudinal (msec)	SNA
Maximum Delta-V, Lateral (MPH [km/h])	-0.6 [-1]
Time, Maximum Delta-V, Lateral (msec)	SNA
Time, Maximum Delta-V, Resultant (msec)	SNA
Time from Event 1 to 2 (sec)	SNA
Lifetime Operating Timer at Event Time Zero (sec)	4294967295

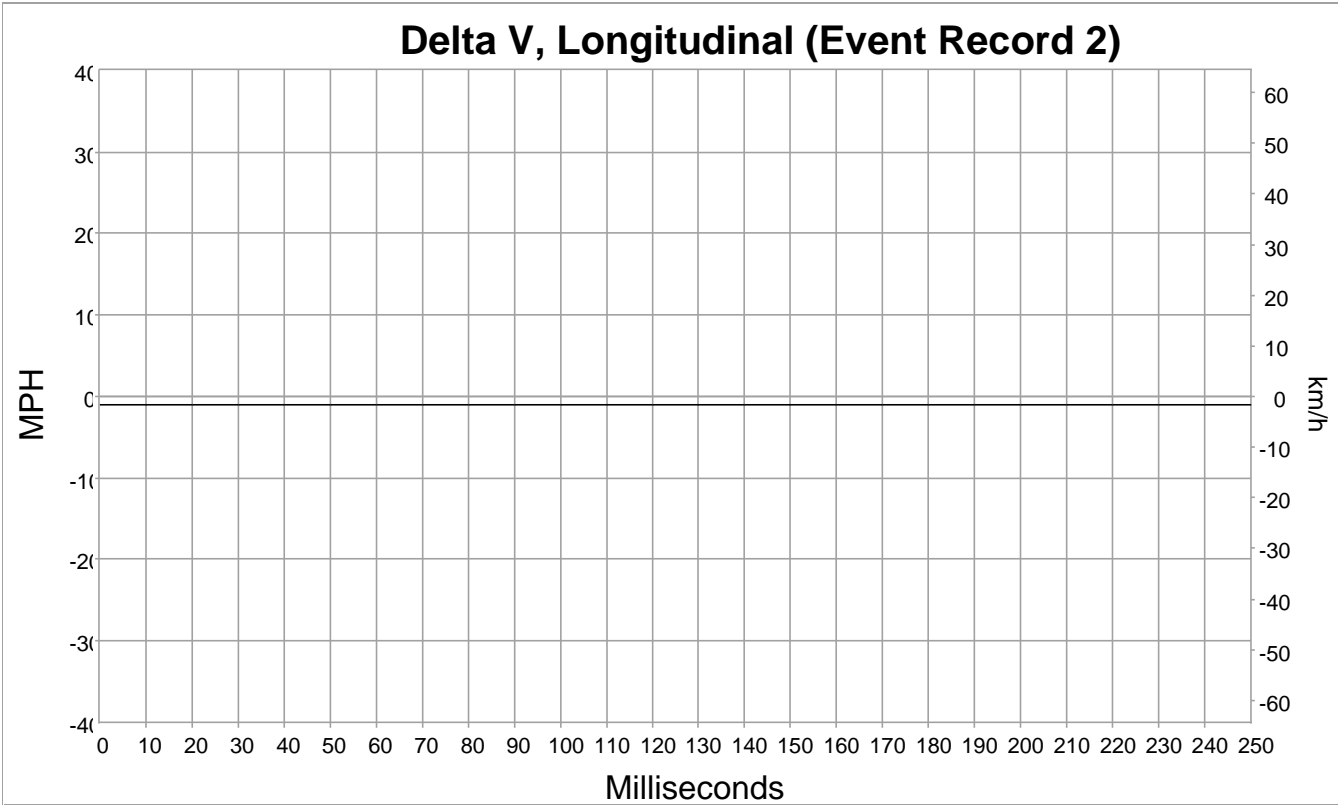
Deployment Command Data (Event Record 2)

Pretensioner Deployment, Time to Fire, Driver (msec)	Invalid
Pretensioner Deployment, Time to Fire, Right Front Passenger (msec)	Invalid
Frontal Air Bag Deployment, Time to Deploy/First Stage, Driver (msec)	Invalid
Frontal Air Bag Deployment, Time to Deploy/First Stage, Right Front Passenger (msec)	Invalid
Side Air Bag Deployment, Time to Deploy, Driver (msec)	Invalid
Side Air Bag Deployment, Time to Deploy, Right Front Passenger (msec)	Invalid
Side Curtain/Tube Air Bag Deployment, Time to Deploy, Driver Side (msec)	Invalid
Side Curtain/Tube Air Bag Deployment, Time to Deploy, Right Side (msec)	Invalid
Frontal Air Bag Deployment, 2nd Stage Disposal, Driver (Yes/No)	SNA
Frontal Air Bag Deployment, 2nd Stage Disposal, Right Front Passenger (Yes/No)	SNA
Frontal Air Bag Deployment, Time to 2nd Stage, Driver (msec)	Invalid
Frontal Air Bag Deployment, Time to 2nd Stage, Right Front Passenger (msec)	Invalid
Lap Pretensioner Deployment, Time to Fire, Driver (msec)	Invalid
Lap Pretensioner Deployment, Time to Fire, Passenger (msec)	Invalid

Pre-Crash Data -5 to 0 sec [2 samples/sec] (Event Record 2)

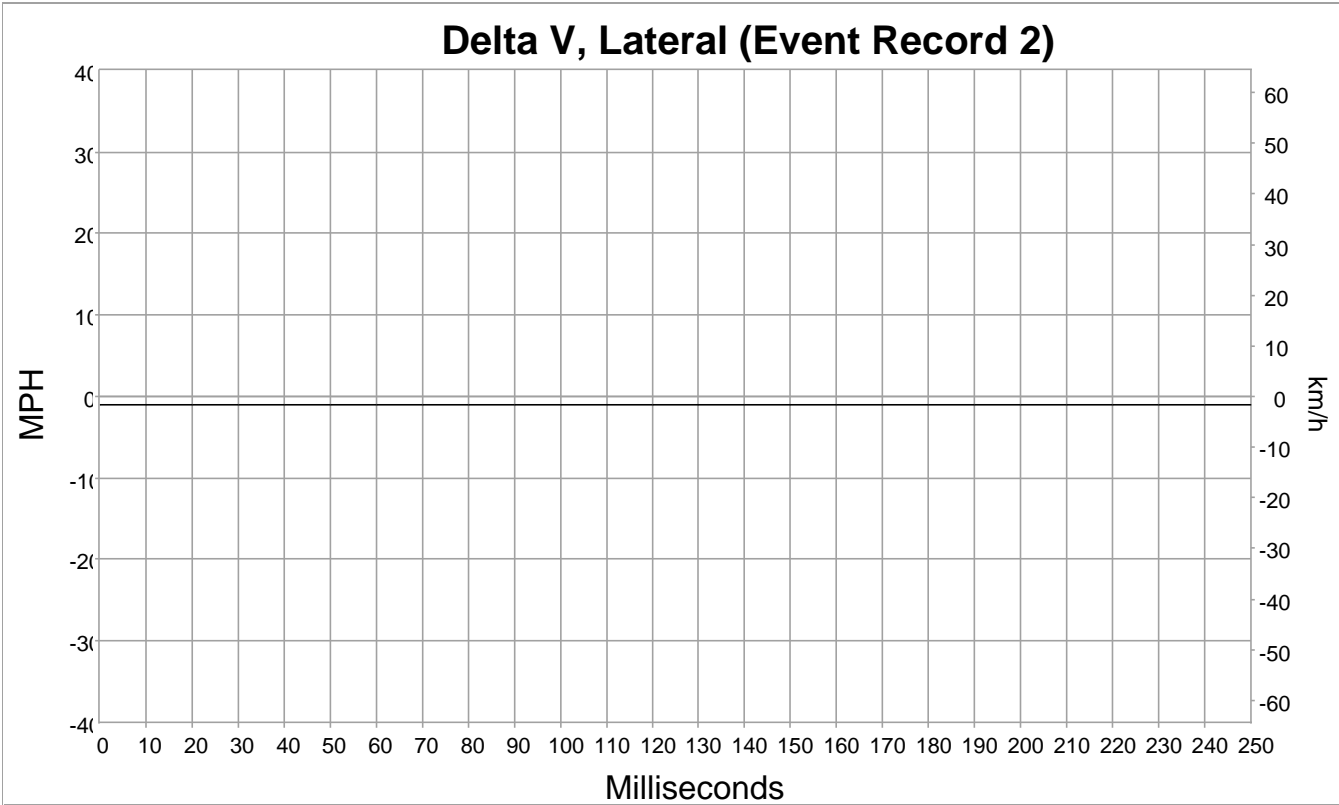
(the most recent sampled values are recorded prior to the event)

Time Stamp (sec)	Speed, Vehicle Indicated (MPH [km/h])	Engine Throttle, % full	Service Brake (On, Off)
-5.0	Invalid	Invalid	On
-4.5	Invalid	Invalid	On
-4.0	Invalid	Invalid	On
-3.5	Invalid	Invalid	On
-3.0	Invalid	Invalid	On
-2.5	Invalid	Invalid	On
-2.0	Invalid	Invalid	On
-1.5	Invalid	Invalid	On
-1.0	Invalid	Invalid	On
-0.5	Invalid	Invalid	On
0.0	Invalid	Invalid	On



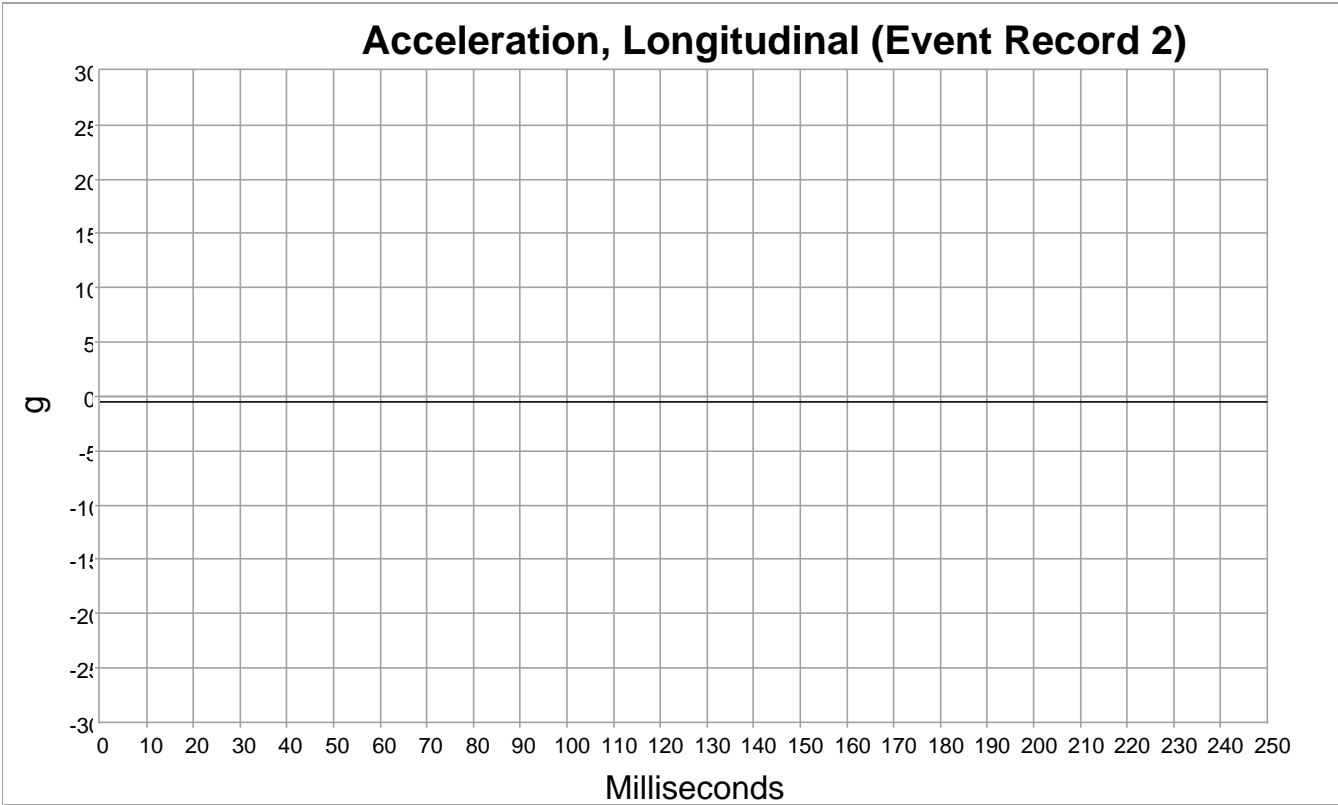
Longitudinal Delta V (Event Record 2)

Time (msec)	MPH [km/h]
0	-0.6 [-1]
10	-0.6 [-1]
20	-0.6 [-1]
30	-0.6 [-1]
40	-0.6 [-1]
50	-0.6 [-1]
60	-0.6 [-1]
70	-0.6 [-1]
80	-0.6 [-1]
90	-0.6 [-1]
100	-0.6 [-1]
110	-0.6 [-1]
120	-0.6 [-1]
130	-0.6 [-1]
140	-0.6 [-1]
150	-0.6 [-1]
160	-0.6 [-1]
170	-0.6 [-1]
180	-0.6 [-1]
190	-0.6 [-1]
200	-0.6 [-1]
210	-0.6 [-1]
220	-0.6 [-1]
230	-0.6 [-1]
240	-0.6 [-1]
250	-0.6 [-1]



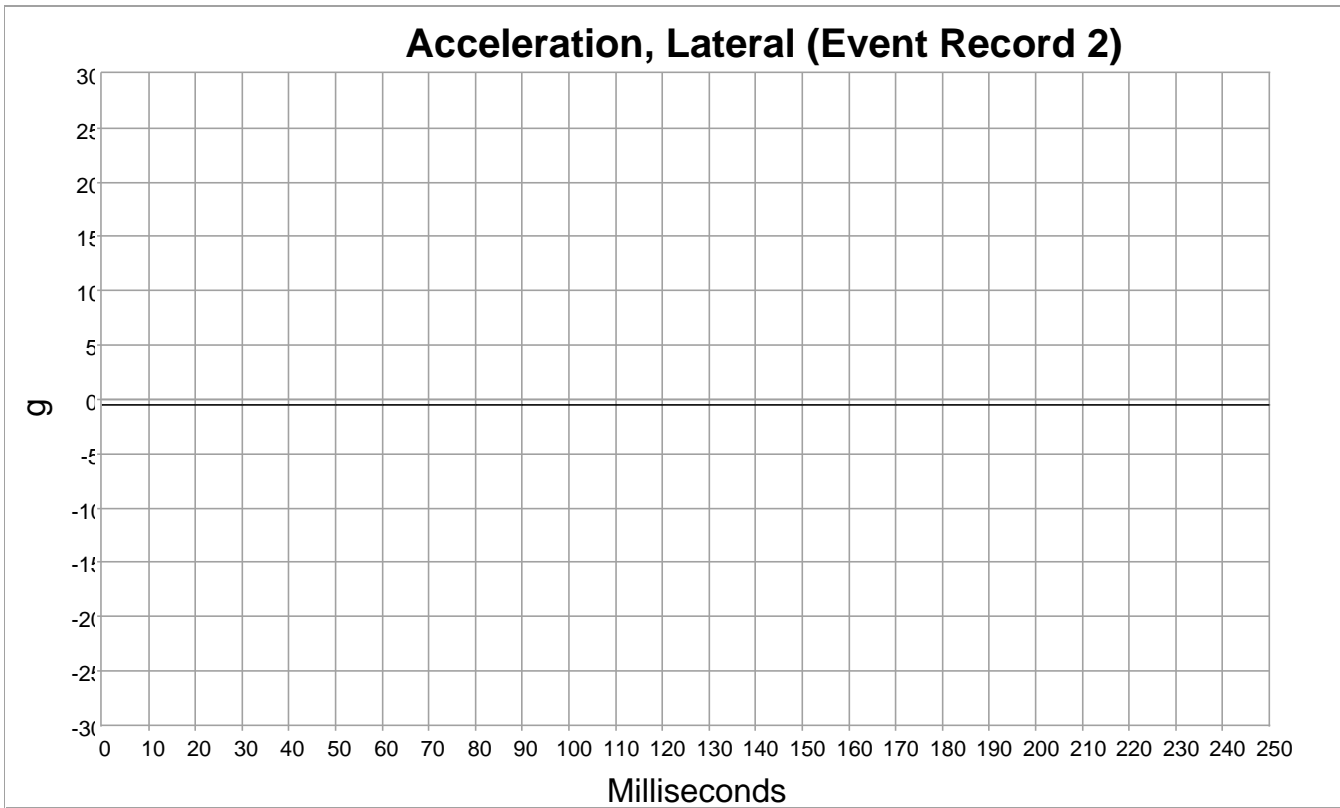
Lateral Delta V (Event Record 2)

Time (msec)	MPH [km/h]
0	-0.6 [-1]
10	-0.6 [-1]
20	-0.6 [-1]
30	-0.6 [-1]
40	-0.6 [-1]
50	-0.6 [-1]
60	-0.6 [-1]
70	-0.6 [-1]
80	-0.6 [-1]
90	-0.6 [-1]
100	-0.6 [-1]
110	-0.6 [-1]
120	-0.6 [-1]
130	-0.6 [-1]
140	-0.6 [-1]
150	-0.6 [-1]
160	-0.6 [-1]
170	-0.6 [-1]
180	-0.6 [-1]
190	-0.6 [-1]
200	-0.6 [-1]
210	-0.6 [-1]
220	-0.6 [-1]
230	-0.6 [-1]
240	-0.6 [-1]
250	-0.6 [-1]



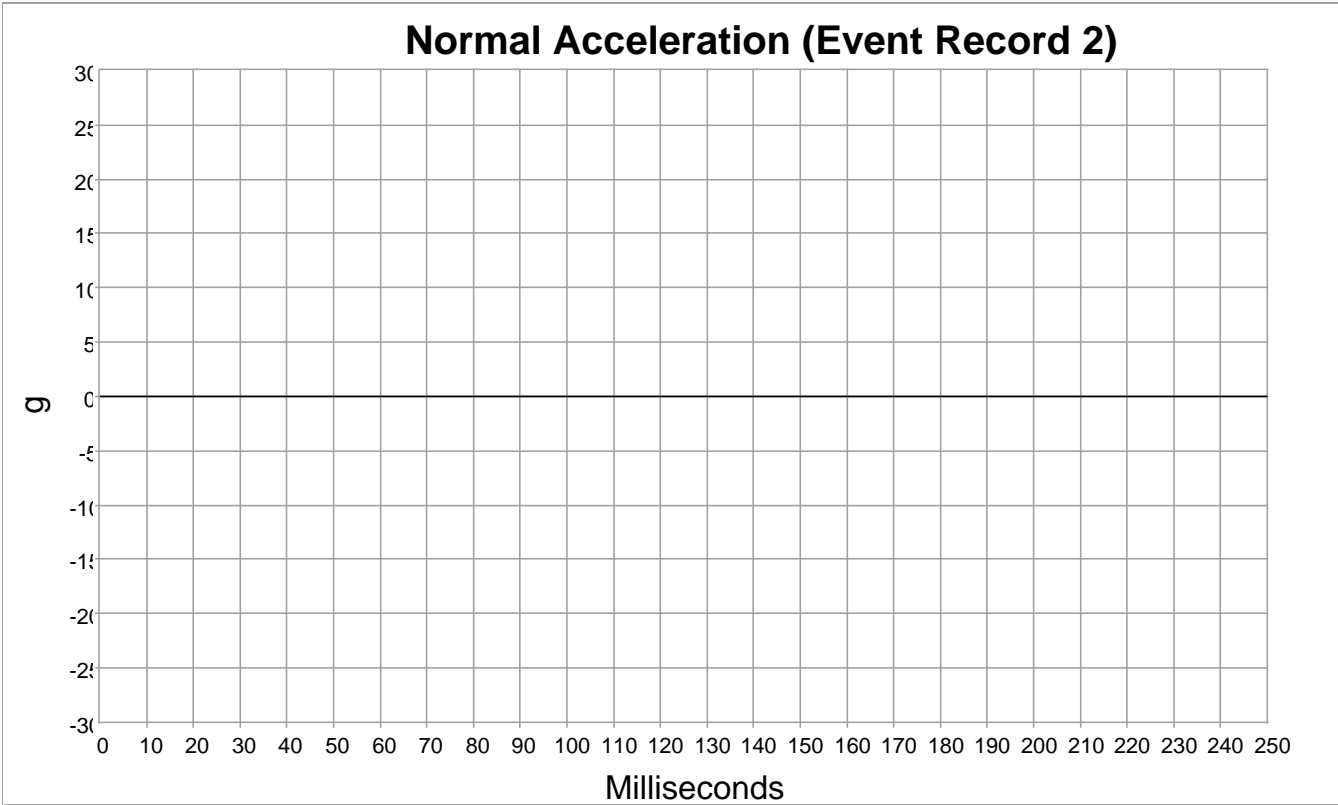
Longitudinal Acceleration (Event Record 2)

Time (msec)	g
0	-0.5
10	-0.5
20	-0.5
30	-0.5
40	-0.5
50	-0.5
60	-0.5
70	-0.5
80	-0.5
90	-0.5
100	-0.5
110	-0.5
120	-0.5
130	-0.5
140	-0.5
150	-0.5
160	-0.5
170	-0.5
180	-0.5
190	-0.5
200	-0.5
210	-0.5
220	-0.5
230	-0.5
240	-0.5
250	-0.5



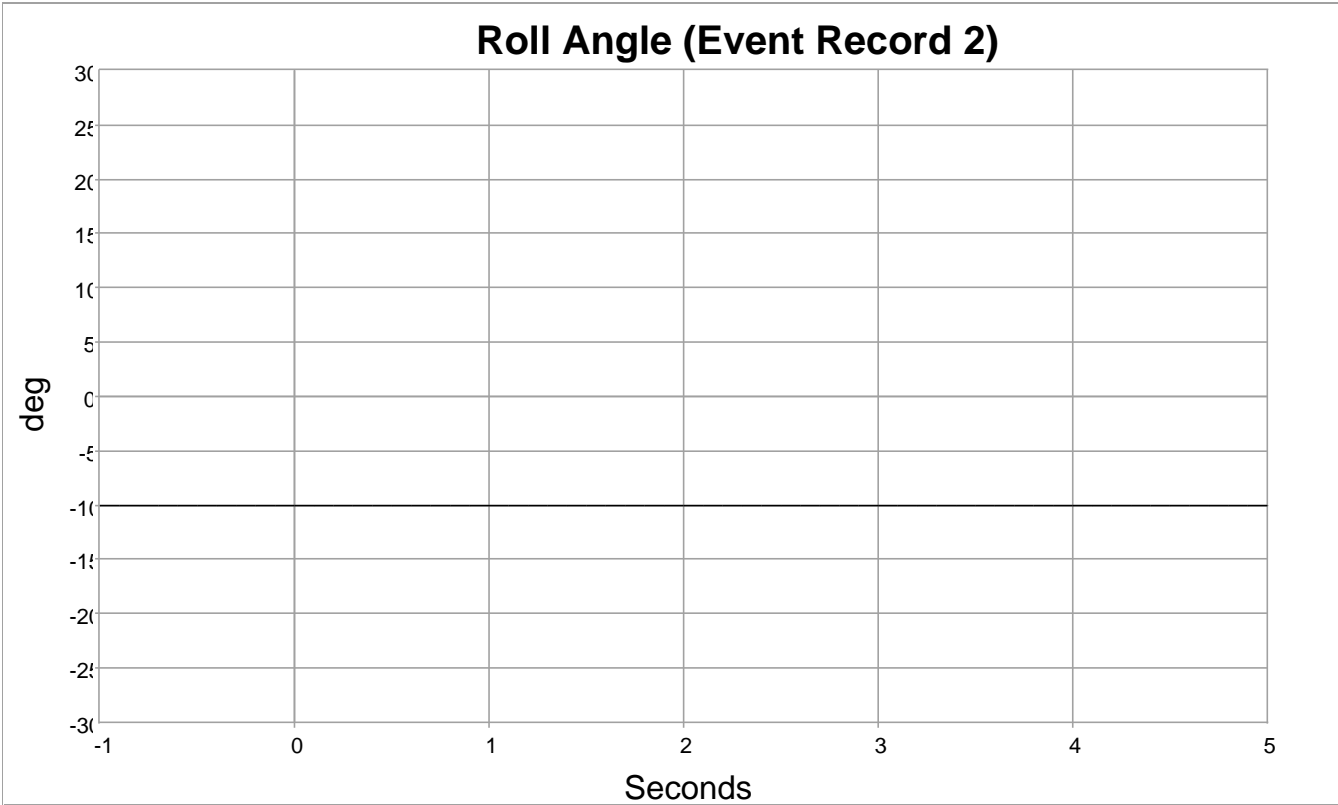
Lateral Acceleration (Event Record 2)

Time (msec)	g
0	-0.5
10	-0.5
20	-0.5
30	-0.5
40	-0.5
50	-0.5
60	-0.5
70	-0.5
80	-0.5
90	-0.5
100	-0.5
110	-0.5
120	-0.5
130	-0.5
140	-0.5
150	-0.5
160	-0.5
170	-0.5
180	-0.5
190	-0.5
200	-0.5
210	-0.5
220	-0.5
230	-0.5
240	-0.5
250	-0.5



Normal Acceleration (Event Record 2)

Time (msec)	g
0	0.0
10	0.0
20	0.0
30	0.0
40	0.0
50	0.0
60	0.0
70	0.0
80	0.0
90	0.0
100	0.0
110	0.0
120	0.0
130	0.0
140	0.0
150	0.0
160	0.0
170	0.0
180	0.0
190	0.0
200	0.0
210	0.0
220	0.0
230	0.0
240	0.0
250	0.0



Roll Angle (Event Record 2)

Time (sec)	deg
-1.0	-10
-0.9	-10
-0.8	-10
-0.7	-10
-0.6	-10
-0.5	-10
-0.4	-10
-0.3	-10
-0.2	-10
-0.1	-10
0.0	-10
0.1	-10
0.2	-10
0.3	-10
0.4	-10
0.5	-10
0.6	-10
0.7	-10
0.8	-10
0.9	-10
1.0	-10
1.1	-10
1.2	-10
1.3	-10
1.4	-10
1.5	-10
1.6	-10
1.7	-10
1.8	-10
1.9	-10

2.0	-10
2.1	-10
2.2	-10
2.3	-10
2.4	-10
2.5	-10
2.6	-10
2.7	-10
2.8	-10
2.9	-10
3.0	-10
3.1	-10
3.2	-10
3.3	-10
3.4	-10
3.5	-10
3.6	-10
3.7	-10
3.8	-10
3.9	-10
4.0	-10
4.1	-10
4.2	-10
4.3	-10
4.4	-10
4.5	-10
4.6	-10
4.7	-10
4.8	-10
4.9	-10
5.0	-10

Hexadecimal Data

Data that the vehicle manufacturer has specified for data retrieval is shown in the hexadecimal data section of the CDR report. The hexadecimal data section of the CDR report may contain data that is not translated by the CDR program. The control module contains additional data that is not retrievable by the CDR system.

```
PIDS:  Data:

F113:  4B 42 37 57 2D 35 37 4B 33 30 2D 00 00 00 00 00
      00 00 00 00 00 00 00 00
F190:  4A 4D 33 4B 46 41 42 4D 39 4C 30 38 30 34 37 38
      38 00 00 00 00 00 00 00
D900:  00 FD FA F7 F1 EB E1 D8 D3 D1 D0 D1 D0 D1 D1 D1
      D1 D1 D1 D1 D1 D1 D1 D1 D1 D1 00 00 00 00 00 00
      00 00 00 00 00 00 00 00 00 00 00 00 00 00 00
      00 00 00 00
D901:  D0 00
D902:  00 29
D903:  2F 2F 2F 2F 2F 2F 2F 2F 2F 2F 2F 00 00 00 00 00
      00 00 00 00 00 00
D904:  00 00 00 00 00 00 00 00 00 00 00 00 00 00 00 00
      00 00 00 00 00 00
D905:  00 00 00 00
D906:  00 79 00 00
D907:  00 7A 00 00
D908:  00 00
D909:  00 00
D90A:  01 00
D90B:  01 00
D90C:  01 00
D90D:  FF 00
D90E:  01 00
D90F:  04 02 03 05 12 0B 0D 00 FE 02 00 01 00 00 FE 00
      00 00 FF FF 00 00 00 00 00 00 00 00 00 00 00 00
      00 00 00 00 00 00 00 00 00 00 00 00 00 00 00
      00 00 00 00
D910:  EE F0 EE F1 DC E0 C8 CE E3 F4 FD 01 00 00 00 00
      01 00 00 00 00 00 00 00 00 00 00 00 00 00 00 00
      00 00 00 00 00 00 00 00 00 00 00 00 00 00 00
      00 00 00 00
D911:  FF 0A 12 09 EE 32 CE F5 F8 8E CA 3B 23 10 0B 0F
      0F 0D 0D FF 09 06 0B 06 0E 09 00 00 00 00 00 00
      00 00 00 00 00 00 00 00 00 00 00 00 00 00 00
      00 00 00 00
D912:  00 00 01 02 05 07 09 09 09 0A 0A 0A 0A 0A 09 09
      09 09 09 09 09 09 09 09 08 08 00 00 00 00 00 00
      00 00 00 00 00 00 00 00 00 00 00 00 00 00 00
      00 00 00 00
D913:  0A 00
D914:  2D 00
D915:  26 00
D916:  7F 31 (Not Recorded/Configured)
D917:  FF FF FF FF FF FF FF FF FF FF FF FF FF FF FF
      FF FF FF FF FF FF FF FF FF FF FF FF FF FF FF
      FF FF FF FF FF FF FF FF FF FF FF FF FF FF FF
      FF FF FF FF FF FF FF FF FF FF FF FF FF FF FF
      FF FF 00 00 00
      00 00 00 00 00 00 00 00 00 00 00 00 00 00 00
      00 00 00 00 00 00 00 00 00 00 00 00 00 00 00
      00 00 00 00 00 00 00 00 00 00 00 00 00 00 00
      00 00 00 00 00 00 00 00 00 00
D918:  7F 31 (Not Recorded/Configured)
D919:  7F 31 (Not Recorded/Configured)
D91A:  7F 31 (Not Recorded/Configured)
D91B:  00 00
D91C:  02 00
D91D:  06 00
D91E:  06 00
D91F:  00 00
```

D920: 00 00
D921: 04 00
D922: FF 00
D923: 04 00
D924: FF 00
D925: 01 00
D926: 01 00
D927: 7F 31 (Not Recorded/Configured)
D928: 7F 31 (Not Recorded/Configured)
D929: 7F 31 (Not Recorded/Configured)
D92A: 01 00
D92B: 7F 31 (Not Recorded/Configured)
D92C: 7F 31 (Not Recorded/Configured)
D930: FF FF FF FF FF FF FF FF FF FF FF FF FF FF FF
FF FF FF FF FF FF FF FF FF FF 00 00 00 00 00 00
00 00 00 00 00 00 00 00 00 00 00 00 00 00 00
00 00 00 00
D931: FF 00
D932: 00 FF
D933: FF FF FF FF FF FF FF FF FF FF FF 00 00 00 00 00
00 00 00 00 00 00
D934: FF FF FF FF FF FF FF FF FF FF FF 00 00 00 00 00
00 00 00 00 00 00
D935: FF FF 00 00
D936: FF FF 00 00
D937: FF FF 00 00
D938: FF 00
D939: FF 00
D93A: FF 00
D93B: FF 00
D93C: FF 00
D93D: FF 00
D93E: FF 00
D93F: FF FF FF FF FF FF FF FF FF FF FF FF FF FF FF
FF FF FF FF FF FF FF FF FF FF 00 00 00 00 00 00
00 00 00 00 00 00 00 00 00 00 00 00 00 00 00
00 00 00 00
D940: FF FF FF FF FF FF FF FF FF FF FF FF FF FF FF
FF FF FF FF FF FF FF FF FF FF 00 00 00 00 00 00
00 00 00 00 00 00 00 00 00 00 00 00 00 00 00
00 00 00 00
D941: FF FF FF FF FF FF FF FF FF FF FF FF FF FF FF
FF FF FF FF FF FF FF FF FF FF 00 00 00 00 00 00
00 00 00 00 00 00 00 00 00 00 00 00 00 00 00
00 00 00 00
D942: FF FF FF FF FF FF FF FF FF FF FF FF FF FF FF
FF FF FF FF FF FF FF FF FF FF 00 00 00 00 00 00
00 00 00 00 00 00 00 00 00 00 00 00 00 00 00
00 00 00 00
D943: FF 00
D944: FF 00
D945: FF 00
D946: 7F 31 (Not Recorded/Configured)
D947: FF FF FF FF FF FF FF FF FF FF FF FF FF FF FF
FF FF FF FF FF FF FF FF FF FF FF FF FF FF FF
FF FF FF FF FF FF FF FF FF FF FF FF FF FF FF
FF FF FF FF FF FF FF FF FF FF FF FF 00 00 00
00 00 00 00 00 00 00 00 00 00 00 00 00 00 00
00 00 00 00 00 00 00 00 00 00 00 00 00 00 00
00 00 00 00 00 00 00 00 00 00 00 00 00 00 00
00 00 00 00 00 00 00 00 00 00
D948: 7F 31 (Not Recorded/Configured)
D949: 7F 31 (Not Recorded/Configured)
D94A: 7F 31 (Not Recorded/Configured)
D94B: FF 00
D94C: FF 00
D94D: FF 00
D94E: FF 00
D94F: FF 00
D950: FF 00

D951: FF 00
D952: FF 00
D953: FF 00
D954: FF 00
D955: FF 00
D956: FF 00
D957: 7F 31 (Not Recorded/Configured)
D958: 7F 31 (Not Recorded/Configured)
D959: 7F 31 (Not Recorded/Configured)
D95A: FF 00
D95B: 7F 31 (Not Recorded/Configured)
D95C: 7F 31 (Not Recorded/Configured)
D96E: 08 00
D96F: 08 00
D970: 00 00 68 AC
D971: FF 00
D972: FF 00
D973: FF FF FF FF

Disclaimer of Liability

The users of the CDR product and reviewers of the CDR reports and exported data shall ensure that data and information supplied is applicable to the vehicle, vehicle's system(s) and the vehicle ECU. Robert Bosch LLC and all its directors, officers, employees and members shall not be liable for damages arising out of or related to incorrect, incomplete or misinterpreted software and/or data. Robert Bosch LLC expressly excludes all liability for incidental, consequential, special or punitive damages arising from or related to the CDR data, CDR software or use thereof.