

REPORT NUMBER: NCAP305I-KAR-19-023

**NEW CAR ASSESSMENT PROGRAM (NCAP)
FMVSS NO. 305 INDICANT TEST**

**KIA MOTORS CORPORATION
2019 KIA NIRO HYBRID LX 5-DOOR MPV**

NHTSA NUMBER: M20194209

**PREPARED BY:
APPLUS IDIADA KARCO ENGINEERING, LLC.
9270 HOLLY ROAD
ADELANTO, CA 92301**



JUNE 4, 2019

FINAL REPORT

**U.S. DEPARTMENT OF TRANSPORTATION
NATIONAL HIGHWAY TRAFFIC SAFETY ADMINISTRATION
OFFICE OF RULEMAKING
MAIL CODE: NRM-110
1200 NEW JERSEY AVE, SE
ROOM W43-410
WASHINGTON, DC 20590**

This publication is distributed by the U.S. Department of Transportation, National Highway Traffic Safety Administration, in the interest of information exchange. The opinions, findings and conclusions expressed in this publication are those of the author(s) and not necessarily those of the Department of Transportation or the National Highway Traffic Safety Administration. The United States Government assumes no liability for its contents or use thereof. If trade or manufacturers' names or products are mentioned, it is only because they are considered essential to the object of the publication and should not be construed as an endorsement. The United States Government does not endorse products or manufacturers.

Prepared By: Amjad A. Jadallah
Mr. Amjad A. Jadallah, Project Engineer
Applus IDIADA KARCO Engineering, LLC.

Reviewed By: MLD
Mr. Michael L. Dunlap, Director of Operations
Applus IDIADA KARCO Engineering, LLC.

Approved By: SDM
Mr. Steven D. Matsusaka, Engineering Manager
Applus IDIADA KARCO Engineering, LLC.

Approval Date: June 4, 2019

FINAL REPORT ACCEPTANCE BY OCWS:

Division Chief, New Car Assessment Program
NHTSA, Office of Crashworthiness Standards

Date: _____

COTR, New Car Assessment Program
NHTSA, Office of Crashworthiness Standards

Date: _____

TECHNICAL REPORT DOCUMENTATION PAGE

1. Report No. NCAP305I-KAR-19-023	2. Government Accession No.	3. Recipient's Catalog No.	
4. Title and Subtitle Final Report of New Car Assessment Program FMVSS 305 Indicant Testing of a 2019 Kia Niro Hybrid LX 5-Door MPV NHTSA No. M20194209		5. Report Date June 4, 2019	
		6. Performing Organization Code KAR	
7. Authors Mr. Amjad A. Jadallah, Project Engineer, Applus IDIADA KARCO Mr. Steven D. Matsusaka, Engineering Manager, Applus IDIADA KARCO		8. Performing Organization Report No. TR-P39145-01E-NC	
		10. Work Unit No.	
9. Performing Organization Name and Address Applus IDIADA KARCO Engineering, LLC. 9270 Holly Rd. Adelanto, CA 92301		11. Contract or Grant No. DTNH22-12-D-00259	
		13. Type of Report and Period Covered Final Test Report, May 20 - June 4, 2019	
12. Sponsoring Agency Name and Address U. S. Department of Transportation National Highway Traffic Safety Administration Office of Crashworthiness Standards Mail Code: NRM-110 1200 New Jersey Ave., SE, Room W43-410 Washington, D.C. 20590		14. Sponsoring Agency Code NRM-110	
		15. Supplementary Notes	
16. Abstract An FMVSS No. 305 Indicant test, in conjunction with an NCAP frontal barrier impact test was conducted on the subject 2019 Kia Niro Hybrid LX 5-door MPV in accordance with the specifications of the applicable Office of Crashworthiness Standards Test Procedure for the generation of consumer information for the New Car Assessment Program (NCAP). No test failures were reported.			
17. Key Words New Car Assessment Program (NCAP) FMVSS 305 Indicant		18. Distribution Statement Copies of this report are available from: National Highway Traffic Safety Administration Technical Information Services Division, NPO-411 1200 New Jersey Ave., SE Washington, DC 20590 e-mail: tis@nhtsa.dot.gov FAX: 202-493-2833	
19. Security Classification of this report UNCLASSIFIED	20. Security Classification of this page UNCLASSIFIED	21. No. of Pages 38	22. Price

TABLE OF CONTENTS

<u>Section</u>		<u>Page No.</u>
1	Test Purpose and Procedure	1
2	Summary of Test Results	2
3	Data Sheets	3

<u>Data Sheet No.</u>		<u>Page No.</u>
1	Test Vehicle Information	4
2	Pre-Impact Data	6
3	Pre-Impact Electrical Isolation Measurements and Calculations	7
4	Post-Impact Data	8
5	Static Rollover Test Data	9

<u>Appendix</u>		<u>Page No.</u>
A	Photographs	A

SECTION 1
TEST PURPOSE AND PROCEDURE

An FMVSS No. 305 Indicant test, in conjunction with an NCAP frontal barrier impact test was conducted on the subject 2019 Kia Niro Hybrid LX 5-Door MPV.

The indicant test was conducted in accordance with the Office of Crashworthiness Standards Laboratory Test Procedure, dated September 2012, to determine compliance to the requirements of Federal Motor Vehicle Safety Standard (FMVSS) No. 305, 'Electric-Powered Vehicles: Electrolyte Spillage and Electrical Shock Protection' for the purpose of providing consumer information.

This FMVSS No. 305 Indicant test is part of the MY 2019 New Car Assessment Program Test Program, sponsored by the National Highway Traffic Safety Administration (NHTSA), under contract no. DTNH22-12-D-00259.

SECTION 2

SUMMARY OF TEST RESULTS

A frontal barrier impact test was performed by Applus IDIADA KARCO Engineering, LLC. on a 2019 Kia Niro Hybrid LX 5-Door MPV on May 20, 2019. Electrical isolation measurements were taken immediately post-impact and observations were made relating to electrolyte spillage and battery retention. A static rollover was subsequently performed on the subject vehicle and electrical isolation measurements were taken at each stage of the rollover.

Based on the test results, the 2019 Kia Niro Hybrid LX 5-Door MPV appears to meet the requirements for electrolyte spillage, electrical isolation, and battery retention during FMVSS No. 305 indicant testing.

Data sheets, along with pre-test and post-test photographs of the test vehicle, are included in this report to document the test.

SECTION 3
DATA SHEETS

Test Vehicle: 2019 Kia Niro Hybrid LX 5-Door MPV NHTSA No.: M20194209
 Test Program: FMVSS No. 305 Indicant Test Test Date: 05/20/19

CONVERSION FACTORS

Quantity	Typical Application	Std Units	Metric Unit	Multiply By
Mass	Vehicle Weight	lb	kg	0.4536
Linear Velocity	Impact Velocity	miles/hr	km/hr	1.609344
Length or Distance	Measurements	in	mm	25.4
Volume	Fuel Systems	gal	liter	3.785
Volume	Small Fluids	oz	mL	29.574
Pressure	Tire Pressures	lbf/in ²	kPa	6.895
Temperature	General Use	°F	°C	=(Tf -32)/1.8
Force	Dynamic Forces	lbf	N	4.448
Moment	Torque	lbf-ft	N•m	1.355

ELECTRICAL CODES

Code	Units	Description
V _b	V	Propulsion Battery Voltage
V ₁	V	Propulsion Battery Negative to Chassis
V ₂	V	Propulsion Battery Positive to Chassis
R _O	Ω	Resistance of Grounding Circuit
V ₁ '	V	Propulsion Battery Negative to Chassis with R _O installed
V ₂ '	V	Propulsion Battery Positive to Chassis with R _O installed
R _{i1}	Ω	Electrical Isolation Value of Propulsion Battery Negative to Chassis Ground
R _{i2}	Ω	Electrical Isolation Value of Propulsion Battery Positive to Chassis Ground
R _i	Ω	Electrical Isolation Value of Propulsion Battery - The Minimum of R _{i1} and R _{i2}
R _i /V _b	Ω/v	Electrical Isolation per Volt of Propulsion Battery

DATA SHEET NO. 1

TEST VEHICLE INFORMATION

Test Vehicle: 2019 Kia Niro Hybrid LX 5-Door MPV NHTSA No.: M20194209

Test Program: FMVSS No. 305 Indicant Test Test Date: 05/20/19

TEST VEHICLE INFORMATION

NHTSA Number	M20194209
Model Year	2019
Make	Kia
Model	Niro Hybrid LX
Body Style	5-Door MPV
Body Color	Silver
Odometer Reading (km / mi)	148 / 92

DATA FROM VEHICLE'S CERTIFICATION LABEL

Manufactured By	Kia Motors Corporation
Date of Manufacture	Oct-19
VIN	KNDCB3LC5K5243579
GVWR (kg)	1900

ELECTRIC VEHICLE PROPULSION SYSTEM

Type of Electrical Vehicle	Gas-Electric Hybrid
Propulsion Battery Type	Lithium-Ion Polymer Battery
Nominal Voltage (V)	240
Automatic Propulsion Battery Disconnect	Yes
Physical Location of Automatic Propulsion Battery Disconnect	Under Rear Seat Cushion
Auxiliary Battery Type	12 Volt Maintenance Free Battery

PROPULSION BATTERY SYSTEM DATA

Electrolyte Fluid Type	LiPF6 Salt, Carbonate Solvent
Electrolyte Fluid Specific Gravity (g/cc)	1.23
Electrolyte Fluid Dynamic Viscosity (mPa s)	3.0
Electrolyte Fluid Color	Transparent and Pale Yellow
Propulsion Battery Coolant Type	Air
Propulsion Battery Coolant Color	
Propulsion Battery Coolant Specific Gravity	

LOCATION OF BATTERY MODULES

Location	Inside Passenger Compartment, Under Rear Seat Cushion
----------	--

DATA SHEET NO. 1 ... (CONTINUED)

TEST VEHICLE INFORMATION

Test Vehicle: 2019 Kia Niro Hybrid LX 5-Door MPV NHTSA No.: M20194209

Test Program: FMVSS No. 305 Indicant Test Test Date: 05/20/19

For all battery types:

Description	Volts
Minimum Operating Voltage	
Maximum Operating Voltage	
95% of Maximum Operating Voltage	
Test Voltage (no less than 95% of Maximum)	

For batteries that are rechargeable ONLY by an energy source on the vehicle:

Description	Volts
Minimum Operating Voltage	160.00
Maximum Operating Voltage	275.20
Test Voltage (Maximum practicable state of charge within normal operating range)	238.70

DATA SHEET NO. 2

PRE-IMPACT DATA

Test Vehicle: 2019 Kia Niro Hybrid LX 5-Door MPV NHTSA No.: M20194209

Test Program: FMVSS No. 305 Indicant Test Test Date: 05/20/19

VEHICLE CHASSIS GROUND POINT(S) LOCATION(S)

DETAILS OF VEHICLE CHASSIS GROUND POINT(S) AND LOCATION(S):

The chassis ground used for the electrical isolation measurements was a pre-existing chassis ground point located under the rear seat.

PROPULSION BATTERY SYSTEM

DETAILS OF PROPULSION BATTERY COMPONENTS:

The propulsion system consisted of a Lithium-Ion Polymer Battery with a nominal voltage of 240V and an automatic disconnect system.

DATA SHEET NO. 3

PRE-IMPACT ELECTRICAL ISOLATION MEASUREMENTS AND CALCULATIONS

Test Vehicle: 2019 Kia Niro Hybrid LX 5-Door MPV NHTSA No.: M20194209

Test Program: FMVSS No. 305 Indicant Test Test Date: 05/20/19

VOLTMETER INFORMATION

Make	Fluke
Model	115
Serial No.	42120259WS
Internal Impedence Value	10 MΩ
Resolution	0.001

ELECTRICAL ISOLATION DATA

Code	Units	Threshold	Pre-Test Traction Side	Pre-Test Battery Side
V _b	V		0.00	238.70
V ₁	V		0.05	193.60
V ₂	V		0.04	193.60
R _o	Ω		219,400	219,400
V ₁ '	V		0.02	23.45
V ₂ '	V		0.01	23.46
R _{i1}	Ω		576,113	3,183,873
R _{i2}	Ω		1,852,946	3,182,329
R _i	Ω		576,113	3,182,329
R _i /V _b	Ω/V	500	*Zero Volts	13,332

* "Zero Volts" is considered as being compliant.

Is the Measured Electrical Isolation Value ≥ 500 Ω/V?	Yes
---	-----

**DATA SHEET NO. 4
POST-IMPACT DATA**

Test Vehicle: 2019 Kia Niro Hybrid LX 5-Door MPV NHTSA No.: M20194209
 Test Program: FMVSS No. 305 Indicant Test Test Date: 05/20/19

VOLTMETER INFORMATION

Make	Fluke
Model	115
Serial No.	42120259WS
Internal Impedence Value	10 MΩ
Resolution	0.001

ELECTRICAL ISOLATION DATA

Code	Units	Threshold	Post-Test Traction Side	Post-Test Battery Side
V _b	V		1.44	238.70
V ₁	V		0.61	30.26
V ₂	V		0.53	30.44
R _o	Ω		219,400	219,400
V ₁ '	V		0.12	0.87
V ₂ '	V		0.10	0.87
R _{i1}	Ω		1,702,103	14,814,855
R _{i2}	Ω		1,967,041	14,800,003
R _i	Ω		1,702,103	14,800,003
R _i /V _b	Ω/V	500	1,180,376	62,003

Is the Measured Electrical Isolation Value ≥ 500 Ω/V?	Yes
---	-----

PROPULSION BATTERY SYSTEM COMPONENTS

Has the propulsion battery module moved within the passenger compartment: No

Describe any movement: There was no movement of the propulsion battery.

Has an outside propulsion battery component intruded into the passenger compartment: No

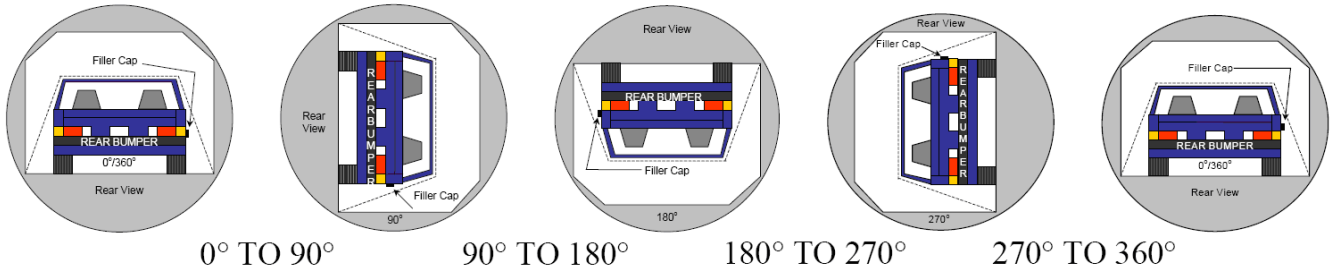
Describe any intrusion: There was no intrusion of the propulsion battery into the occupant compartment.

Is there propulsion battery electrolyte spillage visible in the passenger compartment: No

DATA SHEET NO. 5
STATIC ROLLOVER TEST DATA

Test Vehicle: 2019 Kia Niro Hybrid LX 5-Door MPV NHTSA No.: M20194209

Test Program: FMVSS No. 305 Indicant Test Test Date: 05/20/19



PROPULSION BATTERY ELECTROLYTE COLLECTION TIME PERIOD

Test Phase	Rotation Time	Hold Time	Total Time
0° To 90°	82	300	382
90° To 180°	83	300	383
180° To 270°	79	300	379
270° To 360°	81	300	381

TEST VEHICLE PROPULSION BATTERY ELECTROLYTE SPILLAGE

Test Phase	Propulsion Battery Electrolyte Spillage (L)	Spillage Location
0° To 90°	0.0	N/A
90° To 180°	0.0	N/A
180° To 270°	0.0	N/A
270° To 360°	0.0	N/A

Is the Total Propulsion Battery Electrolyte Spillage Greater Than 5.0 Liters?	No spillage occurred
Is the Propulsion Battery Electrolyte Spillage Visible in the Passenger Compartment?	N/A

DATA SHEET NO. 5 ... (CONTINUED)

STATIC ROLLOVER TEST DATA

Test Vehicle: 2019 Kia Niro Hybrid LX 5-Door MPV NHTSA No.: M20194209
 Test Program: FMVSS No. 305 Indicant Test Test Date: 05/20/19

VOLTMETER INFORMATION

Make	Fluke
Model	115
Serial No.	42120259WS
Internal Impedence Value	10 MΩ
Resolution	0.001

ELECTRICAL ISOLATION MEASUREMENTS AND CALCULATIONS – TRACTION SIDE

Code	Units	Threshold	0°	90°	180°	270°	360°
V _b	V		0.00	0.00	0.00	0.00	0.00
V ₁	V		0.00	0.00	0.00	0.00	0.00
V ₂	V		0.00	0.00	0.00	0.00	0.00
R _o	Ω		219,400	219,400	219,400	219,400	219,400
V ₁ '	V		0.00	0.00	0.00	0.00	0.00
V ₂ '	V		0.00	0.00	0.00	0.00	0.00
R _{i1}	Ω		548,500	*Zero Volts	-329,100	*Zero Volts	438,800
R _{i2}	Ω		731,333	*Zero Volts	0.00	438,800	*Zero Volts
R _i	Ω		548,500	*Zero Volts	-329,100	*Zero Volts	*Zero Volts
R _i /V _b	Ω/V	500	*Zero Volts	*Zero Volts	*Zero Volts	*Zero Volts	*Zero Volts

* "Zero Volts" is considered as being compliant.

Is the Measured Electrical Isolation Value ≥ 500 Ω/V?	Yes
---	-----

DATA SHEET NO. 5 ... (CONTINUED)

STATIC ROLLOVER TEST DATA

Test Vehicle: 2019 Kia Niro Hybrid LX 5-Door MPV NHTSA No.: M20194209

Test Program: FMVSS No. 305 Indicant Test Test Date: 05/20/19

ELECTRICAL ISOLATION MEASUREMENTS AND CALCULATIONS – BATTERY SIDE

Code	Units	Threshold	0°	90°	180°	270°	360°
V _b	V		238.70	238.70	238.70	238.70	238.70
V ₁	V		30.33	30.35	30.25	30.26	30.24
V ₂	V		30.34	30.39	30.36	30.32	30.31
R _o	Ω		219,400	219,400	219,400	219,400	219,400
V ₁ '	V		0.87	0.87	0.87	0.87	0.87
V ₂ '	V		0.87	0.87	0.87	0.87	0.87
R _{i1}	Ω		14,843,559	14,843,429	14,810,212	14,838,066	14,795,405
R _{i2}	Ω		14,808,693	14,826,501	14,794,336	14,786,436	14,778,969
R _i	Ω		14,808,693	14,826,501	14,794,336	14,786,436	14,778,969
R _i /V _b	Ω/V	500	62,039	62,114	61,979	61,946	61,914

* "Zero Volts" is considered as being compliant.

Is the Measured Electrical Isolation Value ≥ 500 Ω/V?	Yes
---	-----

**APPENDIX A
PHOTOGRAPHS**

TABLE OF PHOTOGRAPHS

Figure		Page
1	Auxiliary Power Module Warning Label	A-1
2	Power Inverter Warning Label	A-1
2a	Power Inverter Warning Label	A-2
3	First Responder Warning Label	A-2
4	First Responder Warning Location	A-3
5	Other Vehicle Label(s) Related to Electrical Propulsion System	A-3
6	Manual High Voltage Service Disconnect in Place	A-4
7	Manual High Voltage Service Disconnect Removed	A-4
8	Manual High Voltage Service Disconnect Removed	A-5
9	Pre-Impact View of Propulsion Battery	A-5
10	Post-Impact Front View of Propulsion Battery	A-6
11	Post-Impact Rear View of Propulsion Battery	A-6
12	Pre-Impact View of Battery Box(s) or Containers(s) Which Holds Individual Battery	A-7
13	Post-Impact View of Battery Box(s) or Containers(s) Which Holds Individual Battery	A-7
14	Pre-Impact View of Propulsion Battery Module(s)	A-8
15	Post-Impact View of Propulsion Battery Module(s)	A-8
16	Pre-Impact View of Electric Propulsion Drive	A-9
17	Post-Impact View of Electric Propulsion Drive	A-9
18	Pre-Impact View of High Voltage Interconnect(s)	A-10
19	Pre-Impact View Propulsion Battery Venting System(s)	A-10
20	Pre-Impact View of Other Visible Electric Propulsion Components	A-11
21	Pre-Impact View of Ground Lead Attached	A-11
22	Pre-Impact View of High Voltage Leads Attached	A-12
23	Pre-Impact Close-Up View of High Voltage Leads Attached	A-12
24	Pre-Impact View of Installed Test Interface Port	A-13
25	Post-Impact View of Installed Test Interface Port	A-13
26	Pre-Impact View of Other Test Devices	A-14
27	Post-Impact View of Other Test Devices	A-14
28	FMVSS No. 305 Static Rollover at 0°	A-15
39	FMVSS No. 305 Static Rollover at 90°	A-15
30	FMVSS No. 305 Static Rollover at 180°	A-16
31	FMVSS No. 305 Static Rollover at 270°	A-16
32	FMVSS No. 305 Static Rollover at 360°	A-17
33	Pre-Impact View of the Vehicle Passenger Compartment Adjacent to Propulsion Battery	A-17

TABLE OF PHOTOGRAPHS ... (CONTINUED)

<u>Figure</u>		<u>Page</u>
34	Post-Impact View of the Vehicle Passenger Compartment Adjacent to Propulsion Battery	A-18
35	Post-Impact Propulsion Battery System Mounting and-or Intrusion Failure(s)	A-18
36	Post-Impact View of Battery Component Intrusion	A-19
37	Post-Impact View of Battery Module Movement or Retention Loss	A-19
38	Post-Impact View of Propulsion Battery Electrolyte Spillage Location	A-20
39	Post-Impact View of Propulsion Battery Electrolyte Spillage Location	A-20

Photograph Not Applicable

No Auxiliary Power Module Warning Label

FIGURE 1. Auxiliary Power Module Warning Label



FIGURE 2. Power Inverter Warning Label



FIGURE 2a. Power Inverter Warning Label

Photograph Not Applicable

No First Responder
Warning Label

FIGURE 3. First Responder Warning Label

Photograph Not Applicable

**No First Responder
Warning Label**

FIGURE 4. First Responder Warning Location

Photograph Not Applicable

**No Other Electrical
Propulsion System Labels**

FIGURE 5. Other Vehicle Label(s) Related to Electrical Propulsion System



FIGURE 6. Manual High Voltage Service Disconnect in Place



FIGURE 7. Manual High Voltage Service Disconnect Removed



FIGURE 8. Manual High Voltage Service Disconnect Removed



FIGURE 9. Pre-Impact View of Propulsion Battery

Photograph Not Available

FIGURE 10. Post-Impact Front View of Propulsion Battery



FIGURE 11. Post-Impact Rear View of Propulsion Battery

Photograph Not Applicable

**Battery Not Removed
From Vehicle**

FIGURE 12. Pre-Impact View of Battery Box(s) or Containers(s) Which Holds Individual Battery

Photograph Not Applicable

**Battery Not Removed
From Vehicle**

FIGURE 13. Post-Impact View of Battery Box(s) or Containers(s) Which Holds Individual Battery

Photograph Not Applicable

**Battery Not Removed
From Vehicle**

FIGURE 14. Pre-Impact View of Propulsion Battery Module(s)

Photograph Not Applicable

**Battery Not Removed
From Vehicle**

FIGURE 15. Post-Impact View of Propulsion Battery Module(s)



FIGURE 16. Pre-Impact View of Electric Propulsion Drive



FIGURE 17. Post-Impact View of Electric Propulsion Drive



FIGURE 18. Pre-Impact View of High Voltage Interconnect(s)



FIGURE 19. Pre-Impact View Propulsion Battery Venting System(s)

Photograph Not Applicable

No Other Visible Electric Propulsion Components

FIGURE 20. Pre-Impact View of Other Visible Electric Propulsion Components




FIGURE 21. Pre-Impact View of Ground Lead Attached



FIGURE 22. Pre-Impact View of High Voltage Leads Attached



FIGURE 23. Pre-Impact Close-Up View of High Voltage Leads Attached



FIGURE 24. Pre-Impact View of Installed Test Interface Port



FIGURE 25. Post-Impact View of Installed Test Interface Port



FIGURE 26. Pre-Impact View of Other Test Devices

Photograph Not Available

FIGURE 27. Post-Impact View of Other Test Devices



FIGURE 28. FMVSS No. 305 Static Rollover at 0°



FIGURE 29. FMVSS No. 305 Static Rollover at 90°



FIGURE 30. FMVSS No. 305 Static Rollover at 180°




FIGURE 31. FMVSS No. 305 Static Rollover at 270°



FIGURE 32. FMVSS No. 305 Static Rollover at 360°



FIGURE 33. Pre-Impact View of the Vehicle Passenger Compartment Adjacent to Propulsion Battery



FIGURE 34. Post-Impact View of the Vehicle Passenger Compartment Adjacent to Propulsion Battery

Photograph Not Applicable

**No Propulsion Battery
Mounting and/or
Intrusion Failure**

FIGURE 35. Post-Impact Propulsion Battery System Mounting and-or Intrusion Failure(s)

Photograph Not Applicable

**No Battery Component
Intrusion**

FIGURE 36. Post-Impact View of Battery Component Intrusion

Photograph Not Applicable

**No Propulsion
Battery Movement or
Retention loss**

FIGURE 37. Post-Impact View of Battery Module Movement or Retention Loss

Photograph Not Applicable

**No Propulsion Battery
Electrolyte Spillage**

FIGURE 38. Post-Impact View of Propulsion Battery Electrolyte Spillage Location

Photograph Not Applicable

**No Propulsion Battery
Electrolyte Spillage**

FIGURE 39. Post-Impact View of Propulsion Battery Electrolyte Spillage Location