

FINAL REPORT NUMBER: SINCAP-TRC-18-003

**NEW CAR ASSESSMENT PROGRAM (NCAP)
MOVING DEFORMABLE BARRIER SIDE IMPACT TEST**

**FORD MOTOR CO.
2018 Ford F-150 SuperCrew
NHTSA NUMBER: M20180208**

**PREPARED BY:
Transportation Research Center Inc.
10820 State Route 347
P. O. Box B-67
East Liberty, OH 43319**



Report Date: February 8, 2018

FINAL REPORT

**PREPARED FOR:
U.S. DEPARTMENT OF TRANSPORTATION
National Highway Traffic Safety Administration
Office of Crashworthiness Standards
Mail Code: NRM-110
1200 New Jersey Ave, SE, Room W43-410
Washington, D.C. 20590**

This publication is distributed by the U.S. Department of Transportation, National Highway Traffic Safety Administration, in the interest of information exchange. The opinions, findings, and conclusions expressed in this publication are those of the author(s) and not necessarily those of the Department of Transportation or the National Highway Traffic Safety Administration. The United States Government assumes no liability for its contents or use thereof.

If trade or manufacturers' names or products are mentioned, it is only because they are considered essential to the object of the publication and should not be construed as an endorsement.

Report Prepared By: ILO Project Operations Group

Report Approved By: 

John Shultz

Approval Date: February 8, 2018

FINAL REPORT ACCEPTANCE BY OCWS:

Division Chief, New Car Assessment Program
NHTSA, Office of Crashworthiness Standards

Date: _____

COTR, New Car Assessment Program
NHTSA, Office of Crashworthiness Standards

Date: _____

Technical Report Documentation Page

1. Report No. SINCAP-TRC-18-003		2. Government Accession No.		3. Recipient's Catalog No.																																																									
4. Title and Subtitle Final Report of New Car Assessment Program Side Impact MDB Testing of a 2018 Ford F-150 SuperCrew, NHTSA No.: M20180208		5. Report Date February 8, 2018		6. Performing Organization Code TRC Inc.																																																									
		7. Author(s) John Shultz, Project Manager		8. Performing Organization Report Number 171130																																																									
9. Performing Organization Name and Address Transportation Research Center Inc. 10820 State Route 347 East Liberty, OH 43319		10. Work Unit No.		11. Contract or Grant No. DTNH22-14-D-00354																																																									
		12. Sponsoring Agency Name and Address U.S. Department of Transportation National Highway Traffic Safety Administration Office of Crashworthiness Standards (NRM-110) 1200 New Jersey Ave, SE, Room W43-410 Washington, DC 20590		13. Type of Report and Period Covered Final Test Report November 30, 2017 – February 8, 2018																																																									
		14. Sponsoring Agency Code NRM-110		15. Supplemental Notes																																																									
16. Abstract <p>This 55 / 28 km/h 90° Moving Deformable Barrier SINCAP Side Impact Test was conducted on the subject 2018 Ford F-150 SuperCrew, in accordance with the specifications of the Office of Crashworthiness Standards Test Procedure for the generation of consumer information on vehicle side crash protection. This test was conducted by Transportation Research Center Inc. in East Liberty, Ohio, on November 30, 2017.</p> <p>The impact velocity of the Moving Deformable Barrier (MDB) was 62.86 km/h, and the ambient temperature at the struck (left) side of the target vehicle at the time of impact was 22.8° C. The target vehicle post-test maximum crush was 245 mm at Level 1. The test vehicle's performance was as follows:</p> <table border="1" style="margin-left: auto; margin-right: auto;"> <thead> <tr> <th colspan="4" style="text-align: center;">Driver ATD (ES-2re)</th> </tr> <tr> <th style="text-align: left;">Measurement Description</th> <th style="text-align: center;">Units</th> <th style="text-align: center;">IARV</th> <th style="text-align: center;">Result</th> </tr> </thead> <tbody> <tr> <td>Head Injury Criteria (HIC₃₆)</td> <td style="text-align: center;">N/A</td> <td style="text-align: center;">1000</td> <td style="text-align: center;">25</td> </tr> <tr> <td>Maximum Thoracic Rib Deflection</td> <td style="text-align: center;">mm</td> <td style="text-align: center;">44</td> <td style="text-align: center;">14.1</td> </tr> <tr> <td>Total Abdominal Force</td> <td style="text-align: center;">N</td> <td style="text-align: center;">2500</td> <td style="text-align: center;">330.5</td> </tr> <tr> <td>Pubic Symphysis Force</td> <td style="text-align: center;">N</td> <td style="text-align: center;">6000</td> <td style="text-align: center;">-555.7</td> </tr> <tr> <td>Lower Spine Acceleration</td> <td style="text-align: center;">G</td> <td style="text-align: center;">82*</td> <td style="text-align: center;">25.3</td> </tr> </tbody> </table> <table border="1" style="margin-left: auto; margin-right: auto;"> <thead> <tr> <th colspan="4" style="text-align: center;">Passenger ATD (SID-IIs)</th> </tr> <tr> <th style="text-align: left;">Measurement Description</th> <th style="text-align: center;">Units</th> <th style="text-align: center;">IARV</th> <th style="text-align: center;">Result</th> </tr> </thead> <tbody> <tr> <td>Head Injury Criteria (HIC₃₆)</td> <td style="text-align: center;">N/A</td> <td style="text-align: center;">1000</td> <td style="text-align: center;">32</td> </tr> <tr> <td>Lower Spine Resultant Acceleration</td> <td style="text-align: center;">g's</td> <td style="text-align: center;">82</td> <td style="text-align: center;">14.0</td> </tr> <tr> <td>Total Pelvic Force (sum of acetabular and iliac forces)</td> <td style="text-align: center;">N</td> <td style="text-align: center;">5525</td> <td style="text-align: center;">270.2</td> </tr> <tr> <td>Maximum Thoracic Rib Deflection</td> <td style="text-align: center;">mm</td> <td style="text-align: center;">38*</td> <td style="text-align: center;">7.2</td> </tr> <tr> <td>Maximum Abdominal Rib Deflection</td> <td style="text-align: center;">mm</td> <td style="text-align: center;">45*</td> <td style="text-align: center;">2.3</td> </tr> </tbody> </table> <p>* Proposed IARV</p> <p>The doors on the struck side of the vehicle did not separate from the body at the hinges or latches and the opposite doors did not open during the side impact event.</p>						Driver ATD (ES-2re)				Measurement Description	Units	IARV	Result	Head Injury Criteria (HIC ₃₆)	N/A	1000	25	Maximum Thoracic Rib Deflection	mm	44	14.1	Total Abdominal Force	N	2500	330.5	Pubic Symphysis Force	N	6000	-555.7	Lower Spine Acceleration	G	82*	25.3	Passenger ATD (SID-IIs)				Measurement Description	Units	IARV	Result	Head Injury Criteria (HIC ₃₆)	N/A	1000	32	Lower Spine Resultant Acceleration	g's	82	14.0	Total Pelvic Force (sum of acetabular and iliac forces)	N	5525	270.2	Maximum Thoracic Rib Deflection	mm	38*	7.2	Maximum Abdominal Rib Deflection	mm	45*	2.3
Driver ATD (ES-2re)																																																													
Measurement Description	Units	IARV	Result																																																										
Head Injury Criteria (HIC ₃₆)	N/A	1000	25																																																										
Maximum Thoracic Rib Deflection	mm	44	14.1																																																										
Total Abdominal Force	N	2500	330.5																																																										
Pubic Symphysis Force	N	6000	-555.7																																																										
Lower Spine Acceleration	G	82*	25.3																																																										
Passenger ATD (SID-IIs)																																																													
Measurement Description	Units	IARV	Result																																																										
Head Injury Criteria (HIC ₃₆)	N/A	1000	32																																																										
Lower Spine Resultant Acceleration	g's	82	14.0																																																										
Total Pelvic Force (sum of acetabular and iliac forces)	N	5525	270.2																																																										
Maximum Thoracic Rib Deflection	mm	38*	7.2																																																										
Maximum Abdominal Rib Deflection	mm	45*	2.3																																																										
17. Key Words New Car Assessment Program (NCAP) Side Impact MDB ES-2re SID-IIs			18. Distribution Statement Copies of this report are available from: National Highway Traffic Safety Administration Technical Information Services Division, NPO-411 1200 New Jersey Ave, SE Washington, DC 20590 e-mail: tis@nhtsa.dot.gov FAX: 202-493-2833																																																										
19. Security Classification (of this report) Unclassified	20. Security Classification (of this page) Unclassified	21. Number of Pages 215	22. Price																																																										

TABLE OF CONTENTS

<u>Section</u>		<u>Page No.</u>
1	Test Purpose and Procedure	1
2	Summary of Test Results	2
3	Occupant and Vehicle Information	4
<u>Appendix</u>		
A	Photographs	A-1
B	Vehicle and Dummy Response Data Plots	B-1
C	Dummy Performance Calibration Test Data	C-1
D	Test Equipment and Instrumentation Calibration Data	D-1
<u>Data Sheet No.</u>		<u>Page No.</u>
1	General Test and Vehicle Parameter Data	5
2	Seat, Seat Belt, Steering Wheel Adjustment and Fuel Systems Data	8
3	Dummy Longitudinal Clearance Dimensions	11
4	Dummy Lateral Clearance Dimensions	12
5	Camera and Instrumentation Data	13
6	Test Vehicle Accelerometer Locations	14
7	MDB Accelerometer Locations	15
8	Post-Test Observations	16
9	MDB Summary of Results	18
10	Test Vehicle Profile Measurements	19
11	Test Vehicle Exterior Crush Measurements	20
12	MDB Exterior Static Crush Measurements	23
13	Vehicle and MDB Damage Distances	24
14	FMVSS No. 301 Static Rollover Results	25
15	Dummy/Vehicle Temperature and Humidity Stabilization	26

SECTION 1
TEST PURPOSE AND PROCEDURE

TEST PURPOSE AND PROCEDURE

This moving deformable barrier side impact test was conducted as part of the MY 2018 New Car Assessment Program Side Impact Test Program, sponsored by the National Highway Traffic Safety Administration (NHTSA), under Contract No. DTNH22-14-D-00354. The purpose of this test is to generate comparative side impact performance in a 2018 Ford F-150 SuperCrew. The side impact test was conducted in accordance with the Office of Crashworthiness Standard's Laboratory Test Procedure dated October 2015.

SECTION 2

SUMMARY OF TEST RESULTS

A 2018 Ford F-150 SuperCrew was impacted on the left (driver's) side by a Moving Deformable Barrier (MDB) which was moving forward in a 27° crabbed position to the tow road guidance system at a velocity of 62.86 km/h (39.06 mph). The target vehicle was stationary and was positioned at an angle of 63° to the line of forward motion. The side impact test was conducted by the Transportation Research Center Inc. in East Liberty, Ohio, on November 30, 2017. Pre-test and post-test photographs of the test vehicle and the MDB and the dummies (ES-2-re and SID-IIs) are included in this report.

Dummies were placed in the driver and left rear designated seating positions according to instructions specified in the OCWS Side Impact Laboratory Test Procedure, dated October 2015. The side impact event was documented by 11 cameras. Camera locations are included in this report.

The dummies were instrumented in the following manner:

DRIVER ATD (ES-2re)

Primary and redundant head CG tri-axial accelerometers

Chest upper rib, middle rib, and lower rib y-axis displacement potentiometers

Abdomen forward, middle, and rear y-axis load cells

Lower spine (T12) tri-axial accelerometers

Pubic symphysis y-axis load cell

PASSENGER ATD (SID-IIs)

Primary and redundant head CG triaxial accelerometers

Chest upper rib, middle rib, and lower rib y-axis displacement potentiometers

Abdomen upper rib and lower rib y-axis displacement potentiometers

Lower spine (T12) tri-axial accelerometers

Acetabulum and iliac wing y-axis load cells

APPENDIX B contains the vehicle and dummy response data. Dummy configuration and performance verification data can be found in APPENDIX C of this report. APPENDIX D of this report contains the test equipment and instrumentation calibration data.

Dummy injury readings were recorded as follows:

Measurement Description	Driver ATD (ES-2-re)		
	Units	Threshold	Result
Head Injury Criteria (HIC ₃₆)	N/A	1000	25
Maximum Thoracic Rib Deflection	mm	44	14.1
Combined Abdominal Force	N	2500	330.5
Pubic Symphysis Force	N	6000	-555.7
Lower Spine (T12) Resultant Acceleration	G	82*	25.3

* Proposed IARV

Measurement Description	Passenger ATD (SID-IIs)		
	Units	Threshold	Result
Head Injury Criteria (HIC ₃₆)	N/A	1000	32
Lower Spine (T12) Resultant Acceleration	G	82	14.0
Total Pelvic Force (sum of acetabular and iliac forces)	N	5525	270.2
Maximum Thoracic Rib Deflection	mm	38*	7.2
Maximum Abdominal Rib Deflection	mm	45*	2.3

* Proposed IARV

Supplemental Restraint Information is given below:

Restraint Type	Left Front (Driver) Occupant Location 1		Left Rear (Passenger) Occupant Location 4	
	Mounted	Deployed	Mounted	Deployed
Frontal Airbag	Yes	No		
Side Curtain Airbag	Yes	Yes	Yes	Yes
Side Torso/Pelvis Airbag	Yes	Yes	No	N/A
Side Pelvis Airbag	No	N/A	No	N/A
Knee Airbag	No	N/A	No	N/A
Seat Belt Pretensioner	Yes	Yes	No	N/A
Seat Belt Load Limiter	Yes	Unknown	Yes	No
Other Safety Restraint	No	N/A	No	N/A

GENERAL COMMENTS

All doors remained closed throughout the test. No fuel spillage occurred during the impact or the static rollover test which followed. Injury values for both ATDs were within the established performance thresholds. Although this test was conducted at a slightly higher velocity than the target velocity, the vehicle achieved a 5-star rating at both seating positions and an overall rating of 5-stars.

SECTION 3
OCCUPANT AND VEHICLE INFORMATION

**DATA SHEET NO. 1
GENERAL TEST AND VEHICLE PARAMETER DATA**

Test Vehicle: 2018 Ford F-150 SuperCrew
Test Program: SINCAP Side Impact

NHTSA No.: M20180208
Test Date: 11/30/2017

TEST VEHICLE INFORMATION AND OPTIONS

NHTSA No.	M20180208
Model Year	2018
Make	Ford
Model	F-150 SuperCrew
Body Style	Truck
VIN	1FTEW1CP3JFA28084
Body Color	Magnetic
Odometer Reading (km/mi)	28.6 mi
Engine Displacement (L)	2.7
Type/No. Cylinders	V/6
Engine Placement	Front Longitudinal
Transmission Type	Automatic
Transmission Speeds	10
Overdrive	Yes
Final Drive	RWD
Roof Rack	No
Sunroof/T-Top	No
Running Boards	No
Tilt Steering Wheel	Yes
Power Seats	No
Anti-Lock Brakes (ABS)	Yes

Traction Control System (TCS)	Yes
Auto-Leveling System	No
Automatic Door Locks (ADL)	Yes
Power Window Auto-Reverse	Yes
Other Optional Feature	No
Driver Front Airbag	Yes
Driver Curtain Airbag	Yes
Driver Head/Torso Airbag	No
Driver Torso Airbag	No
Driver Torso/Pelvis Airbag	Yes
Driver Pelvis Airbag	No
Driver Knee Airbag	No
Rear Pass. Curtain Airbag	Yes
Rear Pass. Head/Torso Airbag	No
Rear Pass. Torso Airbag	No
Rear Pass. Torso/Pelvis Airbag	No
Rear Passenger Pelvis Airbag	No
Driver Seat Belt Pretensioner	Yes
Rear Pass. Seat Belt Pretensioner	No
Driver Load Limiter	Yes
Rear Passenger Load Limiter	Yes
Other Safety Restraint	No

Does owner's manual provide instructions to turn off automatic door locks? Yes

DATA FROM CERTIFICATION LABEL

Manufactured By	FORD MOTOR CO.
Date of Manufacture	08/17
Vehicle Type	Truck

GVWR (kg)	2858
GAWR Front (kg)	1429
GAWR Rear (kg)	1520

VEHICLE SEATING AND CAPACITY WEIGHT INFORMATION

Measured Parameter	Front	Rear	Third	Total
Designated Seating Capacity (DSC)	2	3	N/A	5
Capacity Weight (VCW) (kg)				763
DSC x 68.04 (kg)				340.2
Cargo Weight (RCLW) (kg)				422.8

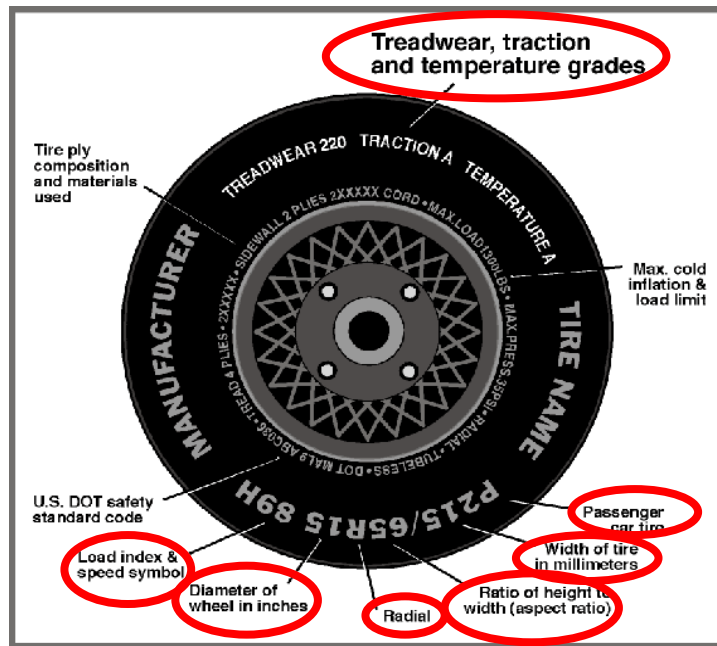
VEHICLE SEAT TYPE

Seating Location	Type of Seat Pan				Type of Seat Back		
	Bucket	Bench	Split Bench	Contoured	Fixed	Adjustable	
						w/ Lever	w/ Knob
Front Seat	Yes	N/A	N/A		N/A	Yes	N/A
Rear or Second Row Seat	N/A	N/A	Yes	Yes	Yes	N/A	N/A
Third Row Seat	N/A	N/A	N/A	N/A	N/A	N/A	N/A

DATA SHEET NO. 1 (CONTINUED)
GENERAL TEST AND VEHICLE PARAMETER DATA

Test Vehicle: 2018 Ford F-150 SuperCrew
 Test Program: SINCAP Side Impact

NHTSA No.: M20180208
 Test Date: 11/30/2017



DATA FROM TIRE PLACARD

Measured Parameter	Front	Rear
Maximum Tire Pressure (kPa)	300	300
Cold Pressure (kPa)	230	230
Recommended Tire Size	275/55R20	275/55R20
Tire Size on Vehicle	275/55R20	275/55R20
Tire Manufacturer	Michelin	Michelin
Tire Model	LTX M/S ²	LTX M/S ²
Treadwear	720	720
Traction	A	A
Temperature Grades	A	A
Tire Plies Sidewall	2	2
Tire Plies Body	5	5
Load Index/Speed Symbol	113H	113H
Tire Material	Polyester, Steel, Polyamide	Polyester, Steel, Polyamide
DOT Safety Code Left	B39Y 002X 2517	B39Y 002X 2917
DOT Safety Code Right	B39Y 002X 2917	B39Y 002X 2917

DATA SHEET NO. 1 (CONTINUED)
GENERAL TEST AND VEHICLE PARAMETER DATA

Test Vehicle: 2018 Ford F-150 SuperCrew
 Test Program: SINCAP Side Impact

NHTSA No.: M20180208
 Test Date: 11/30/2017

TIRE PRESSURES

	Units	LF	RF	LR	RR
As Delivered	kPa	230	230	230	230
Tire Placard	kPa	230	230	230	230
Owner's Manual	kPa	N/A	N/A	N/A	N/A
As Tested	kPa	230	230	230	230

MDB TIRE SPECIFICATIONS

	Units	Requirement	LF	RF	LR	RR
Tire Size		P205/75R15	P205/75R15	P205/75R15	P205/75R15	P205/75R15
Tire Pressure	kPa	200 ± 21 kPa	207	207	207	207

TEST VEHICLE AXLE WEIGHTS

	Units	As Delivered (UVW)			As Tested (ATW)			Fully Loaded		
		Front Axle	Rear Axle	Total	Front Axle	Rear Axle	Total	Front Axle	Rear Axle	Total
Left	kg	624.6	451.2		667.2	546.2		670.2	562.6	
Right	kg	614.4	443.2		629.6	545.8		633.2	528.4	
Ratio	%	58.1	41.9		54.3	45.7		54.4	45.6	
Totals	kg	1239.0	894.4	2133.4	1296.8	1092.0	2388.8	1303.4	1091.0	2394.4

TARGET TEST WEIGHT CALCULATION

Measured Parameter	Units	Value	
Total As Delivered Weight (UVW)	kg	2133.4	(A)
Actual Weight of 1 P572V ATD (SID-ILs) Dummy Used	kg	125.0	(B)
Rated Cargo/Luggage Weight (RCLW) ¹	kg	136.0	(C)
Calculated Vehicle Target Weight (TVTW)	kg	2394.4	(A+B+C)

Does the measured As Tested Vehicle Weight lie within the required weight range (i.e. Calculated Test Vehicle Target Weight – 4.5 kg to 9 kg)? YES NO

TEST VEHICLE ATTITUDES AND CG

Measurement Description	Units	Fully Loaded	As Tested	Meets Requirement
LF	mm	926	918	Yes
RF	mm	926	925	Yes
RR	mm	968	969	Yes
LR	mm	959	951	Yes
Vehicle CG (Aft of Front Axle)	mm	1545	1682	
Vehicle CG (Left(+)/Right(-) from Longitudinal Centerline)	mm	+25	+14	

***The "As Tested" vehicle attitude measurements must be equal to or within ± 10 mm of the "Fully Loaded" vehicle attitude measurements at each wheel well. Indicate "Yes" or "No" for "Meets Requirement".

Test height adjustable suspension setting, if applicable:

N/A

WEIGHT OF BALLAST AND VEHICLE COMPONENTS REMOVED TO MEET TVTW

Component Description	Weight (kg)
Ballast: Steel plate mounted in cargo area	73.4
Removed: None	0.0

¹ Rated cargo and luggage weight limited to 136.0 kg or 300.0 lbs.

DATA SHEET NO. 2
SEAT, SEAT BELT, STEERING WHEEL ADJUSTMENT AND FUEL SYSTEM DATA

Test Vehicle: 2018 Ford F-150 SuperCrew
 Test Program: SINCAP Side Impact

NHTSA No.: M20180208
 Test Date: 11/30/2017

SEAT POSITIONING

The driver seat, front center seat (if applicable), and right front passenger's seat should be set to the mid-track, lowest, mid-angle position. The struck-side rear passenger's seat, rear center seat, and non-struck side rear passenger's seats should be set to the rear-most, lowest, mid-angle position.

SCRL ANGLE RANGE

Seat	SCRL(°)		
	Max.	Min.	Mid
Driver Seat	N/A	N/A	15.5
Front Passenger Seat	N/A	N/A	14.7
Front Center Seat*	N/A	N/A	N/A
Struck Side Rear Seat	N/A	N/A	14.9
Non-Struck Side Rear Seat	N/A	N/A	15.7
Rear Center Seat*	N/A	N/A	15.3

* If applicable.

SEAT HEIGHT AND ANGLE

Seat	As Tested SCRL Angle (Mid) (°)	As Tested SCRP Height (mm)	SCRP Height Position	SCRP Height (mm)		
				Rearmost	Mid-Fore/Aft	Forward-Most
Driver Seat	15.5	321	Max	N/A	N/A	N/A
			Mid	319	321	323
			Min	N/A	N/A	N/A
Front Passenger Seat	14.7	328	Max	N/A	N/A	N/A
			Mid	327	328	330
			Min	N/A	N/A	N/A
Front Center Seat*	N/A	N/A	Max	N/A	N/A	N/A
			Mid	N/A	N/A	N/A
			Min	N/A	N/A	N/A
Struck Side Rear Seat	14.9	328	Max	N/A	N/A	N/A
			Mid	N/A	328	N/A
			Min	N/A	N/A	N/A
Non-Struck Side Rear Seat	15.7	328	Max	N/A	N/A	N/A
			Mid	N/A	328	N/A
			Min	N/A	N/A	N/A
Rear Center Seat*	15.3	328	Max	N/A	N/A	N/A
			Mid	N/A	328	N/A
			Min	N/A	N/A	N/A

* If applicable.

DATA SHEET NO. 2 (CONTINUED)

SEAT, SEAT BELT, STEERING WHEEL ADJUSTMENT AND FUEL SYSTEM DATA

Test Vehicle: 2018 Ford F-150 SuperCrew
 Test Program: SINCAP Side Impact

NHTSA No.: M20180208
 Test Date: 11/30/2017

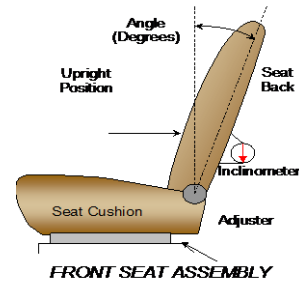
SEAT FORE/AFT POSITION

Seat	Total Fore/Aft Travel		Test Position from Forwardmost Position	
	mm	Detents	mm	Detent
Driver Seat	257	38	128	19
Front Passenger Seat	257	38	128	19
Front Center Seat*	N/A	N/A	N/A	N/A
Struck Side Rear Seat	0	Fixed	0	Fixed
Non-Struck Side Rear Seat	0	Fixed	0	Fixed
Rear Center Seat*	0	Fixed	0	Fixed

* If applicable

SEAT BACK ANGLE ADJUSTMENT

The driver's seat back is positioned to the manufacturer's designated seat back angle. The front center and front passenger's seat backs are positioned in a similar manner as the driver's seat back. The struck side rear seat back is positioned such that the dummy's head is level. The rear center and non-struck side rear outboard seat backs are positioned in a similar manner as the struck-side rear seat back.



Seat	Total Seat Back Angle Range		Test Position from Most Upright	
	Degrees	Detents	Degrees	Detent
Driver Seat w/ Seated Dummy	51.3	25	2.8	8
Front Passenger Seat	51.2	25	3.0	8
Front Center Seat*	N/A	N/A	N/A	N/A
Struck Side Rear Seat w/ Seated Dummy	0	Fixed	23.0 rwd	Fixed
Non-Struck Side Rear Seat	0	Fixed	23.5 rwd	Fixed
Rear Center Seat*	0	Fixed	23.3 rwd	Fixed

* If applicable

SEAT BELT ANCHORAGE ADJUSTMENT

Seat belt anchorages are adjusted in accordance with the information provided by the manufacturer on Form No. 1.

	Total # of Positions	Placed in Position #
Driver Seat	4, Numbered from 0 to 3	1
Rear Seat	1, Fixed	1, Fixed

HEAD RESTRAINT ADJUSTMENT

The driver's head restraint is adjusted to the highest and most full forward in-use position. The struck-side rear passenger's head restraint is adjusted to the lowest and most full forward in-use position.

	Total # of Positions	Placed in Position #
Driver Seat	3 up, 7 Forward	3 uppermost, 7 forwardmost
Rear Seat	1, Fixed	1, Fixed

DATA SHEET NO. 2 (CONTINUED)

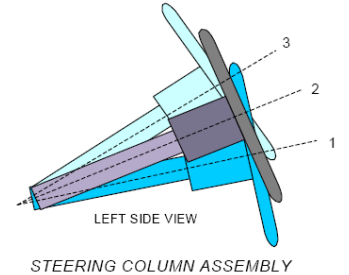
SEAT, SEAT BELT, STEERING WHEEL ADJUSTMENT AND FUEL SYSTEMS DATA

Test Vehicle: 2018 Ford F-150 SuperCrew
 Test Program: SINCAP Side Impact

NHTSA No.: M20180208
 Test Date: 11/30/2017

STEERING COLUMN ADJUSTMENT

Steering wheel and column adjustments are made so that the steering wheel hub is at the center of its geometric locus it describes when it moves through its full range of motion.

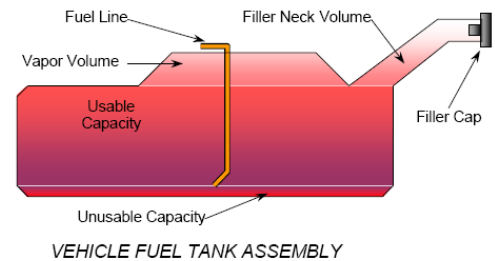


	Degrees	Fore/Aft Position (mm)
Lowermost, Position No. 1	21.8	300
Geometric Center, Position No. 2	23.7	320
Uppermost, Position No. 3	25.5	340
Telescoping Steering Wheel Travel		40
Test Position	23.7	320

FUEL PUMP

Describe the fuel pump type, details about how it operates, and the location of the fuel filler neck.

The electric fuel pump operates for 3 seconds to pressurize the fuel system following the actuation of the ignition. If no attempt has been made to start the engine within 3 seconds following ignition actuation the fuel pump will shut off. The fuel pump operates continuously while the engine is running. If the engine stalls, the fuel pump deactivates. In addition, a fuel pump shut-off switch is provided, designed to stop fuel flow to the engine if the vehicle sustains an impact above a certain magnitude.



FUEL TANK CAPACITY

	Liters
Usable Capacity of "Standard Tank" (see Form No. 1)	98.4
Usable Capacity of "Optional Tank" (see Form No. 1)	136.3
Usable Capacity of Standard Tank (see Owner's Manual)	98.4
Usable Capacity of Optional Tank (see Owner's Manual)	136.3
93% of Usable Capacity	91.6
Actual Amount of Solvent Used in Test	91.6
1/3 of Usable Capacity	30.5

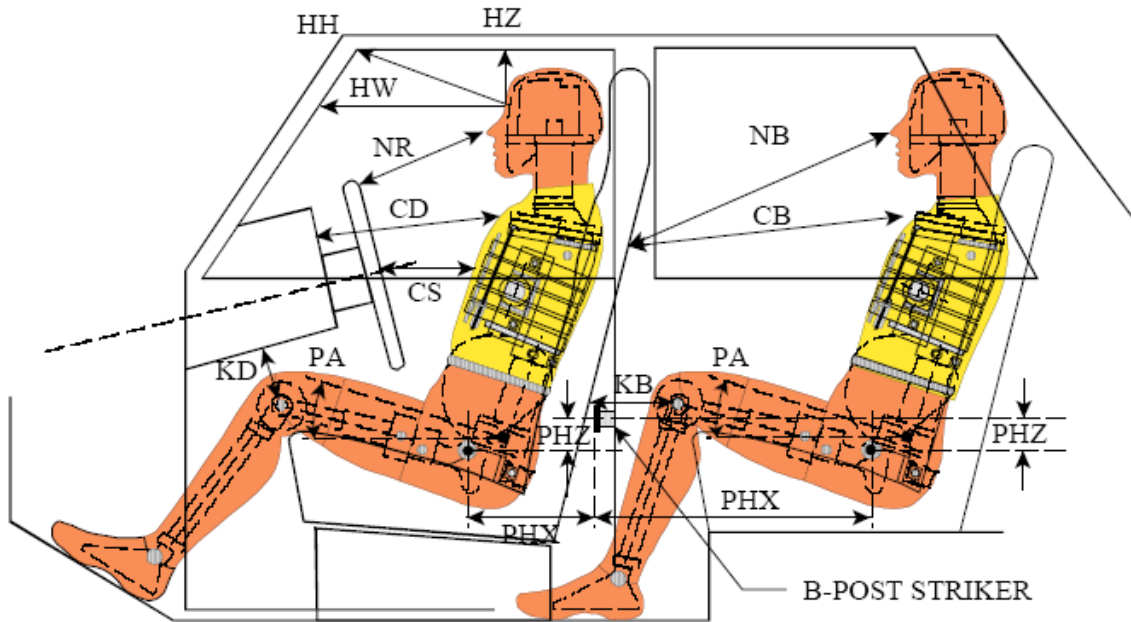
Is the Actual Amount of Solvent Used in the test equal to 93% ± 1% of the Usable Capacity stated in on Form No. 1? YES NO

DATA SHEET NO. 3

DUMMY LONGITUDINAL CLEARANCE DIMENSIONS

Test Vehicle: 2018 Ford F-150 SuperCrew
 Test Program: SINCAP Side Impact

NHTSA No.: M20180208
 Test Date: 11/30/2017



LEFT SIDE VIEW

NOTE: 2-DOOR VEHICLE SHOWN.
 REAR DUMMY PHX & PHZ
 MEASUREMENTS FOR A 4-DOOR
 VEHICLE WOULD USE THE C-POST
 STRIKER AS A REFERENCE POINT

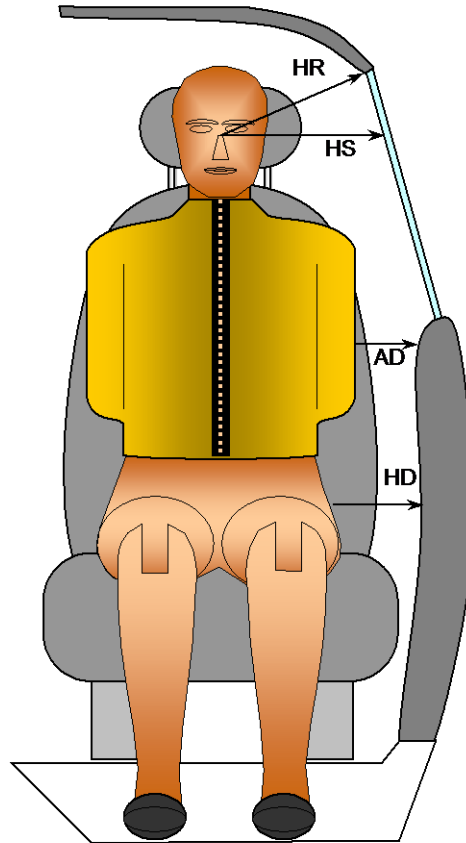
DUMMY LONGITUDINAL CLEARANCE DIMENSION INFORMATION

Driver Code	Pass. Code	Measurement Description	Driver		Passenger	
			Length (mm)	Angle	Length (mm)	Angle
HH		Header to Header	485			
HW		Header to Windshield	722			
HZ	HZ	Head to Roof Liner	231		326	
NR	NB	Nose to Rim/Seat Back	441		765	
CD	CB	Chest to Dash/Seat Back	618		732	
CS		Chest to Steering Wheel	374			
KD(L)/KDA(L) [°]	KB(L)/KBA(L) [°]	Left Knee to Dash/Seat Back	144	23.0	430	0
KD(R)/KDA(R) [°]	KB(R)/KBA(R) [°]	Right Knee to Dash/Seat Back	142	23.8	430	0
PAX [°]	PAX [°]	Pelvic Tilt Angle X		0.1		0.2
	PAY [°]	Pelvic Tilt Angle Y				18.8
PHX	PHX	Hip Point to Striker (X-Axis)	311		211	
PHZ	PHZ	Hip Point to Striker (Z-Axis)	56		32	

**DATA SHEET NO. 4
DUMMY LATERAL CLEARANCE DIMENSIONS**

Test Vehicle: 2018 Ford F-150 SuperCrew
 Test Program: SINCAP Side Impact

NHTSA No.: M20180208
 Test Date: 11/30/2017



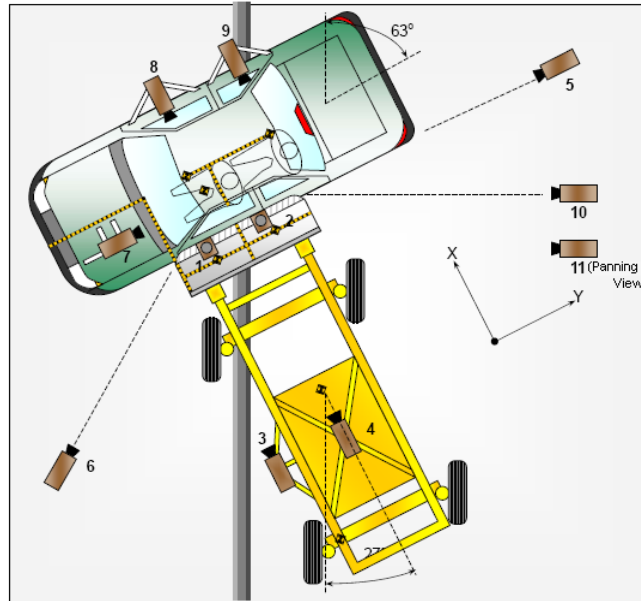
FRONT VIEW OF DUMMY

Code	Description	Units	Driver	Passenger
HR	Head to Side Header	mm	229	281
HS	Head to Side Window	mm	371	380
AD	Arm to Door	mm	128	162
HD	H-Point to Door	mm	169	201

**DATA SHEET NO. 5
CAMERA AND INSTRUMENTATION DATA**

Test Vehicle: 2018 Ford F-150 SuperCrew
Test Program: SINCAP Side Impact

NHTSA No.: M20180208
Test Date: 11/30/2017



CAMERA LOCATIONS AND DATA

No.	Camera View	Coordinates (mm)			Lens Length (mm)	Operating Frame Rate (fps)
		X	Y	Z		
1	Overhead Overall	0	-256	4872	8.5	1000
2	Overhead Close-up	0	256	4872	25	1000
3	Left Impact Point (MDB)	1648	975	979	25	1000
4	Side Overall (MDB)	2430	0	1525	12.5	1000
5	Rear	0	8056	1389	20	1000
6	Left Front	2573	4907	1513	20	1000
7	Driver Front (OB)				25	1000
8	Driver Side (OB)				12.5	1000
9	Passenger Side (OB)				12.5	1000
10	Real-time Left Rear				Zoom	30
11	Real-time Inrun				Zoom	30

Reference: Impact Point projected to Ground; +X = To Front of MDB +Y = To Right of MDB; +Z = Down

*All measurements accurate to ± 6 mm.

If applicable, explain why camera(s) did not operate as intended: Camera 11 did not function correctly.

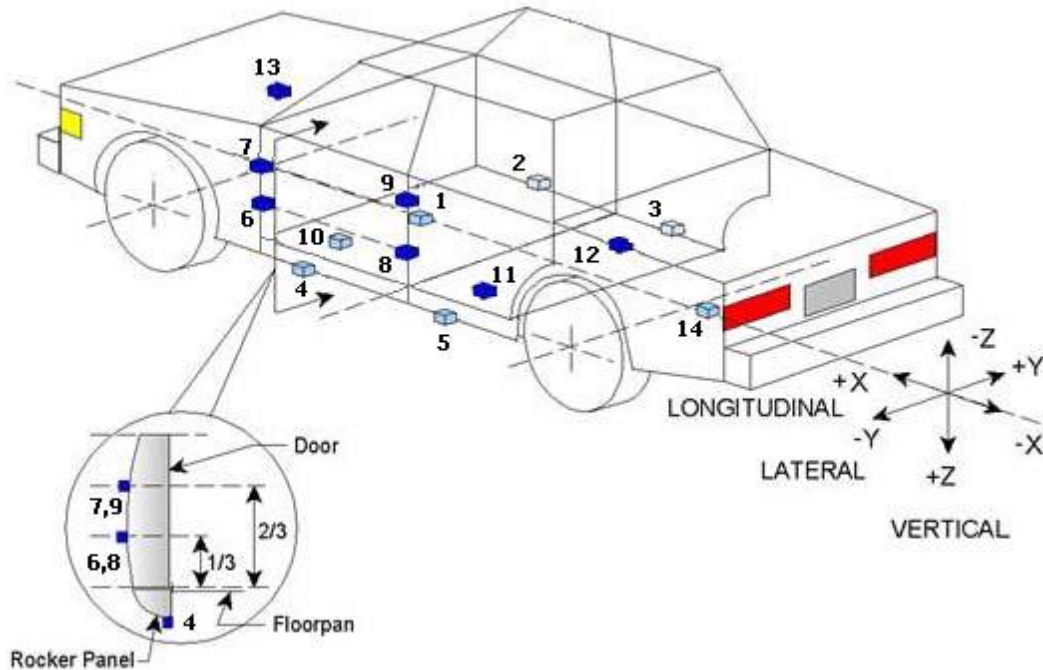
INSTRUMENTATION

Driver Dummy Channels	16
Passenger Dummy Channels	16
Vehicle Structure Accelerometers	23
MBD Accelerometers	5
TOTAL	60

**DATA SHEET NO. 6
TEST VEHICLE ACCELEROMETER LOCATIONS**

Test Vehicle: 2018 Ford F-150 SuperCrew
Test Program: SINCAP Side Impact

NHTSA No.: M20180208
Test Date: 11/30/2017



TEST VEHICLE ACCELEROMETER LOCATIONS

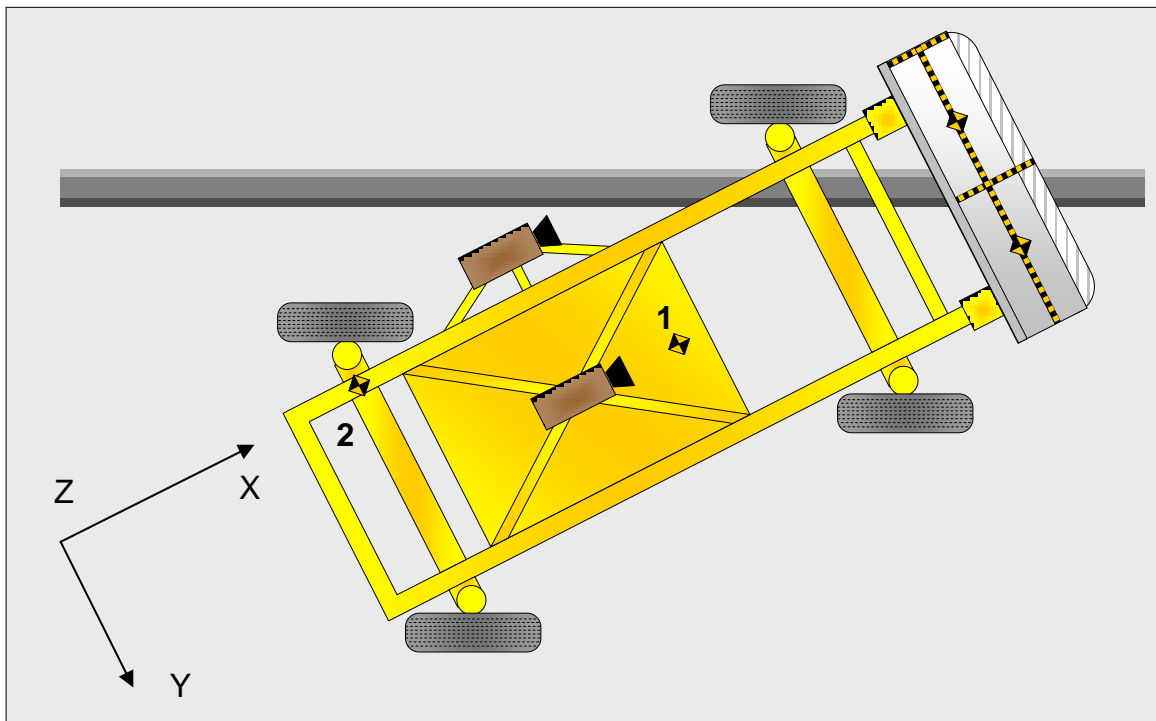
Loc. No.	Accelerometer Location	Coordinates (mm)		
		X	Y	Z
1	Vehicle CG	3980	142	-615
2	Right Sill at Front Seat	3760	683	-584
3	Right Sill at Rear Seat	2440	740	-582
4	Left Sill at Front Door	3747	-683	-567
5	Left Sill at Rear Door	2440	-740	-566
6	A-Post Lower	4245	-883	-619
7	A-Post Middle	4268	-858	-1125
8	B-Post Lower	3035	-915	-755
9	B-Post Middle	3035	-900	-1198
10	Front Seat Track	3465	-530	-684
11	Rear Seat Structure	2320	-580	-704
12	Right Rear Occ. Compartment	2328	590	-719
13	Engine Block	4633	20	-1071
14	Rear Above Axle	798	0	-835

Reference: X - Rear surface of vehicle (+ forward)
Y - Vehicle Centerline (+ to right)
Z - Ground Plane (+ down)

**DATA SHEET NO. 7
MDB ACCELEROMETER LOCATIONS**

Test Vehicle: 2018 Ford F-150 SuperCrew
 Test Program: SINCAP Side Impact

NHTSA No.: M20180208
 Test Date: 11/30/2017



MDB ACCELEROMETER LOCATIONS

Loc. No.	Accelerometer Location	Coordinates (mm)		
		X	Y	Z
1	MDB CG	-2179	0	-505
2	MDB Rear	-3648	-650	-618

Reference : X - Face of MDB (+ forward)
 Y - MDB Centerline (+ to right)
 Z - Ground Plane (+ down)

**DATA SHEET NO. 8
POST-TEST OBSERVATIONS**

Test Vehicle: 2018 Ford F-150 SuperCrew
Test Program: SINCAP Side Impact

NHTSA No.: M20180208
Test Date: 11/30/2017

TEST DUMMY INFORMATION AND CONTACT POINTS

Dummy Body Part	Front Seat Dummy (ES2-re)	Rear Seat Dummy (SID-IIs)
Face	SCAB	SCAB
Top of Head	Head liner, SCAB	SCAB, C-Pillar trim
Left Side of Head	Head liner, SCAB	SCAB
Back of Head	Head liner, SCAB, Head rest	C-Pillar trim
Left Shoulder	SCAB	SCAB
Upper Torso	Seatback bolster	Door panel
Lower Torso	Seatback bolster	Door panel
Left Hip	Seat cushion bolster	Door panel
Left Knee	Door panel	None

POST-TEST DOOR PERFORMANCE

Description	Struck Side		Non-Struck Side		Trunk Lid
	Front	Rear	Front	Rear	
Remained Closed and Operational	No	No	Yes	Yes	Yes
Total Separation from Vehicle at Hinges or Latches	No	No	No	No	No
Latch or Hinge Systems Pulled Out of Their Anchorages	No	No	No	No	No
Disengaged from Latched Position	No	No	No	No	No
Latch Separated from Striker	No	No	No	No	No
Jammed Shut	Yes	Yes	No	No	No
If Door Opened at Striker, Record Width of Opening at Striker (mm)	N/A	N/A	N/A	N/A	N/A

POST-TEST SEAT PERFORMANCE

Description	Struck Side		Non-Struck Side	
	Front	Rear	Front	Rear
Seat Movement Along Seat Track	No	N/A	No	N/A
Seat Disengagement from Floor pan	No	N/A	No	N/A
Seat Back Movement from Initial Position	No	No	No	No
Seat Back Collapse	No	No	No	No

POST-TEST STRUCTURAL OBSERVATIONS

Critical Areas of Performance	Observations and Conclusions
Pillar Performance	Good
Sill Separation	None
Windshield Damage	None
Side Window Damage	Driver window shattered but intact
Other Notable Effects	None

**DATA SHEET NO. 8 (CONTINUED)
POST TEST OBSERVATIONS**

Test Vehicle: 2018 Ford F-150 SuperCrew
Test Program: SINCAP Side Impact

NHTSA No.: M20180208
Test Date: 11/30/2017

SUPPLEMENTAL RESTRAINT SYSTEM INFORMATION

Restraint Type	Struck Side Driver		Struck Side Rear Passenger	
	Mounted	Deployed	Mounted	Deployed
Frontal Airbag	Yes	No		
Knee Airbag	No	N/A		
Side Curtain Airbag	Yes	Yes	Yes	Yes
Side Torso/Pelvis Airbag	Yes	Yes	No	N/A
Side Pelvis Airbag	No	N/A	No	N/A
Seat Belt Pretensioner	Yes	Yes	No	N/A
Seat Belt Load Limiter	Yes	Unknown	Yes	No
Other	No	N/A	No	N/A

IMPACT POINT LOCATION DATA

Measured Parameter	Units	Tolerance	Value
Vehicle Wheel Base	mm		3680
Vertical Impact Reference Line (Aft of Front Axle) (Intended Impact Point)	mm		508
Actual Impact Point (Aft of Front Axle)	mm		512
Horizontal Offset (+ forward / - rearward)	mm	+/- 50 of Intended Impact point	-4
Vertical Offset (+ down / - up)	mm	+/- 20 of Intended Impact point	-2

**DATA SHEET NO. 9
MDB SUMMARY OF RESULTS**

Test Vehicle: 2018 Ford F-150 SuperCrew
Test Program: SINCAP Side Impact

NHTSA No.: M20180208
Test Date: 11/30/2017

MDB SPECIFICATIONS

Measurement Description	Length (mm)
Overall Width of Framework Carriage	1252
Overall Length Including Honeycomb Face	4115
Wheel Base of Framework Carriage	2591
C.G. Location aft of Front Axle	1101

MDB WEIGHTS

	Units	Front Axle	Rear Axle	Total
Left	kg	405.6	273.0	678.6
Right	kg	377.8	305.6	683.4
Ratio	%	57.5	42.5	100.0
Totals	kg	783.4	578.6	1362.0

SPEED AND IMPACT ANGLE DATA

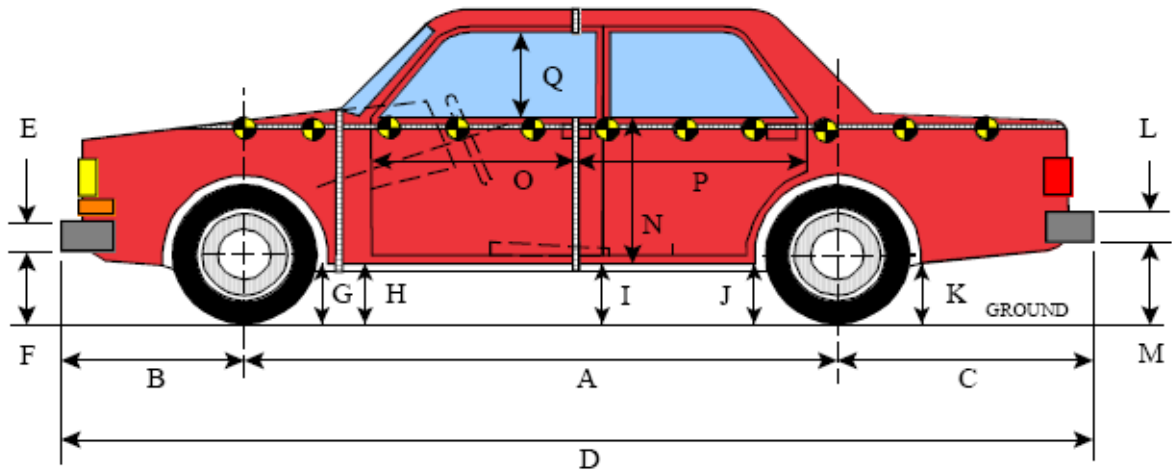
Measured Parameter	Units	Requirement	Value
Trap No. 1 Velocity (Primary)	km/h	61.1 to 62.7	62.86*
Trap No. 2 Velocity (Redundant)	km/h	61.1 to 62.7	62.90*
MDB CL to Target Vehicle CL	degrees	88.5 to 91.5	90
MDB Forward Line of Motion to Target Vehicle CL	degrees	62.5 to 63.5	63
MDB Crabbed Angle to MDB Forward Line of Motion	degrees	26 to 28	27

* See GENERAL COMMENTS section.

DATA SHEET NO. 10
TEST VEHICLE PROFILE MEASUREMENTS

Test Vehicle: 2018 Ford F-150 SuperCrew
Test Program: SINCAP Side Impact

NHTSA No.: M20180208
Test Date: 11/30/2017



LEFT SIDE VIEW

All MEASUREMENTS IN (mm) WITH TOLERANCE OF ± 3 mm

VEHICLE PRE- AND POST-TEST MEASUREMENT INFORMATION

Code	Measurement Description	Pre-Test	Post-Test	Difference
A	Wheelbase	3680	3670	10
B	Front Axle to Front Surface of Vehicle	938	968	-30
C	Rear Axle to Rear Surface of Vehicle	1272	1232	40
D	Total Length at Centerline	5895	5870	25
E	Front Bumper Thickness	170	170	0
F	Front Bumper Bottom to Ground	455	450	5
G	Sill Height at Front Wheel Well	445	457	-12
H	Sill Height at Front Door Leading Edge	445	459	-14
I	Sill Height at B-Pillar	465	487	-22
J1	Sill Height at Rear Wheel Well	485	512	-27
J2	Pinch Weld Height at Rear Wheel Well	420	448	-28
K	Sill Height Aft of Rear Wheel Well	560	600	-40
L	Rear Bumper Thickness	140	140	0
M	Rear Bumper Bottom to Ground	525	562	-37
N	Sill Height to Window Bottom Sill	880	900	-20
O	Front Door Leading Edge to Impact CL	732	730	2
P	Rear Door Trailing Edge to Impact CL	1492	1453	39
Q	Front Window Opening	490	500	-10
R	Right Side Length	5825	5805	20
S	Left Side Length	5825	5805	20
T	Vehicle Width	2030	2035	-5

DATA SHEET NO. 11

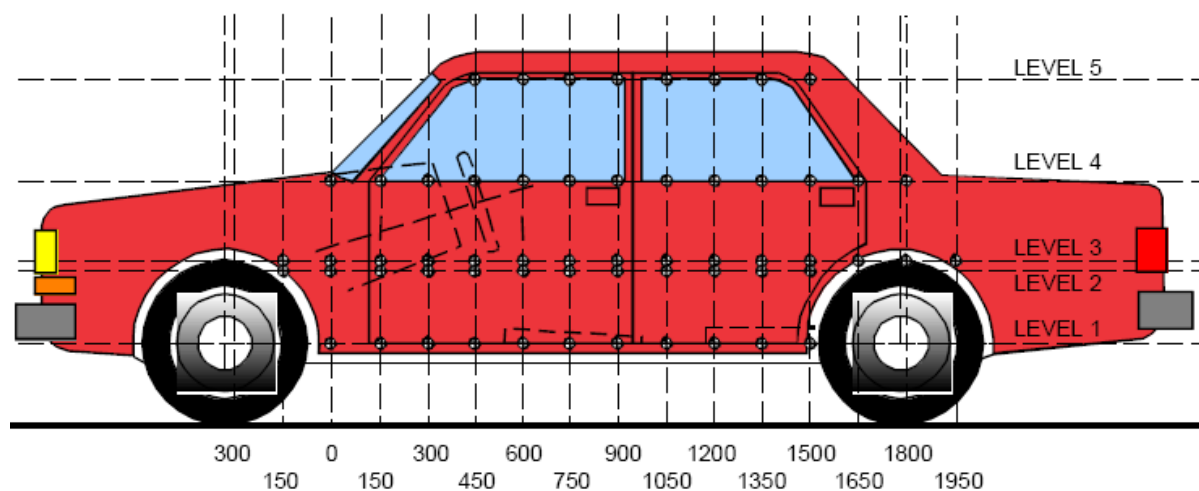
TEST VEHICLE EXTERIOR CRUSH MEASUREMENTS

Test Vehicle: 2018 Ford F-150 SuperCrew

NHTSA No.: M20180208

Test Program: SINCAP Side Impact

Test Date: 11/30/2017



LEFT SIDE VIEW

MAXIMUM EXTERIOR CRUSH MEASUREMENTS

Level	Measurement Description	Height Above Ground	Maximum Exterior Static Crush	Distance From Impact
1	Sill Top	567	245	1650
2	Driver Hip Point	918	157	1650
3	Mid-Door	802	197	1650
4	Window Sill	1129	90	1500
5	Window Top	1815	-6	1050

NOTE: The above measurements were taken along the vertical impact reference line. Vehicle measurements forward of the vertical impact reference line are negative.

DATA SHEET NO. 11 (CONTINUED)
TEST VEHICLE EXTERIOR CRUSH MEASUREMENTS

Test Vehicle: 2018 Ford F-150 SuperCrew
 Test Program: SINCAP Side Impact

NHTSA No.: M20180208
 Test Date: 11/30/2017

EXTERIOR CRUSH MEASUREMENTS AT EACH LEVEL

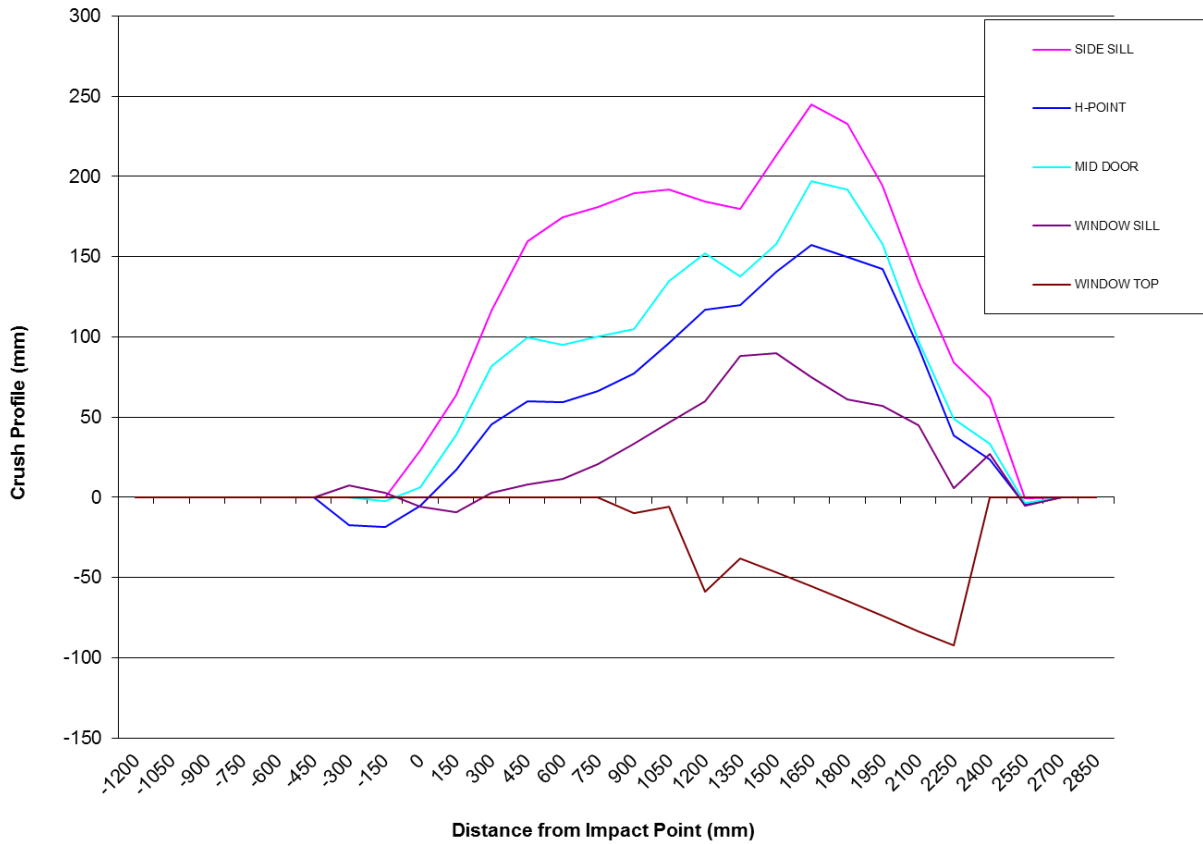
	Pre-Test					Post-Test					Difference				
	1	2	3	4	5	1	2	3	4	5	1	2	3	4	5
-300	0	1001	0	965	0	0	1018	0	957	0	0	-17	0	8	0
-150	0	994	999	972	0	0	1013	1002	969	0	0	-19	-3	3	0
0	988	993	991	988	0	959	998	985	994	0	29	-5	6	-6	0
150	982	995	990	982	0	918	978	951	991	0	64	17	39	-9	0
300	983	998	992	986	0	867	953	911	983	0	116	45	81	3	0
450	984	1000	994	990	0	825	940	894	981	0	159	60	100	9	0
600	985	1002	995	993	0	811	942	900	982	0	174	60	95	11	0
750	987	1003	997	996	0	806	937	897	975	0	181	66	100	21	0
900	987	1004	999	999	731	798	927	894	965	741	189	77	105	34	-10
1050	987	1006	1000	995	739	796	910	865	949	745	191	96	135	46	-6
1200	988	1008	1001	999	743	803	890	849	940	802	185	118	152	59	-59
1350	989	1009	1002	1005	746	809	889	864	917	784	180	120	138	88	-38
1500	988	1008	1001	1005	750	775	868	843	915	797	213	140	158	90	-47
1650	989	1008	1000	1005	753	744	851	803	930	808	245	157	197	75	-55
1800	988	1008	1000	1005	755	755	858	808	944	819	233	150	192	61	-64
1950	987	1008	999	1005	756	793	865	842	948	831	194	143	157	57	-75
2100	985	1007	999	1042	758	851	914	902	997	841	134	93	97	45	-83
2250	984	1006	1000	1032	760	900	968	951	1026	853	84	38	49	6	-93
2400	965	991	986	992	0	903	968	952	965	0	62	23	34	27	0
2550	983	999	995	998	0	984	1004	998	1003	0	-1	-5	-3	-5	0

NOTE: Pre-test measurements are taken when the vehicle is in the “As Tested” weight condition. Vehicle measurements forward of the vertical impact reference line are negative. The crush profile grid is established prior to the test based on an estimated impact point.

DATA SHEET NO. 11 (CONTINUED)¹
TEST VEHICLE EXTERIOR CRUSH MEASUREMENTS

Test Vehicle: 2018 Ford F-150 SuperCrew
Test Program: SINCAP Side Impact

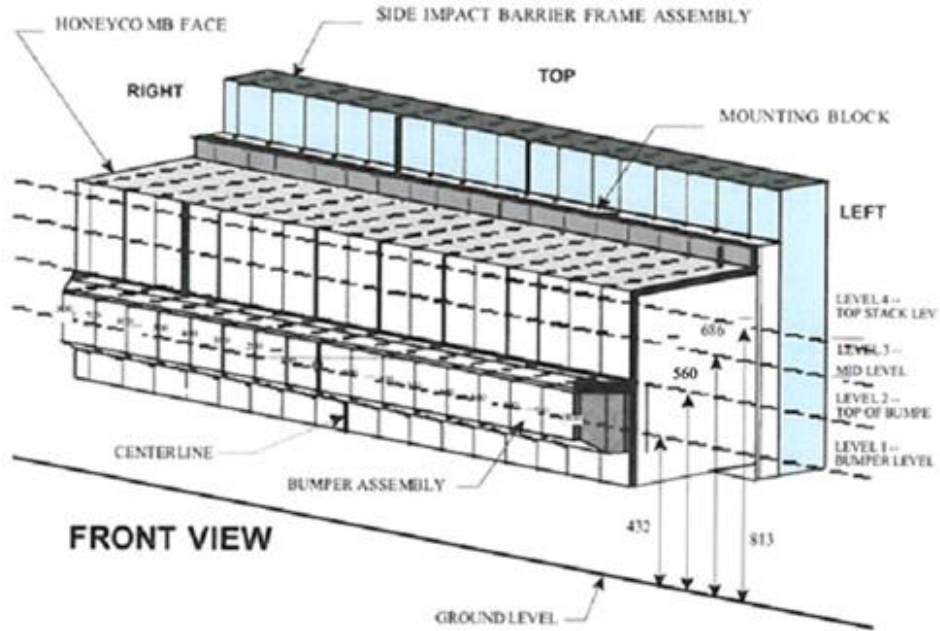
NHTSA No.: M20180208
Test Date: 11/30/2017



**DATA SHEET NO. 12
MDB EXTERIOR STATIC CRUSH MEASUREMENTS**

Test Vehicle: 2018 Ford F-150 SuperCrew
Test Program: SINCAP Side Impact

NHTSA No.: M20180208
Test Date: 11/30/2017



NOTE: Dimensions are shown in millimeters, mm

MAXIMUM STATIC CRUSH OF HONEYCOMB IMPACT FACE

Vertical Location			From Centerline		Maximum Crush
Row	Description	Height	Distance	Direction	
A	Center of Bumper	432	800	Left	166
B	Top of Bumper	560	800	Left	171
C	Mid-Level	686	800	Right	147
D	Top of Stack	813	800	Right	191

DEFORMABLE BARRIER STATIC CRUSH

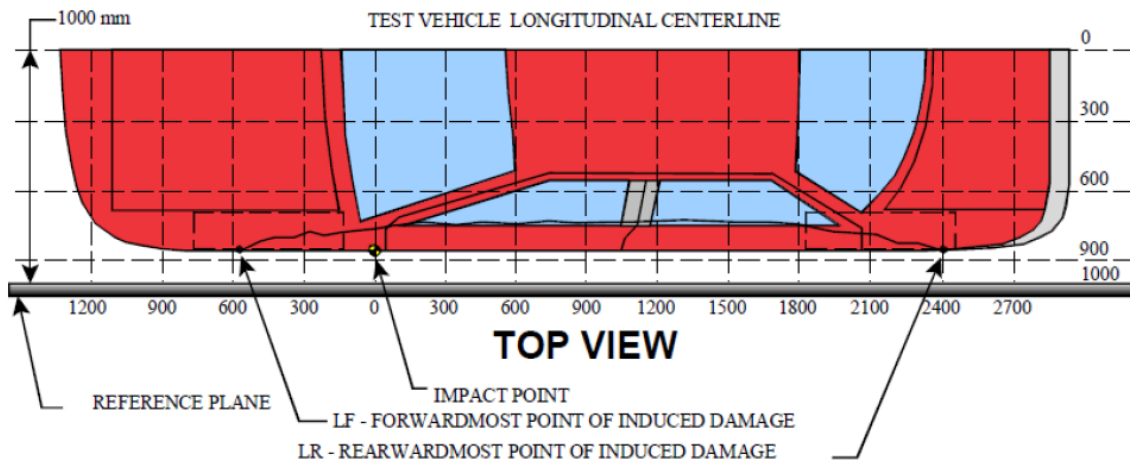
Stack Level	Distance Right of Center								C/L	Distance Left of Center								
	800	700	600	500	400	300	200	100		0	100	200	300	400	500	600	700	800
1	73	73	78	85	93	99	100	107	113	118	124	130	136	142	149	164	166	
2	111	92	97	N/A ¹	N/A ¹	N/A ¹	N/A ¹	N/A ¹	N/A ¹	N/A ¹	N/A ¹	N/A ¹	N/A ¹	N/A ¹	N/A ¹	N/A ¹	167	171
3	147	107	60	51	58	67	63	61	64	72	75	78	83	85	87	97	136	
4	191	146	N/A ¹	87	106	126	135	127	98	85	74	71	76	83	92	112	143	

¹ Missing MDB points 3 and 38 through 49 post test.

DATA SHEET NO. 13
VEHICLE AND MDB DAMAGE PROFILE DISTANCES

Test Vehicle: 2018 Ford F-150 SuperCrew
 Test Program: SINCAP Side Impact

NHTSA No.: M20180208
 Test Date: 11/30/2017



VEHICLE DAMAGE PROFILE DISTANCES

DPD	Distance From Impact Point (mm)	Level	Post-Test (mm)	Pre-Test (mm)	Crush (mm)
1 ¹	2400	1	903	965	0
2	1800	1	755	988	233
3	1200	1	803	988	185
4	750	1	806	987	181
5	150	1	918	982	64
6	-300	4	957	965	8

MDB DAMAGE PROFILE DISTANCES²

DPD	Distance From Center of MDB	Level	Post-Test (mm)	Pre-Test (mm)	Crush (mm)
1	800 mm Left of Center	2	209	380	171
2	500 mm Left of Center	1	343	485	142
3	200 mm Left of Center	1	361	485	124
4	200 mm Right of Center	4	247	382	135
5	500 mm Right of Center	4	296	383	87
6	800 mm Right of Center	4	192	383	191

¹ DPD 1 defined as zero crush since the crush does not extend to the end of the vehicle.

² Missing MDB points 3 and 38 through 49 post test.

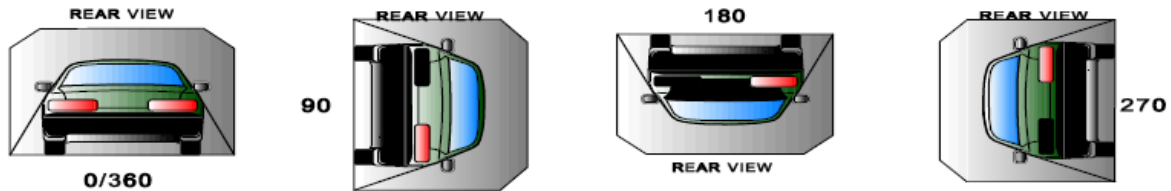
**DATA SHEET NO. 14
FMVSS NO. 301 STATIC ROLLOVER RESULTS**

Test Vehicle: 2018 Ford F-150 SuperCrew NHTSA No.: M20180208
 Test Program: SINCAP Side Impact Test Date: 11/30/2017

Test Time: 14:33 Temperature: 21.1°C

- A. From impact until vehicle motion ceases: 0 oz.
 (Maximum allowable is 1 ounce)
- B. For the 5 minute period after motion ceases: 0 oz.
 (Maximum allowable is 5 ounces)
- C. For the following 25 minutes: 0 oz.
 (Maximum allowable is 1 ounce/minute)
- D. Spillage Details: None

FMVSS 301 STATIC ROLLOVER DATA



ROLLOVER SOLVENT COLLECTION TIME TABLE IN SECONDS

Test Phase	Rotation Time	Hold Time	Total Time
0 to 90	90	330	420
90 to 180	90	330	840
180 to 270	90	330	1260
270 to 360	90	330	1680

FMVSS NO. 301 ROLLOVER SPILLAGE TABLE

Test Phase	First 5 Minutes	Sixth Minute	Seventh Minute	Eighth Minute
0 to 90	0	0	0	N/A
90 to 180	0	0	0	N/A
180 to 270	0	0	0	N/A
270 to 360	0	0	0	N/A

ROLLOVER SOLVENT SPILLAGE LOCATION TABLE

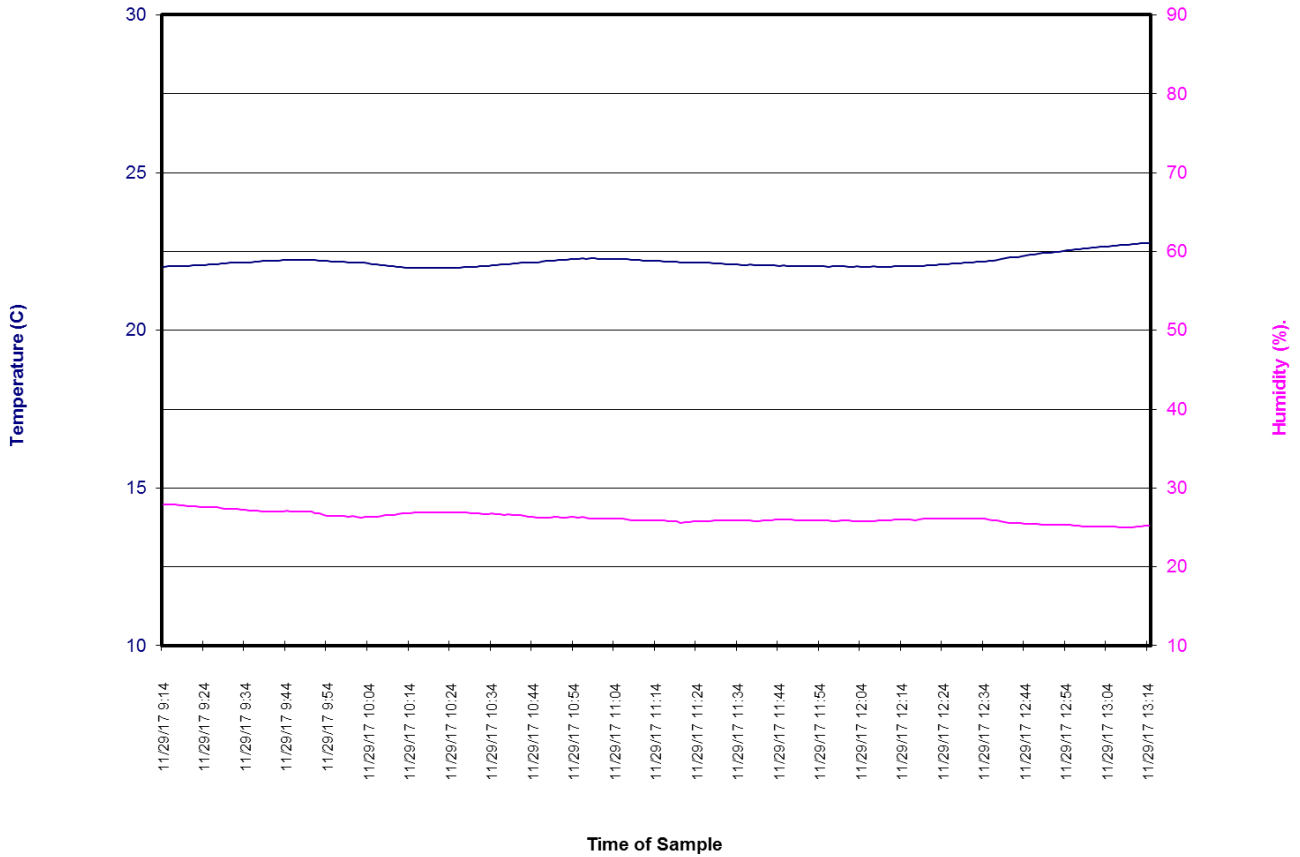
Test Phase	Spillage Location
0 to 90	None
90 to 180	None
180 to 270	None
270 to 360	None

DATA SHEET NO. 15
DUMMY/VEHICLE TEMPERATURE AND HUMIDITY STABILIZATION DATA

Test Vehicle: 2018 Ford F-150 SuperCrew
Test Program: SINCAP Side Impact

NHTSA No.: M20180208
Test Date: 11/30/2017

M20180208 2018 Ford F-150 SuperCrew Left MDB Impact 171130: Test Time 13:14



**APPENDIX A
PHOTOGRAPHS**

TABLE OF PHOTOGRAPHS

No.	Description	Page
001	As-Delivered Right Front $\frac{3}{4}$ View of Test Vehicle	A-6
002	As-Delivered Left Rear $\frac{3}{4}$ View of Test Vehicle	A-6
003	Pre-Test Frontal View of Test Vehicle	A-7
004	Post-Test Frontal View of Test Vehicle	A-7
005	Pre-Test Left Front $\frac{3}{4}$ View of Test Vehicle	A-8
006	Post-Test Left Front $\frac{3}{4}$ View of Test Vehicle	A-8
007	Pre-Test Left Side View of Test Vehicle	A-9
008	Post-Test Left Side View of Test Vehicle	A-9
009	Pre-Test Left Rear $\frac{3}{4}$ View of Test Vehicle	A-10
010	Post-Test Left Rear $\frac{3}{4}$ View of Test Vehicle	A-10
011	Pre-Test Rear View of Test Vehicle	A-11
012	Post-Test Rear View of Test Vehicle	A-11
013	Pre-Test Right Side View of Test Vehicle	A-12
014	Post-Test Right Side View of Test Vehicle	A-12
015	Pre-Test Overhead View of Test Area	A-13
016	Post-Test Overhead View of Test Area	A-13
017	Pre-Test Left Side View of MDB Positioned Against Side of Test Vehicle	A-14
018	Pre-Test Right Side View of MDB Positioned Against Side of Test Vehicle	A-14
019	Pre-Test Close-Up View of Impact Point Target	A-15
020	Post-Test Close-Up View of Impact Point Target	A-15
021	Pre-Test Left Front Door Latch Close-Up	A-16
022	Post-Test Left Front Door Latch Close-Up	A-16
023	Pre-Test Left Rear Door Latch Close-Up	A-17
024	Post-Test Left Rear Door Latch Close-Up	A-17
025	Pre-Test Front Close-Up View of Driver Dummy	A-18
026	Post-Test Front Close-Up View of Driver Dummy	A-18
027	Pre-Test Left Side View of Driver Dummy Showing Belt and Chalking	A-19
028	Pre-Test Left Side View of Driver Dummy Shoulder and Door Top	A-20
029	Post-Test Left Side View of Driver Dummy Shoulder and Door Top	A-20
030	Pre-Test Frontal View of Driver Seat Back Prior to Dummy Positioning	A-21
031	Pre-Test Frontal View of Driver Dummy Head and Shoulders in Relation to Head Restraint	A-21
032	Pre-Test Frontal View of Driver Seat Pan Prior to Dummy Positioning	A-22
033	Pre-Test Overhead View of Driver Dummy Thighs on Seat Pan	A-22
034	Pre-Test Placement of Driver Dummy's Feet	A-23
035	Pre-Test View of Belt Anchorage for Driver Dummy	A-23
036	Pre-Test Left Side View of Steering Wheel	A-24

TABLE OF PHOTOGRAPHS (CONTINUED)

No.	Description	Page
037	View of Disengaged Parking Brake	A-24
038	Pre-Test View of Parking Brake	A-25
039	Pre-Test Close-Up Left Side View of Driver Seat Track	A-25
040	Pre-Test Close-Up Left Side View of Driver Seat Back	A-26
041	Pre-Test Close-Up View of Driver Seat Back or Head Restraint	A-26
042	Pre-Test Driver Dummy and Door Clearance View	A-27
043	Post-Test Driver Dummy and Door Clearance View	A-27
044	Pre-Test Right Side View of Driver Dummy and Front Seat of Occupant Compartment	A-28
045	Post-Test Right Side View of Driver Dummy and Front Seat of Occupant Compartment	A-28
046	Pre-Test Driver Inner Door Panel View	A-29
047	Post-Test Driver Inner Door Panel View Showing Driver Dummy Contact Locations	A-29
048	Post-Test Driver Dummy Close-Up Head Contact with Vehicle View	A-30
049	Post-Test Driver Dummy Close-Up Head Contact with Side Airbag View	A-30
050	Post-Test Driver Dummy Close-Up Torso Contact with Vehicle Interior View	A-31
051	Post-Test Driver Dummy Close-Up Torso Contact with Side Airbag View	A-31
052	Post-Test Driver Dummy Close-Up Pelvis Contact View	A-32
053	Post-Test Driver Dummy Close-Up Pelvis Contact with Side Airbag View	A-32
054	Post-Test Driver Dummy Close-Up Knee Contact View	A-33
055	Pre-Test Left Side View of Rear Passenger Dummy Showing Belt and Chalking	A-33
056	Pre-Test Left Side View of Rear Passenger Dummy Shoulder and Door Top View	A-34
057	Post-Test Left Side View of Rear Passenger Dummy Shoulder and Door Top View	A-34
058	Pre-Test Frontal View of Rear Passenger Seat Back Prior to Dummy Positioning	A-35
059	Pre-Test Frontal View of Rear Passenger Dummy Head and Shoulders in Relation to Head Restraint	A-35
060	Pre-Test Overhead View of Rear Passenger Seat Pan Prior to Dummy Positioning	A-36
061	Pre-Test Overhead View of Rear Passenger Dummy Thighs on Seat Pan	A-36
062	Pre-Test View of Rear Passenger Dummy's Neck Showing Position of Adjustable Neck Bracket	A-37
063	Pre-Test View of Rear Passenger Dummy's Head Showing Dummy's Head is Level	A-37

TABLE OF PHOTOGRAPHS (CONTINUED)

No.	Description	Page
064	Pre-Test Placement of Rear Passenger Dummy's Feet	A-38
065	Pre-Test View of Belt Anchorage for Rear Passenger Dummy	A-38
066	Pre-Test Close-Up Left Side View of Rear Passenger Seat Track	A-39
067	Pre-Test Close-Up Left Side View of Rear Passenger Seat Back	A-39
068	Pre-Test Close-Up View of Rear Passenger Seat Back or Head Restraint	A-40
069	Pre-Test Rear Passenger Dummy and Door Clearance View	A-41
070	Post-Test Rear Passenger Dummy and Door Clearance View	A-41
071	Pre-Test Right Side View of Rear Passenger Dummy and Rear Seat Occupant Compartment	A-42
072	Post-Test Right Side View of Rear Passenger Dummy and Rear Seat Occupant Compartment	A-42
073	Pre-Test Rear Passenger Inner Door Panel View	A-43
074	Post-Test Rear Passenger Inner Door Panel View	A-43
075	Post-Test Rear Passenger Dummy Close-Up Head Contact with Vehicle View	A-44
076	Post-Test Rear Passenger Dummy Close-Up Head Contact with Side Airbag View	A-44
077	Post-Test Rear Passenger Dummy Close-Up Torso Contact with Vehicle Interior View	A-45
078	Post-Test Rear Passenger Dummy Close-Up Torso Contact with Side Airbag View	A-45
079	Post-Test Rear Passenger Dummy Close-Up Pelvis Contact View	A-46
080	Post-Test Rear Passenger Dummy Close-Up Pelvis Contact with Side Airbag View	A-46
081	Post-Test Rear Passenger Dummy Close-Up Knee Contact View	A-47
082	Pre-Test View of Fuel Filler Cap or Fuel Filler Neck	A-48
083	Post-Test View of Fuel Filler Cap or Fuel Filler Neck	A-48
084	Pre-Test Front View of MDB Impactor Face	A-49
085	Post-Test Front View of MDB Impactor Face	A-49
086	Pre-Test Top View of MDB Impactor Face	A-50
087	Post-Test Top View of MDB Impactor Face	A-50
088	Pre-Test Left Side View of MDB Impactor Face	A-51
089	Post-Test Left Side View of MDB Impactor Face	A-51
090	Pre-Test Right Side View of MDB Impactor Face	A-52
091	Post-Test Right Side View of MDB Impactor Face	A-52

TABLE OF PHOTOGRAPHS (CONTINUED)


No.	Description	Page
092	Close-Up View of Vehicle's Certification Label	A-53
093	Close-Up View of Vehicle's Tire Information Placard or Label	A-53
094	Pre-Test Ballast View	A-54
095	Post-Test Primary and Redundant Speed Trap Read-Out	A-54
096	FMVSS No. 301 Static Rollover 0 Degrees	A-55
097	FMVSS No. 301 Static Rollover 90 Degrees	A-55
098	FMVSS No. 301 Static Rollover 180 Degrees	A-56
099	FMVSS No. 301 Static Rollover 270 Degrees	A-56
100	FMVSS No. 301 Static Rollover 360 Degrees	A-57
101	Impact Event	A-57
102	Monroney Label	A-58
103	Driver Head Restraint Use and Adjustment Information from Vehicle Owner's Manual	A-58
104	Left Rear Passenger Head Restraint Use and Adjustment Information from Vehicle Owner's Manual	A-59



001 As-Delivered Right Front $\frac{3}{4}$ View of Test Vehicle



002 As-Delivered Left Rear $\frac{3}{4}$ View of Test Vehicle



003 Pre-Test Frontal View of Test Vehicle




004 Post-Test Frontal View of Test Vehicle



005 Pre-Test Left Front ¾ View of Test Vehicle



006 Post-Test Left Front ¾ View of Test Vehicle



007 Pre-Test Left Side View of Test Vehicle



008 Post-Test Left Side View of Test Vehicle



009 Pre-Test Left Rear $\frac{3}{4}$ View of Test Vehicle



010 Post-Test Left Rear $\frac{3}{4}$ View of Test Vehicle



011 Pre-Test Rear View of Test Vehicle




012 Post-Test Rear View of Test Vehicle



013 Pre-Test Right Side View of Test Vehicle



014 Post-Test Right Side View of Test Vehicle



015 Pre-Test Overhead View of Test Area



016 Post-Test Overhead View of Test Area



017 Pre-Test Left Side View of MDB Positioned Against Side of Test Vehicle



018 Pre-Test Right Side View MDB Positioned Against Side of Test Vehicle



019 Pre-Test Close-Up View of Impact Point Target



020 Post-Test Close-Up View of Impact Point Target



021 Pre-Test Left Front Door Latch Close-Up



022 Post-Test Left Front Door Latch Close-Up



023 Pre-Test Left Rear Door Latch Close-Up



024 Post-Test Left Rear Door Latch Close-Up



027 Pre-Test Left Side View of Driver Dummy Showing Belt and Chalking


Intentionally Left Blank



028 Pre-Test Left Side View of Driver Dummy Shoulder and Door Top



029 Post-Test Left Side View of Driver Dummy Shoulder and Door Top



030 Pre-Test Frontal View of Driver Seat Back Prior to Dummy Positioning



031 Pre-Test Frontal View of Driver Dummy Head and Shoulders in Relation to Head Restraint



032 Pre-Test Frontal View of Driver Seat Pan Prior to Dummy Positioning



033 Pre-Test Overhead View of Driver Dummy Thighs on Seat Pan



034 Pre-Test Placement of Driver's Dummy Feet



035 Pre-Test View of Belt Anchorage for Driver Dummy



036 Pre-Test Left Side View of Steering Wheel



037 View of Disengaged Parking Brake



038 Pre-Test View of Parking Brake



039 Pre-Test Close-Up Left Side View of Driver Seat Track



040 Pre-Test Close-Up Left Side View of Driver Seat Back



041 Pre-Test Close-Up View of Driver Seat Back or Head Restraint



042 Pre-Test Driver Dummy and Door Clearance View



043 Post-Test Driver Dummy and Door Clearance View



044 Pre-Test Right Side View of Driver Dummy and Front Seat of Occupant Compartment



045 Post-Test Right Side View of Driver Dummy and Front Seat of Occupant Compartment



046 Pre-Test Driver Inner Door Panel View



047 Post-Test Driver Inner Door Panel View Showing Driver Dummy Contact Locations



048 Post-Test Driver Dummy Close-Up Head Contact with Vehicle View



049 Post-Test Driver Dummy Close-Up Head Contact with Side Airbag View




050 Post-Test Driver Dummy Close-Up Torso Contact with Vehicle Interior View



051 Post-Test Driver Dummy Close-Up Torso Contact with Side Airbag View




052 Post-Test Driver Dummy Close-Up Pelvis Contact View



053 Post-Test Driver Dummy Close-Up Pelvis Contact with Side Airbag View



054 Post-Test Driver Dummy Close-Up Knee Contact View




055 Pre-Test Left Side View of Passenger Dummy Showing Belt and Chalking



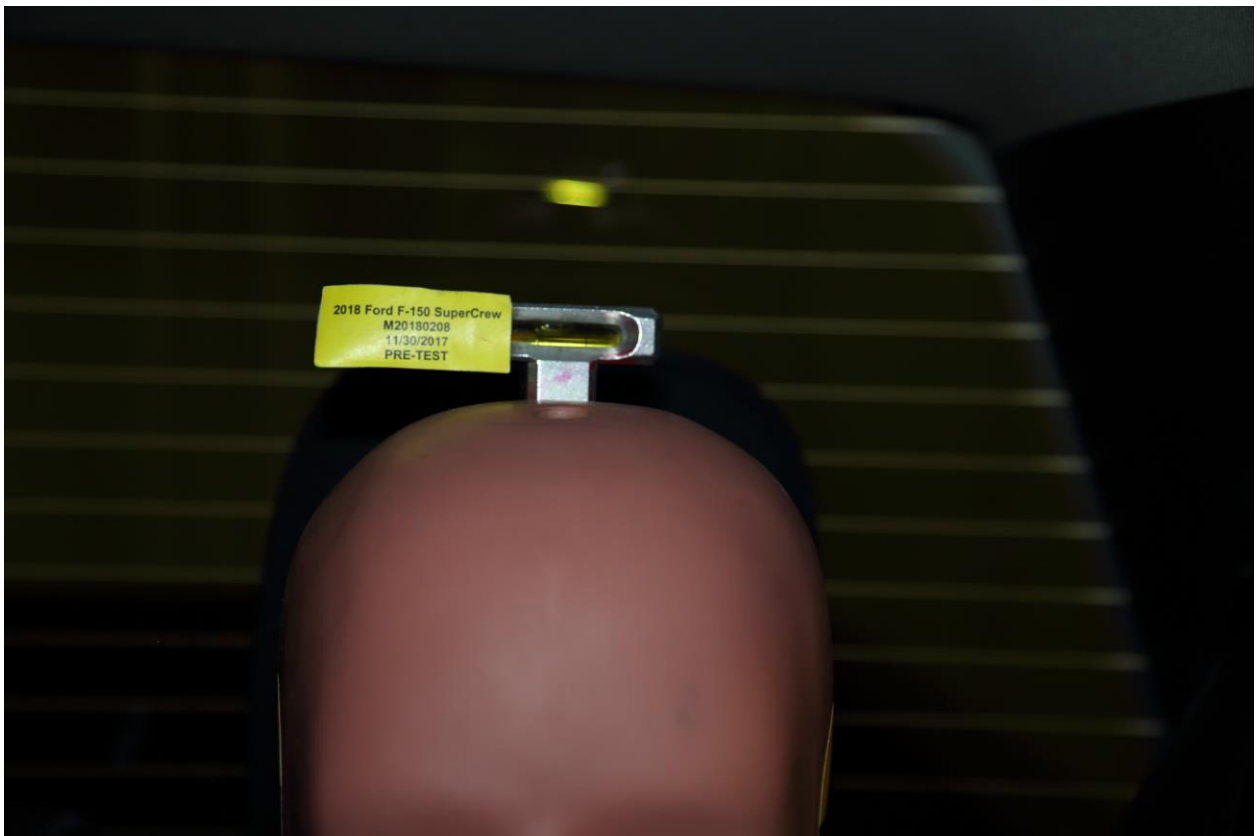
056 Pre-Test Left Side View of Passenger Dummy Shoulder and Door Top View



057 Post-Test Left Side View of Passenger Dummy Shoulder and Door Top View



058 Pre-Test Frontal View of Rear Passenger Seat Back Prior to Dummy Positioning



059 Pre-Test Frontal View of Rear Passenger Dummy Head and Shoulders in Relation to Head Restraint



060 Pre-Test Overhead View of Rear Passenger Seat Pan Prior to Dummy Positioning



061 Pre-Test Overhead View of Rear Passenger Dummy Thighs on Seat Pan



062 Pre-Test View of Rear Passenger Dummy's Neck Showing Position of Adjustable Neck Bracket



063 Pre-Test View of Rear Passenger Dummy's Head Showing Dummy Head is Level



064 Pre-Test Placement of Rear Passenger Dummy's Feet




065 Pre-Test View of Belt Anchorage for Rear Passenger Dummy



066 Pre-Test Close-Up Left Side View of Rear Passenger Seat Track



067 Pre-test Close-Up Left Side View of Rear Passenger Seat Back



068 Pre-Test Close-Up View of Rear Passenger Seat Back or Head Restraint

Intentionally Left Blank



069 Pre-Test Rear Passenger Dummy and Door Clearance View



070 Post-Test Rear Passenger Dummy and Door Clearance View



071 Pre-Test Right Side View of Rear Passenger Dummy and Rear Seat Occupant Compartment



072 Post-Test Right Side View of Rear Passenger Dummy and Rear Seat Occupant Compartment



073 Pre-Test Rear Passenger Inner Door Panel View



074 Post-Test Rear Passenger Inner Door Panel View



075 Post-Test Rear Passenger Dummy Close-Up Head Contact with Vehicle View



076 Post-Test Rear Passenger Dummy Close-Up Head Contact with Side Airbag View




077 Post-Test Rear Passenger Dummy Close-Up Torso Contact with Vehicle Interior View



078 Post-Test Rear Passenger Dummy Close-Up Torso Contact with Side Airbag View



079 Post-Test Rear Passenger Dummy Close-Up Pelvis Contact View



080 Post-Test Rear Passenger Dummy Close-Up Pelvis Contact with Side Airbag View

PHOTO NOT APPLICABLE

081 Post-Test Rear Passenger Dummy Close-Up Knee Contact View

Intentionally Left Blank



082 Pre-Test View of Fuel Filler Cap or Fuel Filler Neck



083 Post-Test View of Fuel Filler Cap or Fuel Filler Neck



084 Pre-Test Front View of MDB Impactor Face



085 Post-Test Front View of MDB Impactor Face



086 Pre-Test Top View of MDB Impactor Face



087 Post-Test Top View of MDB Impactor Face



088 Pre-Test Left Side View of MDB Impactor Face



089 Post-Test Left Side View of MDB Impactor Face



090 Pre-Test Right Side View of MDB Impactor Face



091 Post-Test Right Side View of MDB Impactor Face



092 Close-Up View of Vehicle's Certification Label




093 Close-Up View of Vehicle's Tire Information Placard or Label



094 Pre-Test Ballast View




095 No. Post-Test Primary and Redundant Speed Trap Read-Out



096 FMVSS No. 301 Static Rollover 0 Degrees




097 FMVSS No. 301 Static Rollover 90 Degrees



098 FMVSS No. 301 Static Rollover 180 Degrees



099 FMVSS No. 301 Static Rollover 270 Degrees



100 FMVSS No. 301 Static Rollover 360 Degrees



101 Impact Event

		VEHICLE DESCRIPTION F-150 2018 F-150 4X2 SUPERCREW 148" WHEELBASE 2.7L V6 ECOBOOST ELEC 10-SPEED AUTO W/TOW MD ford.com		JF A28084		EPA DOT Fuel Economy and Environment Gasoline Vehicle			
STANDARD EQUIPMENT INCLUDED AT NO EXTRA CHARGE		EXTERIOR DAYTIME RUNNING LIGHTS EASY FUEL CAP RELEASE FILLER FULLY BOXED STEEL FRAME HALOGEN HEADLAMPS HEADLAMPS - AUTO LAMP (LAMP) LOCKING REMOVABLE TAILGATE PICKUP BOX TIE-DOWN HOOKS TRAILER SWAY CONTROL WIPERS - INTERMITTENT		INTERIOR 60/40 FOLD-UP REAR BENCH SEAT A/C W/MANUAL CLIMATE CONTROL, SINGLE ZONE DUAL SUNVISORS ILLUMINATED ENTRY OUTSIDE TEMP DISPLAY POWERPOINTS TILT/TELESCOPE STR COLUMN		FUNCTIONAL 4-WHEEL DISC BRAKES W/ABS AUTO START STOP TECH CURVE CONTROL DYNAMIC HITCH ASSIST ELECTRIC-ASSIST PARK BRAKE FADE-TO-OFF INTERIOR LIGHT FUEL-SAFE COOLING SYSTEM GAS-CHARGED SHOCKS HILL START ASSIST MANUAL FOLD MIRRORS OUTBOARD M/TD REAR SHOCKS PWR RACK AND PINION STEER REAR VIEW CAMERA SELECTSHIFT TRANSMISSION		SAFETY/SECURITY ADVANCETAC WITH RSC AIRBAGS - FRONT SEAT MOUNTED SIDE IMPACT AIRBAGS - SAFETY CANOPY SIDE CURTAIN CTR HIGH MOUNT STOP LAMP SCB POST CRASH ALERT SYS TIRE PRESSURE MONITOR SYS WARRANTY 3YR/50,000 BUMPER / BUMPER 5YR/100,000 POWERTRAIN 3YR/50,000 ROADSIDE ASSIST	
INCLUDED ON THIS VEHICLE (MSRP) EQUIPMENT GROUP 101A 2,285.00 XL SERIES XL POWER EQUIPMENT GROUP CRUISE CONTROL		OPTIONAL EQUIPMENT/OTHER 2.7L V6 ECOBOOST 995.00 3.15 RATIO REGULAR AXLE NO CHARGE 6300 GVWR PACKAGE NO CHARGE FRONT LICENSE PLATE BRACKET NO CHARGE COLOR-COORDINATED CARPET NO CHARGE CALIFORNIA EMISSIONS SYSTEM CLASS V TRAILER HITCH \$5.00 AM/FM SINGLE CD STX APPEARANCE PACKAGE 1,995.00 27S/5500 BSW ALL-SEASON 3TNC 3 20" MACH-ALUM W/FLASH GRAY PK MANUAL DRIVER LUMBAR PRIVACY GLASS XL SPORT APPEARANCE PACKAGE 775.00 FOG LAMPS SPORT CLOTH 40/CONSOLE/40 NO CHARGE		PRICE INFORMATION (MSRP) BASE PRICE \$33,930.00 TOTAL OPTIONS/OTHER 6,260.00 TOTAL VEHICLE & OPTIONS/OTHER DESTINATION & DELIVERY 40,190.00 TOTAL BEFORE DISCOUNTS 41,475.00 XL MID DISCOUNT - 750.00 STX APPEARANCE DISC - 1,250.00 TOTAL SAVINGS - 2,000.00		Annual fuel cost \$1,650 Fuel Economy & Greenhouse Gas Rating (EPA only) Smog Rating (EPA only) This vehicle emits 401 grams CO ₂ per mile. The best emits 0 grams per mile (multiple only). Producing and distributing fuel also create emissions. Learn more at fuelconomy.gov . Actual results will vary for many reasons including driving conditions and how you drive and maintain your vehicle. The best new vehicle gets 27 MPG and costs \$0.50 to fuel over 5 years. Cost estimates are based on 15,000 miles per year at \$3.00 per gallon. Based on miles per gallon equivalent. Vehicle emissions are a significant cause of climate change and smog.			
SOLD TO Sheehy Ford of Gaithersburg LC 901 North Frederick Avenue Gaithersburg MD 20879		DEALER NO. 27B 020		TOTAL MSRP \$39,475.00		GOVERNMENT 5-STAR SAFETY RATINGS Overall Vehicle Score Not Rated Based on the combined ratings of frontal, side and rollover. Should ONLY be compared to other vehicles of similar size and weight. Frontal Driver Not Rated Crash Passenger Not Rated Side Front seat Not Rated Crash Rear seat Not Rated Rollover ★★★★★ Based on the risk of rollover in a single-vehicle crash. Star ratings range from 1 to 5 stars (★★★★★), with 5 being the highest. Source: National Highway Traffic Safety Administration (NHTSA). www.safercar.gov or 1-888-327-4236			
RAMP ONE CA03		RAMP TWO DEARBORN		SHIP THROUGH CONVOY		40 YEARS FORD F-SERIES AMERICA'S BEST SELLING TRUCKS Scan this code to experience this vehicle or text #FJA28084 to 49298 or visit ford.com/windowsticker . Standard messaging & data plan rates may apply.			

102 Monroney Label

Seats

WARNINGS

Install the head restraint properly to help minimize the risk of neck injury in the event of a crash.

Note: Adjust the seatback to an upright driving position before adjusting the head restraint. Adjust the head restraint so that the top of it is level with the top of your head and as far forward as possible. Make sure that you remain comfortable. If you are extremely tall, adjust the head restraint to its highest position.

Front Seat Head Restraint

Rear Seat Outboard Head Restraints

Seats

Warnings

Do not adjust the driver's seat or seatback when your vehicle is moving.

Moving the Seat Backward and Forward

Rear Seat Center Head Restraint

The head restraints consist of:

- A An energy absorbing head restraint.
- B Two steel stems.
- C Guide sleeve adjust and release button.
- D Guide sleeve unlock and remove button.
- E Fold button (rear seat outboard only).

Adjusting the Head Restraint

Raising the Head Restraint
Pull the head restraint up.

Lowering the Head Restraint

1. Press and hold button C.
2. Push the head restraint down.

Removing the Head Restraint

1. Pull up the head restraint until it reaches the highest adjustment position.
2. Press and hold buttons C and D.
3. Pull up the head restraint.

Note: For rear seat outboard seats, you can fold the head restraint forward for easier removal.

Installing the Head Restraint

Align the steel stems into the guide sleeves and push the head restraint down until it locks.

Folding the Head Restraint

Note: The rear seat outboard head restraints may fold forward for improved visibility.

1. Press and hold button E.
2. Pull it back up to reset.

Front Seat Center Head Restraint

Your vehicle may be equipped with a front center head restraint that you cannot adjust or remove.


Tilting Head Restraints (If Equipped)

The front head restraints tilt for extra comfort. To tilt the head restraint, do the following:

1. Adjust the seatback to an upright driving or riding position.

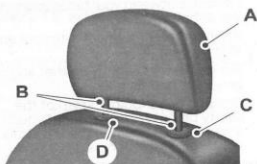
103 Driver Head Restraint Use and Adjustment Information from Vehicle Owner's Manual

WARNINGS

 Install the head restraint properly to help minimize the risk of neck injury in the event of a crash.

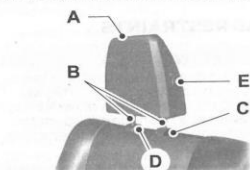
Note: Adjust the seatback to an upright driving position before adjusting the head restraint. Adjust the head restraint so that the top of it is level with the top of your head and as far forward as possible. Make sure that you remain comfortable. If you are extremely tall, adjust the head restraint to its highest position.

Front Seat Head Restraint



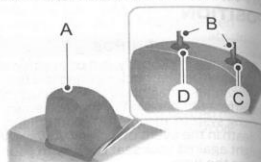
E138642

Rear Seat Outboard Head Restraints



E166700

Rear Seat Center Head Restraint



E166701

The head restraints consist of:

- A An energy absorbing head restraint.
- B Two steel stems.
- C Guide sleeve adjust and release button.
- D Guide sleeve unlock and remove button.
- E Fold button (rear seat outboard only).

Adjusting the Head Restraint

Raising the Head Restraint

Pull the head restraint up.

Lowering the Head Restraint

1. Press and hold button C.
2. Push the head restraint down.

Removing the Head Restraint

1. Pull up the head restraint until it reaches the highest adjustment position.
2. Press and hold buttons C and D.
3. Pull up the head restraint.

Note: For rear seat outboard seats, you can fold the head restraint forward for easier removal.

Installing the Head Restraint

Align the steel stems into the guide sleeves and push the head restraint down until it locks.

Folding the Head Restraint

Note: The rear seat outboard head restraints may fold forward for improved visibility.

1. Press and hold button E.
2. Pull it back up to reset.

Front Seat Center Head Restraint

Your vehicle may be equipped with a front row center head restraint that you cannot adjust or remove.

Tilting Head Restraints (If Equipped)

The front head restraints tilt for extra comfort. To tilt the head restraint, do the following:



E144727

1. Adjust the seatback to an upright driving or riding position.


2. Pivot the head restraint forward toward your head to the desired position.

After the head restraint reaches the forward-most tilt position, pivot it forward again to release it to the rearward, untilted position.

Note: Do not attempt to force the head restraint backward after it is tilted. Instead, continue tilting it forward until the head restraint releases to the upright position.

MANUAL SEATS (If Equipped)

WARNING

 Do not adjust the driver's seat or seatback when your vehicle is moving.

Moving the Seat Backward and Forward

The front head restraints tilt for extra comfort. To tilt the head restraint, do the following:



E175314

104 Left Rear Passenger Head Restraint Use and Adjustment Information from Vehicle Owner's Manual

APPENDIX B
VEHICLE AND DUMMY RESPONSE DATA PLOTS

TABLE OF DATA PLOTS

Driver & Passenger Dummy Instrumentation Plots

No.	Description	Page
1	Driver Head Acceleration (X) Primary vs. Time	B-5
2	Driver Head Acceleration (Y) Primary vs. Time	B-5
3	Driver Head Acceleration (Z) Primary vs. Time	B-5
4	Driver Head Resultant Acceleration Primary vs. Time	B-5
5	Driver Upper Thorax Rib Deflection (Y) vs. Time	B-6
6	Driver Middle Thorax Rib Deflection (Y) vs. Time	B-6
7	Driver Lower Thorax Rib Deflection (Y) vs. Time	B-6
8	Driver Thorax Rib Deflection Maximum vs. Time	B-6
9	Driver Anterior Abdominal Force (Y) vs. Time	B-7
10	Driver Middle Abdominal Force (Y) vs. Time	B-7
11	Driver Posterior Abdominal Force (Y) vs. Time	B-7
12	Driver Total Abdominal Force (Y) vs. Time	B-7
13	Driver Pubic Symphysis Force (Y) vs. Time	B-8
14	Passenger Head Acceleration (X) Primary vs. Time	B-9
15	Passenger Head Acceleration (Y) Primary vs. Time	B-9
16	Passenger Head Acceleration (Z) Primary vs. Time	B-9
17	Passenger Head Resultant Acceleration Primary vs. Time	B-9
18	Passenger Lower Spine T12 Acceleration (X) vs. Time	B-10
19	Passenger Lower Spine T12 Acceleration (Y) vs. Time	B-10
20	Passenger Lower Spine T12 Acceleration (Z) vs. Time	B-10
21	Passenger Lower Spine T12 Resultant Acceleration vs. Time	B-10
22	Passenger Iliac Force on Impact Side (Y) vs. Time	B-11
23	Passenger Acetabulum Force on Impact Side (Y) vs. Time	B-11
24	Passenger Total Pelvic Force on Impact Side (Y) vs. Time	B-11

The following additional data can be obtained from the Research and Development section of the NHTSA website (<http://www.nhtsa.dot.gov>)

Additional Driver & Passenger Dummy Instrumentation Data

Driver Lower Spine T12 Acceleration (X)
Driver Lower Spine T12 Acceleration (Y)
Driver Lower Spine T12 Acceleration (Z)
Passenger Upper Thorax Rib Deflection (Y)
Passenger Middle Thorax Rib Deflection (Y)
Passenger Lower Thorax Rib Deflection (Y)
Passenger Upper Abdomen Rib Deflection (Y)
Passenger Lower Abdomen Rib Deflection (Y)
Driver Head Acceleration Redundant (X)
Driver Head Acceleration Redundant (Y)
Driver Head Acceleration Redundant (Z)
Passenger Head Acceleration Redundant (X)
Passenger Head Acceleration Redundant (Y)
Passenger Head Acceleration Redundant (Z)

Vehicle Instrumentation Data

Vehicle Center of Gravity Acceleration (X)
Vehicle Center of Gravity Acceleration (Y)
Vehicle Center of Gravity Acceleration (Z)
Right Side Sill at Front Seat Acceleration (X)
Right Side Sill at Front Seat Acceleration (Y)
Right Side Sill at Front Seat Acceleration (Z)
Right Side Sill at Rear Seat Acceleration (X)
Right Side Sill at Rear Seat Acceleration (Y)
Right Side Sill at Rear Seat Acceleration (Z)
Left Side Sill at Front Seat Acceleration (Y)
Left Side Sill at Rear Seat Acceleration (Y)
Lower A-Post Acceleration (Y)
Middle A-Post Acceleration (Y)
Lower B-Post Acceleration (Y)
Middle B-Post Acceleration (Y)
Front Seat Track Acceleration (Y)
Rear Seat Structure Acceleration (Y)
Right Rear Occupant Compartment Acceleration (Y)
Engine Block (X)
Engine Block (Y)
Rear Floorpan Above Axle Acceleration (X)
Rear Floorpan Above Axle Acceleration (Y)
Rear Floorpan Above Axle Acceleration (Z)

MDB Instrumentation Data

MDB Center of Gravity Acceleration (X)
MDB Center of Gravity Acceleration (Y)
MDB Center of Gravity Acceleration (Z)
MDB Rear Acceleration (X)
MDB Rear Acceleration (Y)
Left MDB Contact Switch
Right MDB Contact Switch

NHTSA

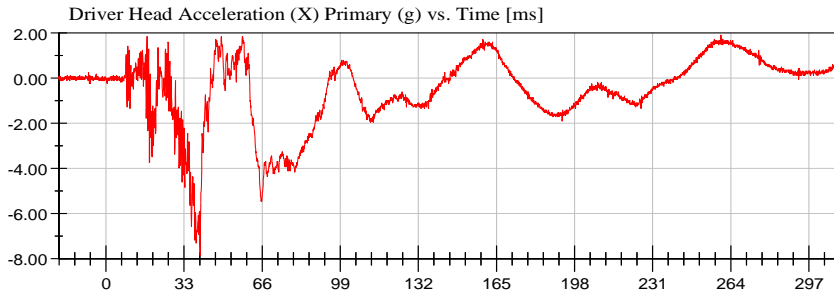
Test Lab: CTF

Test Number: 171130 (M20180208)

Test Date: 11/30/2017

Position #1 ES-2 Dummy with Rib Extension (F030)

Position #4 SID IIs Dummy (305)



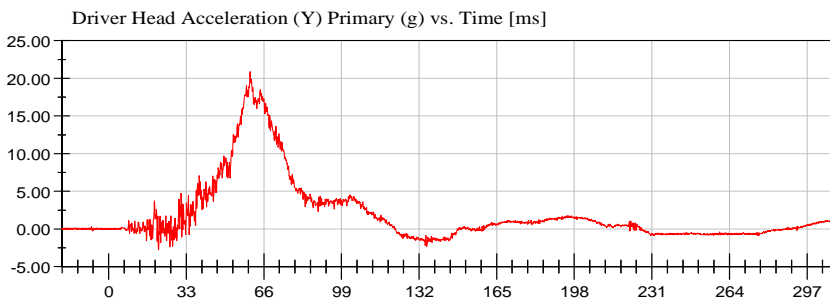
<Max>

1.91 g at 259.84 ms

<Min>

-7.85 g at 39.76 ms

CFC_1000



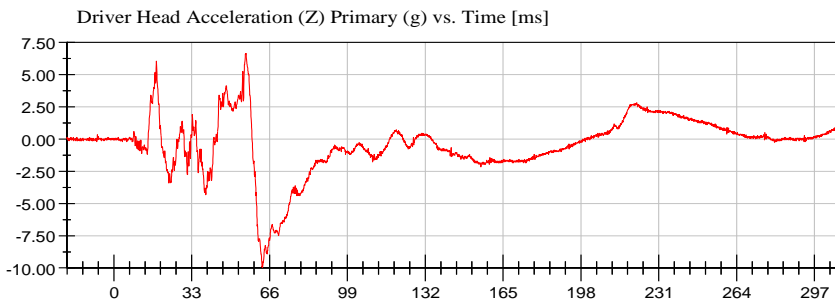
<Max>

20.89 g at 60.16 ms

<Min>

-2.79 g at 21.20 ms

CFC_1000



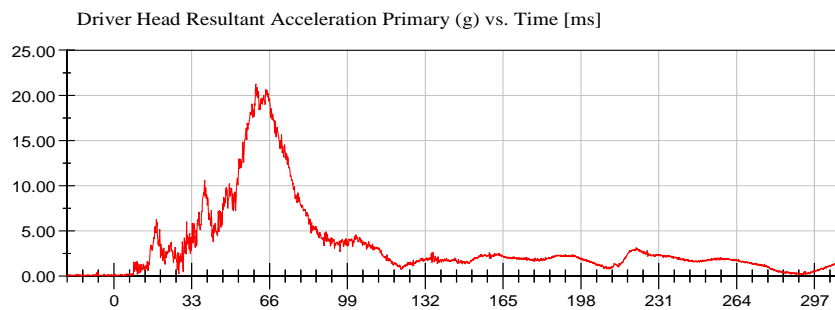
<Max>

6.64 g at 55.84 ms

<Min>

-9.98 g at 62.96 ms

CFC_1000



<Max>

21.25 g at 60.16 ms

<Min>

0.01 g at -19.68 ms

CFC_1000



NHTSA

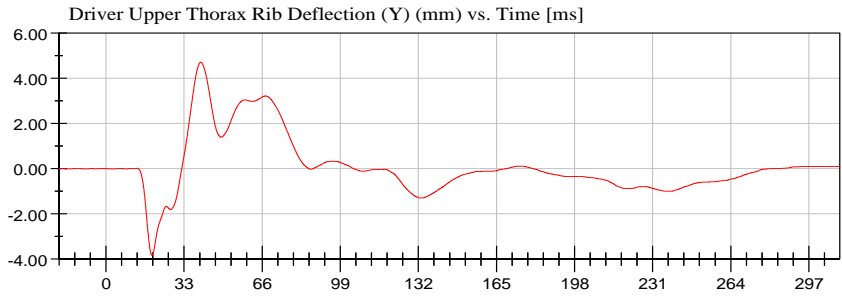
Test Lab: CTF

Test Number: 171130 (M20180208)

Test Date: 11/30/2017

Position #1 ES-2 Dummy with Rib Extension (F030)

Position #4 SID IIs Dummy (305)



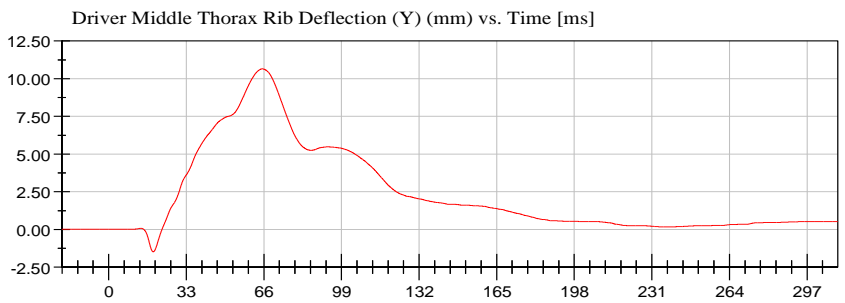
<Max>

4.72 mm at 40.08 ms

<Min>

-3.83 mm at 19.44 ms

CFC_180



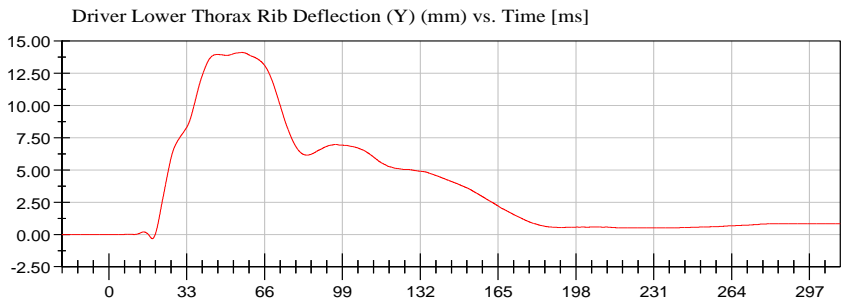
<Max>

10.65 mm at 65.28 ms

<Min>

-1.49 mm at 18.96 ms

CFC_180



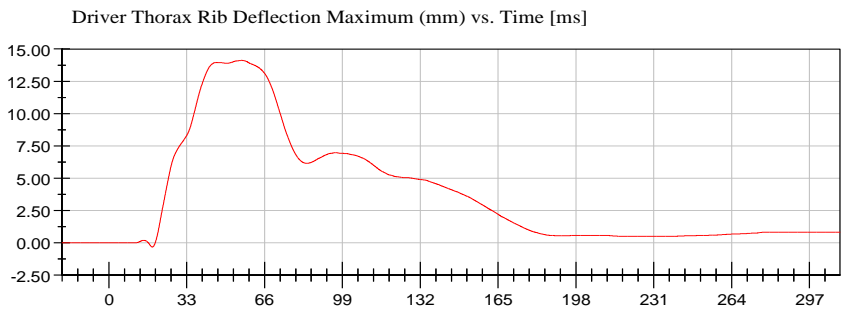
<Max>

14.12 mm at 56.32 ms

<Min>

-0.32 mm at 18.40 ms

CFC_180



<Max>

14.12 mm at 56.32 ms

<Min>

-0.32 mm at 18.40 ms

CFC_180



NHTSA

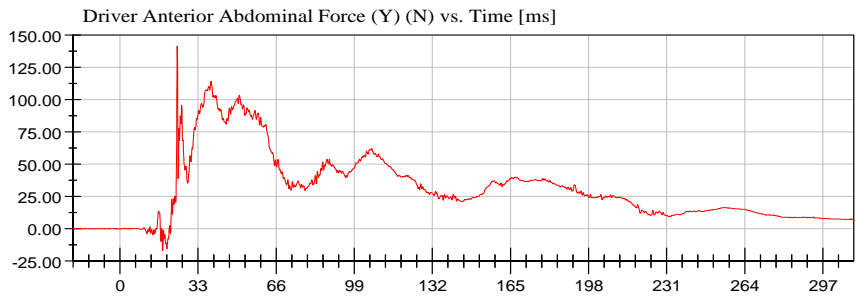
Test Lab: CTF

Test Number: 171130 (M20180208)

Test Date: 11/30/2017

Position #1 ES-2 Dummy with Rib Extension (F030)

Position #4 SID II's Dummy (305)



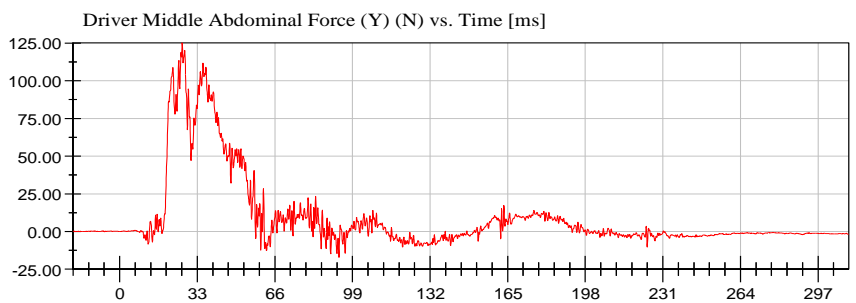
<Max>

141.54 N at 24.24 ms

<Min>

-17.01 N at 18.00 ms

CFC_600



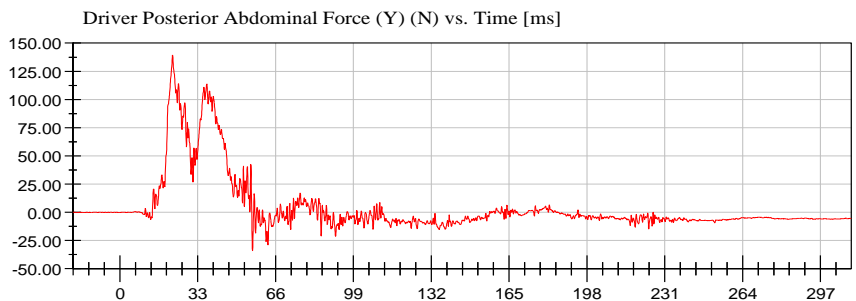
<Max>

125.02 N at 26.56 ms

<Min>

-17.22 N at 93.28 ms

CFC_600



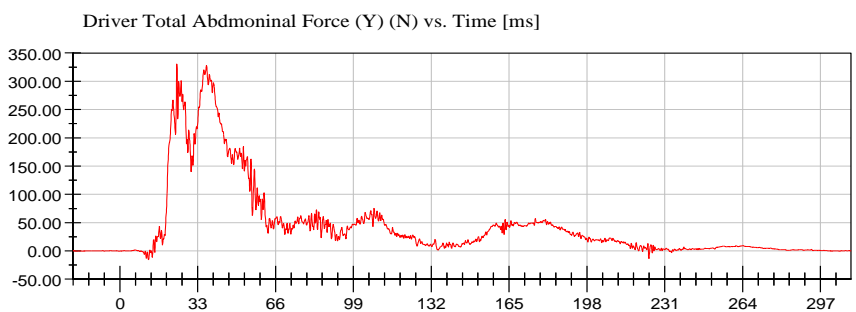
<Max>

139.30 N at 22.32 ms

<Min>

-33.94 N at 56.24 ms

CFC_600



<Max>

330.45 N at 24.16 ms

<Min>

-15.51 N at 12.16 ms

CFC_600



NHTSA

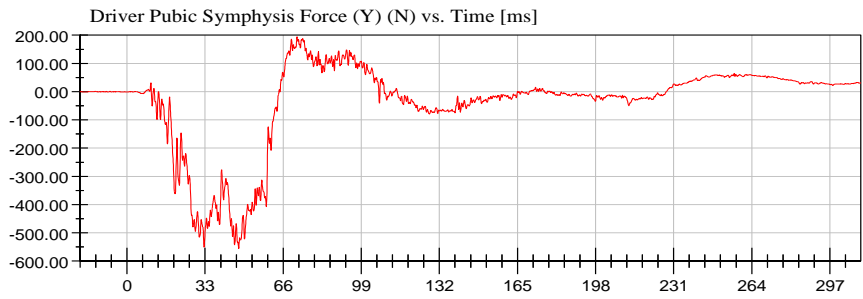
Test Lab: CTF

Test Number: 171130 (M20180208)

Test Date: 11/30/2017

Position #1 ES-2 Dummy with Rib Extension (F030)

Position #4 SID II's Dummy (305)



<Max>

194.55 N at 71.84 ms

<Min>

-555.71 N at 47.20 ms

CFC_600



NHTSA

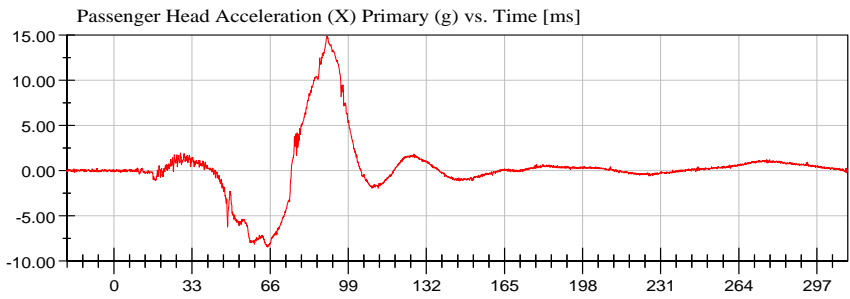
Test Lab: CTF

Test Number: 171130 (M20180208)

Test Date: 11/30/2017

Position #1 ES-2 Dummy with Rib Extension (F030)

Position #4 SID IIs Dummy (305)



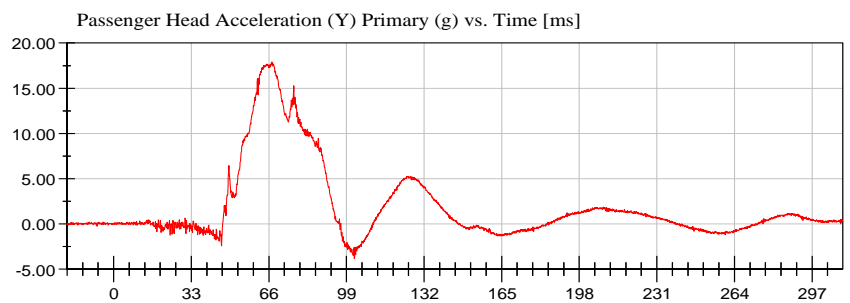
<Max>

14.88 g at 90.00 ms

<Min>

-8.46 g at 64.96 ms

CFC_1000



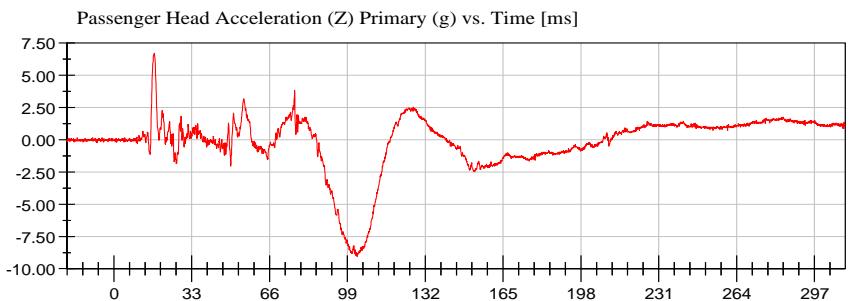
<Max>

17.90 g at 67.28 ms

<Min>

-3.84 g at 102.32 ms

CFC_1000



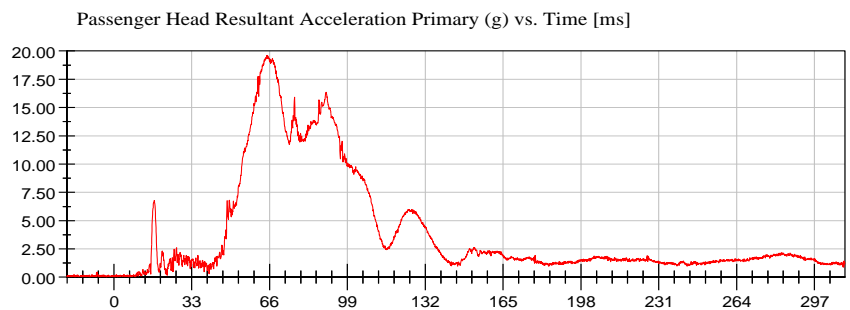
<Max>

6.72 g at 17.12 ms

<Min>

-9.05 g at 103.12 ms

CFC_1000



<Max>

19.61 g at 64.96 ms

<Min>

0.03 g at -19.04 ms

CFC_1000



NHTSA

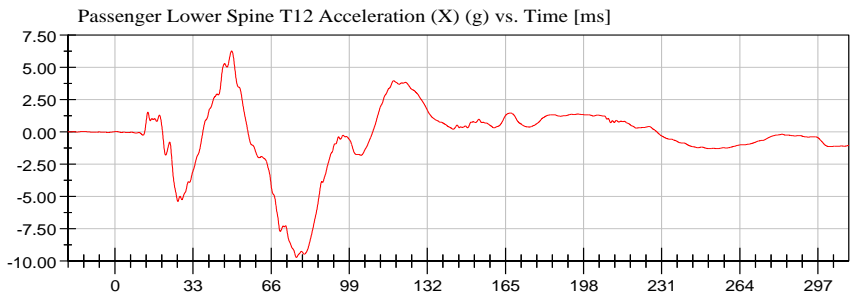
Test Lab: CTF

Test Number: 171130 (M20180208)

Test Date: 11/30/2017

Position #1 ES-2 Dummy with Rib Extension (F030)

Position #4 SID IIs Dummy (305)



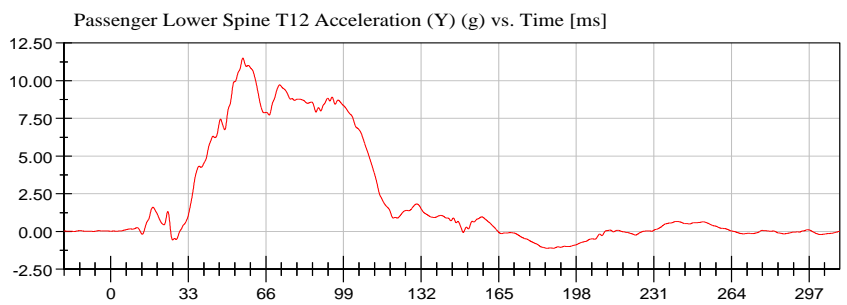
<Max>

6.28 g at 49.28 ms

<Min>

-9.72 g at 76.64 ms

CFC_180



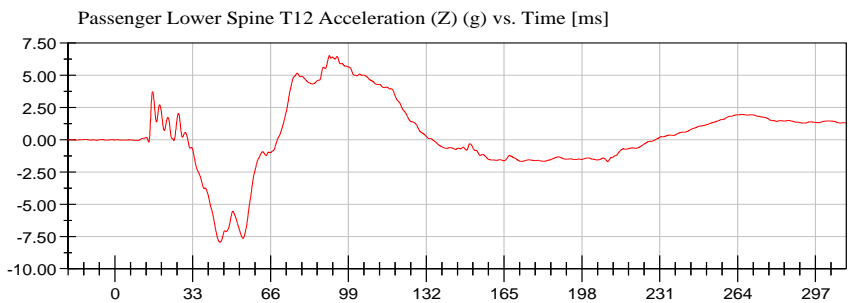
<Max>

11.50 g at 56.24 ms

<Min>

-1.13 g at 188.24 ms

CFC_180



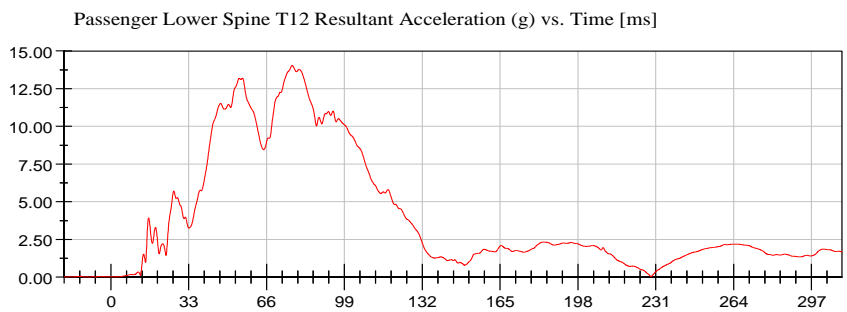
<Max>

6.53 g at 90.96 ms

<Min>

-7.94 g at 44.56 ms

CFC_180



<Max>

14.04 g at 76.80 ms

<Min>

0.01 g at -18.72 ms

CFC_180



NHTSA

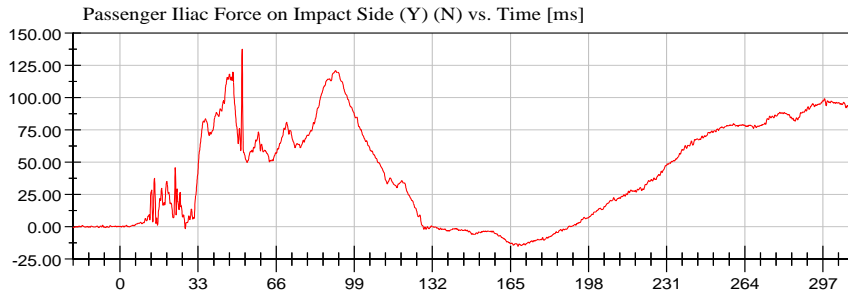
Test Lab: CTF

Test Number: 171130 (M20180208)

Test Date: 11/30/2017

Position #1 ES-2 Dummy with Rib Extension (F030)

Position #4 SID IIs Dummy (305)



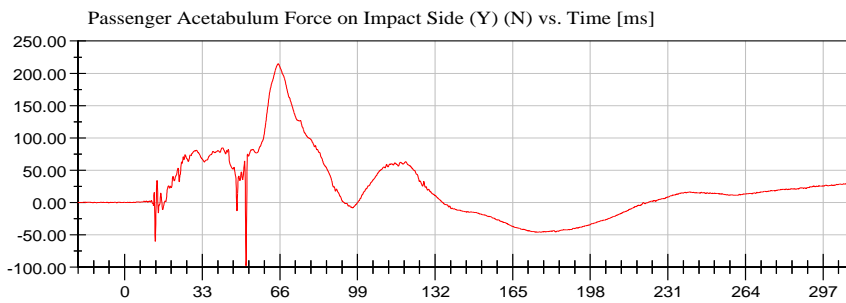
<Max>

137.62 N at 51.60 ms

<Min>

-15.08 N at 168.16 ms

CFC_600



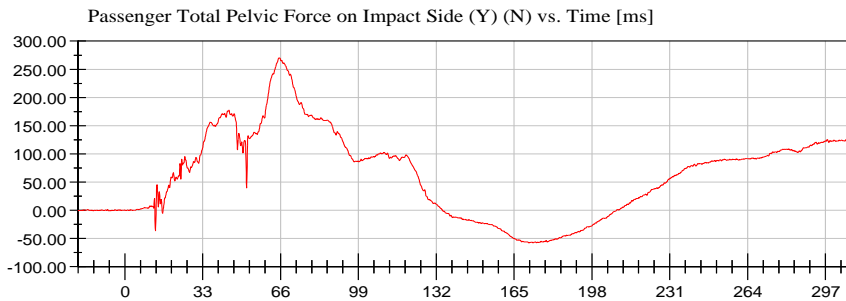
<Max>

214.91 N at 65.28 ms

<Min>

-97.84 N at 51.60 ms

CFC_600



<Max>

270.24 N at 65.44 ms

<Min>

-57.82 N at 171.28 ms

CFC_600



APPENDIX C
DUMMY PERFORMANCE CALIBRATION TEST DATA

TABLE OF CALIBRATION MEASUREMENTS AND PLOTS

ES-2re (Driver) Dummy

Description

Table 1. External Measurements

Table 2. Head Drop Test

- Head (X) Acceleration (G's) vs. Time (ms)
- Head (Y) Acceleration (G's) vs. Time (ms)
- Head (Z) Acceleration (G's) vs. Time (ms)
- Resultant Head Acceleration (G's) vs. Time (ms)

Table 3 Neck Pendulum Test

- Pendulum Velocity (m/s) vs. Time (ms)
- Flexion Angle (°) vs. Time (ms)
- Potentiometer A (°) vs. Time (ms)
- Potentiometer B (°) vs. Time (ms)
- Potentiometer C (°) vs. Time (ms)

Table 4. Shoulder Impact Test

- Impactor Acceleration (G's) vs. Time (ms)

Table 5. Thorax – Upper Rib Drop Test

- Upper Rib Displacement @ 459 mm Drop Height (mm) vs. Time (ms)
- Upper Rib Displacement @ 815 mm Drop Height (mm) vs. Time (ms)

Table 6. Thorax – Middle Rib Drop Test

- Middle Rib Displacement @ 459 mm Drop Height (mm) vs. Time (ms)
- Middle Rib Displacement @ 815 mm Drop Height (mm) vs. Time (ms)

Table 7. Thorax – Lower Rib Drop Test

- Lower Rib Displacement @ 459 mm Drop Height (mm) vs. Time (ms)
- Lower Rib Displacement @ 815 mm Drop Height (mm) vs. Time (ms)

Table 8. Thorax – Full Body Impact Test

- Pendulum Acceleration (G's) vs. Time (ms)
- Impactor Force (kN) vs. Time (ms)
- Upper Rib Displacement (mm) vs. Time (ms)
- Middle Rib Displacement (mm) vs. Time (ms)
- Lower Rib Displacement (mm) vs. Time (ms)

Table 9. Abdomen Impact Test

- Impactor Force (kN) vs. Time (ms)
- Front Abdomen Force (kN) vs. Time (ms)
- Middle Abdomen Force (kN) vs. Time (ms)
- Rear Abdomen Force (kN) vs. Time (ms)
- Total Abdomen Force (kN) vs. Time (ms)

Table 10. Lumbar Spine Flexion Test

- Pendulum Velocity (m/s) vs. Time (ms)
- Spine Flexion Angle (°) vs. Time (ms)
- Potentiometer A (°) vs. Time (ms)
- Potentiometer B (°) vs. Time (ms)
- Potentiometer C (°) vs. Time (ms)

Table 11. Pelvis Impact Test

- Pendulum Acceleration (G's) vs. Time (ms)
- Impactor Force (kN) vs. Time (ms)
- Pubic Symphysis (Y) Force (kN) vs. Time (ms)

TABLE OF CALIBRATION MEASUREMENTS AND PLOTS

SID-IIs (Rear Passenger) Dummy

Description

Table 1. External Measurements

Table 2. Head Drop Test

- Head (X) Acceleration (G's) vs. Time (ms)
- Head (Y) Acceleration (G's) vs. Time (ms)
- Head (Z) Acceleration (G's) vs. Time (ms)
- Resultant Head Acceleration (G's) vs. Time (ms)

Table 3. Lateral Neck Pendulum Test

- Pendulum Velocity (m/s) vs. Time (ms)
- Flexion Angle (°) vs. Time (ms)
- Moment About Occipital Condyle (Nm) vs. Time (ms)

Table 4. Shoulder Impact Test

- Impactor Acceleration (G's) vs. Time (ms)
- Shoulder Displacement (mm) vs. Time (ms)
- Upper Spine Acceleration (G's) vs. Time (ms)

Table 5. Thorax (With Arm) Impact Test

- Impactor Acceleration (G's) vs. Time (ms)
- Shoulder Displacement (mm) vs. Time (ms)
- Upper Rib Displacement (mm) vs. Time (ms)
- Middle Rib Displacement (mm) vs. Time (ms)
- Lower Rib Displacement (mm) vs. Time (ms)
- Upper Spine Acceleration (G's) vs. Time (ms)
- Lower Spine Acceleration (G's) vs. Time (ms)

Table 6. Thorax (Without Arm) Impact Test

- Impactor Acceleration (G's) vs. Time (ms)
- Upper Rib Displacement (mm) vs. Time (ms)
- Middle Rib Displacement (mm) vs. Time (ms)
- Lower Rib Displacement (mm) vs. Time (ms)
- Upper Spine Acceleration (G's) vs. Time (ms)
- Lower Spine Acceleration (G's) vs. Time (ms)

Table 7. Abdomen Impact Test

- Impactor Acceleration (G's) vs. Time (ms)
- Upper Abdominal Rib Displacement (mm) vs. Time (ms)
- Lower Abdominal Rib Displacement (mm) vs. Time (ms)
- Lower Spine Acceleration (G's) vs. Time (ms)

Table 8. Pelvis Plug Quasi-Static Test (Optional*)

Table 9. Pelvis Acetabulum Impact Test

- Impactor Acceleration (G's) vs. Time (ms)
- Pelvis (Y) Acceleration (G's) vs. Time (ms)
- Acetabulum Force (N) vs. Time (ms)

Table 10. Pelvis Iliac Impact Test

- Impactor Acceleration (G's) vs. Time (ms)
- Pelvis (Y) Acceleration (G's) vs. Time (ms)
- Iliac Force (N) vs. Time (ms)

Pre-Test Calibration Sheets
Driver S/N F030

Transportation Research Center Inc.
572U ES-2re Dummy
External Dimensions
Serial No. F030 Calibration No. 51

Symbol	Description	Specification	Results	Pass
		mm	mm	
1	Sitting Height	900.0 - 918.0	911	Yes
2	Seat to Shoulder Joint	558.0 - 572.0	560	Yes
3	Seat to Lower Face of Thoracic Spine Box	346.0 - 356.0	351	Yes
4	Seat to Hip Joint (center of bolt)	97.0 - 103.0	98	Yes
5	Sole to Seat, Sitting	433.0 - 451.0	445	Yes
6	Head Width	152.0 - 158.0	155	Yes
7	Shoulder/Arm Width	461.0 - 479.0	475	Yes
8	Thorax Width	322.0 - 332.0	325	Yes
9	Abdomen Width	273.0 - 287.0	280	Yes
10	Pelvis Lap Width	359.0 - 373.0	365	Yes
11	Head Depth	196.0 - 206.0	204	Yes
12	Thorax Depth	262.0 - 272.0	263	Yes
13	Abdomen Depth	194.0 - 204.0	201	Yes
14	Pelvis Depth	235.0 - 245.0	240	Yes
15	Back of Buttocks to Hip Joint (center of bolt)	150.0 - 160.0	158	Yes
16	Back of Buttocks to Front of Knee	597.0 - 615.0	605	Yes

Baseline 10/07/05



Transportation Research Center Inc.

Left Lateral Head Drop
ES-2re Serial No. F030 Certification No. 51-1
Test Date: 11/17/2017

Test Parameter	Specification	Test Results	Pass
Temperature	20.6 - 22.2 °C	21.9 °C	Yes
Relative Humidity	10 - 70 %	36 %	Yes
Peak Resultant Acceleration	125 - 155 g	136.5 g	Yes
Peak Longitudinal Acceleration	(-15) - 15 g	9.6 g	Yes
Is Resultant Acceleration Curve Unimodal within 15% of Main Pulse?	Yes	Yes	Yes

Test meets specifications.

Condition: Used

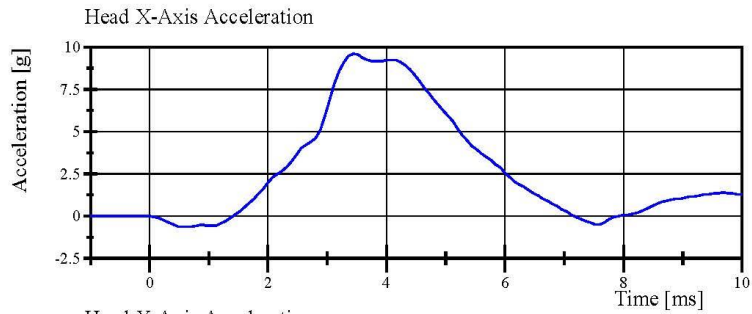
Comments:

Head Skin S/N: DP6812

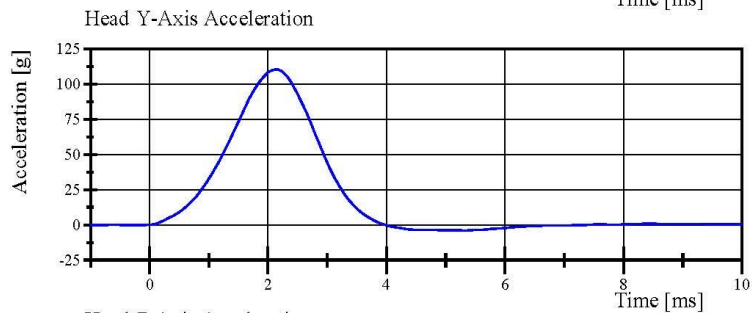
Skull S/N: N/A

Transportation Research Center Inc.

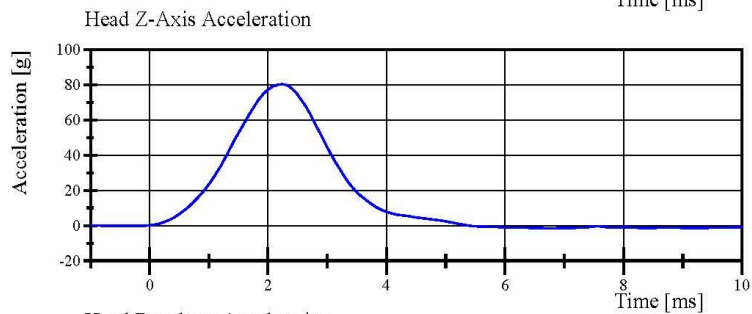
Left Lateral Head Drop
ES-2re Serial No. F030 Certification No. 51-1
Test Date: 11/17/2017



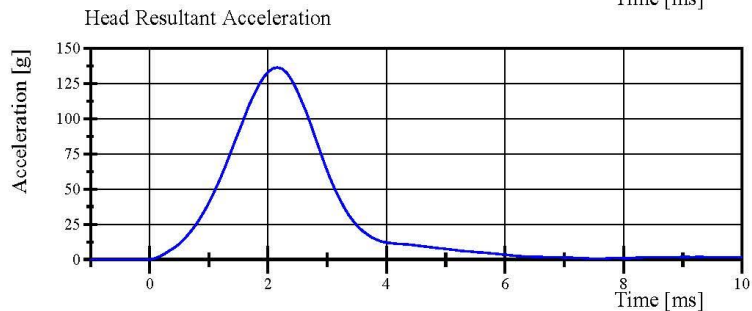
Filter Class: CFC_1000
Max: 9.6 g at 3.4 ms
Min: -0.6 g at 0.5 ms



Filter Class: CFC_1000
Max: 110.5 g at 2.2 ms
Min: -3.9 g at 5.3 ms



Filter Class: CFC_1000
Max: 80.4 g at 2.2 ms
Min: -1.5 g at 6.7 ms



Filter Class: CFC_1000
Max: 136.5 g at 2.2 ms
Min: 0.0 g at +0.8 ms

Transportation Research Center Inc.

Left Lateral Neck
ES-2re Serial No. F030 Certification No. 51-2
Test Date: 11/17/2017

Test Parameter	Specification	Test Results	Pass
Temperature	20.6 - 22.2 °C	21.2 °C	Yes
Relative Humidity	10 - 70 %	37 %	Yes
Pendulum Integrated Velocity Change within Corridor	Yes	Yes	Yes
Pendulum Velocity	(-3.3) - (-3.5) m/s	-3.39 m/s	Yes
Maximum Headform Flexion			
Peak	(-49) - (-59) deg	-52.6 deg	Yes
Time of Peak	54 - 66 ms	56.2 ms	Yes
Headform Flexion Decay			
- Peak to Zero	53 - 88 ms	67.6 ms	Yes

Test meets specifications.

Condition: Used

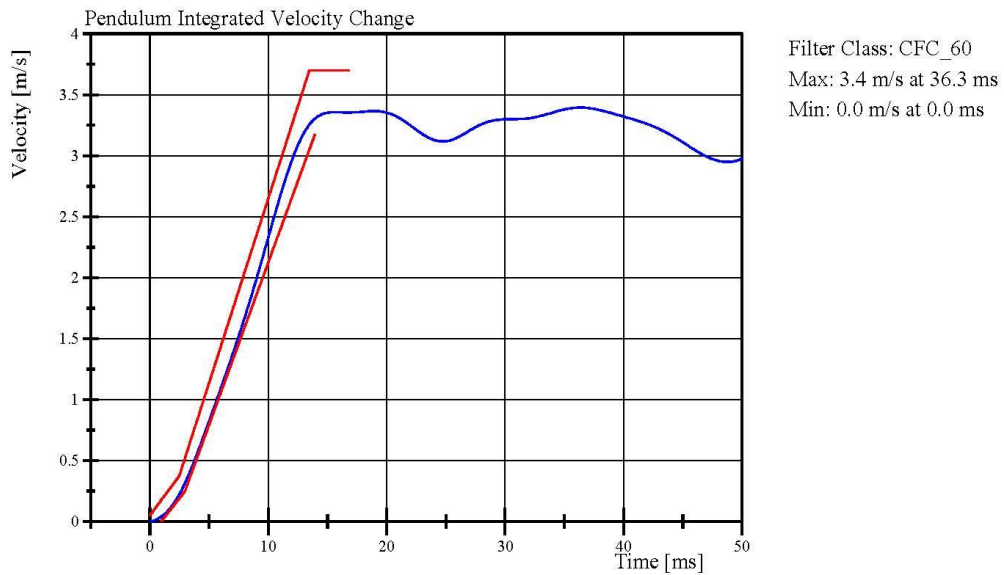
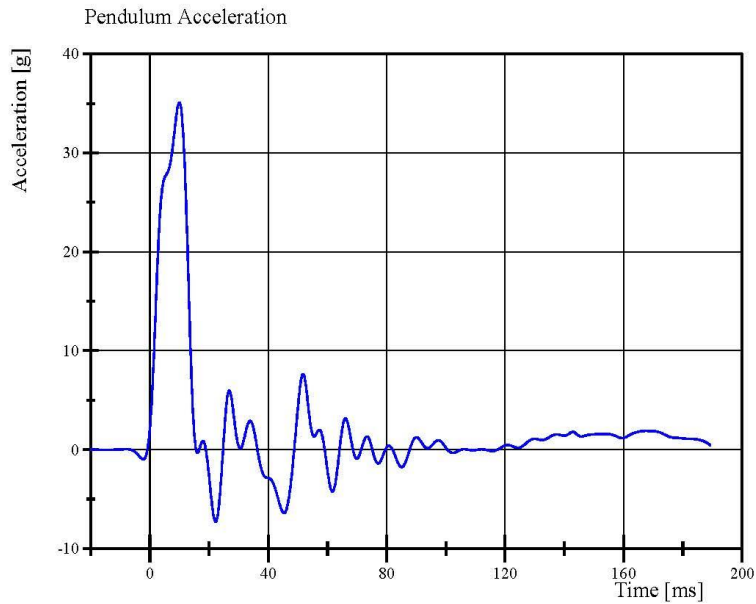
Comments:

Neck S/N: DI5031

Neck Buffer Molded(Yellow) S/N: N/A

Transportation Research Center Inc.

Left Lateral Neck
ES-2re Serial No. F030 Certification No. 51-2
Test Date: 11/17/2017



Specification Source: CFR49 Part 572 Subpart U
with Polarity in accordance with J211

11.19.2017 12:52:14 1458

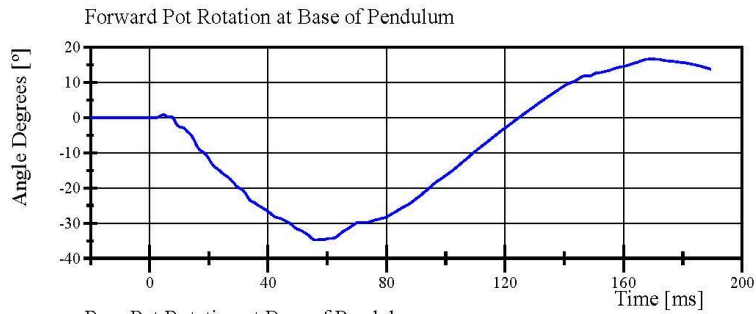


Transportation Research Center Inc.

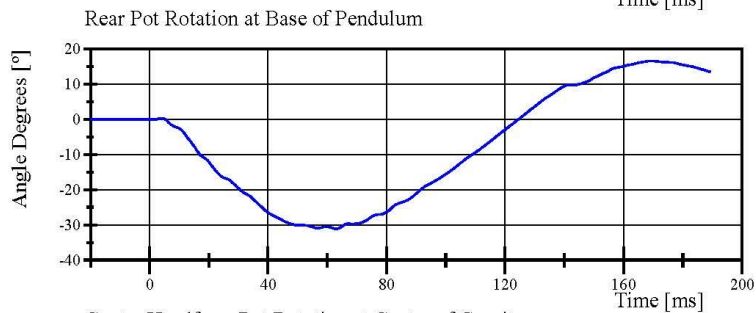
Left Lateral Neck

ES-2re Serial No. F030 Certification No. 51-2

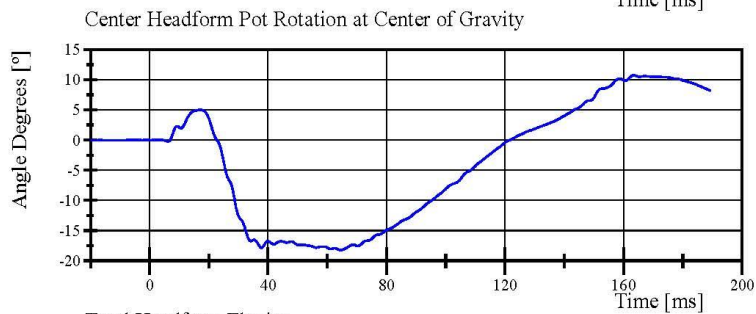
Test Date: 11/17/2017



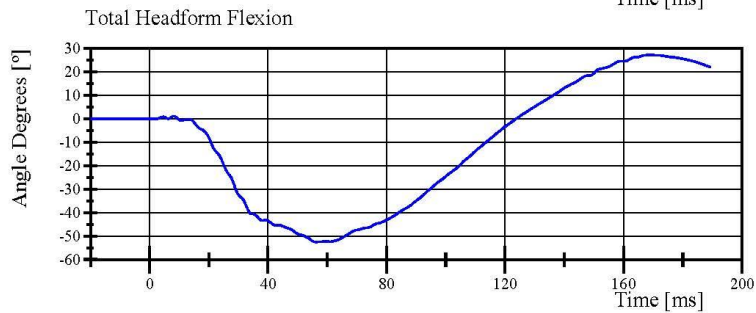
Filter Class: CFC_180
Max: 16.7 ° at 169.2 ms
Min: -34.8 ° at 56.1 ms



Filter Class: CFC_180
Max: 16.6 ° at 169.4 ms
Min: -31.1 ° at 63.0 ms



Filter Class: CFC_180
Max: 10.8 ° at 163.4 ms
Min: -18.2 ° at 64.5 ms



Filter Class: CFC_180
Max: 27.2 ° at 169.0 ms
Min: -52.6 ° at 56.2 ms

Specification Source: CFR49 Part 572 Subpart U
with Polarity in accordance with J211

11.19.2017 12:52:15 1458



Transportation Research Center Inc.

Left Lateral Shoulder
ES-2re Serial No. F030 Certification No. 51-1
Test Date: 11/19/2017

Test Parameter	Specification	Test Results	Pass
Temperature	20.6 - 22.2 °C	21.8 °C	Yes
Relative Humidity	10 - 70 %	35 %	Yes
Test Probe Velocity	4.2 - 4.4 m/s	4.31 m/s	Yes
Test Probe Acceleration	(-7.5) - (-10.5) g	-9.81 g	Yes

Test meets specifications.

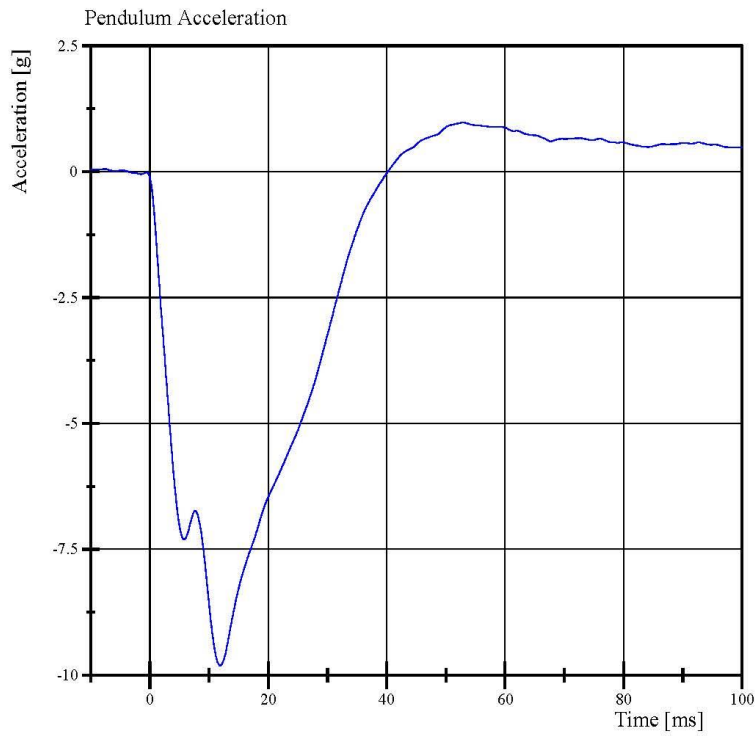
Condition: Used

Comments:

Arm S/N: 175-3501-07014

Transportation Research Center Inc.

Left Lateral Shoulder
ES-2re Serial No. F030 Certification No. 51-1
Test Date: 11/19/2017



Filter Class: CFC_180
Max: 1.0 g at 52.9 ms
Min: -9.8 g at 11.8 ms

Specification Source: CFR49 Part 572 Subpart U
with Polarity in accordance with J211

11.19.2017 15:18:31 542



Transportation Research Center Inc.

3.0 m/s Upper Upper Full Rib Module
ES-2re Serial No. F030 Certification No. 51-1
Test Date: 11/17/2017

Test Parameter	Specification	Test Results	Pass
Temperature	20.6 - 22.2 °C	21.3 °C	Yes
Relative Humidity	10 - 70 %	34 %	Yes
3.0 m/s Test Rib Displacement (454 mm to 464 mm)	36 - 40 mm	37.0 mm	Yes

Test meets specifications.

Condition: Used

Comments:

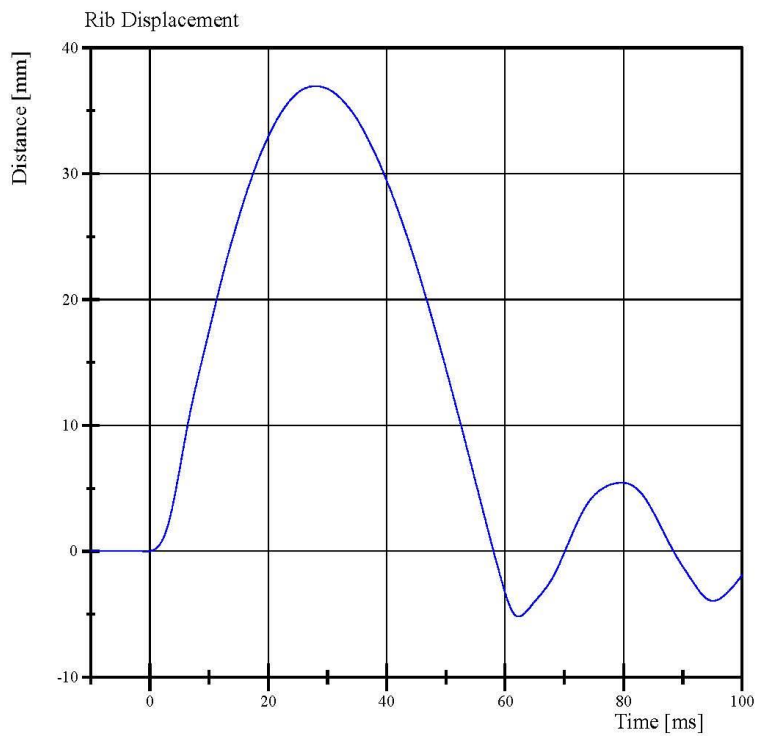
Drop Height: 462mm

Rib Module: 175-4008-A

Rib Foam: 07229

Transportation Research Center Inc.

3.0 m/s Upper Upper Full Rib Module
ES-2re Serial No. F030 Certification No. 51-1
Test Date: 11/17/2017



Filter Class: CFC_180
Max: 37.0 mm at 28.0 ms
Min: -5.2 mm at 62.3 ms

Specification Source: CFR49 Part 572 Subpart U
with Polarity in accordance with J211

11.19.2017 12:06:27 529



Transportation Research Center Inc.

4.0 m/s Upper Upper Full Rib Module
ES-2re Serial No. F030 Certification No. 51-2
Test Date: 11/17/2017

Test Parameter	Specification	Test Results	Pass
Temperature	20.6 - 22.2 °C	21.9 °C	Yes
Relative Humidity	10 - 70 %	35 %	Yes
4.0 m/s Test Rib Displacement (807 mm to 823 mm)	46 - 51 mm	46.4 mm	Yes

Test meets specifications.

Condition: Used

Comments:

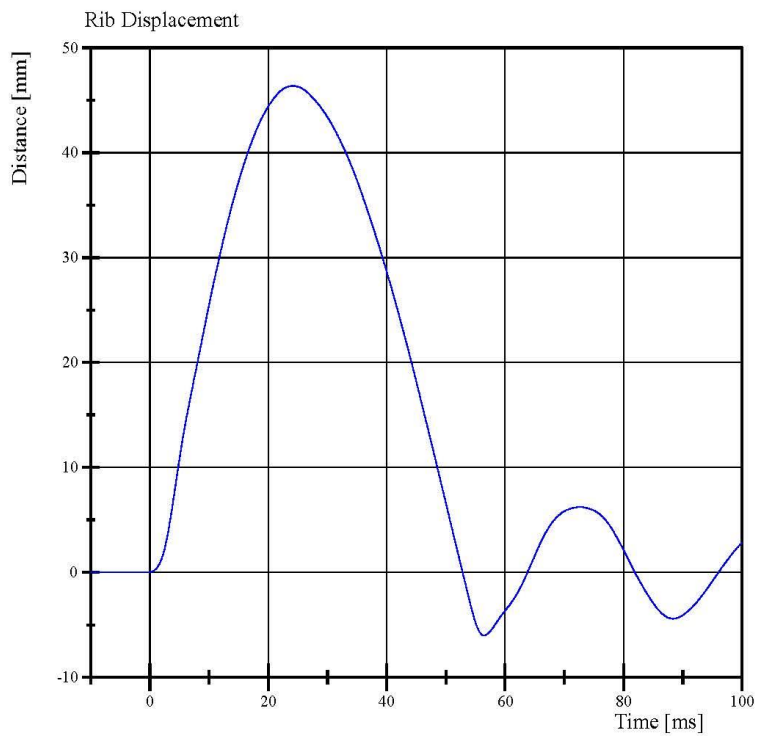
Drop Height: 816mm

Rib Module: 175-4008-A

Rib Foam: 07229

Transportation Research Center Inc.

4.0 m/s Upper Upper Full Rib Module
ES-2re Serial No. F030 Certification No. 51-2
Test Date: 11/17/2017



Filter Class: CFC_180
Max: 46.4 mm at 24.2 ms
Min: -6.0 mm at 56.4 ms

Specification Source: CFR49 Part 572 Subpart U
with Polarity in accordance with J211

11.19.2017 12:05:14 452



Transportation Research Center Inc.

3.0 m/s Center Full Rib Module
ES-2re Serial No. F030 Certification No. 51-1
Test Date: 11/17/2017

Test Parameter	Specification	Test Results	Pass
Temperature	20.6 - 22.2 °C	21.3 °C	Yes
Relative Humidity	10 - 70 %	35 %	Yes
3.0 m/s Test Rib Displacement (454 mm to 464 mm)	36 - 40 mm	37.1 mm	Yes

Test meets specifications.

Condition: Used

Comments:

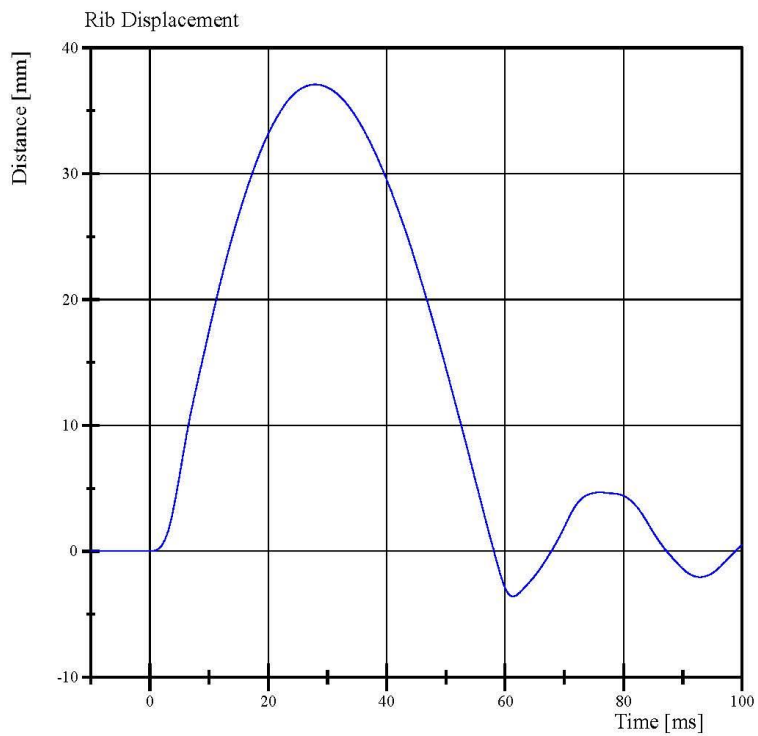
Drop Height: 462mm

Rib Module: 175-4008-A

Rib Foam: E2A-DCT-04082

Transportation Research Center Inc.

3.0 m/s Center Full Rib Module
ES-2re Serial No. F030 Certification No. 51-1
Test Date: 11/17/2017



Filter Class: CFC_180
Max: 37.1 mm at 27.9 ms
Min: -3.6 mm at 61.4 ms

Specification Source: CFR49 Part 572 Subpart U
with Polarity in accordance with J211

11.19.2017 12:09:28 519



Transportation Research Center Inc.

4.0 m/s Center Full Rib Module
ES-2re Serial No. F030 Certification No. 51-1
Test Date: 11/17/2017

Test Parameter	Specification	Test Results	Pass
Temperature	20.6 - 22.2 °C	21.1 °C	Yes
Relative Humidity	10 - 70 %	34 %	Yes
4.0 m/s Test Rib Displacement (807 mm to 823 mm)	46 - 51 mm	48.3 mm	Yes

Test meets specifications.

Condition: Used

Comments:

Drop Height: 816mm

Rib Module: 175-4008-A

Rib Foam: E2A-DCT-04082

Specification Source: CFR49 Part 572 Subpart U
with Polarity in accordance with J211

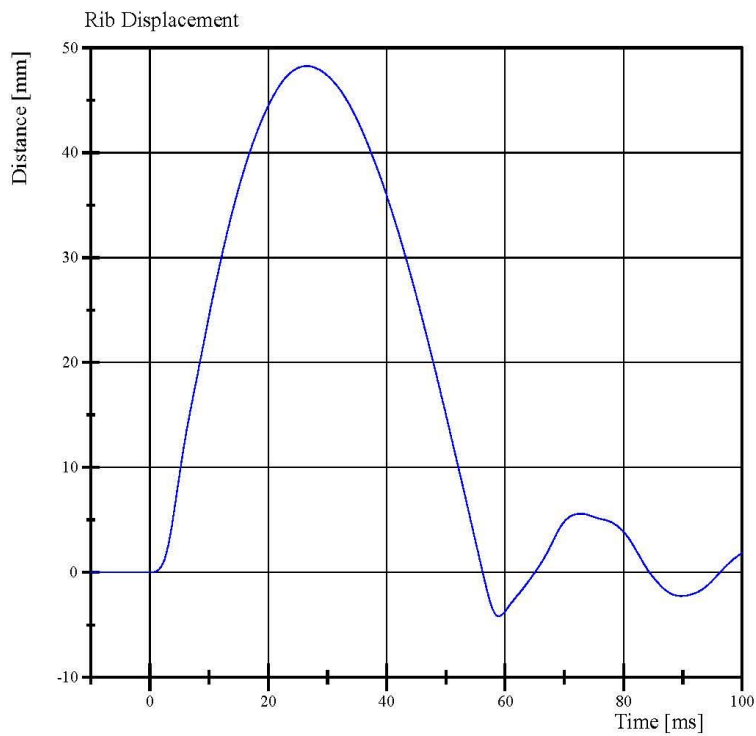
Page 20 of 41

11.19.2017 12:07:14 442



Transportation Research Center Inc.

4.0 m/s Center Full Rib Module
ES-2re Serial No. F030 Certification No. 51-1
Test Date: 11/17/2017



Filter Class: CFC_180
Max: 48.3 mm at 26.5 ms
Min: -4.2 mm at 58.9 ms

Specification Source: CFR49 Part 572 Subpart U
with Polarity in accordance with J211

11.19.2017 12:08:01 442



Transportation Research Center Inc.

3.0 m/s Lower Full Rib Module
ES-2re Serial No. F030 Certification No. 51-1
Test Date: 11/19/2017

Test Parameter	Specification	Test Results	Pass
Temperature	20.6 - 22.2 °C	21.8 °C	Yes
Relative Humidity	10 - 70 %	33 %	Yes
3.0 m/s Test Rib Displacement (454 mm to 464 mm)	36 - 40 mm	37.5 mm	Yes

Test meets specifications.

Condition: Used

Comments:

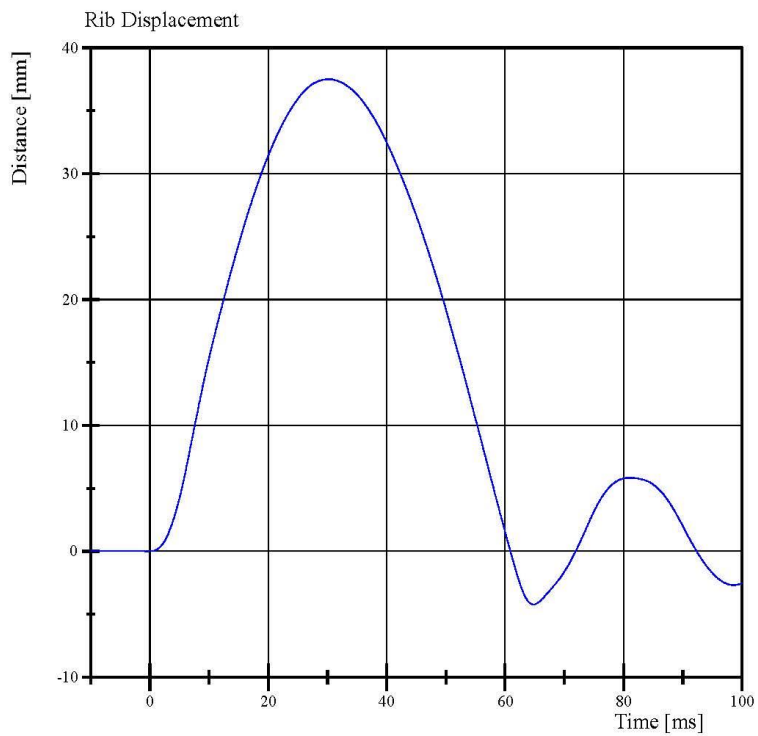
Drop Height: 462

Rib Module: 175-4008-A-06-017

Rib Foam: 175-4003-05125

Transportation Research Center Inc.

3.0 m/s Lower Full Rib Module
ES-2re Serial No. F030 Certification No. 51-1
Test Date: 11/19/2017



Filter Class: CFC_180
Max: 37.5 mm at 30.2 ms
Min: -4.2 mm at 64.8 ms

Specification Source: CFR49 Part 572 Subpart U
with Polarity in accordance with J211

11.19.2017 12:15:48 502



Transportation Research Center Inc.

4.0 m/s Lower Full Rib Module
ES-2re Serial No. F030 Certification No. 51-1
Test Date: 11/19/2017

Test Parameter	Specification	Test Results	Pass
Temperature	20.6 - 22.2 °C	21.8 °C	Yes
Relative Humidity	10 - 70 %	34 %	Yes
4.0 m/s Test Rib Displacement (807 mm to 823 mm)	46 - 51 mm	48.5 mm	Yes

Test meets specifications.

Condition: Used

Comments:

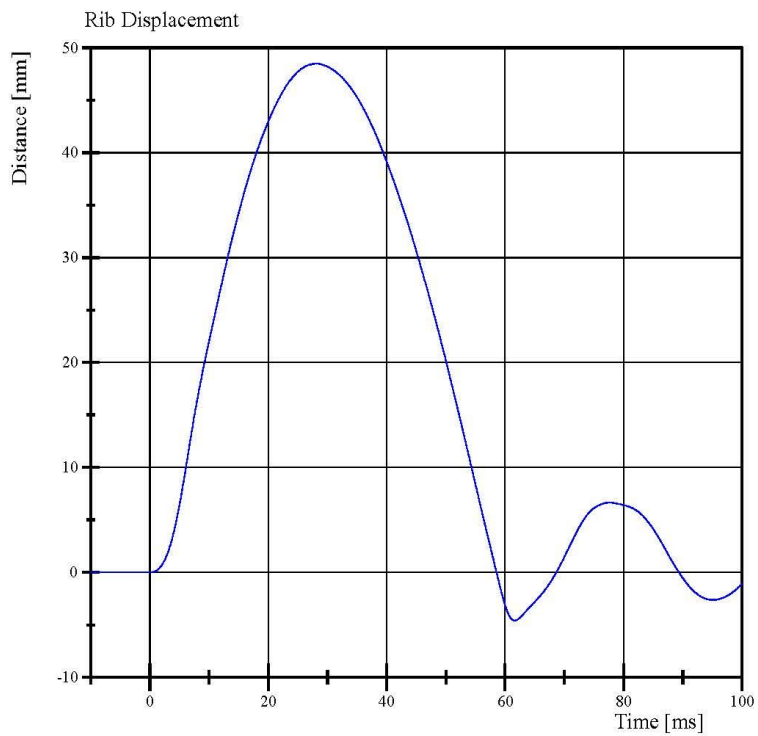
Drop Height: 816mm

Rib Module: 175-4008-A-06-017

Rib Foam: 175-4003-05125

Transportation Research Center Inc.

4.0 m/s Lower Full Rib Module
ES-2re Serial No. F030 Certification No. 51-1
Test Date: 11/19/2017



Filter Class: CFC_180
Max: 48.5 mm at 28.2 ms
Min: -4.6 mm at 61.6 ms

Specification Source: CFR49 Part 572 Subpart U
with Polarity in accordance with J211

11.19.2017 12:14:40 418



Transportation Research Center Inc.

Left Lower Thorax
ES-2re Serial No. F030 Certification No. 51-2
Test Date: 11/19/2017

Test Parameter	Specification	Test Results	Pass
Temperature	20.6 - 22.2 °C	21.8 °C	Yes
Relative Humidity	10 - 70 %	33 %	Yes
Impactor Velocity	5.4 - 5.60 m/s	5.534 m/s	Yes
Peak Impactor Force after 6 ms	(-5,100) - (-6,200) N	-5,115.3 N	Yes
Upper Rib Displacement	34 - 41 mm	36.9 mm	Yes
Center Rib Displacement	37 - 45 mm	41.1 mm	Yes
Lower Rib Displacement	37 - 44 mm	41.6 mm	Yes

Test meets specifications.

Condition: Used

Comments:

Upper Rib

Rib Module: 175-4008-A

Rib Foam: 175-4003-07229

Center Rib

Rib Module: 175-4008-A

Rib Foam: E2A-DCT-04082

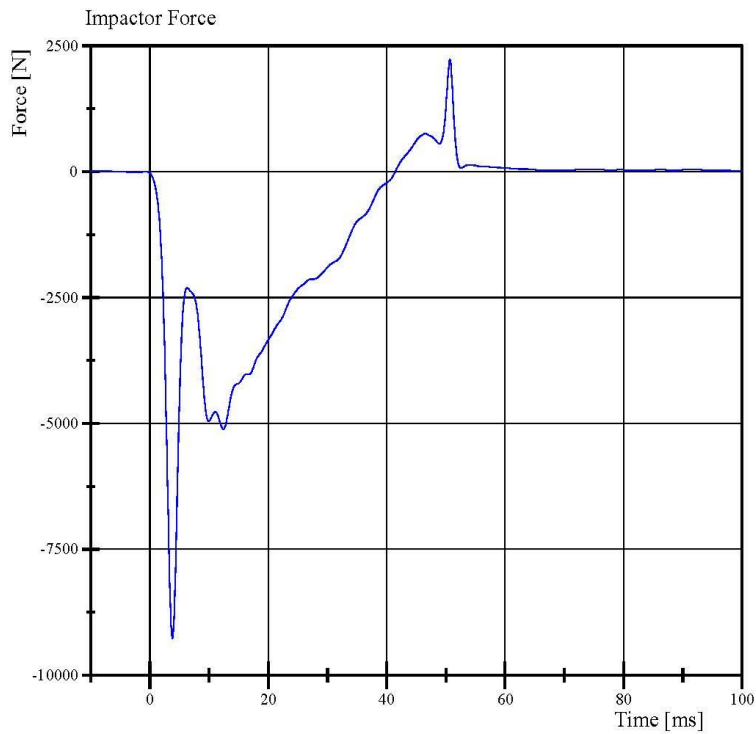
Lower Rib

Rib Module: 175-4008-A-06-017

Rib Foam: 175-4003-05125

Transportation Research Center Inc.

Left Lower Thorax
ES-2re Serial No. F030 Certification No. 51-2
Test Date: 11/19/2017



Filter Class: CFC_180
Max: 2,229.8 N at 50.6 ms
Min: -9,273.2 N at 3.8 ms

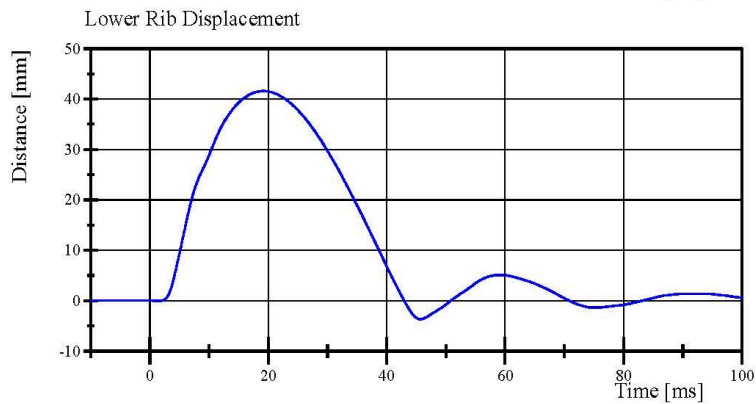
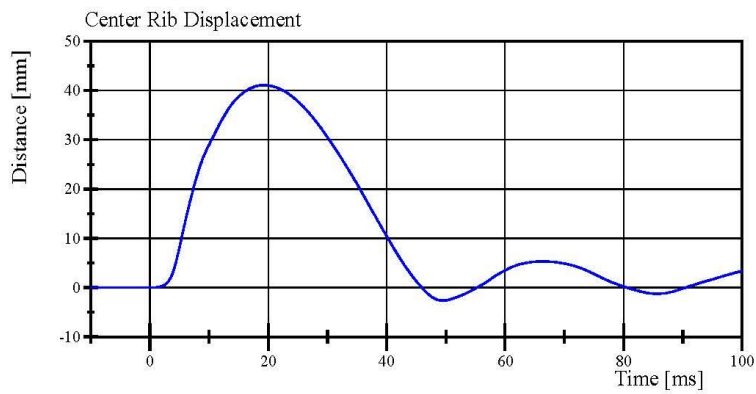
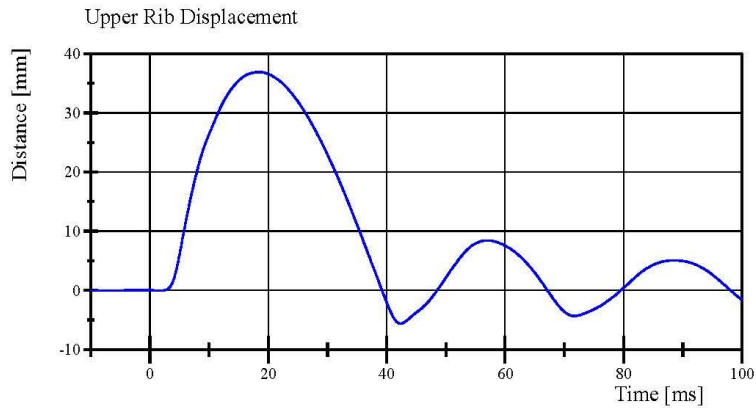
Specification Source: CFR49 Part 572 Subpart U
with Polarity in accordance with J211

11.19.2017 16:05:59 395



Transportation Research Center Inc.

Left Lower Thorax
ES-2re Serial No. F030 Certification No. 51-2
Test Date: 11/19/2017



Specification Source: CFR49 Part 572 Subpart U
with Polarity in accordance with J211

11.19.2017 16:05:59 395



Transportation Research Center Inc.

Left Lateral Abdomen
ES-2re Serial No. F030 Certification No. 51-1
Test Date: 11/19/2017

Test Parameter	Specification	Test Results	Pass
Temperature	20.6 - 22.2 °C	21.4 °C	Yes
Relative Humidity	10 - 70 %	36 %	Yes
Test Probe Velocity	3.9 - 4.1 m/s	4.09 m/s	Yes
Test Probe Force			
Peak	4,000 - 4,800 N	4,152.5 N	Yes
Time of Peak	10.6 - 13.0 ms	11.92 ms	Yes
Total Abdominal Force			
Peak	2,200 - 2,700 N	2,363.3 N	Yes
Time of Peak	10.0 - 12.3 ms	11.20 ms	Yes

Test meets specifications.

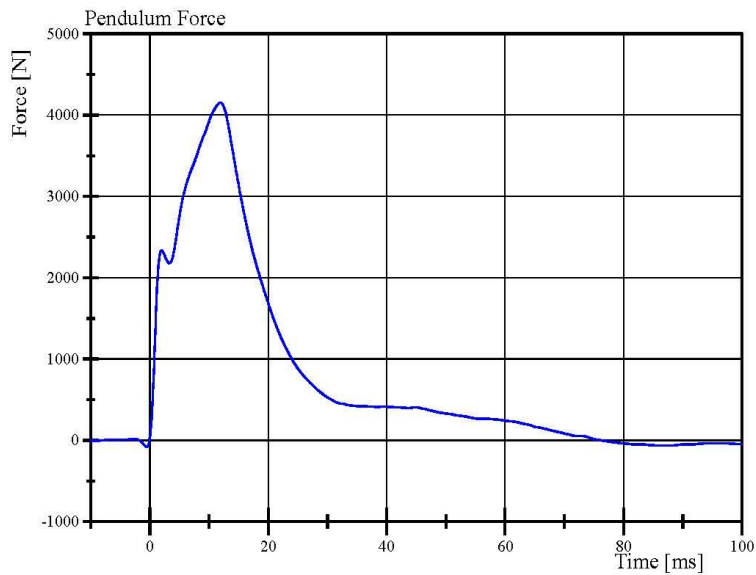
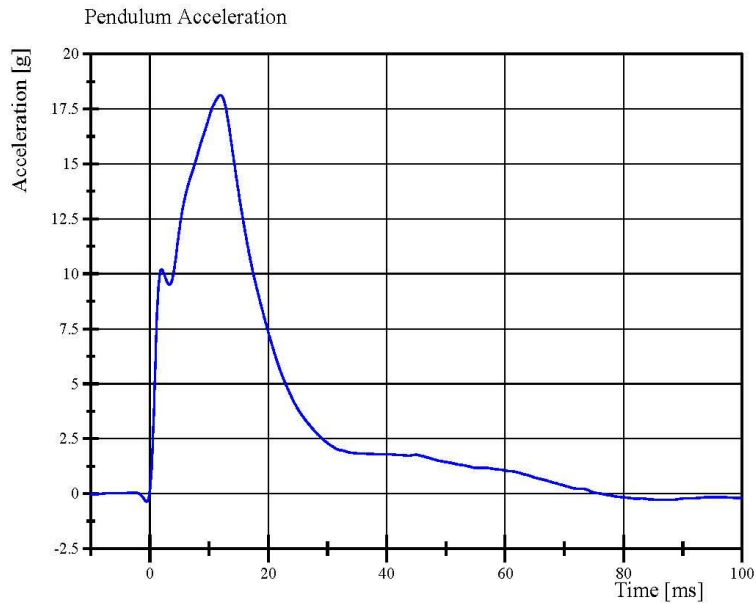
Condition: Used

Comments:

Abdomen S/N: 1066

Transportation Research Center Inc.

Left Lateral Abdomen
ES-2re Serial No. F030 Certification No. 51-1
Test Date: 11/19/2017



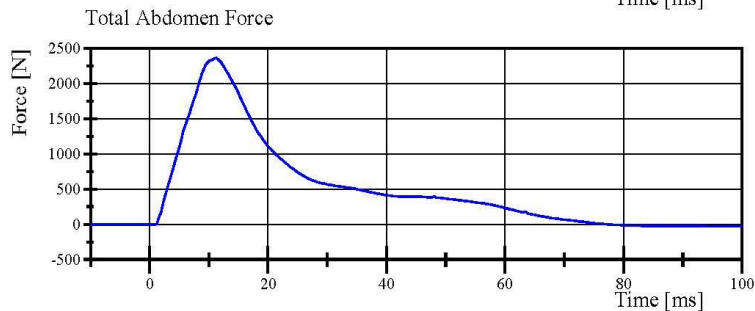
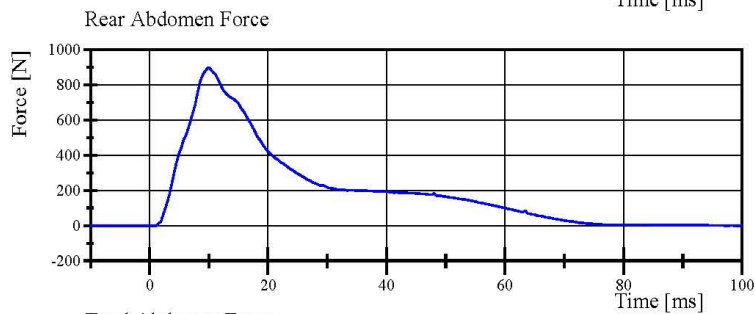
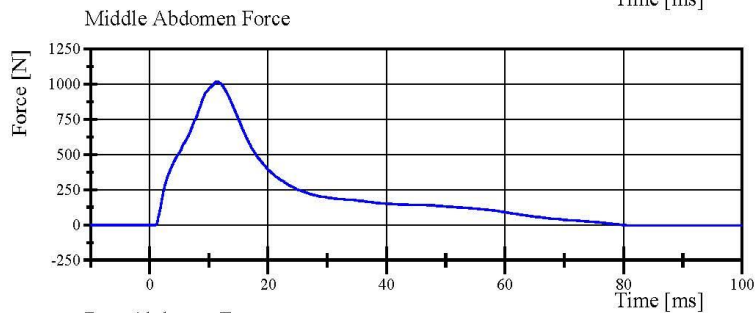
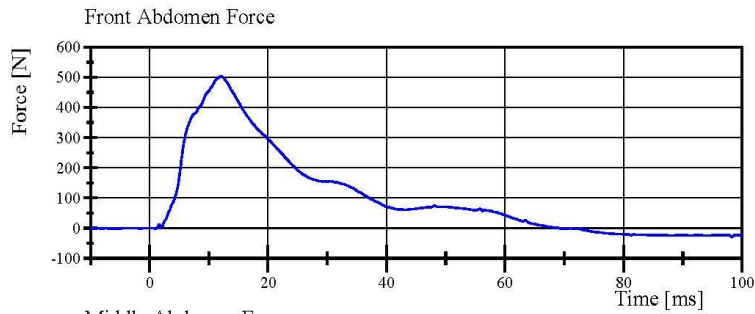
Specification Source: CFR49 Part 572 Subpart U
with Polarity in accordance with J211

11.19.2017 15:37:25 519



Transportation Research Center Inc.

Left Lateral Abdomen
ES-2re Serial No. F030 Certification No. 51-1
Test Date: 11/19/2017



Specification Source: CFR49 Part 572 Subpart U
with Polarity in accordance with J211

11.19.2017 15:37:25 519



Transportation Research Center Inc.

Left Lateral Lumbar
ES-2re Serial No. F030 Certification No. 51-3
Test Date: 11/17/2017

Test Parameter	Specification	Test Results	Pass
Temperature	20.6 - 22.2 °C	21.1 °C	Yes
Relative Humidity	10 - 70 %	34 %	Yes
Pendulum Integrated Velocity Change within Corridor	Yes	Yes	Yes
Pendulum Velocity	(-5.95) - (-6.15) m/s	-6.080 m/s	Yes
Maximum Headform Flexion			
Peak	(-45) - (-55) deg	-51.8 deg	Yes
Time of Peak	39 - 53 ms	43.9 ms	Yes
Headform Flexion Decay			
- Peak to Zero	37 - 57 ms	39.5 ms	Yes

Test meets specifications.

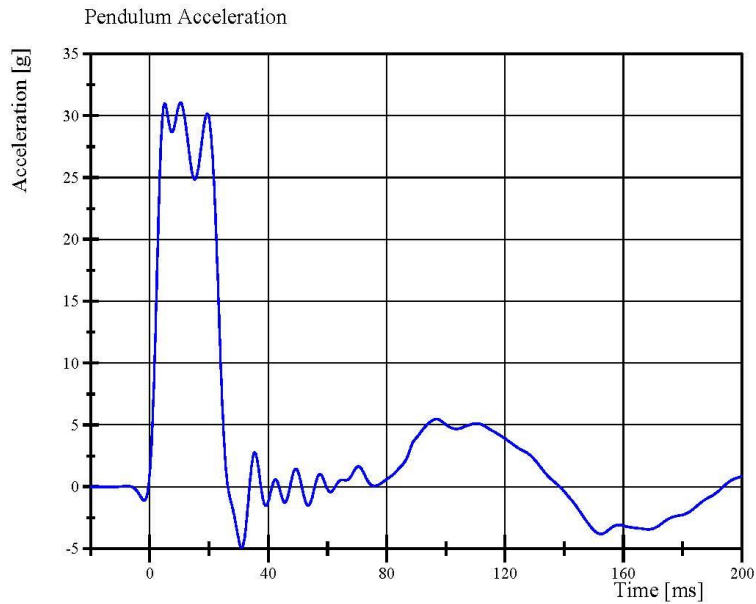
Condition: Used

Comments:

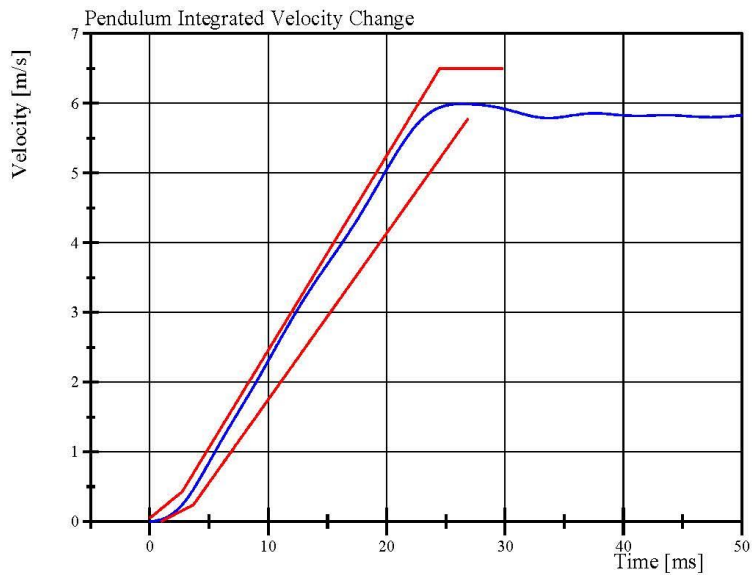
Lumbar S/N: 50375

Transportation Research Center Inc.

Left Lateral Lumbar
ES-2re Serial No. F030 Certification No. 51-3
Test Date: 11/17/2017



Filter Class: CFC_60
Max: 31.1 g at 10.4 ms
Min: -4.9 g at 31.0 ms



Filter Class: CFC_60
Max: 6.0 m/s at 26.4 ms
Min: 0.0 m/s at 0.0 ms

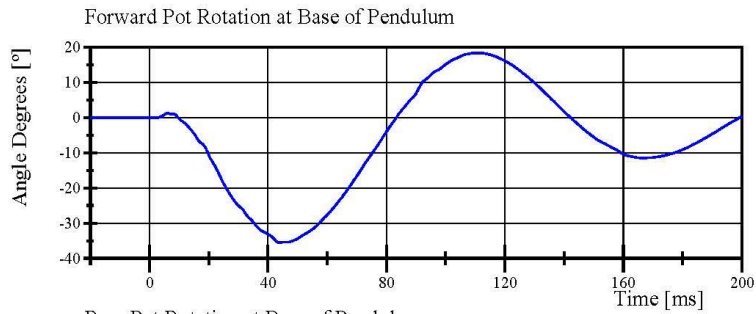
Specification Source: CFR49 Part 572 Subpart U
with Polarity in accordance with J211

11.17.2017 12:54:28 639

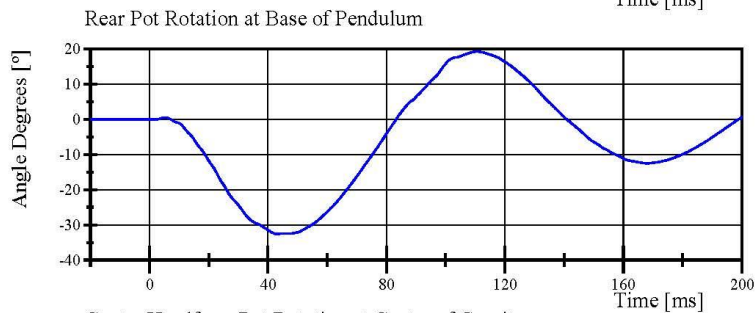


Transportation Research Center Inc.

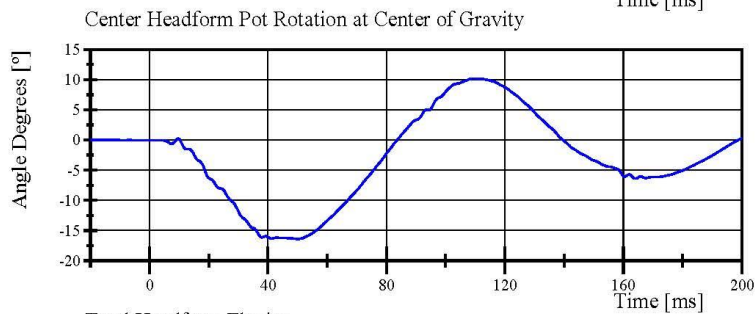
Left Lateral Lumbar
ES-2re Serial No. F030 Certification No. 51-3
Test Date: 11/17/2017



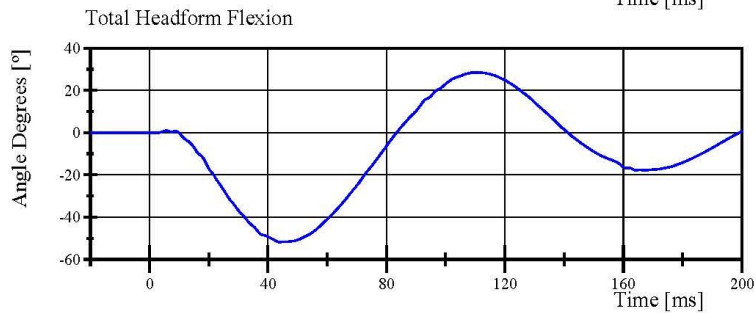
Filter Class: CFC_180
Max: 18.3 ° at 109.7 ms
Min: -35.6 ° at 43.8 ms



Filter Class: CFC_180
Max: 19.3 ° at 110.6 ms
Min: -32.6 ° at 43.0 ms



Filter Class: CFC_180
Max: 10.2 ° at 109.1 ms
Min: -16.4 ° at 50.1 ms



Filter Class: CFC_180
Max: 28.5 ° at 109.4 ms
Min: -51.8 ° at 43.9 ms

Specification Source: CFR49 Part 572 Subpart U
with Polarity in accordance with J211

11.17.2017 12:54:29 639



Transportation Research Center Inc.

Left Lateral Pelvis
ES-2re Serial No. F030 Certification No. 51-1
Test Date: 11/19/2017

Test Parameter	Specification	Test Results	Pass
Temperature	20.6 - 22.2 °C	21.7 °C	Yes
Relative Humidity	10 - 70 %	36 %	Yes
Test Probe Velocity	4.2 - 4.4 m/s	4.36 m/s	Yes
Test Probe Force			
Peak	4,700 - 5,400 N	5,211.8 N	Yes
Time of Peak	11.8 - 16.1 ms	13.12 ms	Yes
Pubic Symphysis Force			
Peak	(-1,230) - (-1,590) N	-1,310.7 N	Yes
Time of Peak	12.2 - 17.0 ms	13.04 ms	Yes

Test meets specifications.

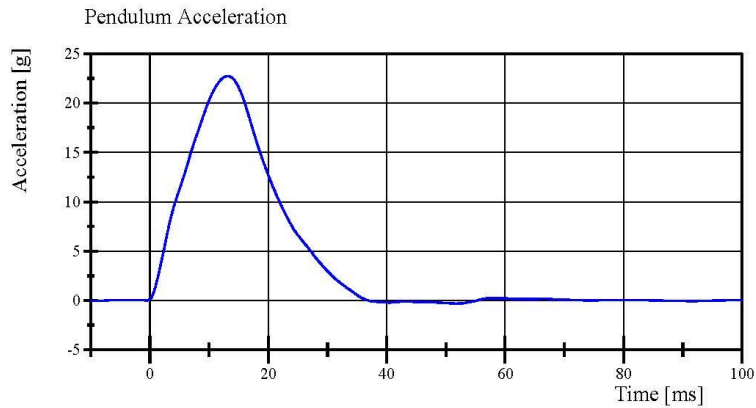
Condition: Used

Comments:

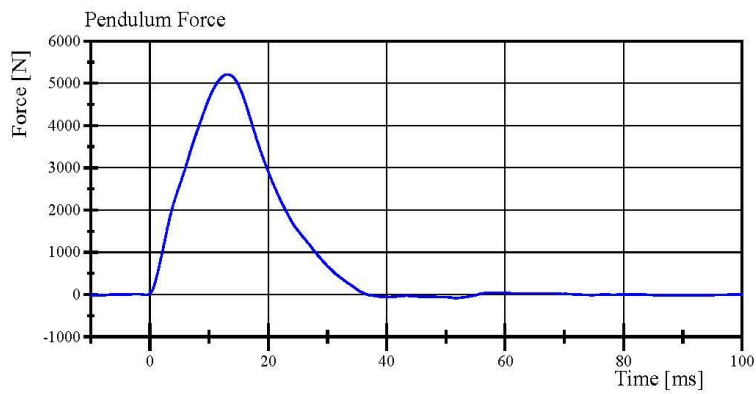
Pelvis Skin S/N: N/A

Transportation Research Center Inc.

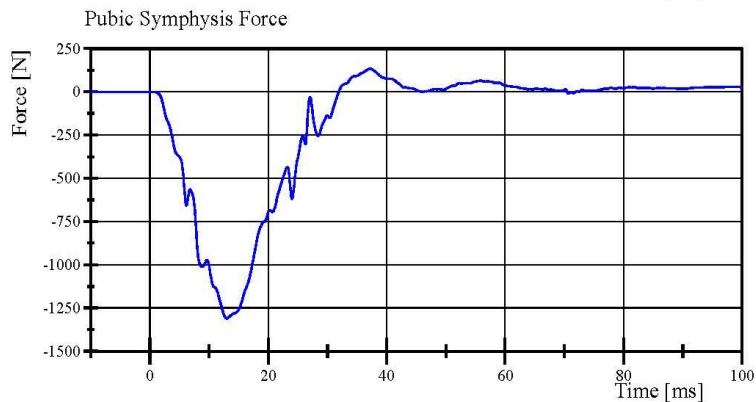
Left Lateral Pelvis
ES-2re Serial No. F030 Certification No. 51-1
Test Date: 11/19/2017



Filter Class: CFC_180
Max: 22.7 g at 13.1 ms
Min: -0.4 g at 51.7 ms



Filter Class: CFC_180
Max: 5,211.8 N at 13.1 ms
Min: -80.4 N at 51.7 ms



Filter Class: CFC_600
Max: 132.5 N at 37.2 ms
Min: -1,310.7 N at 13.0 ms

**Post-Test Calibration Sheets
Driver S/N F030**

Transportation Research Center Inc.
572U ES-2re Dummy
External Dimensions
Serial No. F030 Calibration No. 52

Symbol	Description	Specification	Results	Pass
		mm	mm	
1	Sitting Height	900.0 - 918.0	912	Yes
2	Seat to Shoulder Joint	558.0 - 572.0	560	Yes
3	Seat to Lower Face of Thoracic Spine Box	346.0 - 356.0	349	Yes
4	Seat to Hip Joint (center of bolt)	97.0 - 103.0	97	Yes
5	Sole to Seat, Sitting	433.0 - 451.0	446	Yes
6	Head Width	152.0 - 158.0	155	Yes
7	Shoulder/Arm Width	461.0 - 479.0	475	Yes
8	Thorax Width	322.0 - 332.0	325	Yes
9	Abdomen Width	273.0 - 287.0	280	Yes
10	Pelvis Lap Width	359.0 - 373.0	367	Yes
11	Head Depth	196.0 - 206.0	204	Yes
12	Thorax Depth	262.0 - 272.0	263	Yes
13	Abdomen Depth	194.0 - 204.0	200	Yes
14	Pelvis Depth	235.0 - 245.0	240	Yes
15	Back of Buttocks to Hip Joint (center of bolt)	150.0 - 160.0	156	Yes
16	Back of Buttocks to Front of Knee	597.0 - 615.0	605	Yes

Baseline 10/07/05



Transportation Research Center Inc.

Left Lateral Head Drop
ES-2re Serial No. F030 Certification No. 52-1
Test Date: 12/1/2017

Test Parameter	Specification	Test Results	Pass
Temperature	20.6 - 22.2 °C	21.8 °C	Yes
Relative Humidity	10 - 70 %	33 %	Yes
Peak Resultant Acceleration	125 - 155 g	135.1 g	Yes
Peak Longitudinal Acceleration	(-15) - 15 g	9.0 g	Yes
Is Resultant Acceleration Curve Unimodal within 15% of Main Pulse?	Yes	Yes	Yes

Test meets specifications.

Condition: Used

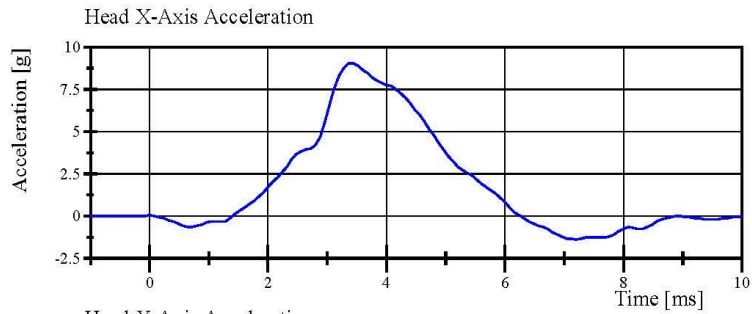
Comments:

Head Skin S/N: DP6812

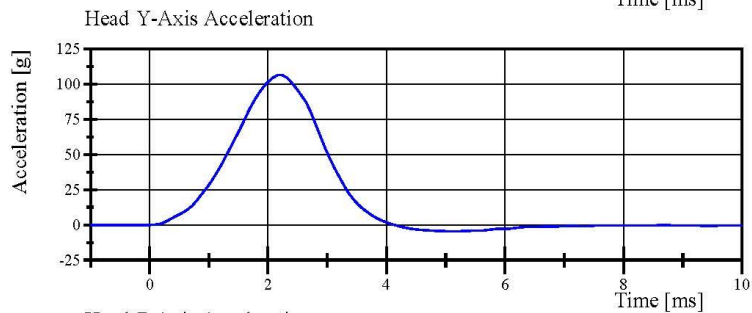
Skull S/N: N/A

Transportation Research Center Inc.

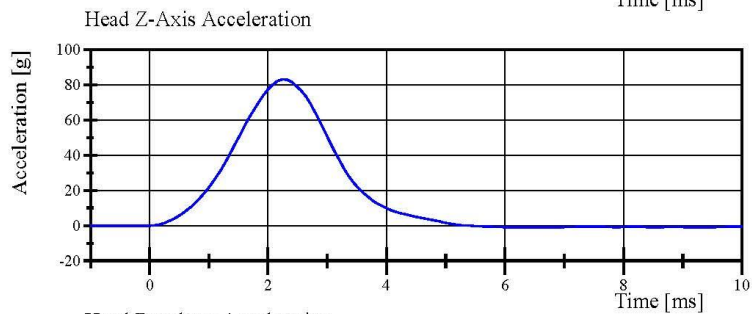
Left Lateral Head Drop
ES-2re Serial No. F030 Certification No. 52-1
Test Date: 12/1/2017



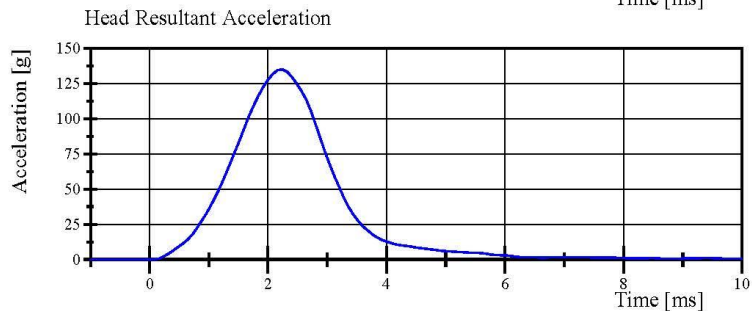
Filter Class: CFC_1000
Max: 9.0 g at 3.4 ms
Min: -1.4 g at 7.2 ms



Filter Class: CFC_1000
Max: 106.4 g at 2.2 ms
Min: -4.6 g at 5.1 ms



Filter Class: CFC_1000
Max: 83.2 g at 2.2 ms
Min: -0.9 g at 6.3 ms



Filter Class: CFC_1000
Max: 135.1 g at 2.2 ms
Min: 0.0 g at +0.8 ms

Specification Source: CFR49 Part 572 Subpart U
with Polarity in accordance with J211

12.01.2017 08:13:24 326



Transportation Research Center Inc.

Left Lateral Neck
ES-2re Serial No. F030 Certification No. 52-1
Test Date: 12/1/2017

Test Parameter	Specification	Test Results	Pass
Temperature	20.6 - 22.2 °C	21.9 °C	Yes
Relative Humidity	10 - 70 %	34 %	Yes
Pendulum Integrated Velocity Change within Corridor	Yes	Yes	Yes
Pendulum Velocity	(-3.3) - (-3.5) m/s	-3.38 m/s	Yes
Maximum Headform Flexion			
Peak	(-49) - (-59) deg	-52.6 deg	Yes
Time of Peak	54 - 66 ms	60.3 ms	Yes
Headform Flexion Decay			
- Peak to Zero	53 - 88 ms	64.0 ms	Yes

Test meets specifications.

Condition: Used

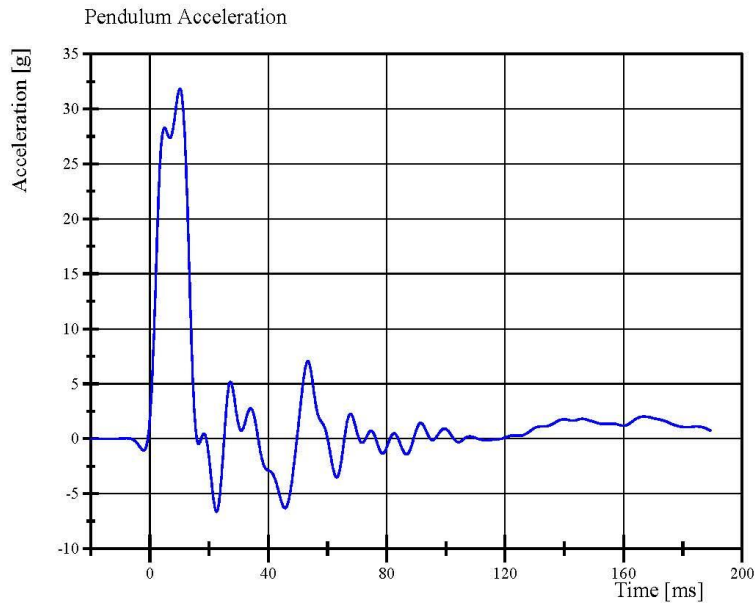
Comments:

Neck S/N: DI5031

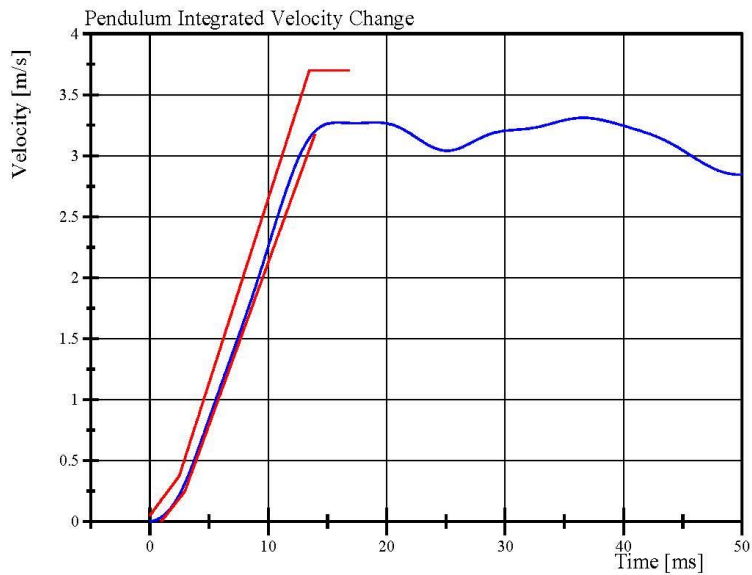
Neck Buffer Molded(Yellow) S/N: N/A

Transportation Research Center Inc.

Left Lateral Neck
ES-2re Serial No. F030 Certification No. 52-1
Test Date: 12/1/2017



Filter Class: CFC_60
Max: 31.8 g at 10.2 ms
Min: -6.6 g at 22.6 ms



Filter Class: CFC_60
Max: 3.3 m/s at 36.6 ms
Min: 0.0 m/s at 0.0 ms

Specification Source: CFR49 Part 572 Subpart U
with Polarity in accordance with J211

12.01.2017 09:28:38 1457

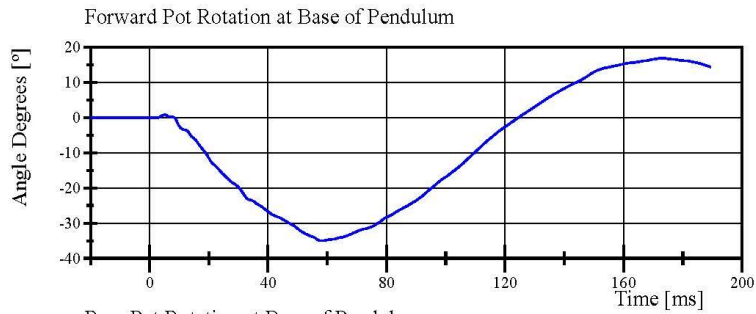


Transportation Research Center Inc.

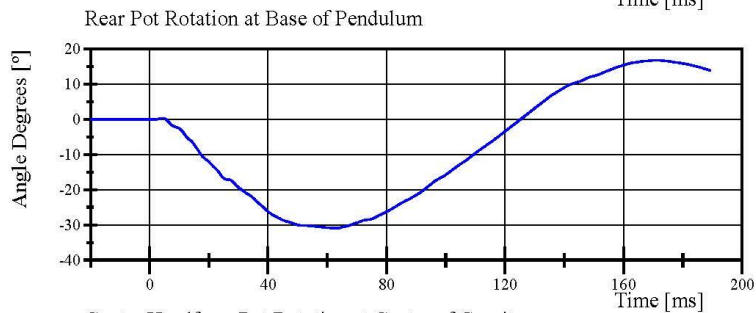
Left Lateral Neck

ES-2re Serial No. F030 Certification No. 52-1

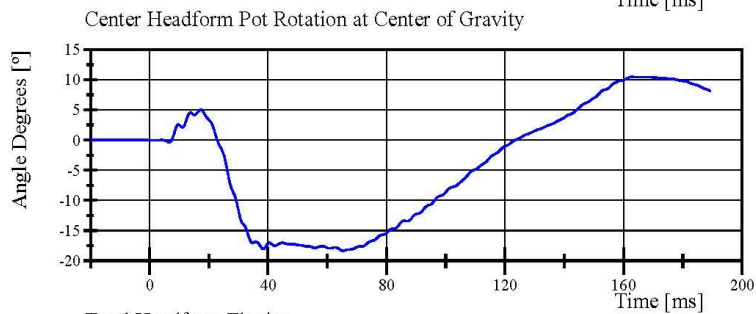
Test Date: 12/1/2017



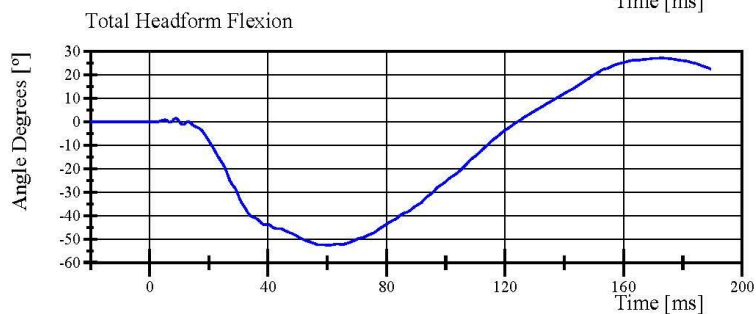
Filter Class: CFC_180
Max: 16.9 ° at 173.1 ms
Min: -35.0 ° at 57.9 ms



Filter Class: CFC_180
Max: 16.8 ° at 171.0 ms
Min: -30.9 ° at 62.8 ms



Filter Class: CFC_180
Max: 10.5 ° at 163.0 ms
Min: -18.3 ° at 65.3 ms



Filter Class: CFC_180
Max: 27.2 ° at 173.0 ms
Min: -52.6 ° at 60.3 ms

Specification Source: CFR49 Part 572 Subpart U
with Polarity in accordance with J211

12.01.2017 09:28:39 1457



Transportation Research Center Inc.

Left Lateral Shoulder
ES-2re Serial No. F030 Certification No. 52-1
Test Date: 12/1/2017

Test Parameter	Specification	Test Results	Pass
Temperature	20.6 - 22.2 °C	20.9 °C	Yes
Relative Humidity	10 - 70 %	34 %	Yes
Test Probe Velocity	4.2 - 4.4 m/s	4.27 m/s	Yes
Test Probe Acceleration	(-7.5) - (-10.5) g	-9.39 g	Yes

Test meets specifications.

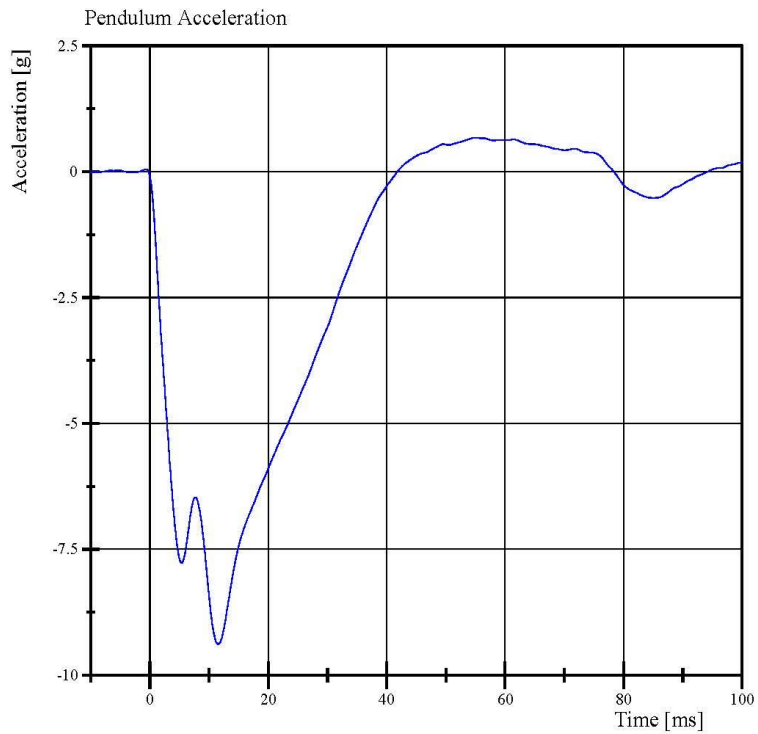
Condition: Used

Comments:

Arm S/N: 175-3501-07014

Transportation Research Center Inc.

Left Lateral Shoulder
ES-2re Serial No. F030 Certification No. 52-1
Test Date: 12/1/2017



Filter Class: CFC_180
Max: 0.7 g at 55.0 ms
Min: -9.4 g at 11.5 ms

Specification Source: CFR49 Part 572 Subpart U
with Polarity in accordance with J211

12.01.2017 13:22:41 543



Transportation Research Center Inc.

3.0 m/s Upper Upper Full Rib Module
ES-2re Serial No. F030 Certification No. 52-1
Test Date: 12/1/2017

Test Parameter	Specification	Test Results	Pass
Temperature	20.6 - 22.2 °C	21.3 °C	Yes
Relative Humidity	10 - 70 %	36 %	Yes
3.0 m/s Test Rib Displacement (454 mm to 464 mm)	36 - 40 mm	37.3 mm	Yes

Test meets specifications.

Condition: Used

Comments:

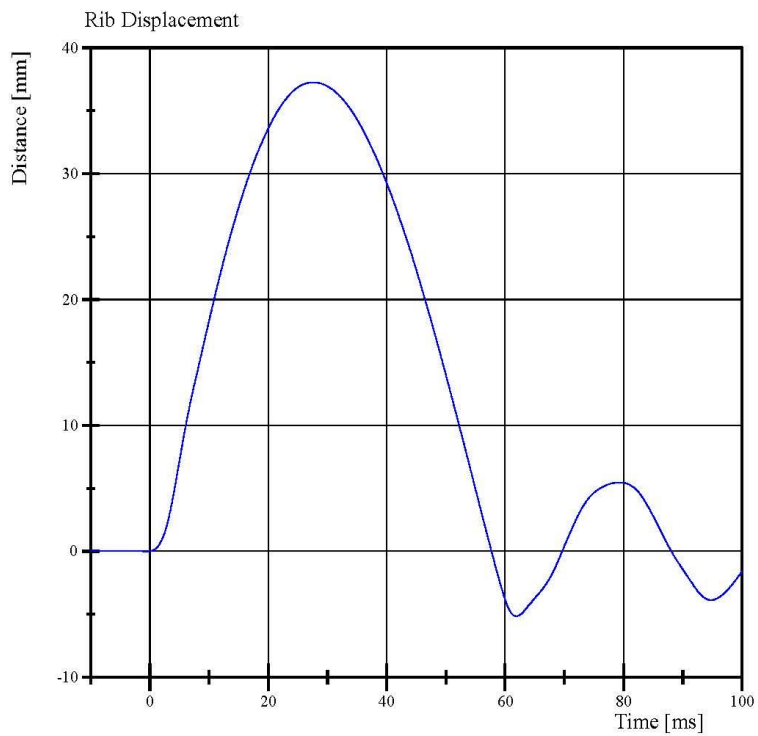
Drop Height: 462mm

Rib Module: 175-4008-A

Rib Foam: 07229

Transportation Research Center Inc.

3.0 m/s Upper Upper Full Rib Module
ES-2re Serial No. F030 Certification No. 52-1
Test Date: 12/1/2017



Filter Class: CFC_180
Max: 37.3 mm at 27.6 ms
Min: -5.2 mm at 61.8 ms

Specification Source: CFR49 Part 572 Subpart U
with Polarity in accordance with J211

12.01.2017 10:34:42 552



Transportation Research Center Inc.

4.0 m/s Upper Upper Full Rib Module
ES-2re Serial No. F030 Certification No. 52-1
Test Date: 12/1/2017

Test Parameter	Specification	Test Results	Pass
Temperature	20.6 - 22.2 °C	21.9 °C	Yes
Relative Humidity	10 - 70 %	35 %	Yes
4.0 m/s Test Rib Displacement (807 mm to 823 mm)	46 - 51 mm	46.8 mm	Yes

Test meets specifications.

Condition: Used

Comments:

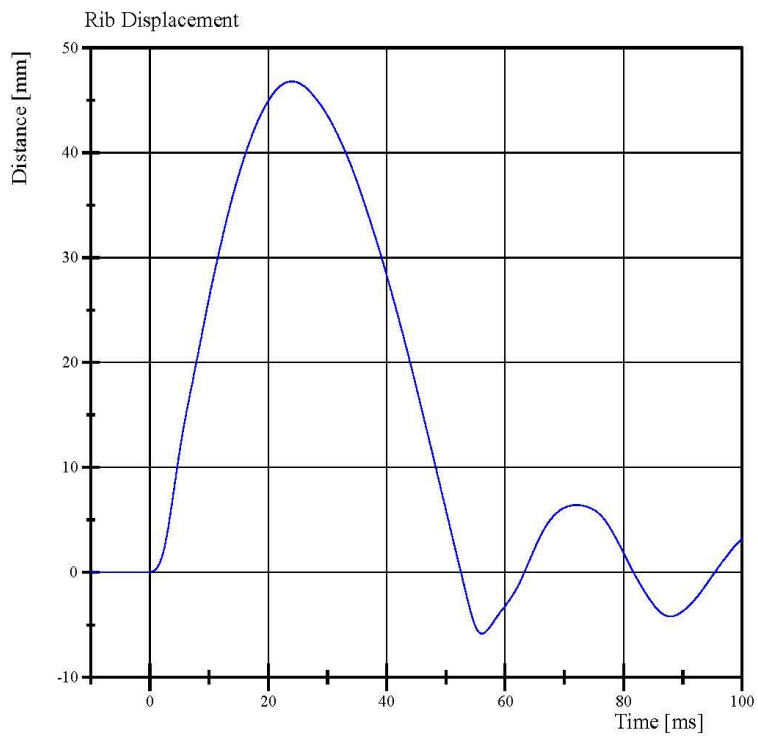
Drop Height: 816mm

Rib Module: 175-4008-A

Rib Foam: 07229

Transportation Research Center Inc.

4.0 m/s Upper Upper Full Rib Module
ES-2re Serial No. F030 Certification No. 52-1
Test Date: 12/1/2017



Filter Class: CFC_180
Max: 46.8 mm at 24.0 ms
Min: -5.8 mm at 56.1 ms

Specification Source: CFR49 Part 572 Subpart U
with Polarity in accordance with J211

12.01.2017 10:27:04 456



Transportation Research Center Inc.

3.0 m/s Center Full Rib Module
ES-2re Serial No. F030 Certification No. 52-1
Test Date: 12/1/2017

Test Parameter	Specification	Test Results	Pass
Temperature	20.6 - 22.2 °C	21.8 °C	Yes
Relative Humidity	10 - 70 %	33 %	Yes
3.0 m/s Test Rib Displacement (454 mm to 464 mm)	36 - 40 mm	37.2 mm	Yes

Test meets specifications.

Condition: Used

Comments:

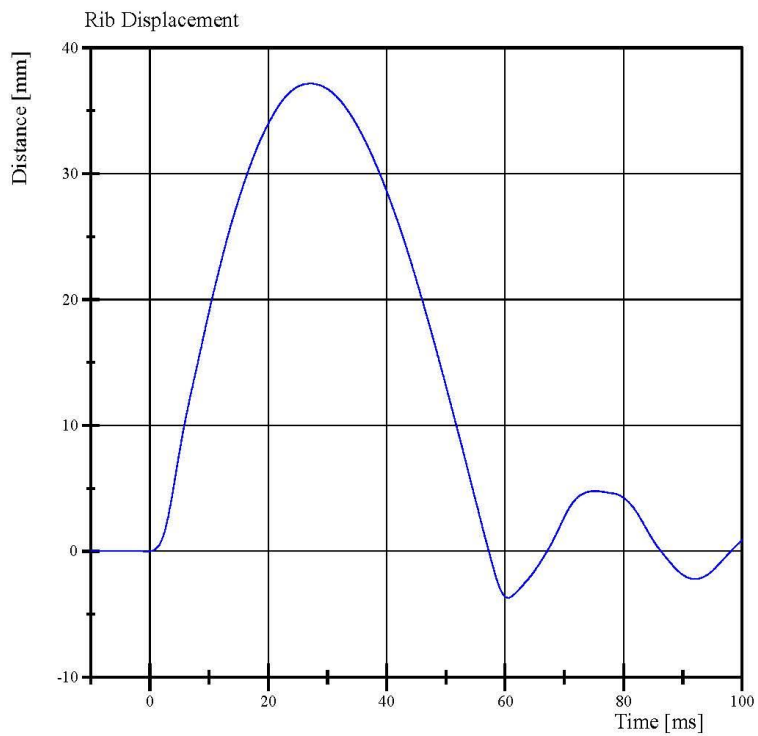
Drop Height: 462mm

Rib Module: 175-4008-A

Rib Foam: E2A-DCT-04082

Transportation Research Center Inc.

3.0 m/s Center Full Rib Module
ES-2re Serial No. F030 Certification No. 52-1
Test Date: 12/1/2017



Filter Class: CFC_180
Max: 37.2 mm at 27.1 ms
Min: -3.7 mm at 60.5 ms

Specification Source: CFR49 Part 572 Subpart U
with Polarity in accordance with J211

12.01.2017 10:51:26 553



Transportation Research Center Inc.

4.0 m/s Center Full Rib Module
ES-2re Serial No. F030 Certification No. 52-1
Test Date: 12/1/2017

Test Parameter	Specification	Test Results	Pass
Temperature	20.6 - 22.2 °C	21.9 °C	Yes
Relative Humidity	10 - 70 %	33 %	Yes
4.0 m/s Test Rib Displacement (807 mm to 823 mm)	46 - 51 mm	48.6 mm	Yes

Test meets specifications.

Condition: Used

Comments:

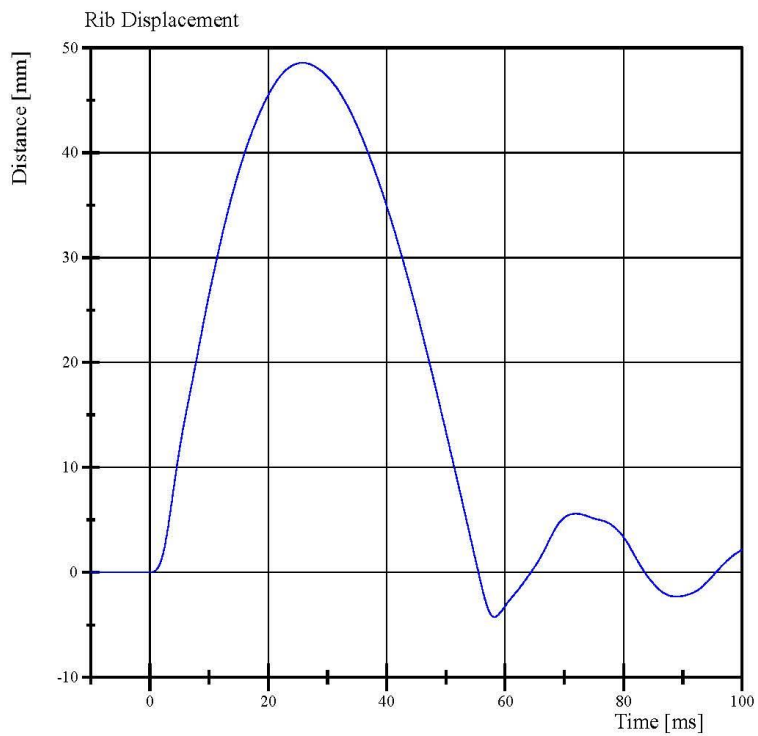
Drop Height: 816mm

Rib Module: 175-4008-A

Rib Foam: E2A-DCT-04082

Transportation Research Center Inc.

4.0 m/s Center Full Rib Module
ES-2re Serial No. F030 Certification No. 52-1
Test Date: 12/1/2017



Filter Class: CFC_180
Max: 48.6 mm at 25.8 ms
Min: -4.3 mm at 58.2 ms

Specification Source: CFR49 Part 572 Subpart U
with Polarity in accordance with J211

12.01.2017 10:42:49 460



Transportation Research Center Inc.

3.0 m/s Lower Full Rib Module
ES-2re Serial No. F030 Certification No. 52-1
Test Date: 12/1/2017

Test Parameter	Specification	Test Results	Pass
Temperature	20.6 - 22.2 °C	21.9 °C	Yes
Relative Humidity	10 - 70 %	35 %	Yes
3.0 m/s Test Rib Displacement (454 mm to 464 mm)	36 - 40 mm	37.9 mm	Yes

Test meets specifications.

Condition: Used

Comments:

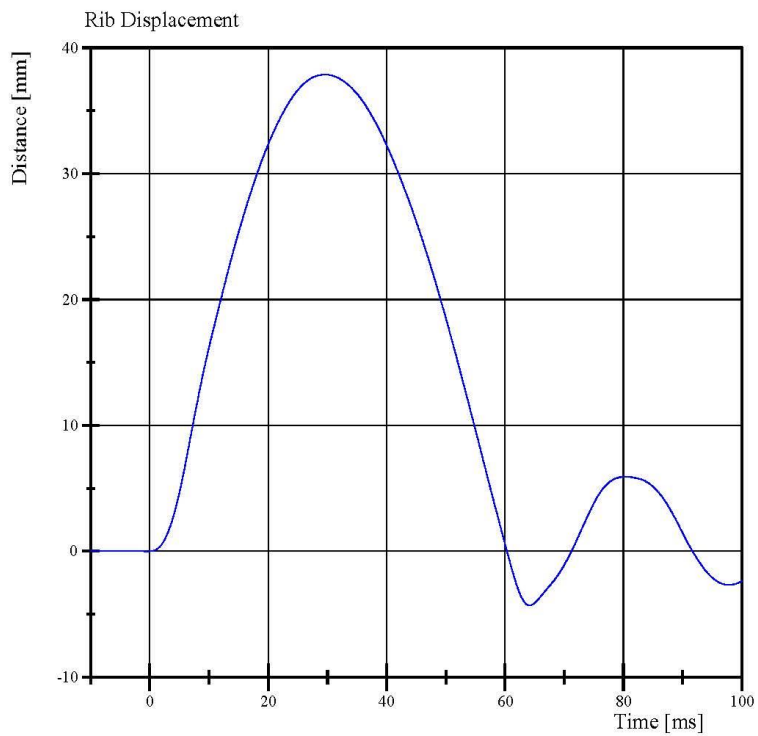
Drop Height: 462mm

Rib Module: 175-4008-A-06-017

Rib Foam: 175-4003-05125

Transportation Research Center Inc.

3.0 m/s Lower Full Rib Module
ES-2re Serial No. F030 Certification No. 52-1
Test Date: 12/1/2017



Filter Class: CFC_180
Max: 37.9 mm at 29.6 ms
Min: -4.3 mm at 64.2 ms

Specification Source: CFR49 Part 572 Subpart U
with Polarity in accordance with J211

12.01.2017 11:07:44 520



Transportation Research Center Inc.

4.0 m/s Lower Full Rib Module
ES-2re Serial No. F030 Certification No. 52-1
Test Date: 12/1/2017

Test Parameter	Specification	Test Results	Pass
Temperature	20.6 - 22.2 °C	21.9 °C	Yes
Relative Humidity	10 - 70 %	34 %	Yes
4.0 m/s Test Rib Displacement (807 mm to 823 mm)	46 - 51 mm	48.9 mm	Yes

Test meets specifications.

Condition: Used

Comments:

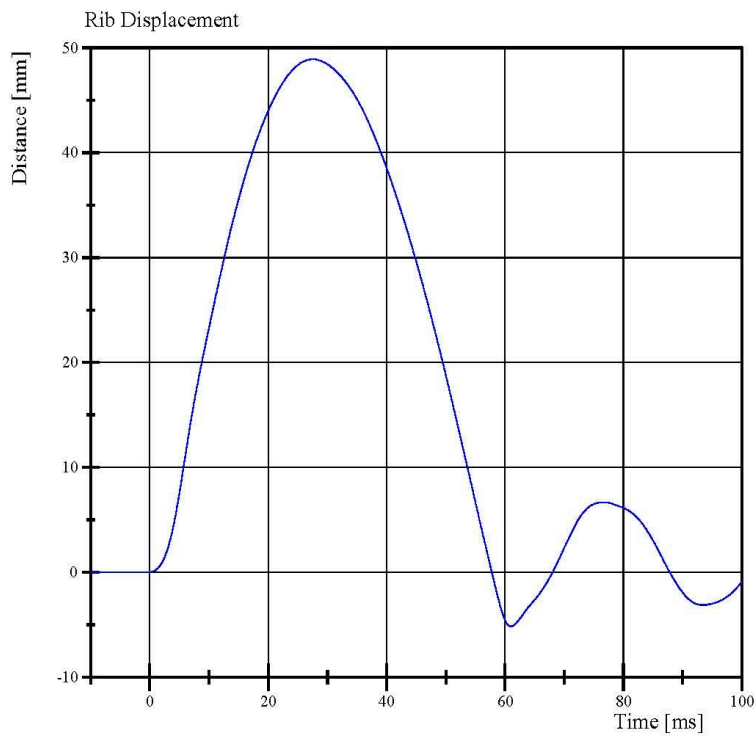
Drop Height: 816mm

Rib Module: 175-4008-A-06-017

Rib Foam: 175-4003-05125

Transportation Research Center Inc.

4.0 m/s Lower Full Rib Module
ES-2re Serial No. F030 Certification No. 52-1
Test Date: 12/1/2017



Filter Class: CFC_180
Max: 48.9 mm at 27.6 ms
Min: -5.2 mm at 61.0 ms

Specification Source: CFR49 Part 572 Subpart U
with Polarity in accordance with J211

12.01.2017 11:02:11 434



Transportation Research Center Inc.

Left Lower Thorax
ES-2re Serial No. F030 Certification No. 52-1
Test Date: 12/1/2017

Test Parameter	Specification	Test Results	Pass
Temperature	20.6 - 22.2 °C	21.7 °C	Yes
Relative Humidity	10 - 70 %	36 %	Yes
Impactor Velocity	5.4 - 5.60 m/s	5.515 m/s	Yes
Peak Impactor Force after 6 ms	(-5,100) - (-6,200) N	-5,317.2 N	Yes
Upper Rib Displacement	34 - 41 mm	37.9 mm	Yes
Center Rib Displacement	37 - 45 mm	42.3 mm	Yes
Lower Rib Displacement	37 - 44 mm	41.2 mm	Yes

Test meets specifications.

Condition: Used

Comments:

Upper Rib

Rib Module: 175-4008-A

Rib Foam: 175-4003-07229

Center Rib

Rib Module: 175-4008-A

Rib Foam: E2A-DCT-04082

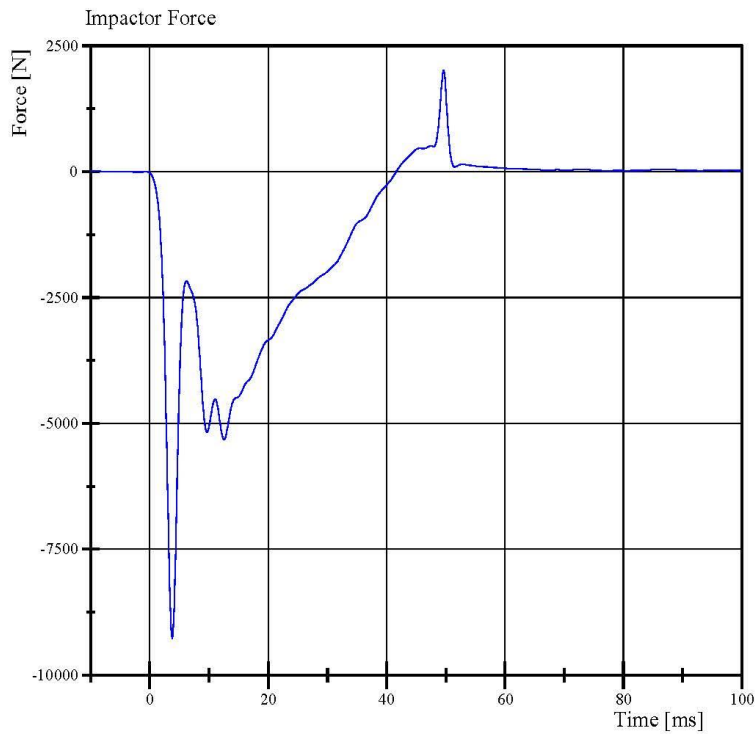
Lower Rib

Rib Module: 175-4008-A-06-017

Rib Foam: 175-4003-05125

Transportation Research Center Inc.

Left Lower Thorax
ES-2re Serial No. F030 Certification No. 52-1
Test Date: 12/1/2017



Filter Class: CFC_180
Max: 2,018.7 N at 49.6 ms
Min: -9,264.0 N at 3.8 ms

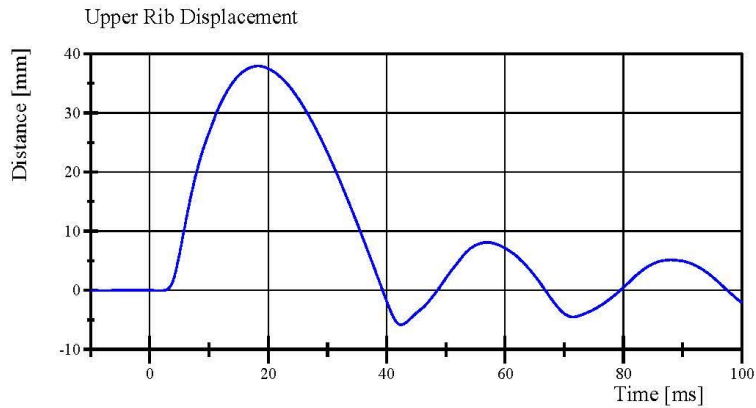
Specification Source: CFR49 Part 572 Subpart U
with Polarity in accordance with J211

12.01.2017 13:35:15 422

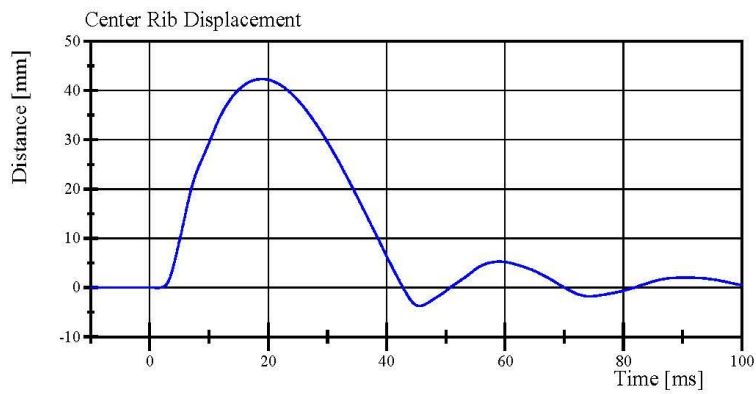


Transportation Research Center Inc.

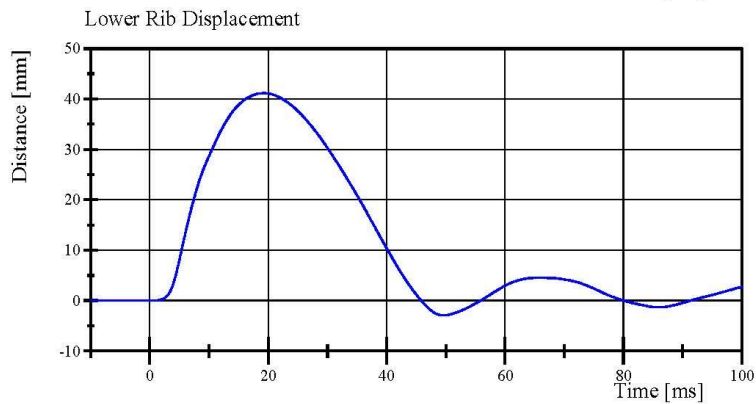
Left Lower Thorax
ES-2re Serial No. F030 Certification No. 52-1
Test Date: 12/1/2017



Filter Class: CFC_180
Max: 37.9 mm at 18.2 ms
Min: -5.8 mm at 42.4 ms



Filter Class: CFC_180
Max: 42.3 mm at 19.0 ms
Min: -3.8 mm at 45.5 ms



Filter Class: CFC_180
Max: 41.2 mm at 19.3 ms
Min: -2.9 mm at 49.7 ms

Specification Source: CFR49 Part 572 Subpart U
with Polarity in accordance with J211

12.01.2017 13:35:16 422



Transportation Research Center Inc.

Left Lateral Abdomen
ES-2re Serial No. F030 Certification No. 52-1
Test Date: 12/1/2017

Test Parameter	Specification	Test Results	Pass
Temperature	20.6 - 22.2 °C	21.8 °C	Yes
Relative Humidity	10 - 70 %	33 %	Yes
Test Probe Velocity	3.9 - 4.1 m/s	4.05 m/s	Yes
Test Probe Force			
Peak	4,000 - 4,800 N	4,275.7 N	Yes
Time of Peak	10.6 - 13.0 ms	11.60 ms	Yes
Total Abdominal Force			
Peak	2,200 - 2,700 N	2,353.6 N	Yes
Time of Peak	10.0 - 12.3 ms	10.72 ms	Yes

Test meets specifications.

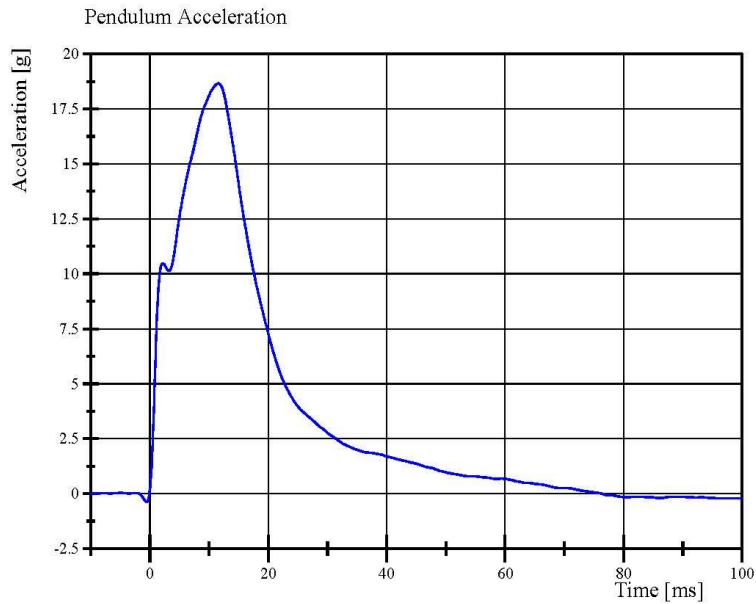
Condition: Used

Comments:

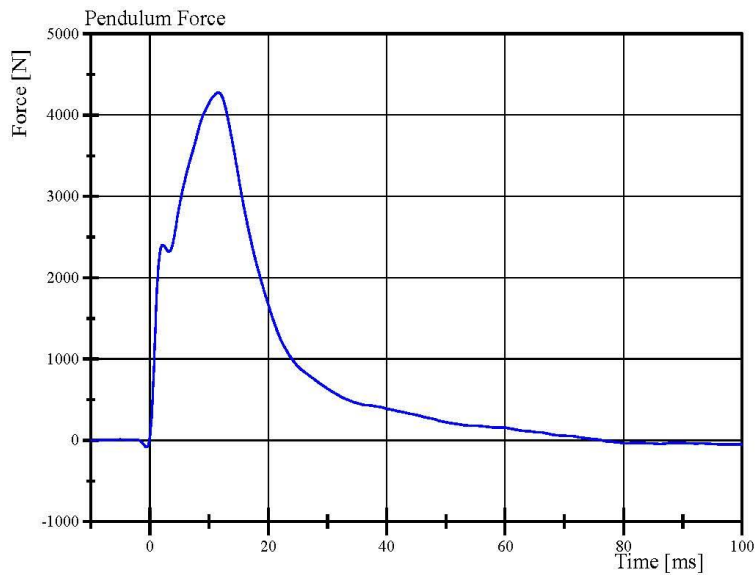
Abdomen S/N: 1066

Transportation Research Center Inc.

Left Lateral Abdomen
ES-2re Serial No. F030 Certification No. 52-1
Test Date: 12/1/2017



Filter Class: CFC_180
Max: 18.7 g at 11.6 ms
Min: -0.4 g at -0.6 ms



Filter Class: CFC_180
Max: 4,275.7 N at 11.6 ms
Min: -84.7 N at -0.6 ms

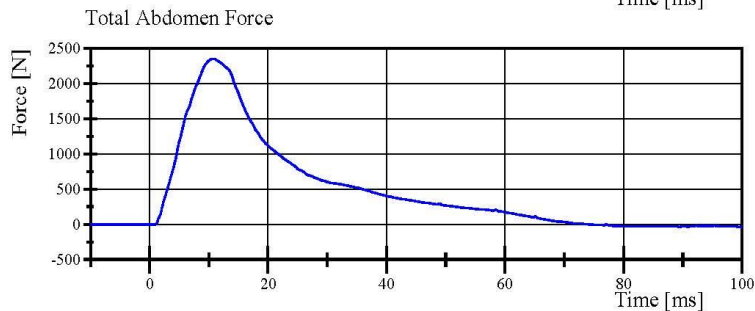
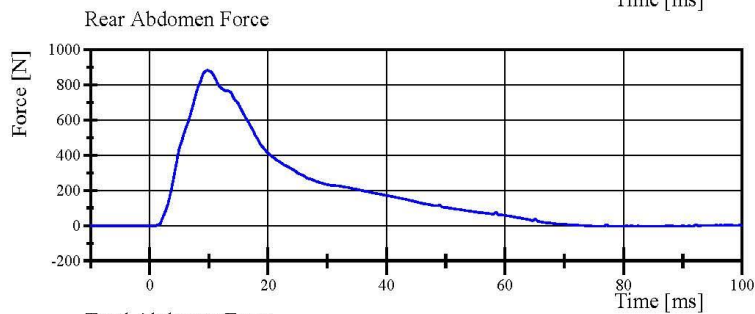
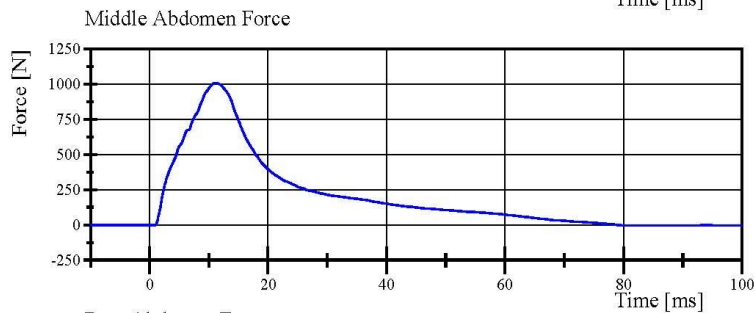
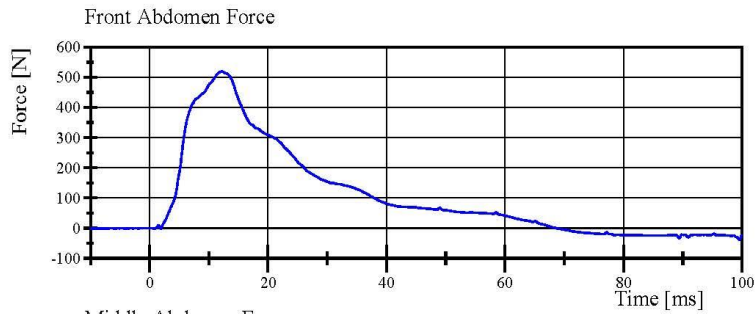
Specification Source: CFR49 Part 572 Subpart U
with Polarity in accordance with J211

12.01.2017 13:52:46 558



Transportation Research Center Inc.

Left Lateral Abdomen
ES-2re Serial No. F030 Certification No. 52-1
Test Date: 12/1/2017



Specification Source: CFR49 Part 572 Subpart U
with Polarity in accordance with J211

12.01.2017 13:52:47 558



Transportation Research Center Inc.

Left Lateral Lumbar
ES-2re Serial No. F030 Certification No. 52-1
Test Date: 12/1/2017

Test Parameter	Specification	Test Results	Pass
Temperature	20.6 - 22.2 °C	21.8 °C	Yes
Relative Humidity	10 - 70 %	33 %	Yes
Pendulum Integrated Velocity Change within Corridor	Yes	Yes	Yes
Pendulum Velocity	(-5.95) - (-6.15) m/s	-6.090 m/s	Yes
Maximum Headform Flexion			
Peak	(-45) - (-55) deg	-53.7 deg	Yes
Time of Peak	39 - 53 ms	47.4 ms	Yes
Headform Flexion Decay			
- Peak to Zero	37 - 57 ms	37.9 ms	Yes

Test meets specifications.

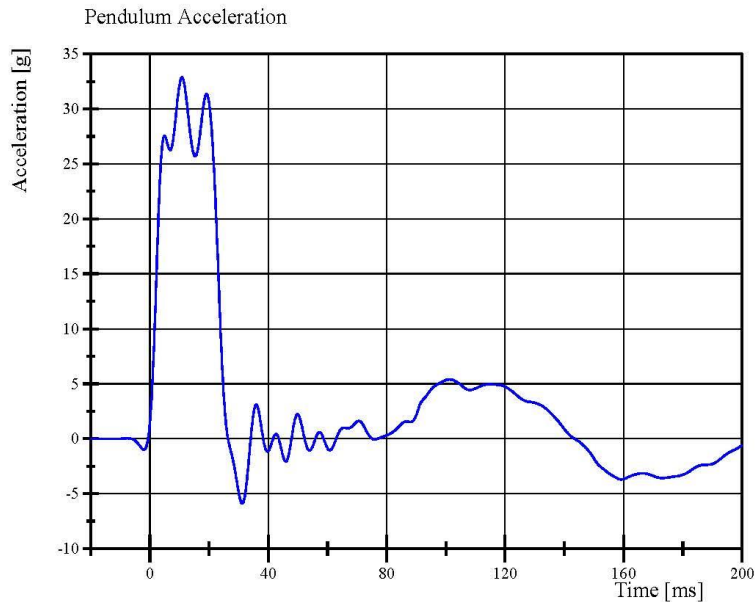
Condition: Used

Comments:

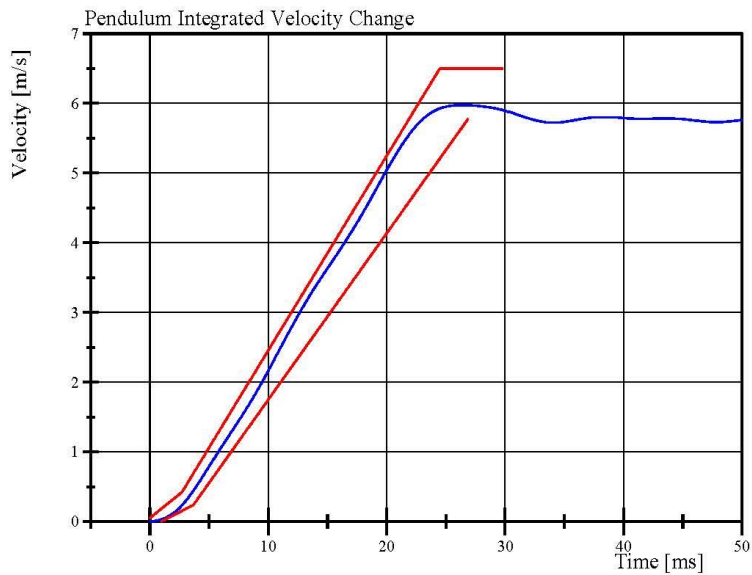
Lumbar S/N: 50375

Transportation Research Center Inc.

Left Lateral Lumbar
ES-2re Serial No. F030 Certification No. 52-1
Test Date: 12/1/2017



Filter Class: CFC_60
Max: 32.9 g at 10.9 ms
Min: -5.9 g at 31.2 ms



Filter Class: CFC_60
Max: 6.0 m/s at 26.4 ms
Min: 0.0 m/s at 0.0 ms

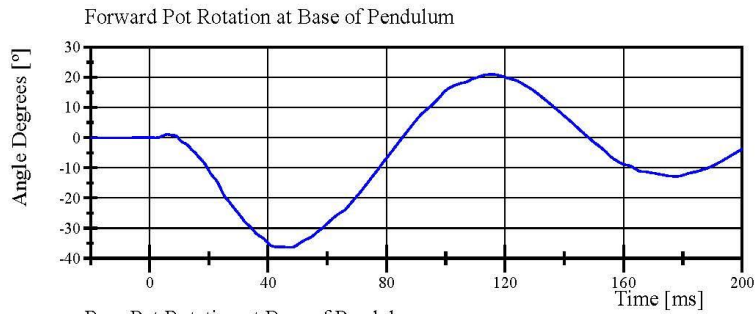
Specification Source: CFR49 Part 572 Subpart U
with Polarity in accordance with J211

12.01.2017 10:19:34 642

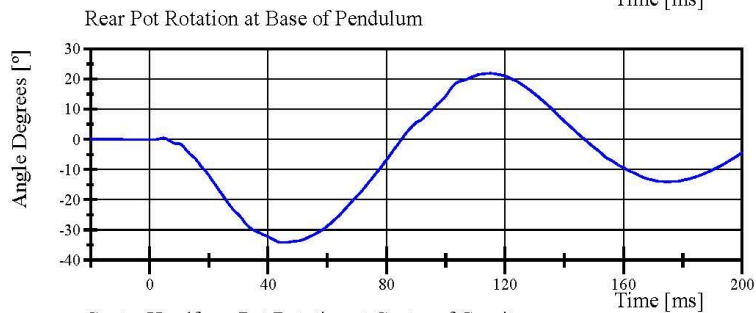


Transportation Research Center Inc.

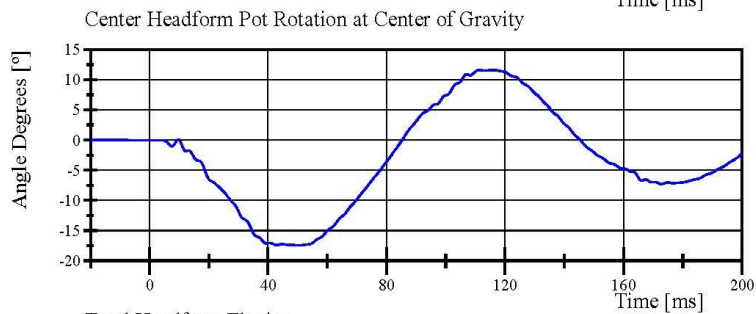
Left Lateral Lumbar
ES-2re Serial No. F030 Certification No. 52-1
Test Date: 12/1/2017



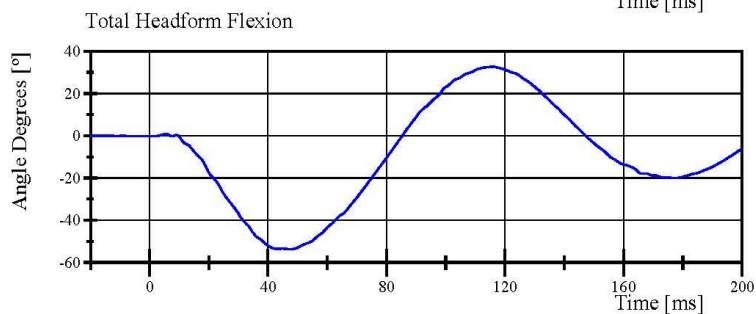
Filter Class: CFC_180
Max: 21.1 ° at 115.6 ms
Min: -36.4 ° at 47.4 ms



Filter Class: CFC_180
Max: 21.9 ° at 115.1 ms
Min: -34.1 ° at 44.3 ms



Filter Class: CFC_180
Max: 11.6 ° at 115.9 ms
Min: -17.4 ° at 50.3 ms



Filter Class: CFC_180
Max: 32.7 ° at 115.7 ms
Min: -53.7 ° at 47.4 ms

Transportation Research Center Inc.

Left Lateral Pelvis
ES-2re Serial No. F030 Certification No. 52-1
Test Date: 12/1/2017

Test Parameter	Specification	Test Results	Pass
Temperature	20.6 - 22.2 °C	21.9 °C	Yes
Relative Humidity	10 - 70 %	34 %	Yes
Test Probe Velocity	4.2 - 4.4 m/s	4.35 m/s	Yes
Test Probe Force			
Peak	4,700 - 5,400 N	5,255.8 N	Yes
Time of Peak	11.8 - 16.1 ms	12.80 ms	Yes
Pubic Symphysis Force			
Peak	(-1,230) - (-1,590) N	-1,298.7 N	Yes
Time of Peak	12.2 - 17.0 ms	13.12 ms	Yes

Test meets specifications.

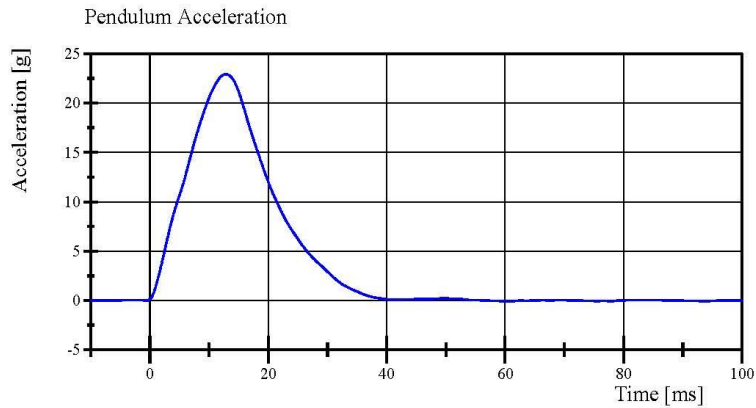
Condition: Used

Comments:

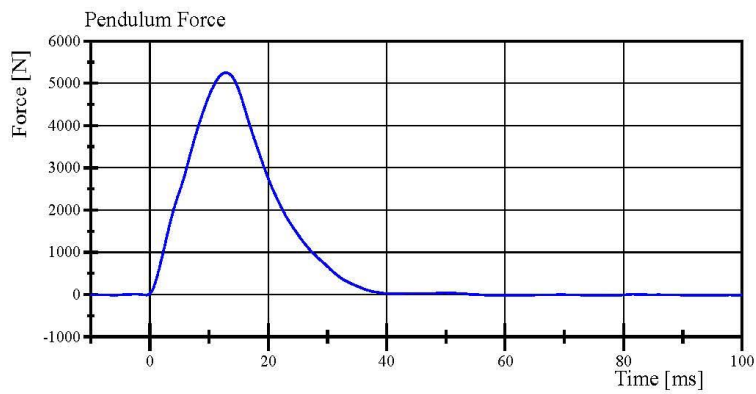
Pelvis Skin S/N: N/A

Transportation Research Center Inc.

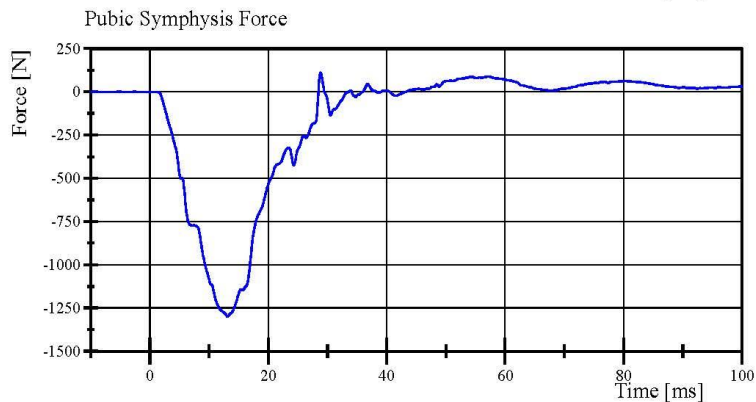
Left Lateral Pelvis
ES-2re Serial No. F030 Certification No. 52-1
Test Date: 12/1/2017



Filter Class: CFC_180
Max: 22.9 g at 12.8 ms
Min: -0.1 g at 77.6 ms



Filter Class: CFC_180
Max: 5,255.8 N at 12.8 ms
Min: -21.5 N at 77.6 ms



Filter Class: CFC_600
Max: 110.4 N at 28.8 ms
Min: -1,298.7 N at 13.1 ms

Pre-Test Calibration Sheets
Passenger S/N 305

Transportation Research Center Inc.
SIDI's Dummy - Level D
External Dimensions
Serial No. 305 Calibration No.59

Symbol	Description	Specification	Results	Pass
		mm	mm	
A	Sitting Height	772.0 - 788.0	783	Yes
B	Shoulder Pivot Height	437.0 - 453.0	449	Yes
C	H-Point Height	79.0 - 89.0	87	Yes
D	H-Point from Seat Back	141.0 - 151.0	145	Yes
E	Shoulder Pivot from Backline	97.0 - 107.0	100	Yes
F	Thigh Clearance	119.0 - 135.0	131	Yes
G	Head Breadth	140.0 - 148.0	145	Yes
H	Head Back from Backline	40.0 - 46.0	45	Yes
I	Head Depth	178.0 - 188.0	183	Yes
J	Head Circumference	541.0 - 551.0	543	Yes
K	Buttock to Knee Length	514.0 - 540.0	535	Yes
L	Popliteal Height	343.0 - 369.0	348	Yes
M	Knee Pivot to Floor Height	393.0 - 409.0	395	Yes
N	Buttock Popliteal Length	416.0 - 442.0	434	Yes
O	Chest Depth without Jacket	195.0 - 211.0	200	Yes
P	Foot Length (right)	216.0 - 232.0	222	Yes
P	Foot Length (left)	216.0 - 232.0	222	Yes
Q	Hip Breadth	313.0 - 323.0	320	Yes
R	Arm Length	249.0 - 259.0	253	Yes
S	Knee Joint to seat Back	478.0 - 493.0	482	Yes
V	Shoulder Width (only one arm installed)	341.0 - 357.0	349	Yes
W	Foot Width (right)	78.0 - 94.0	85	Yes
W	Foot Width (left)	78.0 - 94.0	85	Yes
Y	Chest Circumference with Jacket	851.0 - 881.0	873	Yes
Z	Waist Circumference	761.0 - 791.0	780	Yes

Transportation Research Center Inc.

Left Lateral Head Drop
SID IIS Serial No. 305 Certification No. 59-2
Test Date: 11/19/2017

Test Parameter	Specification	Test Results	Pass
Temperature	18.9 - 25.6 °C	21.6 °C	Yes
Relative Humidity	10 - 70 %	36 %	Yes
Peak Head Resultant Acceleration	115 - 137 g	125.6 g	Yes
Peak Head Longitudinal Acceleration	(-15) - 15 g	3.2 g	Yes
Is Head Resultant Acceleration Curve Unimodal within 15% of Peak?	Yes	Yes	Yes

Test meets specifications.

Condition: Used

Comments:

Head Skin S/N: 1253

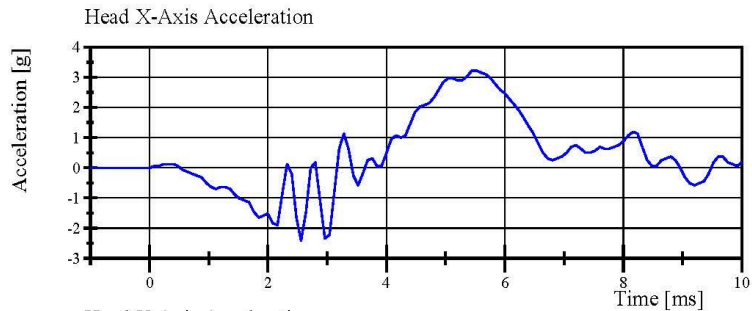
Skull S/N: 180/1001/C

Transportation Research Center Inc.

Left Lateral Head Drop

SID IIS Serial No. 305 Certification No. 59-2

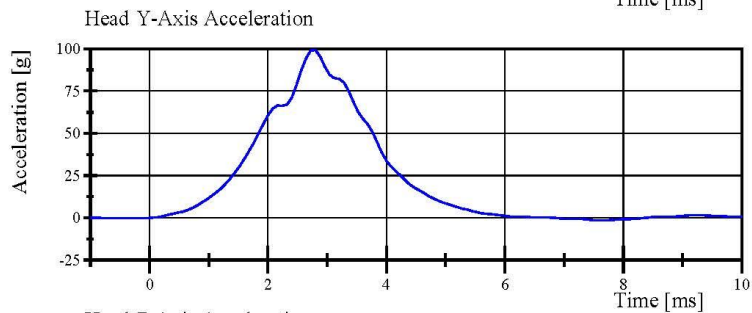
Test Date: 11/19/2017



Filter Class: CFC_1000

Max: 3.2 g at 5.4 ms

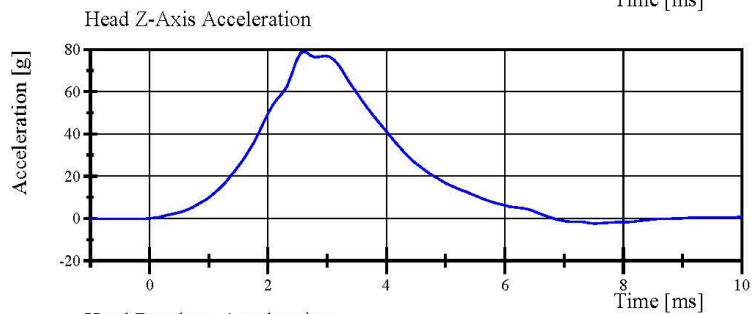
Min: -2.4 g at 2.6 ms



Filter Class: CFC_1000

Max: 99.4 g at 2.8 ms

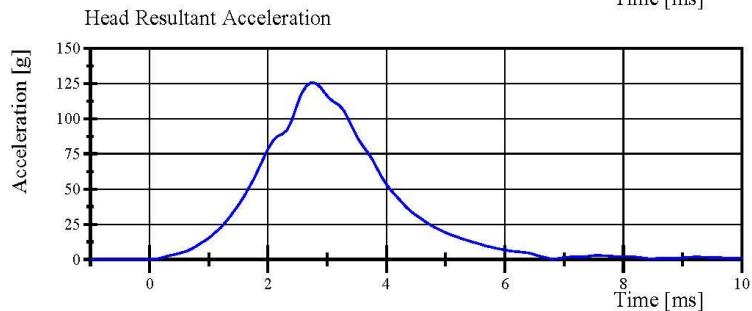
Min: -1.6 g at 7.6 ms



Filter Class: CFC_1000

Max: 78.8 g at 2.6 ms

Min: -2.4 g at 7.5 ms



Filter Class: CFC_1000

Max: 125.6 g at 2.7 ms

Min: 0.0 g at -0.8 ms

Specification Source: CFR49 Part 572 Subpart V
with Polarity in accordance with J211

11.19.2017 07:57:44 197



Transportation Research Center Inc.

Left Lateral Neck

SID IIs Serial No. 305 Certification No. 59-1

Test Date: 11/17/2017

Test Parameter	Specification	Test Results	Pass
Temperature	20.6 - 22.2 °C	22.1 °C	Yes
Relative Humidity	10 - 70 %	33 %	Yes
Pendulum Velocity	(-5.51) - (-5.63) m/s	-5.615 m/s	Yes
Pendulum Integrated Velocity			
Change at 10 ms	2.20 - 2.80 m/s	2.362 m/s	Yes
Change at 15 ms	3.30 - 4.10 m/s	3.523 m/s	Yes
Change at 20 ms	4.40 - 5.40 m/s	4.806 m/s	Yes
Change at 25 ms	5.40 - 6.10 m/s	5.644 m/s	Yes
Change at 25 to 100 ms	5.50 - 6.20 m/s	5.645 m/s	Yes
Maximum Headform Flexion occurring between 50ms and 70ms.			
Peak	(-71) - (-81) deg	-73.8 deg	Yes
Time of Peak	50 - 70 ms	68.3 ms	Yes
Total Neck Occipital Condyles Moment	36 - 44 N·m	37.9 N·m	Yes
Total Neck Occipital Condyles Moment			
Decay Time to 0 N·m	102 - 126 ms	119.6 ms	Yes

Test meets specifications.

Condition: Used

Comments:

Neck S/N: 180-2001-606

Neck Cable S/N: N/A

Nodding Blocks:

Front S/N: DN-3094

Rear S/N: 8550-DL6580

Specification Source: CFR49 Part 572 Subpart V
with Polarity in accordance with J211

11.17.2017 14:33:08 716



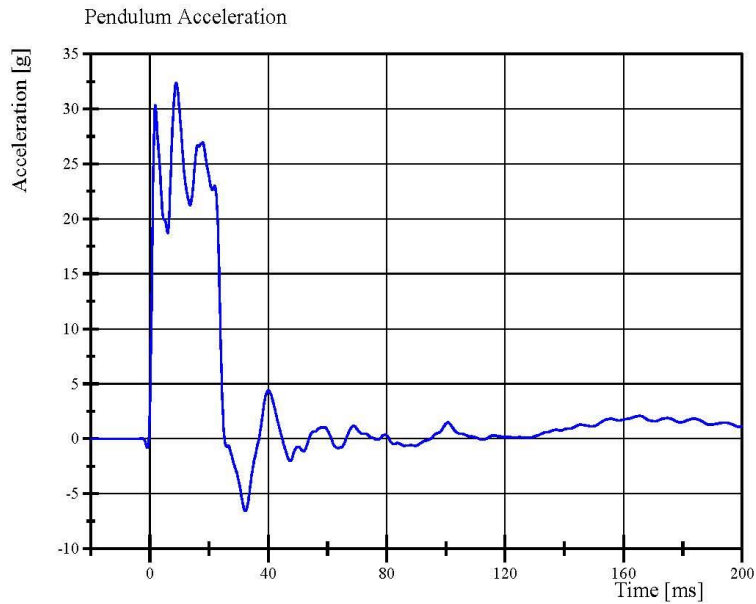
Page 11 of 31

Transportation Research Center Inc.

Left Lateral Neck

SID IIS Serial No. 305 Certification No. 59-1

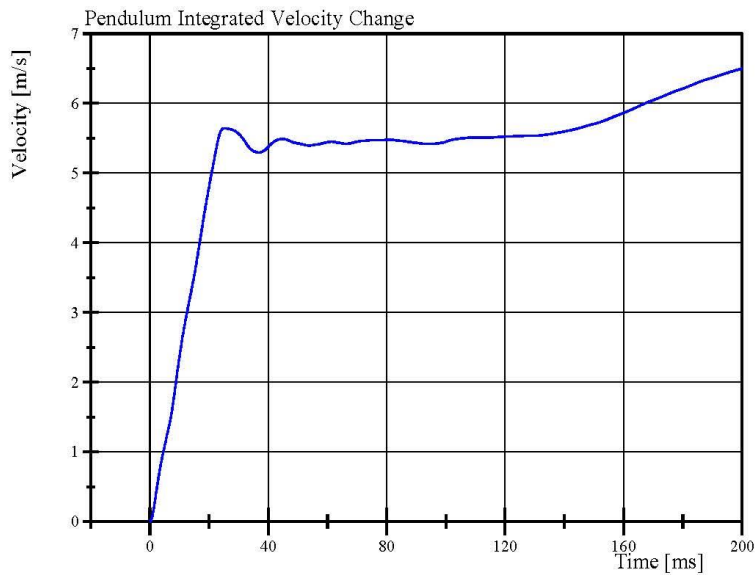
Test Date: 11/17/2017



Filter Class: CFC_180

Max: 32.4 g at 8.9 ms

Min: -6.6 g at 32.2 ms



Filter Class: CFC_180

Max: 6.5 m/s at 200.0 ms

Min: 0.0 m/s at 0.0 ms

Specification Source: CFR49 Part 572 Subpart V
with Polarity in accordance with J211

11.17.2017 14:34:58 716

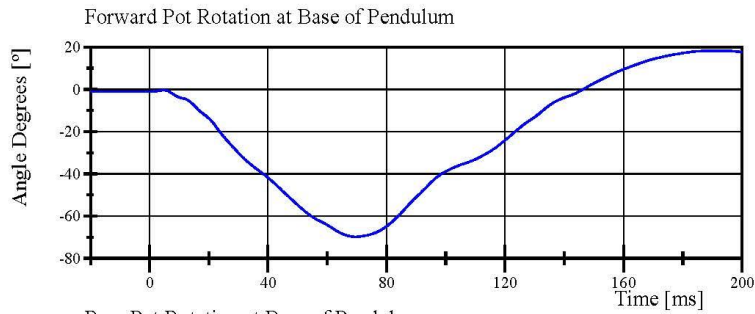


Transportation Research Center Inc.

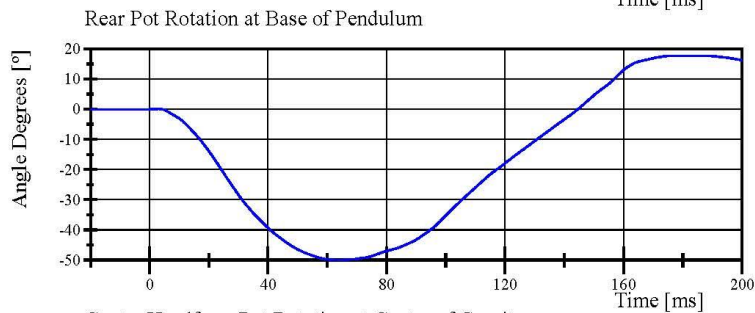
Left Lateral Neck

SID IIs Serial No. 305 Certification No. 59-1

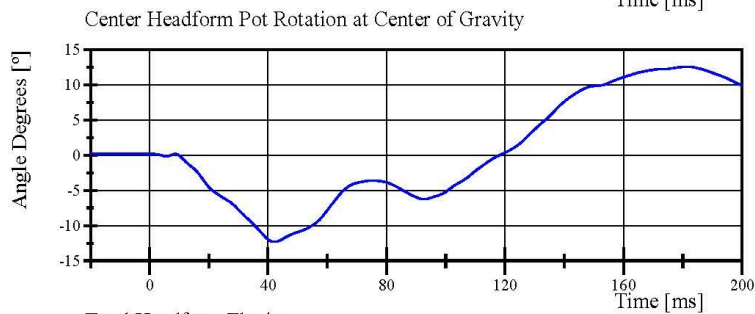
Test Date: 11/17/2017



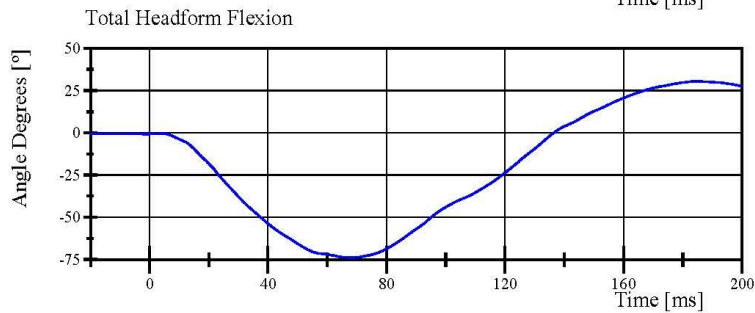
Filter Class: CFC_60
Max: 18.4 ° at 192.2 ms
Min: -69.7 ° at 69.6 ms



Filter Class: CFC_60
Max: 17.7 ° at 184.5 ms
Min: -49.9 ° at 63.9 ms



Filter Class: CFC_60
Max: 12.6 ° at 181.6 ms
Min: -12.3 ° at 42.2 ms



Filter Class: CFC_60
Max: 30.5 ° at 184.5 ms
Min: -73.8 ° at 68.3 ms

Specification Source: CFR49 Part 572 Subpart V
with Polarity in accordance with J211

11.17.2017 14:34:59 716

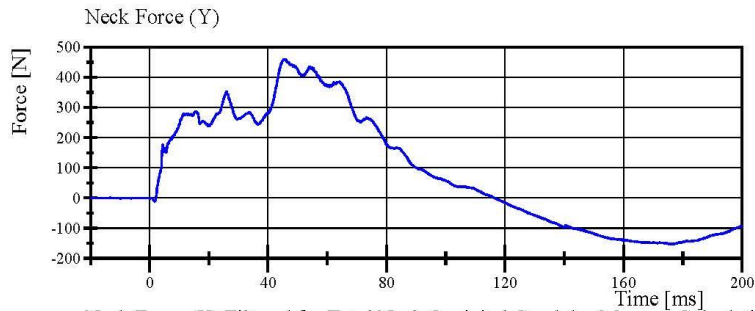


Transportation Research Center Inc.

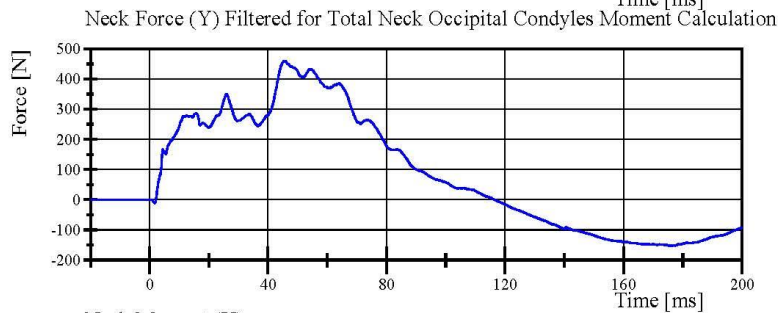
Left Lateral Neck

SID IIS Serial No. 305 Certification No. 59-1

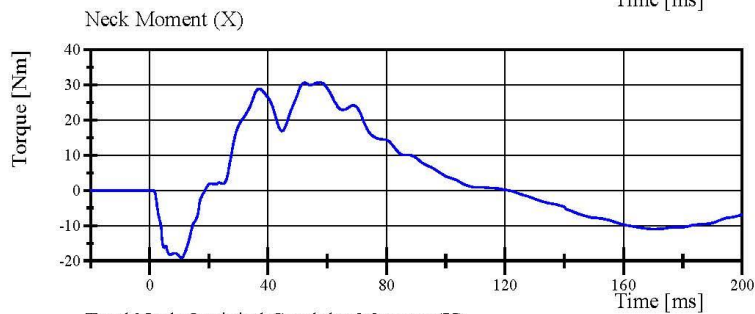
Test Date: 11/17/2017



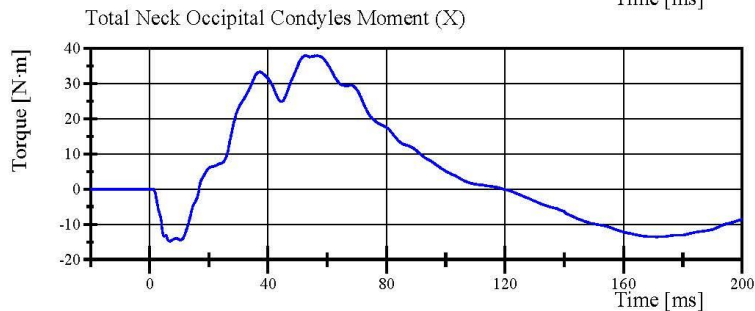
Filter Class: CFC_1000
Max: 460.0 N at 45.3 ms
Min: -151.4 N at 175.2 ms



Filter Class: CFC_600
Max: 459.5 N at 45.4 ms
Min: -151.2 N at 176.0 ms



Filter Class: CFC_600
Max: 30.8 Nm at 57.7 ms
Min: -19.1 Nm at 10.6 ms



Filter Class: Without_(Consta
Max: 37.9 N.m at 52.6 ms
Min: -14.8 N.m at 6.9 ms

Specification Source: CFR49 Part 572 Subpart V
with Polarity in accordance with J211

11.17.2017 14:35:00 716



Transportation Research Center Inc.

Left Lateral Shoulder
SID IIs Serial No. 305 Certification No. 59-1
Test Date: 11/17/2017

Test Parameter	Specification	Test Results	Pass
Temperature	20.6 - 22.2 °C	21.9 °C	Yes
Relative Humidity	10 - 70 %	36 %	Yes
Impactor Velocity	4.2 - 4.4 m/s	4.29 m/s	Yes
Impactor Acceleration	(-13) - (-18) g	-16.0 g	Yes
Shoulder Displacement	28 - 37 mm	31.3 mm	Yes
Upper Spine Lateral Acceleration	17 - 22 g	20.3 g	Yes

Test meets specifications.

Condition: Used

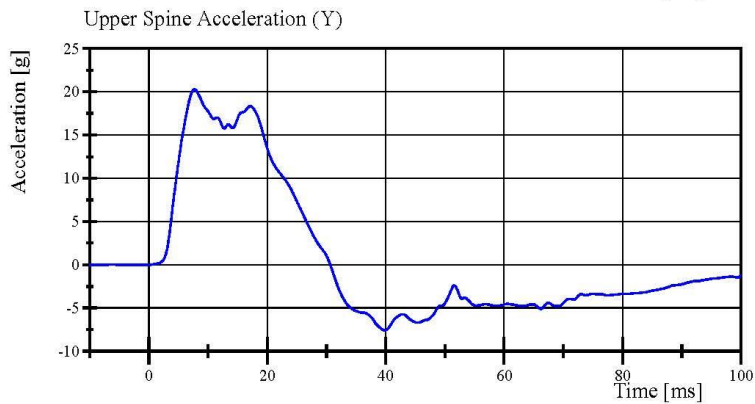
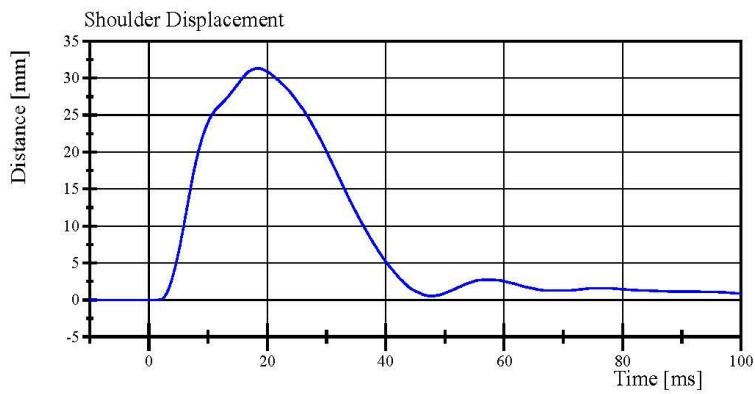
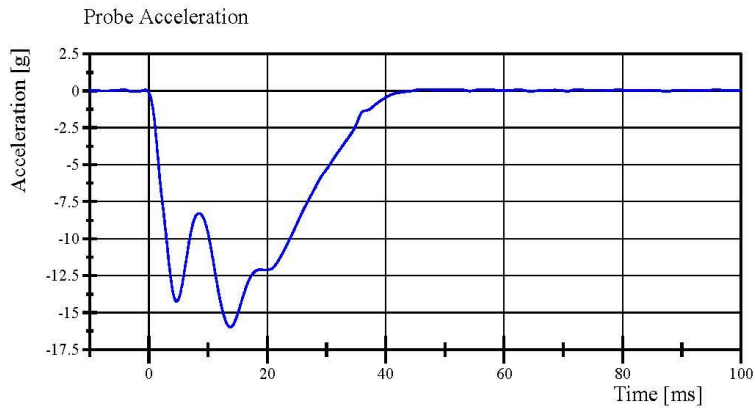
Comments:

Left Arm S/N: 952

Shoulder Rib S/N: 180-3355 169

Transportation Research Center Inc.

Left Lateral Shoulder
SID IIs Serial No. 305 Certification No. 59-1
Test Date: 11/17/2017



Specification Source: CFR49 Part 572 Subpart V
with Polarity in accordance with J211

11.17.2017 09:11:27 825



Transportation Research Center Inc.

Left Lateral Thorax with Arm
SID IIS Serial No. 305 Certification No. 59-1
Test Date: 11/17/2017

Test Parameter	Specification	Test Results	Pass
Temperature	20.6 - 22.2 °C	21.9 °C	Yes
Relative Humidity	10 - 70 %	35 %	Yes
Impactor Velocity	6.60 - 6.80 m/s	6.727 m/s	Yes
Impactor Acceleration	(-30) - (-36) g	-31.1 g	Yes
Shoulder Displacement	31 - 40 mm	34.1 mm	Yes
Upper Thorax Rib Displacement	25 - 32 mm	26.5 mm	Yes
Center Thorax Rib Displacement	30 - 36 mm	31.1 mm	Yes
Lower Thorax Rib Displacement	32 - 38 mm	34.0 mm	Yes
Upper Spine Lateral Acceleration	34 - 43 g	37.7 g	Yes
Lower Spine Lateral Acceleration	29 - 37 g	31.5 g	Yes

Test meets specifications.

Condition: Used

Comments:

Left Arm S/N: 952

Shoulder Rib S/N: 180-3355 169

Upper Thorax Rib S/N: RS506

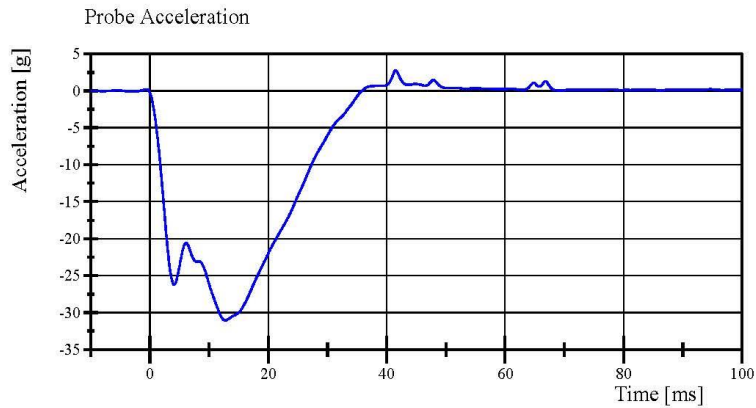
Middle Thorax Rib S/N: RS506

Lower Thorax Rib S/N: RS506

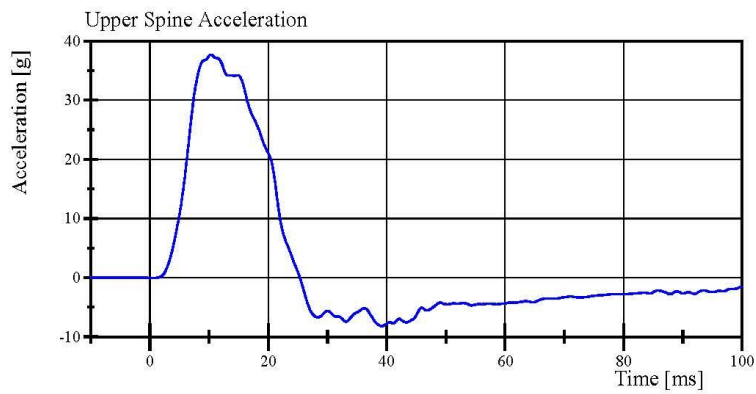
Upper Thorax Pad S/N: 180-3451

Transportation Research Center Inc.

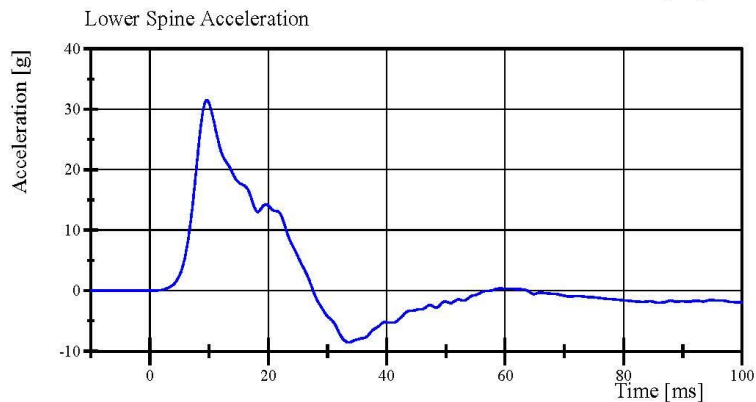
Left Lateral Thorax with Arm
SID IIs Serial No. 305 Certification No. 59-1
Test Date: 11/17/2017



Filter Class: CFC_180
Max: 2.8 g at 41.5 ms
Min: -31.1 g at 12.7 ms



Filter Class: CFC_180
Max: 37.7 g at 10.3 ms
Min: -8.2 g at 39.2 ms



Filter Class: CFC_180
Max: 31.5 g at 9.6 ms
Min: -8.5 g at 33.6 ms

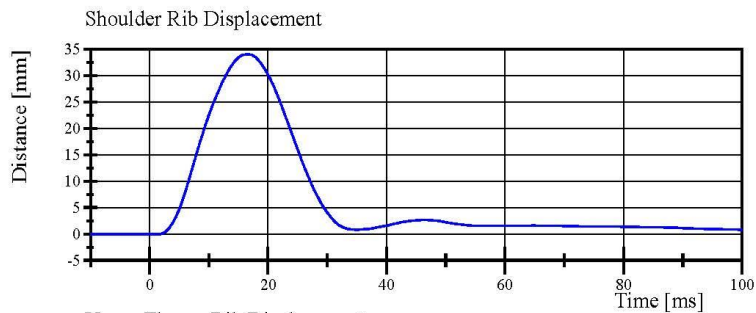
Specification Source: CFR49 Part 572 Subpart V
with Polarity in accordance with J211

11.17.2017 10:15:40 597

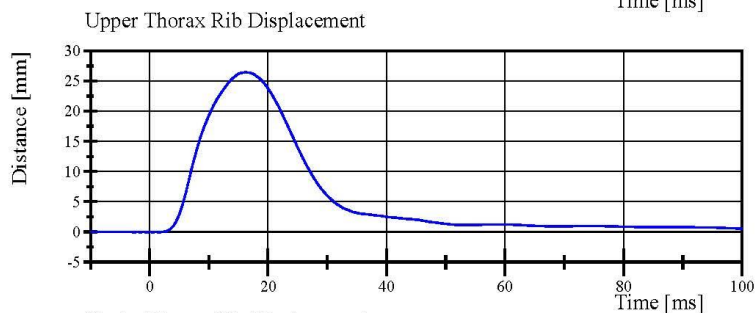


Transportation Research Center Inc.

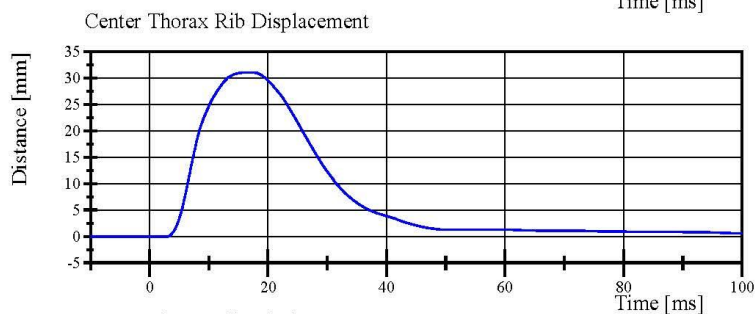
Left Lateral Thorax with Arm
SID IIS Serial No. 305 Certification No. 59-1
Test Date: 11/17/2017



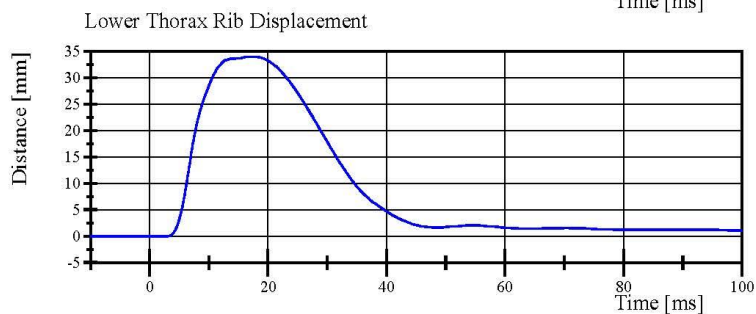
Filter Class: CFC_600
Max: 34.1 mm at 16.5 ms
Min: -0.0 mm at 1.5 ms



Filter Class: CFC_600
Max: 26.5 mm at 16.2 ms
Min: -0.0 mm at 1.8 ms



Filter Class: CFC_600
Max: 31.1 mm at 16.6 ms
Min: -0.0 mm at 2.8 ms



Filter Class: CFC_600
Max: 34.0 mm at 16.7 ms
Min: -0.0 mm at 2.8 ms

Transportation Research Center Inc.

Left Lateral Thorax without Arm
SID IIs Serial No. 305 Certification No. 59-1
Test Date: 11/17/2017

Test Parameter	Specification	Test Results	Pass
Temperature	20.6 - 22.2 °C	21.9 °C	Yes
Relative Humidity	10 - 70 %	36 %	Yes
Impactor Velocity	4.20 - 4.40 m/s	4.396 m/s	Yes
Impactor Acceleration	(-14) - (-18) g	-16.1 g	Yes
Upper Thorax Rib Displacement	32 - 40 mm	35.3 mm	Yes
Center Thorax Rib Displacement	39 - 45 mm	40.4 mm	Yes
Lower Thorax Rib Displacement	35 - 43 mm	38.0 mm	Yes
Upper Spine Lateral Acceleration	13 - 17 g	14.9 g	Yes
Lower Spine Lateral Acceleration	7 - 11 g	9.9 g	Yes

Test meets specifications.

Condition: Used

Comments:

Upper Thorax Rib S/N: RS506

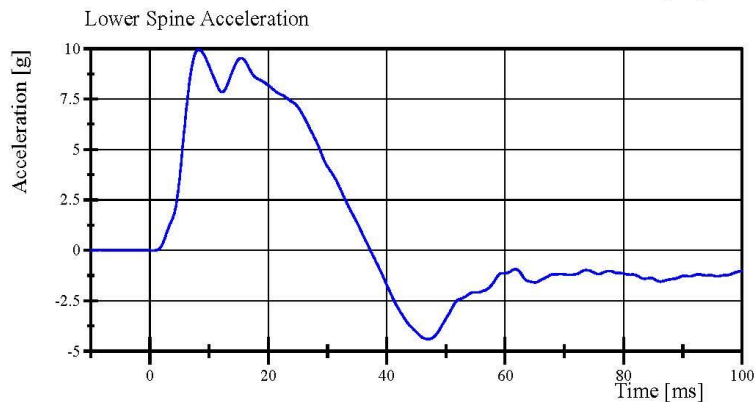
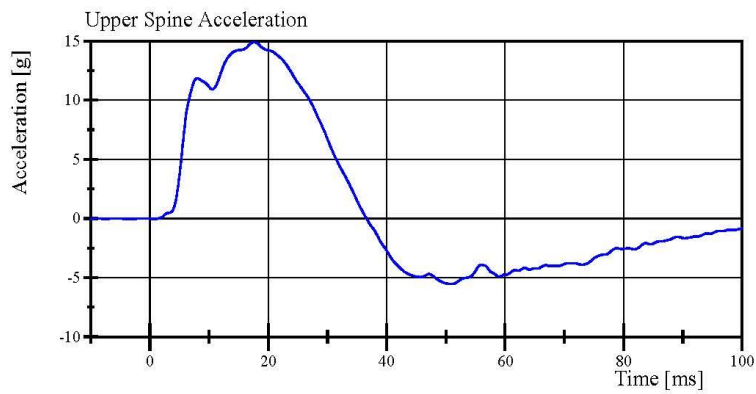
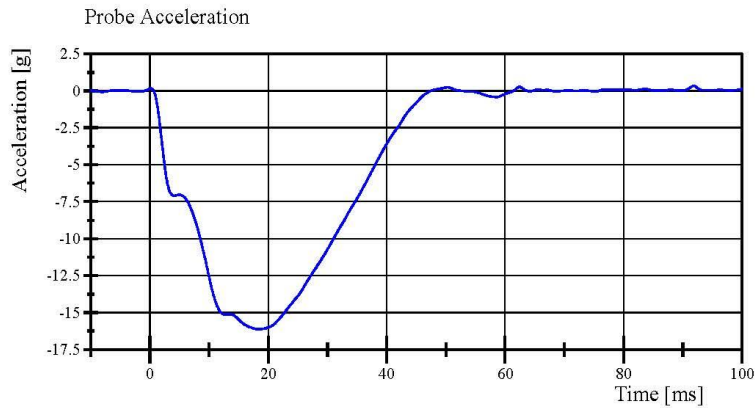
Middle Thorax Rib S/N: RS506

Lower Thorax Rib S/N: RS506

Upper Thorax Pad S/N: 180-3451

Transportation Research Center Inc.

Left Lateral Thorax without Arm
SID IIs Serial No. 305 Certification No. 59-1
Test Date: 11/17/2017



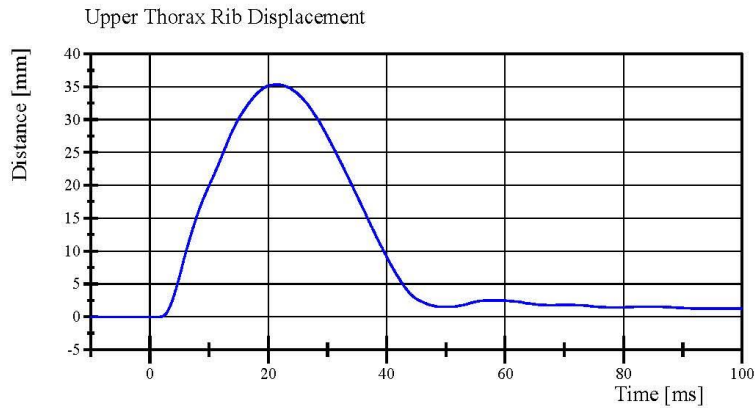
Specification Source: CFR49 Part 572 Subpart V
with Polarity in accordance with J211

11.17.2017 09:39:36 845

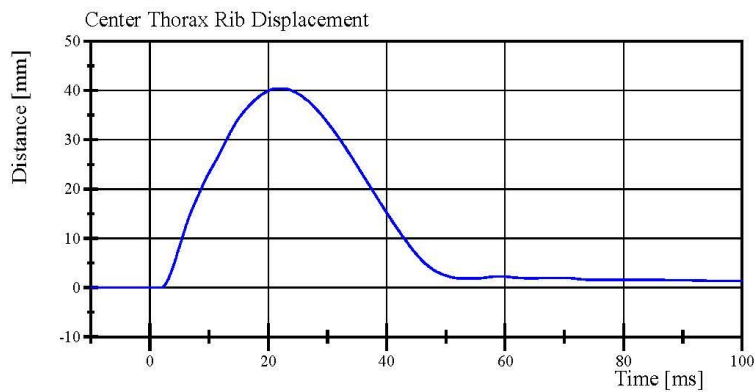


Transportation Research Center Inc.

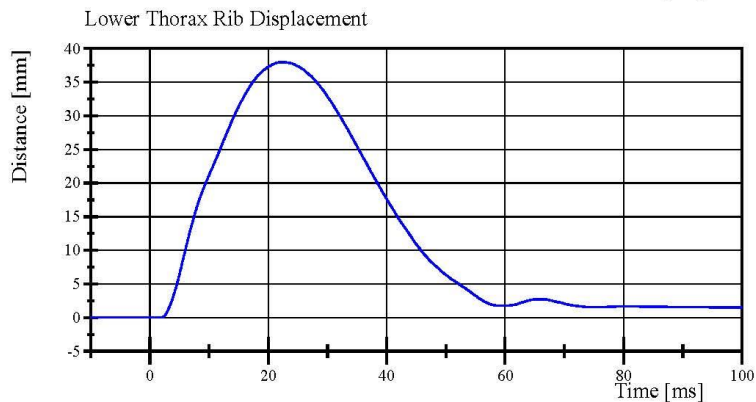
Left Lateral Thorax without Arm
SID IIs Serial No. 305 Certification No. 59-1
Test Date: 11/17/2017



Filter Class: CFC_600
Max: 35.3 mm at 21.4 ms
Min: -0.0 mm at 1.7 ms



Filter Class: CFC_600
Max: 40.4 mm at 21.8 ms
Min: -0.0 mm at 1.9 ms



Filter Class: CFC_600
Max: 38.0 mm at 22.6 ms
Min: -0.0 mm at 1.6 ms

Transportation Research Center Inc.

Left Lateral Abdomen
SID IIs Serial No. 305 Certification No. 59-1
Test Date: 11/17/2017

Test Parameter	Specification	Test Results	Pass
Temperature	20.6 - 22.2 °C	20.9 °C	Yes
Relative Humidity	10 - 70 %	36 %	Yes
Impactor Velocity	4.2 - 4.4 m/s	4.29 m/s	Yes
Impactor Acceleration	(-12) - (-16) g	-13.3 g	Yes
Upper Abdominal Rib Displacement	36 - 47 mm	44.2 mm	Yes
Lower Abdominal Rib Displacement	33 - 44 mm	39.9 mm	Yes
Lower Spine Lateral Acceleration	9 - 14.0 g	10.55 g	Yes

Test meets specifications.

Condition: Used

Comments:

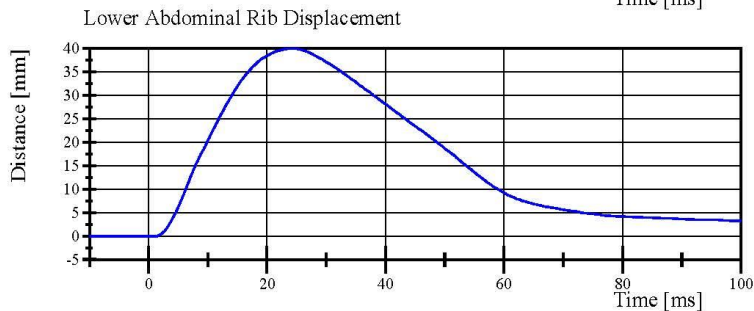
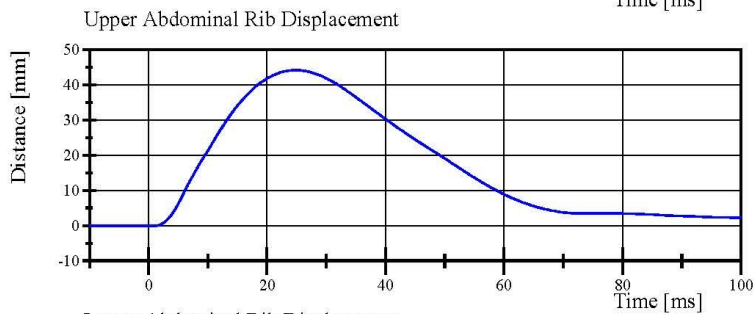
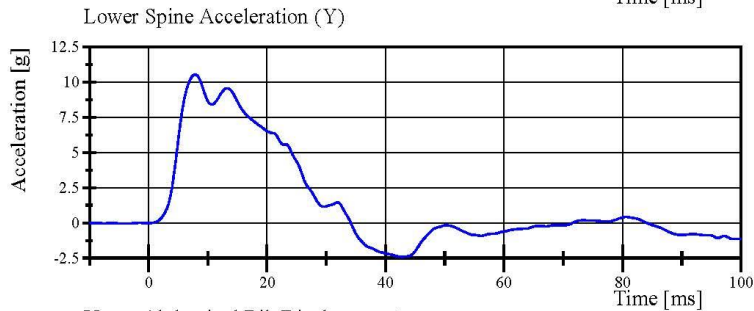
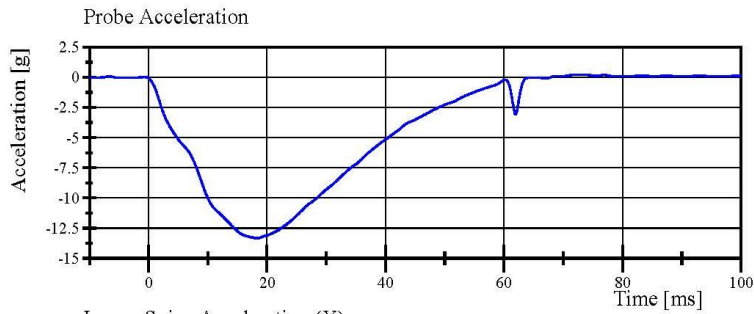
Upper Abdominal Rib S/N: RS564

Lower Abdominal Rib S/N: 180-5368 DS1234

Abdominal Pad S/N: 180-3453

Transportation Research Center Inc.

Left Lateral Abdomen
SID IIs Serial No. 305 Certification No. 59-1
Test Date: 11/17/2017



Specification Source: CFR49 Part 572 Subpart V
with Polarity in accordance with J211

11.17.2017 09:22:52 660



Transportation Research Center Inc.

Left Lateral Pelvis
SID IIs Serial No. 305 Certification No. 59-1
Test Date: 11/17/2017

Test Parameter	Specification	Test Results	Pass
Temperature	20.6 - 22.2 °C	21.7 °C	Yes
Relative Humidity	10 - 70 %	33 %	Yes
Pendulum Velocity	6.6 - 6.8 m/s	6.61 m/s	Yes
Impactor Acceleration	(-38.0) - (-47.0) g	-40.15 g	Yes
Peak Pelvis Lateral Acceleration after 6ms	34 - 42 g	35.5 g	Yes
Acetabulum Force	3,600 - 4,300 N	3,695.8 N	Yes

Test meets specifications.

Condition: Used

Comments:

Pelvis Skin S/N: 884

Pelvis Plug Info:

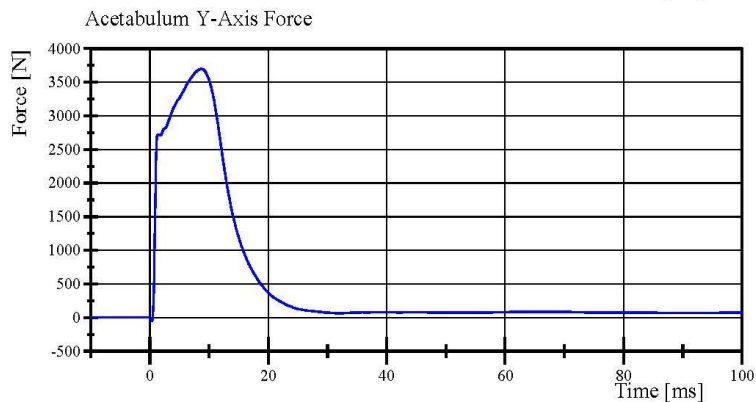
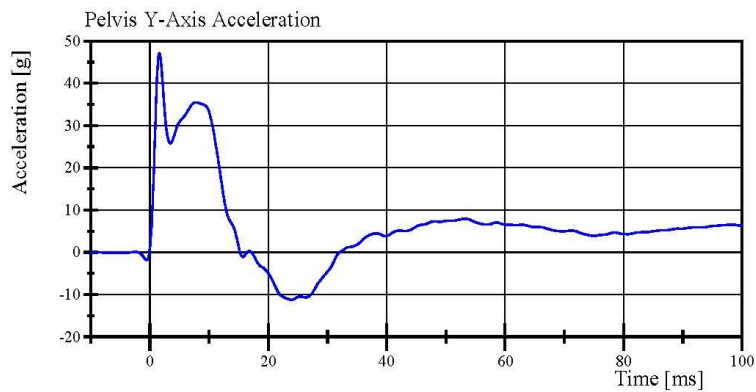
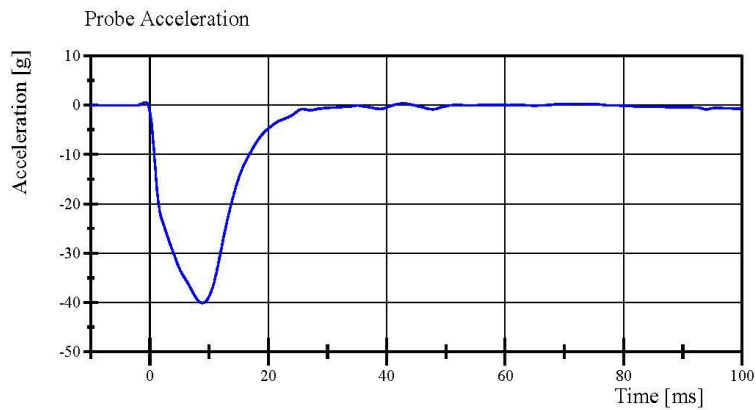
Manufacturer: SACO

S/N: 11152

Cal Date: 20160418

Transportation Research Center Inc.

Left Lateral Pelvis
SID IIS Serial No. 305 Certification No. 59-1
Test Date: 11/17/2017



Specification Source: CFR49 Part 572 Subpart V
with Polarity in accordance with J211

11.17.2017 08:42:35 433



Transportation Research Center Inc.

Left Lateral Iliac

SID IIs Serial No. 305 Certification No. 59-2

Test Date: 11/19/2017

Test Parameter	Specification	Test Results	Pass
Temperature	20.6 - 22.2 °C	21.9 °C	Yes
Relative Humidity	10 - 70 %	35 %	Yes
Pendulum Velocity	4.2 - 4.4 m/s	4.35 m/s	Yes
Impactor Acceleration	(-36) - (-45) g	-40.6 g	Yes
Peak Pelvis Lateral Acceleration	28 - 39 g	31.7 g	Yes
Iliac Force	4,100 - 5,100 N	4,754.8 N	Yes

Test meets specifications.

Condition: Used

Comments:

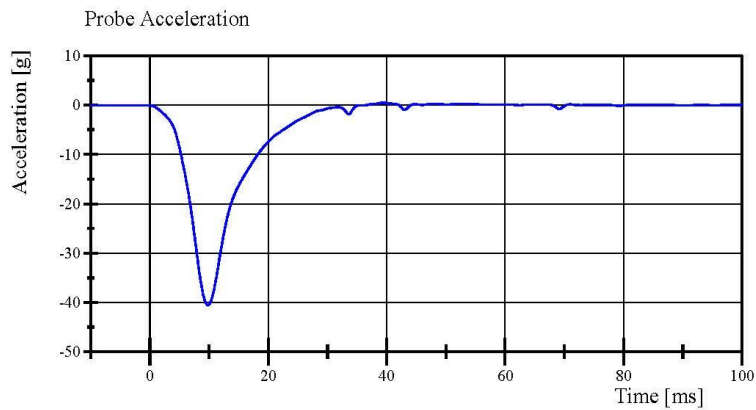
Pelvis Skin S?N: 884

Transportation Research Center Inc.

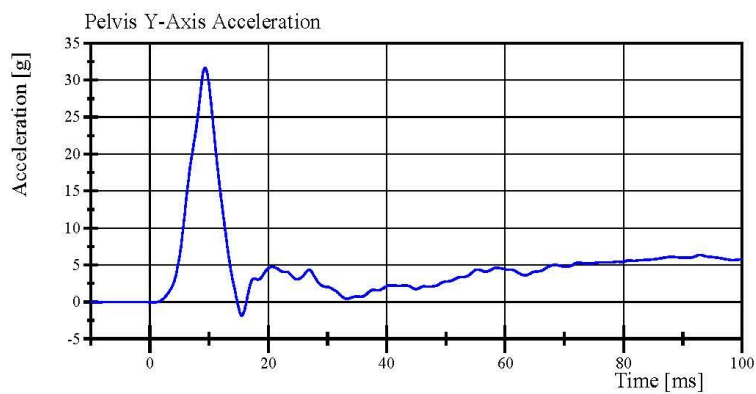
Left Lateral Iliac

SID IIs Serial No. 305 Certification No. 59-2

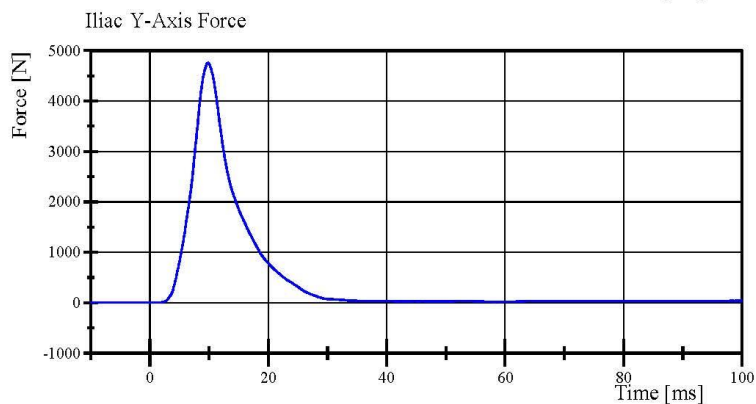
Test Date: 11/19/2017



Filter Class: CFC_180
Max: 0.5 g at 39.4 ms
Min: -40.6 g at 9.8 ms



Filter Class: CFC_180
Max: 31.7 g at 9.4 ms
Min: -1.9 g at 15.5 ms



Filter Class: CFC_600
Max: 4,754.8 N at 9.8 ms
Min: -0.6 N at -8.6 ms

Specification Source: CFR49 Part 572 Subpart V
with Polarity in accordance with J211

11.19.2017 08:16:36 599



**Post-Test Calibration Sheets
Passenger S/N 305**

Transportation Research Center Inc.
SIDIIs Dummy - Level D
External Dimensions
Serial No. 305 Calibration No.60

Symbol	Description	Specification	Results	Pass
		mm	mm	
A	Sitting Height	772.0 - 788.0	784	Yes
B	Shoulder Pivot Height	437.0 - 453.0	450	Yes
C	H-Point Height	79.0 - 89.0	87	Yes
D	H-Point from Seat Back	141.0 - 151.0	145	Yes
E	Shoulder Pivot from Backline	97.0 - 107.0	100	Yes
F	Thigh Clearance	119.0 - 135.0	130	Yes
G	Head Breadth	140.0 - 148.0	145	Yes
H	Head Back from Backline	40.0 - 46.0	45	Yes
I	Head Depth	178.0 - 188.0	183	Yes
J	Head Circumference	541.0 - 551.0	543	Yes
K	Buttock to Knee Length	514.0 - 540.0	535	Yes
L	Popliteal Height	343.0 - 369.0	348	Yes
M	Knee Pivot to Floor Height	393.0 - 409.0	395	Yes
N	Buttock Popliteal Length	416.0 - 442.0	434	Yes
O	Chest Depth without Jacket	195.0 - 211.0	201	Yes
P	Foot Length (right)	216.0 - 232.0	222	Yes
P	Foot Length (left)	216.0 - 232.0	222	Yes
Q	Hip Breadth	313.0 - 323.0	320	Yes
R	Arm Length	249.0 - 259.0	253	Yes
S	Knee Joint to seat Back	478.0 - 493.0	482	Yes
V	Shoulder Width (only one arm installed)	341.0 - 357.0	349	Yes
W	Foot Width (right)	78.0 - 94.0	85	Yes
W	Foot Width (left)	78.0 - 94.0	85	Yes
Y	Chest Circumference with Jacket	851.0 - 881.0	873	Yes
Z	Waist Circumference	761.0 - 791.0	780	Yes

Revised 9/29/2005



Transportation Research Center Inc.

Left Lateral Head Drop

SID IIS Serial No. 305 Certification No. 60-1

Test Date: 12/2/2017

Test Parameter	Specification	Test Results	Pass
Temperature	18.9 - 25.6 °C	21.3 °C	Yes
Relative Humidity	10 - 70 %	35 %	Yes
Peak Head Resultant Acceleration	115 - 137 g	121.8 g	Yes
Peak Head Longitudinal Acceleration	(-15) - 15 g	-2.7 g	Yes
Is Head Resultant Acceleration Curve Unimodal within 15% of Peak?	Yes	Yes	Yes

Test meets specifications.

Condition: Used

Comments:

Head Skin S/N: 1253

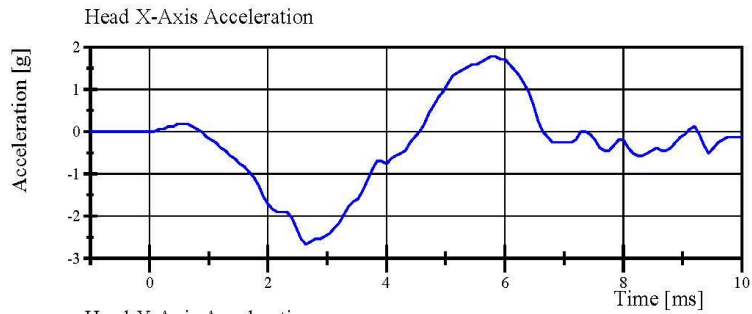
Skull S/N: 180/1001/C

Transportation Research Center Inc.

Left Lateral Head Drop

SID IIS Serial No. 305 Certification No. 60-1

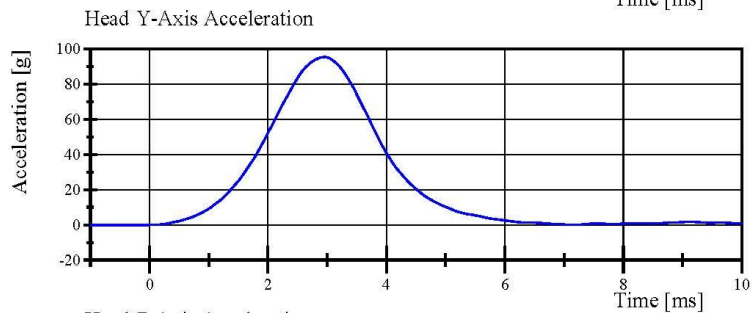
Test Date: 12/2/2017



Filter Class: CFC_1000

Max: 1.8 g at 5.8 ms

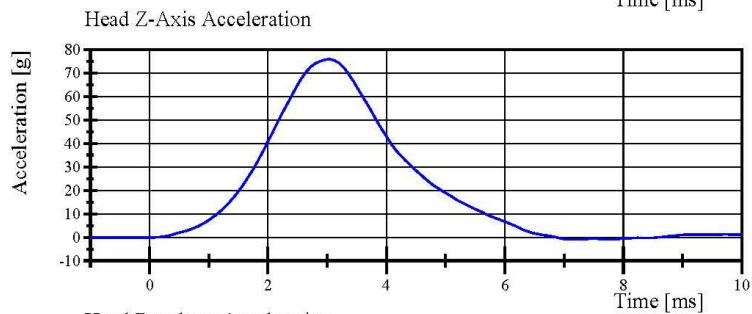
Min: -2.7 g at 2.6 ms



Filter Class: CFC_1000

Max: 95.4 g at 3.0 ms

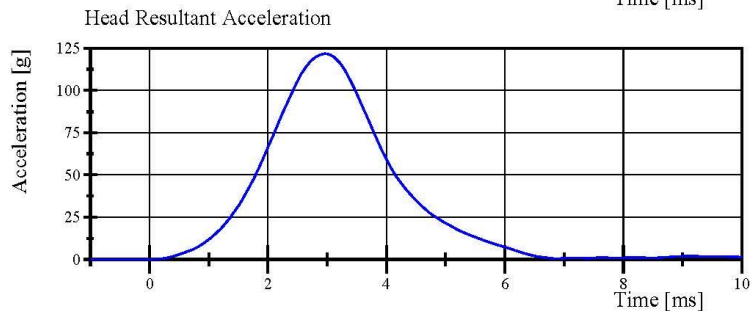
Min: -0.0 g at -1.0 ms



Filter Class: CFC_1000

Max: 75.9 g at 3.0 ms

Min: -1.0 g at 7.1 ms



Filter Class: CFC_1000

Max: 121.8 g at 3.0 ms

Min: 0.0 g at -1.0 ms

Specification Source: CFR49 Part 572 Subpart V
with Polarity in accordance with J211

12.02.2017 09:17:09 196



Transportation Research Center Inc.

Left Lateral Neck

SID IIs Serial No. 305 Certification No. 60-5

Test Date: 12/2/2017

Test Parameter	Specification	Test Results	Pass
Temperature	20.6 - 22.2 °C	21.6 °C	Yes
Relative Humidity	10 - 70 %	34 %	Yes
Pendulum Velocity	(-5.51) - (-5.63) m/s	-5.620 m/s	Yes
Pendulum Integrated Velocity			
Change at 10 ms	2.20 - 2.80 m/s	2.432 m/s	Yes
Change at 15 ms	3.30 - 4.10 m/s	3.850 m/s	Yes
Change at 20 ms	4.40 - 5.40 m/s	5.160 m/s	Yes
Change at 25 ms	5.40 - 6.10 m/s	5.676 m/s	Yes
Change at 25 to 100 ms	5.50 - 6.20 m/s	5.678 m/s	Yes
Maximum Headform Flexion occurring between 50ms and 70ms.			
Peak	(-71) - (-81) deg	-76.3 deg	Yes
Time of Peak	50 - 70 ms	64.1 ms	Yes
Total Neck Occipital Condyles Moment	36 - 44 N·m	42.5 N·m	Yes
Total Neck Occipital Condyles Moment			
Decay Time to 0 N·m	102 - 126 ms	123.0 ms	Yes

Test meets specifications.

Condition: Used

Comments:

Neck S/N: 180-2001-606

Neck Cable S/N: N/A

Nodding Blocks:

Front S/N: DN-3094

Rear S/N: 8550-DL6580

Specification Source: CFR49 Part 572 Subpart V
with Polarity in accordance with J211

12.02.2017 13:06:04 695



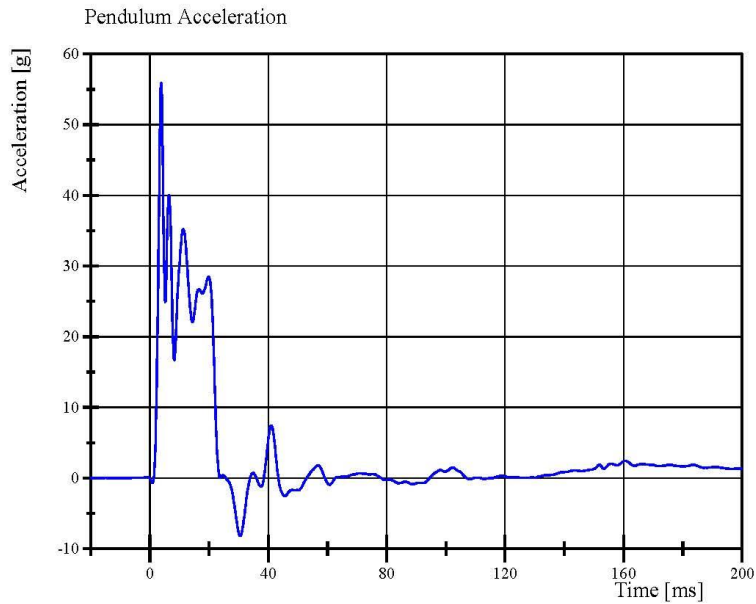
Page 11 of 31

Transportation Research Center Inc.

Left Lateral Neck

SID IIS Serial No. 305 Certification No. 60-5

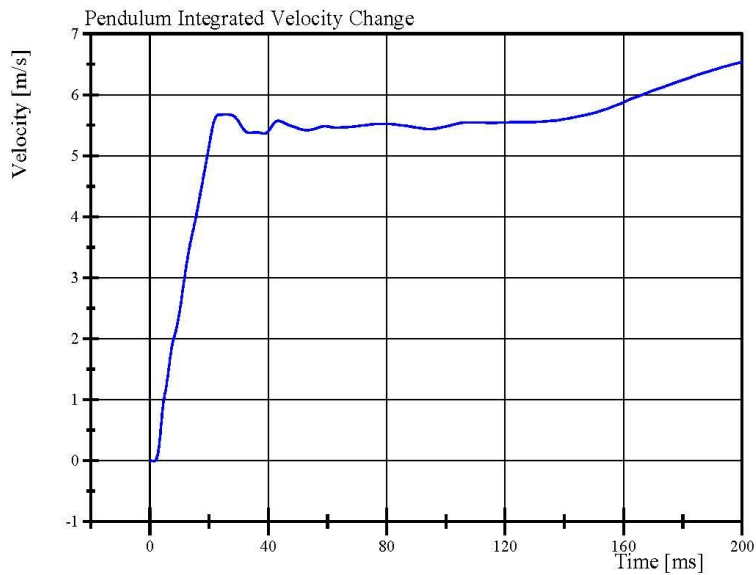
Test Date: 12/2/2017



Filter Class: CFC_180

Max: 55.9 g at 3.8 ms

Min: -8.2 g at 30.6 ms



Filter Class: CFC_180

Max: 6.5 m/s at 200.0 ms

Min: -0.0 m/s at 1.4 ms

Specification Source: CFR49 Part 572 Subpart V
with Polarity in accordance with J211

12.02.2017 13:22:56 695

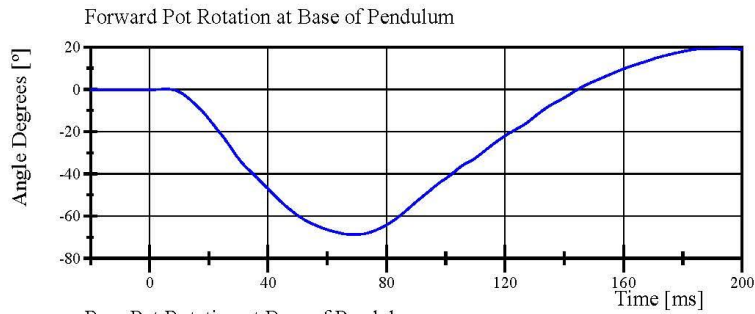


Transportation Research Center Inc.

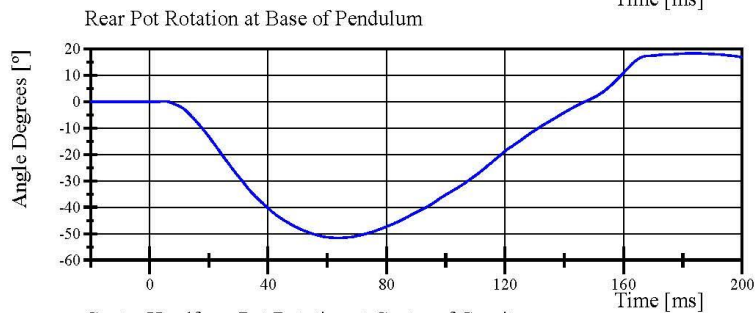
Left Lateral Neck

SID IIs Serial No. 305 Certification No. 60-5

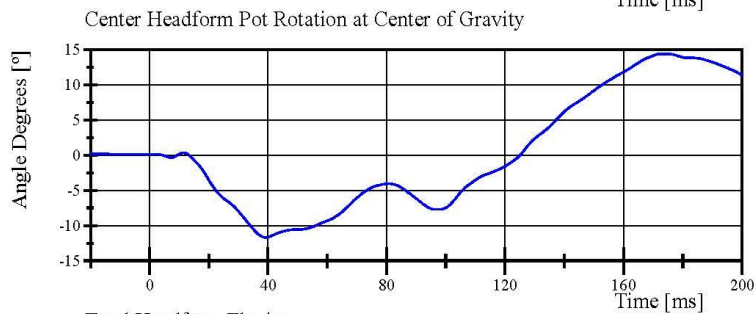
Test Date: 12/2/2017



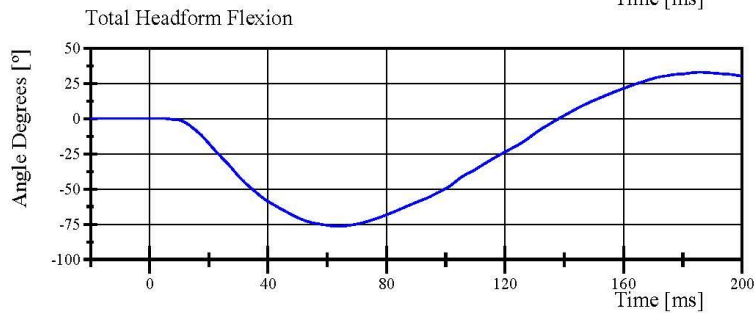
Filter Class: CFC_60
Max: 19.3 ° at 194.7 ms
Min: -68.7 ° at 69.0 ms



Filter Class: CFC_60
Max: 18.4 ° at 183.5 ms
Min: -51.6 ° at 63.8 ms



Filter Class: CFC_60
Max: 14.4 ° at 172.3 ms
Min: -11.7 ° at 39.2 ms



Filter Class: CFC_60
Max: 32.9 ° at 185.8 ms
Min: -76.3 ° at 64.1 ms

Specification Source: CFR49 Part 572 Subpart V
with Polarity in accordance with J211

12.02.2017 13:22:57 695

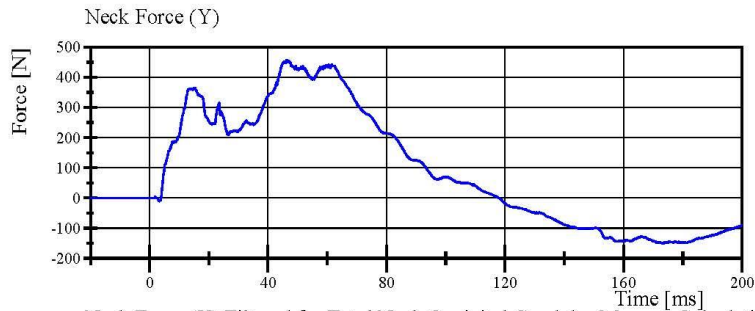


Transportation Research Center Inc.

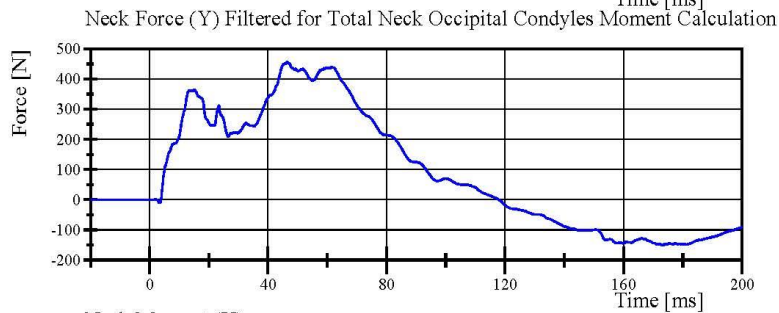
Left Lateral Neck

SID IIS Serial No. 305 Certification No. 60-5

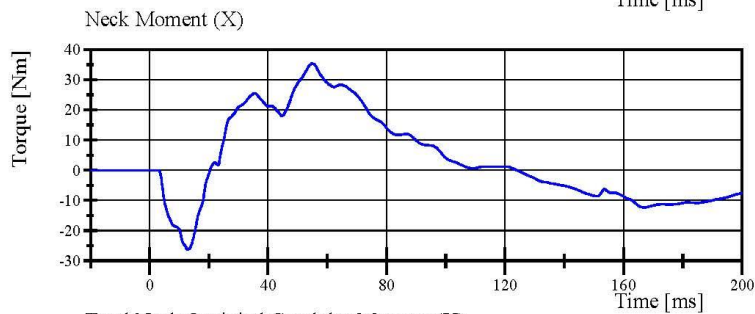
Test Date: 12/2/2017



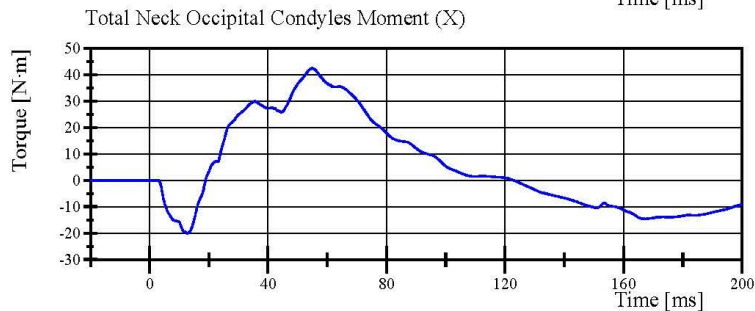
Filter Class: CFC_1000
Max: 457.0 N at 46.2 ms
Min: -150.8 N at 173.2 ms



Filter Class: CFC_600
Max: 456.4 N at 46.4 ms
Min: -150.6 N at 173.3 ms



Filter Class: CFC_600
Max: 35.5 Nm at 54.9 ms
Min: -26.2 Nm at 12.8 ms



Filter Class: Without_(Consta
Max: 42.5 N.m at 54.9 ms
Min: -20.1 N.m at 12.6 ms

Specification Source: CFR49 Part 572 Subpart V
with Polarity in accordance with J211

12.02.2017 13:22:58 695



Transportation Research Center Inc.

Left Lateral Shoulder
SID IIs Serial No. 305 Certification No. 60-2
Test Date: 12/2/2017

Test Parameter	Specification	Test Results	Pass
Temperature	20.6 - 22.2 °C	21.4 °C	Yes
Relative Humidity	10 - 70 %	34 %	Yes
Impactor Velocity	4.2 - 4.4 m/s	4.28 m/s	Yes
Impactor Acceleration	(-13) - (-18) g	-15.6 g	Yes
Shoulder Displacement	28 - 37 mm	30.6 mm	Yes
Upper Spine Lateral Acceleration	17 - 22 g	19.0 g	Yes

Test meets specifications.

Condition: Used

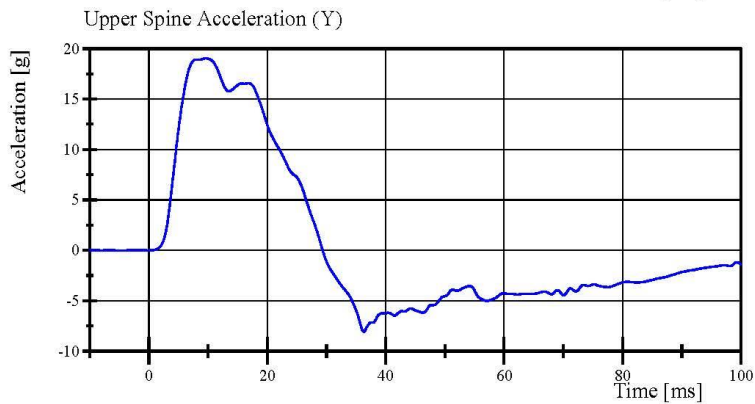
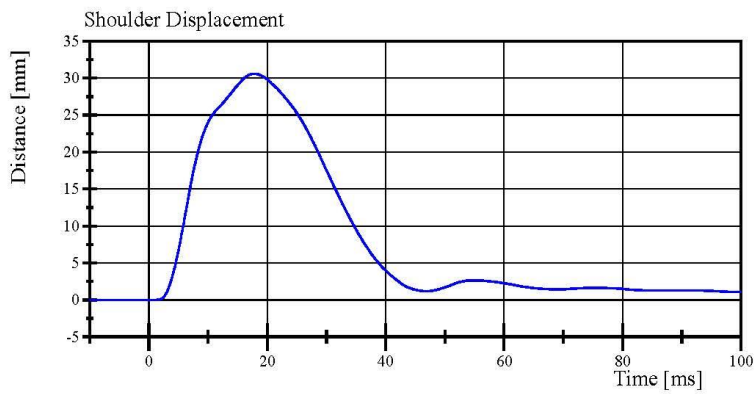
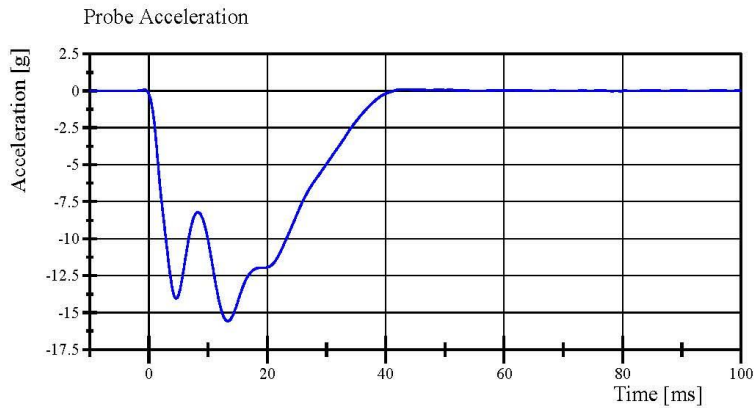
Comments:

Left Arm S/N: 952

Shoulder Rib S/N: 180-3355 169

Transportation Research Center Inc.

Left Lateral Shoulder
SID IIs Serial No. 305 Certification No. 60-2
Test Date: 12/2/2017



Specification Source: CFR49 Part 572 Subpart V
with Polarity in accordance with J211

12.02.2017 06:43:12 799



Transportation Research Center Inc.

Left Lateral Thorax with Arm
SID IIS Serial No. 305 Certification No. 60-1
Test Date: 12/2/2017

Test Parameter	Specification	Test Results	Pass
Temperature	20.6 - 22.2 °C	21.3 °C	Yes
Relative Humidity	10 - 70 %	34 %	Yes
Impactor Velocity	6.60 - 6.80 m/s	6.734 m/s	Yes
Impactor Acceleration	(-30) - (-36) g	-32.8 g	Yes
Shoulder Displacement	31 - 40 mm	35.4 mm	Yes
Upper Thorax Rib Displacement	25 - 32 mm	26.9 mm	Yes
Center Thorax Rib Displacement	30 - 36 mm	31.0 mm	Yes
Lower Thorax Rib Displacement	32 - 38 mm	33.6 mm	Yes
Upper Spine Lateral Acceleration	34 - 43 g	38.8 g	Yes
Lower Spine Lateral Acceleration	29 - 37 g	32.6 g	Yes

Test meets specifications.

Condition: Used

Comments:

Left Arm S/N: 952

Upper Thorax Rib S/N: RS506

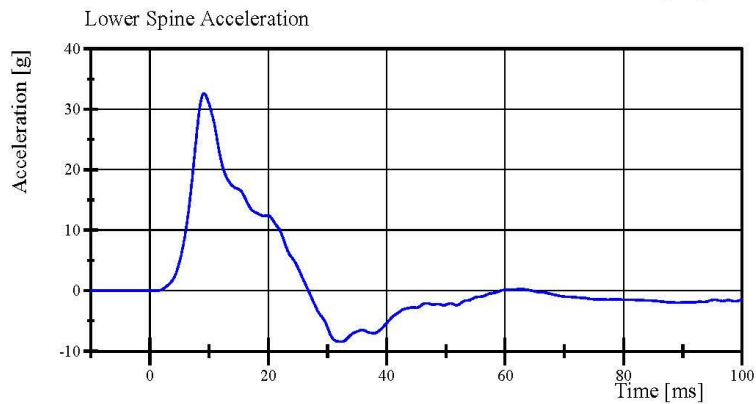
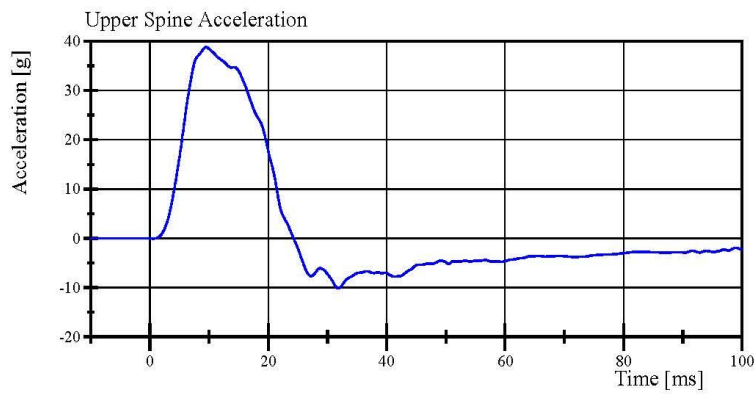
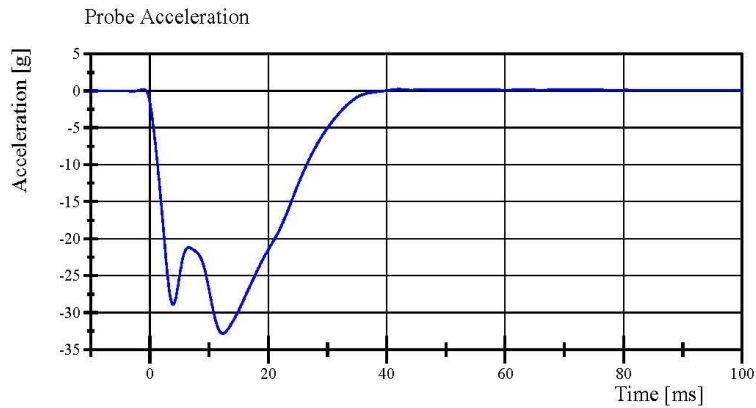
Middle Thorax Rib S/N: RS506

Lower Thorax Rib S/N: RS506

Upper Thorax Pad S/N: 180-3451

Transportation Research Center Inc.

Left Lateral Thorax with Arm
SID IIs Serial No. 305 Certification No. 60-1
Test Date: 12/2/2017



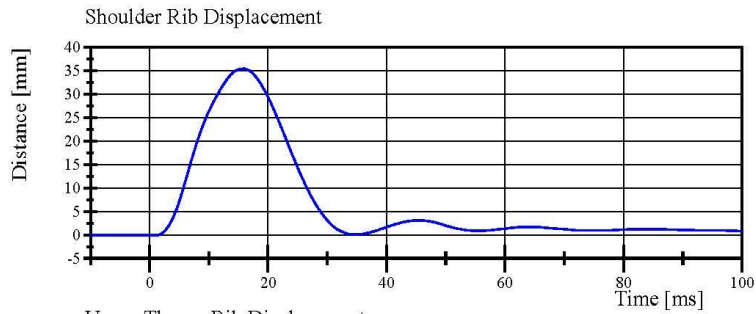
Specification Source: CFR49 Part 572 Subpart V
with Polarity in accordance with J211

12.02.2017 07:48:49 573

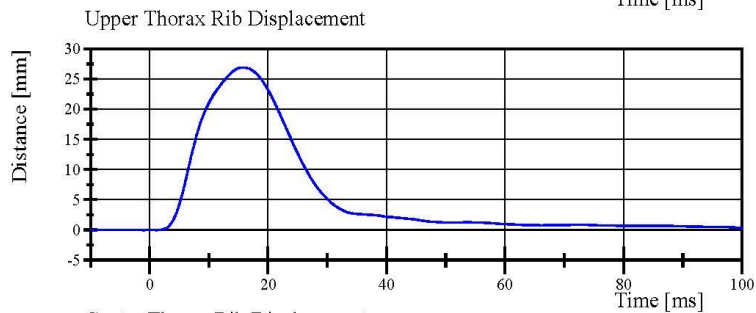


Transportation Research Center Inc.

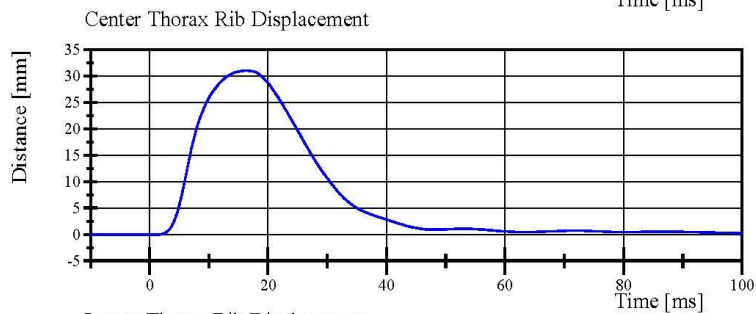
Left Lateral Thorax with Arm
SID IIs Serial No. 305 Certification No. 60-1
Test Date: 12/2/2017



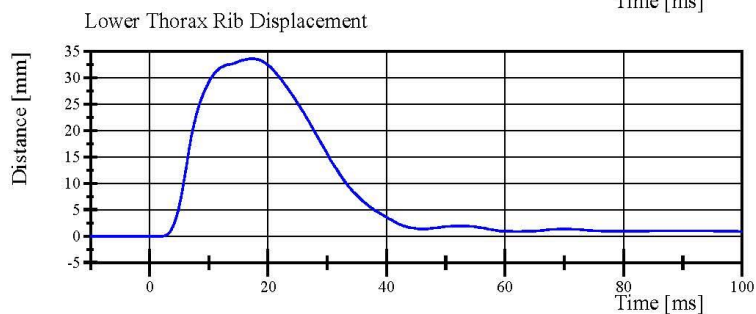
Filter Class: CFC_600
Max: 35.4 mm at 15.8 ms
Min: -0.0 mm at 1.3 ms



Filter Class: CFC_600
Max: 26.9 mm at 15.8 ms
Min: -0.0 mm at -1.0 ms



Filter Class: CFC_600
Max: 31.0 mm at 16.3 ms
Min: -0.0 mm at 1.0 ms



Filter Class: CFC_600
Max: 33.6 mm at 17.4 ms
Min: -0.0 mm at -2.2 ms

Specification Source: CFR49 Part 572 Subpart V
with Polarity in accordance with J211

12.02.2017 07:48:50 573



Transportation Research Center Inc.

Left Lateral Thorax without Arm
SID IIs Serial No. 305 Certification No. 60-1
Test Date: 12/2/2017

Test Parameter	Specification	Test Results	Pass
Temperature	20.6 - 22.2 °C	21.6 °C	Yes
Relative Humidity	10 - 70 %	34 %	Yes
Impactor Velocity	4.20 - 4.40 m/s	4.396 m/s	Yes
Impactor Acceleration	(-14) - (-18) g	-16.3 g	Yes
Upper Thorax Rib Displacement	32 - 40 mm	38.2 mm	Yes
Center Thorax Rib Displacement	39 - 45 mm	41.3 mm	Yes
Lower Thorax Rib Displacement	35 - 43 mm	35.6 mm	Yes
Upper Spine Lateral Acceleration	13 - 17 g	15.7 g	Yes
Lower Spine Lateral Acceleration	7 - 11 g	9.8 g	Yes

Test meets specifications.

Condition: Used

Comments:

Upper Thorax Rib S/N: RS506

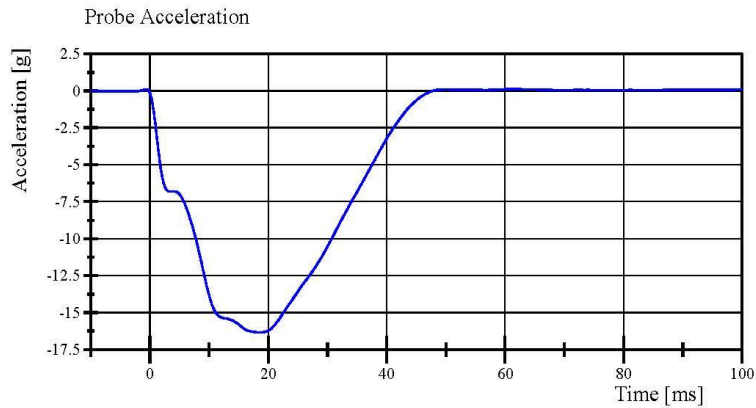
Middle Thorax Rib S/N: RS506

Lower Thorax Rib S/N: RS506

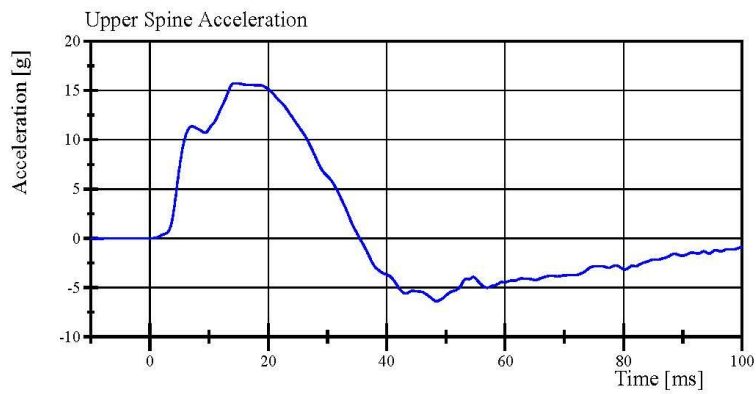
Upper Thorax Pad S/N: 180-3451

Transportation Research Center Inc.

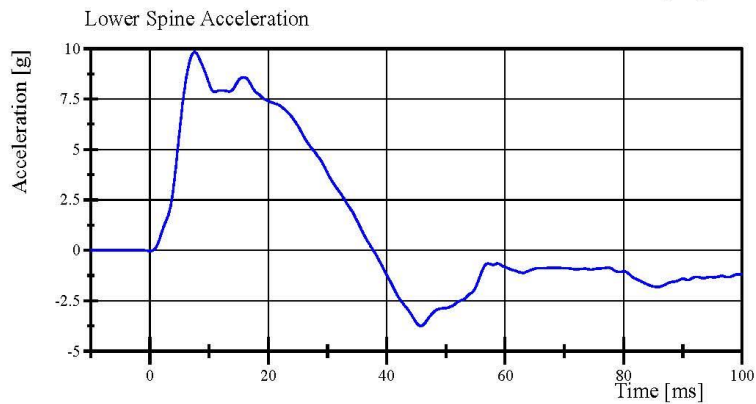
Left Lateral Thorax without Arm
SID IIs Serial No. 305 Certification No. 60-1
Test Date: 12/2/2017



Filter Class: CFC_180
Max: 0.1 g at 62.1 ms
Min: -16.3 g at 18.7 ms



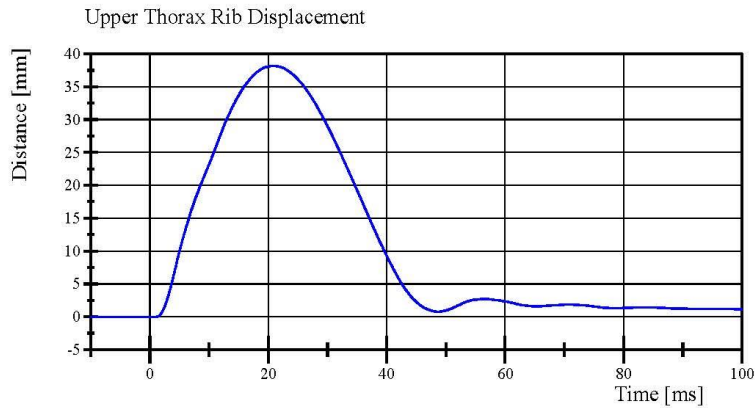
Filter Class: CFC_180
Max: 15.7 g at 14.3 ms
Min: -6.4 g at 48.5 ms



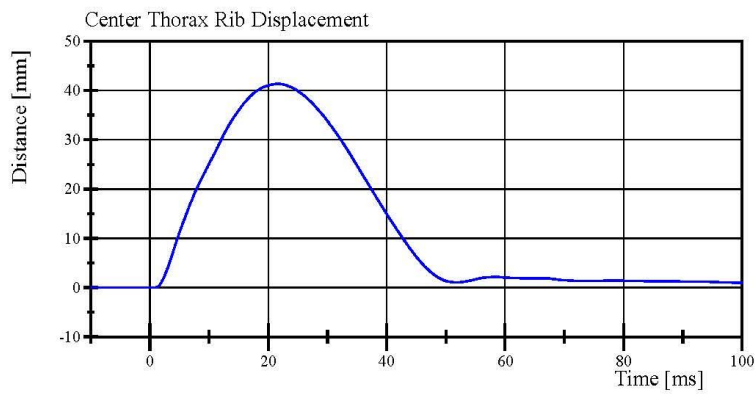
Filter Class: CFC_180
Max: 9.8 g at 7.6 ms
Min: -3.7 g at 45.8 ms

Transportation Research Center Inc.

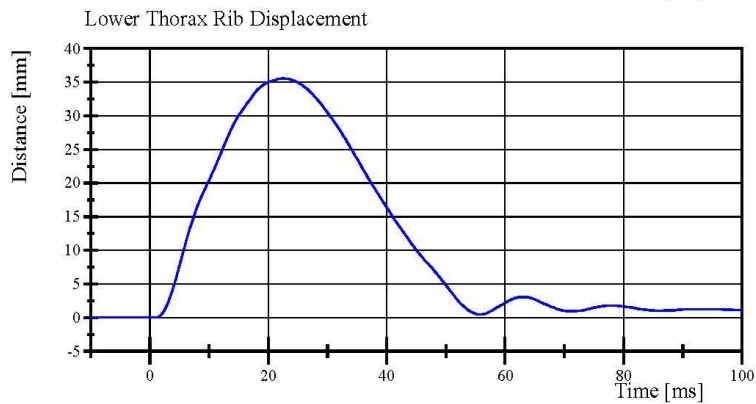
Left Lateral Thorax without Arm
SID IIs Serial No. 305 Certification No. 60-1
Test Date: 12/2/2017



Filter Class: CFC_600
Max: 38.2 mm at 20.9 ms
Min: -0.0 mm at 1.0 ms



Filter Class: CFC_600
Max: 41.3 mm at 21.6 ms
Min: -0.0 mm at 0.6 ms



Filter Class: CFC_600
Max: 35.6 mm at 22.5 ms
Min: -0.0 mm at -4.9 ms

Transportation Research Center Inc.

Left Lateral Abdomen
SID IIS Serial No. 305 Certification No. 60-1
Test Date: 12/2/2017

Test Parameter	Specification	Test Results	Pass
Temperature	20.6 - 22.2 °C	21.4 °C	Yes
Relative Humidity	10 - 70 %	36 %	Yes
Impactor Velocity	4.2 - 4.4 m/s	4.28 m/s	Yes
Impactor Acceleration	(-12) - (-16) g	-13.7 g	Yes
Upper Abdominal Rib Displacement	36 - 47 mm	44.3 mm	Yes
Lower Abdominal Rib Displacement	33 - 44 mm	38.7 mm	Yes
Lower Spine Lateral Acceleration	9 - 14.0 g	10.62 g	Yes

Test meets specifications.

Condition: Used

Comments:

Upper Abdominal Rib S/N: RS564

Lower Abdominal Rib S/N: 180-5368 DS1234

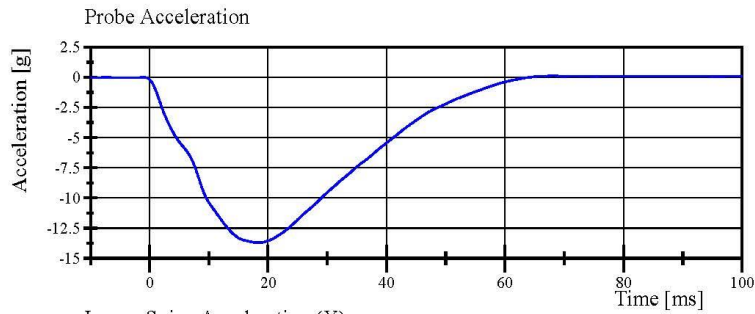
Abdominal Pad S/N: 180-3453

Transportation Research Center Inc.

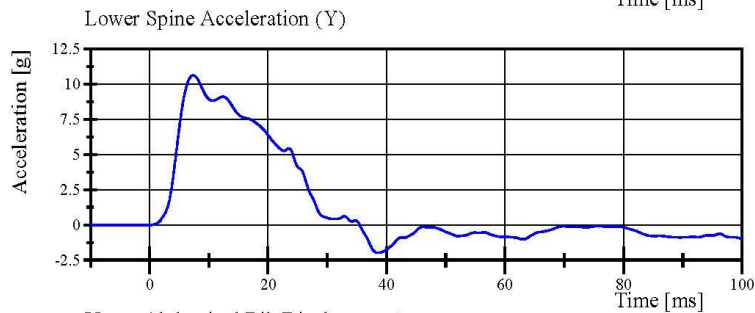
Left Lateral Abdomen

SID IIs Serial No. 305 Certification No. 60-1

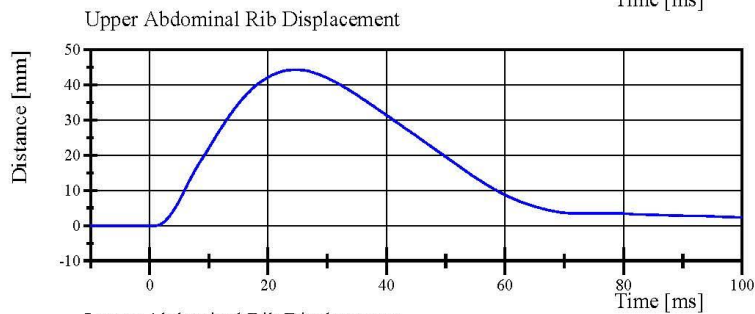
Test Date: 12/2/2017



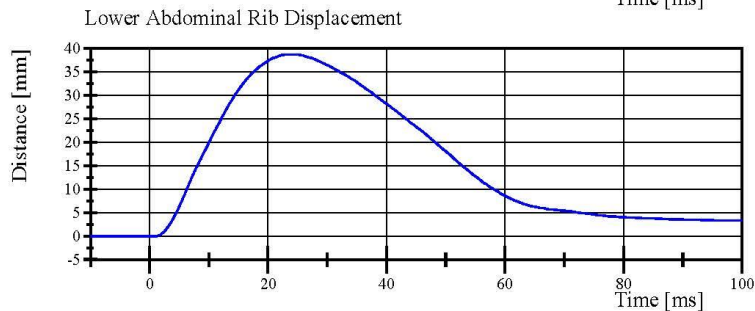
Filter Class: CFC_180
Max: 0.2 g at 68.2 ms
Min: -13.7 g at 18.4 ms



Filter Class: CFC_180
Max: 10.6 g at 7.4 ms
Min: -2.0 g at 38.6 ms



Filter Class: CFC_600
Max: 44.3 mm at 24.6 ms
Min: -0.0 mm at -0.9 ms



Filter Class: CFC_600
Max: 38.7 mm at 23.8 ms
Min: -0.0 mm at 1.0 ms

Specification Source: CFR49 Part 572 Subpart V
with Polarity in accordance with J211

12.02.2017 08:22:50 632



Transportation Research Center Inc.

Left Lateral Pelvis
SID IIs Serial No. 305 Certification No. 60-1
Test Date: 12/2/2017

Test Parameter	Specification	Test Results	Pass
Temperature	20.6 - 22.2 °C	21.8 °C	Yes
Relative Humidity	10 - 70 %	35 %	Yes
Pendulum Velocity	6.6 - 6.8 m/s	6.60 m/s	Yes
Impactor Acceleration	(-38.0) - (-47.0) g	-40.19 g	Yes
Peak Pelvis Lateral Acceleration after 6ms	34 - 42 g	36.3 g	Yes
Acetabulum Force	3,600 - 4,300 N	3,782.1 N	Yes

Test meets specifications.

Condition: Used

Comments:

Comments: Pelvis Skin S/N: 884

Pelvis Plug Info:

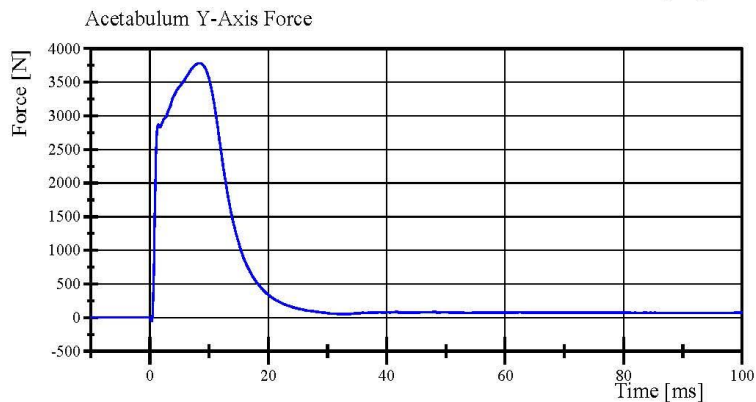
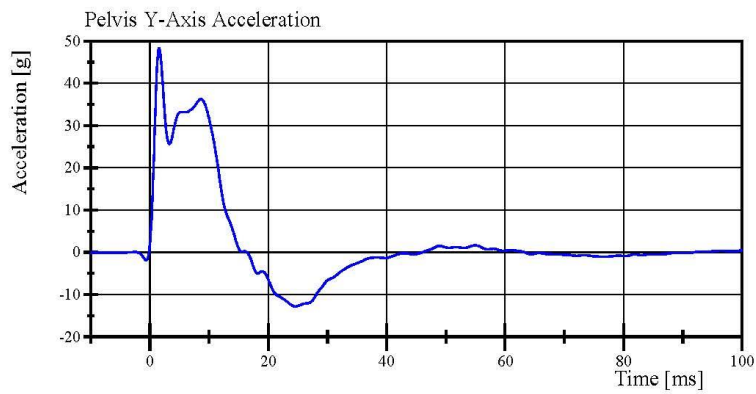
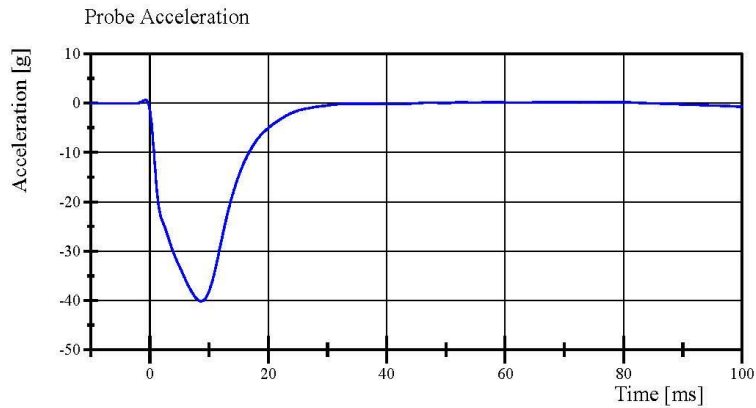
Manufacturer: SACO

S/N: 11158

Cal Date: 20160418

Transportation Research Center Inc.

Left Lateral Pelvis
SID IIs Serial No. 305 Certification No. 60-1
Test Date: 12/2/2017



Specification Source: CFR49 Part 572 Subpart V
with Polarity in accordance with J211

12.02.2017 08:42:25 396



Transportation Research Center Inc.

Left Lateral Iliac

SID IIs Serial No. 305 Certification No. 60-1

Test Date: 12/1/2017

Test Parameter	Specification	Test Results	Pass
Temperature	20.6 - 22.2 °C	21.7 °C	Yes
Relative Humidity	10 - 70 %	35 %	Yes
Pendulum Velocity	4.2 - 4.4 m/s	4.34 m/s	Yes
Impactor Acceleration	(-36) - (-45) g	-40.7 g	Yes
Peak Pelvis Lateral Acceleration	28 - 39 g	33.4 g	Yes
Iliac Force	4,100 - 5,100 N	4,707.0 N	Yes

Test meets specifications.

Condition: Used

Comments:

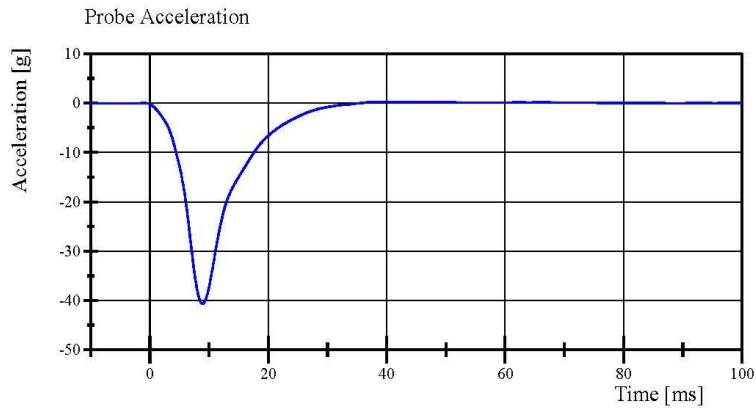
Pelvis Skin S/N: 884

Transportation Research Center Inc.

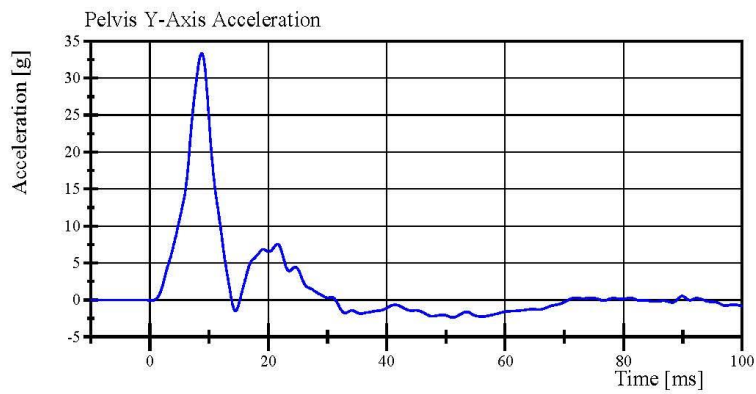
Left Lateral Iliac

SID IIs Serial No. 305 Certification No. 60-1

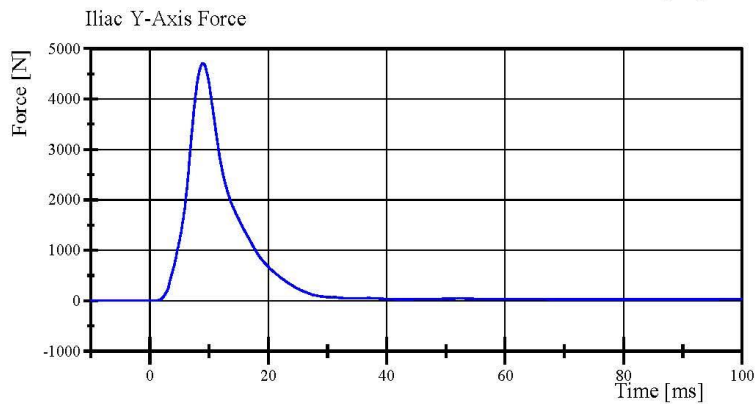
Test Date: 12/1/2017



Filter Class: CFC_180
Max: 0.3 g at 38.7 ms
Min: -40.7 g at 8.9 ms



Filter Class: CFC_180
Max: 33.4 g at 8.8 ms
Min: -2.4 g at 51.1 ms



Filter Class: CFC_600
Max: 4,707.0 N at 9.0 ms
Min: -0.9 N at -8.6 ms

Specification Source: CFR49 Part 572 Subpart V
with Polarity in accordance with J211

12.01.2017 15:52:57 612



APPENDIX D
TEST EQUIPMENT AND INSTRUMENTATION CALIBRATION DATA

TABLE 1 – Dummy Instrumentation (ES-2re)

		ES-2re S/N F030			
		Serial Number	Manufacturer	Calibration Date	
Head Accelerometers	X	P87680	Endevco	28-Sep-2017	
	Y	P66873	Endevco	26-Sep-2017	
	Z	P91950	Endevco	26-Sep-2017	
Redundant Head Accelerometers	X	P94566	Endevco	26-Sep-2017	
	Y	P83368	Endevco	25-Oct-2017	
	Z	P94483	Endevco	26-Sep-2017	
Thoracic Rib Displacement Potentiometers	Upper	Y	111	Honeywell	26-Sep-2017
	Middle	Y	174	FTSS	26-Sep-2017
	Lower	Y	173	FTSS	26-Sep-2017
Abdomen Load Cells	Front	Y	1441	Denton	15-Mar-2017
	Middle	Y	1436	Denton	15-Mar-2017
	Rear	Y	1437	Denton	15-Mar-2017
Lower Spine Accelerometers (T12)	X	P89126	Endevco	25-Sep-2017	
	Y	P87139	Endevco	25-Sep-2017	
	Z	P64884	Endevco	25-Sep-2017	
Acetabulum Load Cell	Y	N/A	N/A	N/A	
Pubic Symphysis Load Cell	Y	457-FY	Denton	15-Mar-2017	

TABLE 2 – Dummy Instrumentation (SID-IIs)

				SID-IIs S/N 305		
				Serial Number	Manufacturer	Calibration Date
Head Accelerometers		X	T11432	Endevco	03-Oct-2017	
		Y	P93774	Endevco	28-Sep-2017	
		Z	P91566	Endevco	28-Sep-2017	
Redundant Head Accelerometers		X	P91615	Endevco	28-Sep-2017	
		Y	P93762	Endevco	28-Sep-2017	
		Z	P93761	Endevco	28-Sep-2017	
Displacement Potentiometers	Shoulder		N/A	N/A	N/A	N/A
	Thoracic Rib	Upper	Y	007	Servo	28-Sep-2017
		Middle	Y	037	Servo	28-Sep-2017
		Lower	Y	1161	Servo	28-Sep-2017
	Abdominal Rib	Upper	Y	1295	Servo	28-Sep-2017
		Lower	Y	1136	Servo	28-Sep-2017
Lower Spine Accelerometers (T12)		X	P94545	Endevco	28-Sep-2017	
		Y	P94647	Endevco	28-Sep-2017	
		Z	P94530	Endevco	28-Sep-2017	
Acetabulum Load Cell		Y	DK7483S-FY	FTSS	28-Sep-2017	
Iliac Wing Load Cell		Y	287-FY	Denton	28-Sep-2017	
Pelvis Plug (struck side)			11153	SACO	18-Apr-2016	
Pelvis Plug (non-struck side)			36473	FTSS	23-Sep-2010	

TABLE 3 – Vehicle Instrumentation

Vehicle Instrumentation			Serial Number	Manufacturer	Calibration Date
1	Vehicle Center of Gravity	X	P87577	Endevco	9-Nov-2017
	Vehicle Center of Gravity	Y	P91963	Endevco	9-Nov-2017
	Vehicle Center of Gravity	Z	P91171	Endevco	9-Nov-2017
2	Right Sill at Front Seat	X	P73587	Endevco	14-Nov-2017
	Right Sill at Front Seat	Y	P73570	Endevco	14-Nov-2017
	Right Sill at Front Seat	Z	P61288	Endevco	14-Nov-2017
3	Right Sill at Rear Seat	X	P29093	Endevco	3-Oct-2017
	Right Sill at Rear Seat	Y	P29109	Endevco	3-Oct-2017
	Right Sill at Rear Seat	Z	P94489	Endevco	3-Oct-2017
4	Left Sill at Front Door	Y	P97245	Endevco	2-Oct-2017
5	Left Sill at Rear Door	Y	P59000	Endevco	27-Sep-2017
6	Left A-Post Lower	Y	P33845	Endevco	13-Nov-2017
7	Left A-Post Middle	Y	P81599	Endevco	13-Nov-2017
8	Left B-Post Lower	Y	P79977	Endevco	8-Nov-2017
9	B-Post Middle	Y	P88453	Endevco	8-Nov-2017
10	Front Seat Track	Y	P97540	Endevco	13-Nov-2017
11	Rear Seat Track or Structure	Y	P97621	Endevco	2-Oct-2017
12	Right Rear Occupant Compartment	Y	P34250	Endevco	2-Oct-2017
13	Engine Block	X	P97717	Endevco	2-Oct-2017
	Engine Block	Y	P97631	Endevco	2-Oct-2017
14	Rear Floorpan Above Axle	X	P61295	Endevco	14-Nov-2017
	Rear Floorpan Above Axle	Y	P58611	Endevco	14-Nov-2017
	Rear Floorpan Above Axle	Z	P76454	Endevco	14-Nov-2017

TABLE 4 – MDB Instrumentation

MDB Instrumentation		Serial Number	Manufacturer	Calibration Date
MDB Center of Gravity	X	P97724	Endevco	26-Sep-2017
MDB Center of Gravity	Y	P97718	Endevco	26-Sep-2017
MDB Center of Gravity	Z	P97715	Endevco	26-Sep-2017
Left Frame Rail at Rear Axle Centerline	X	P97876	Endevco	26-Sep-2017
Left Frame Rail at Rear Axle Centerline	Y	P97729	Endevco	26-Sep-2017