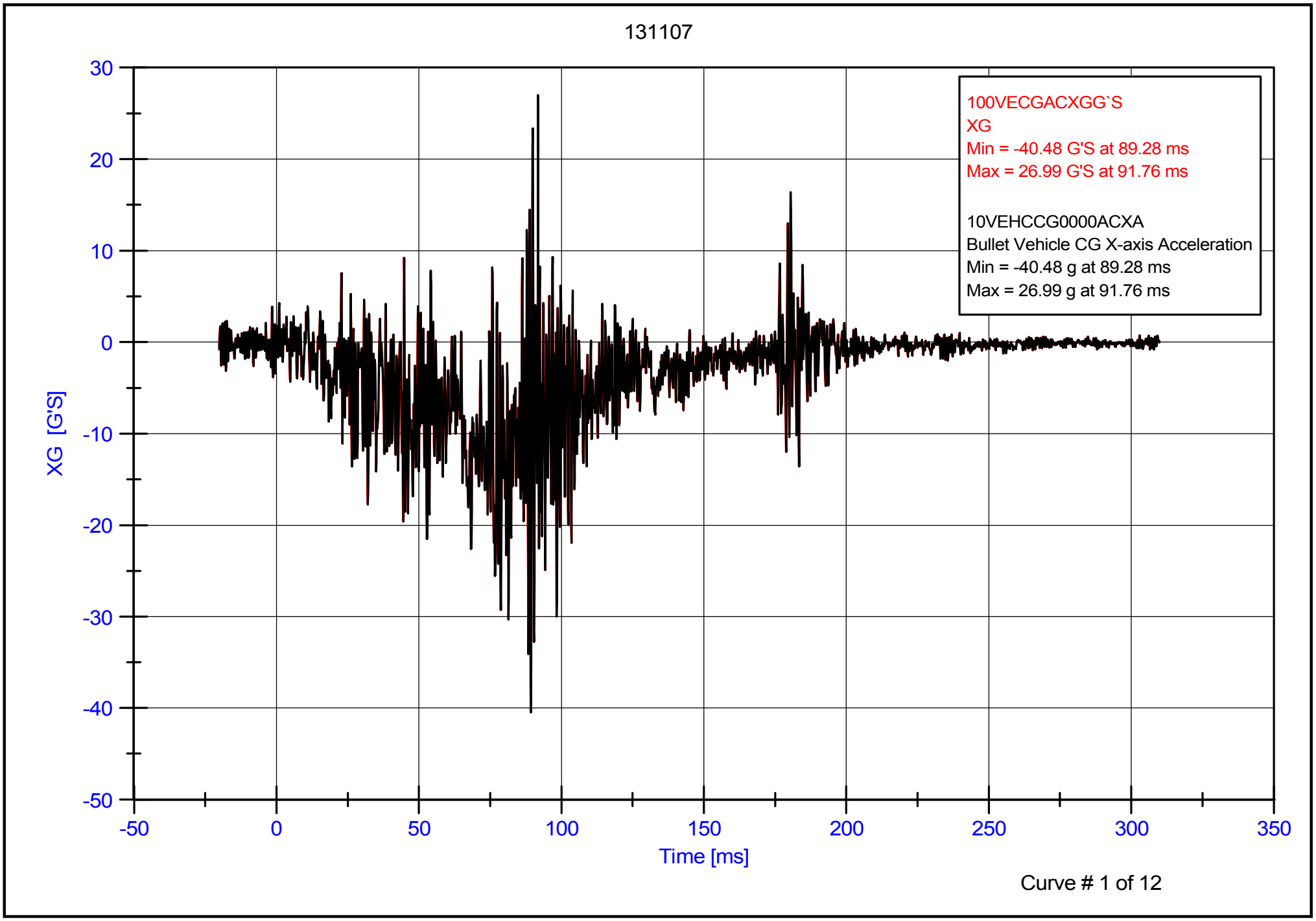
131107
100VECGACXGG`S
XG
Min = -40.48 G'S at 89.28 ms
Max = 26.99 G'S at 91.76 ms
10VEHCCG0000ACXA
Bullet Vehicle CG X-axis Acceleration
Min = -40.48 g at 89.28 ms
Max = 26.99 g at 91.76 ms
XG [G'S]
30
20
10
0
-10
-20
-30
-40
-50
-50
0
50
100
150
200
250
300
350
Time [ms]
Curve # 1 of 12

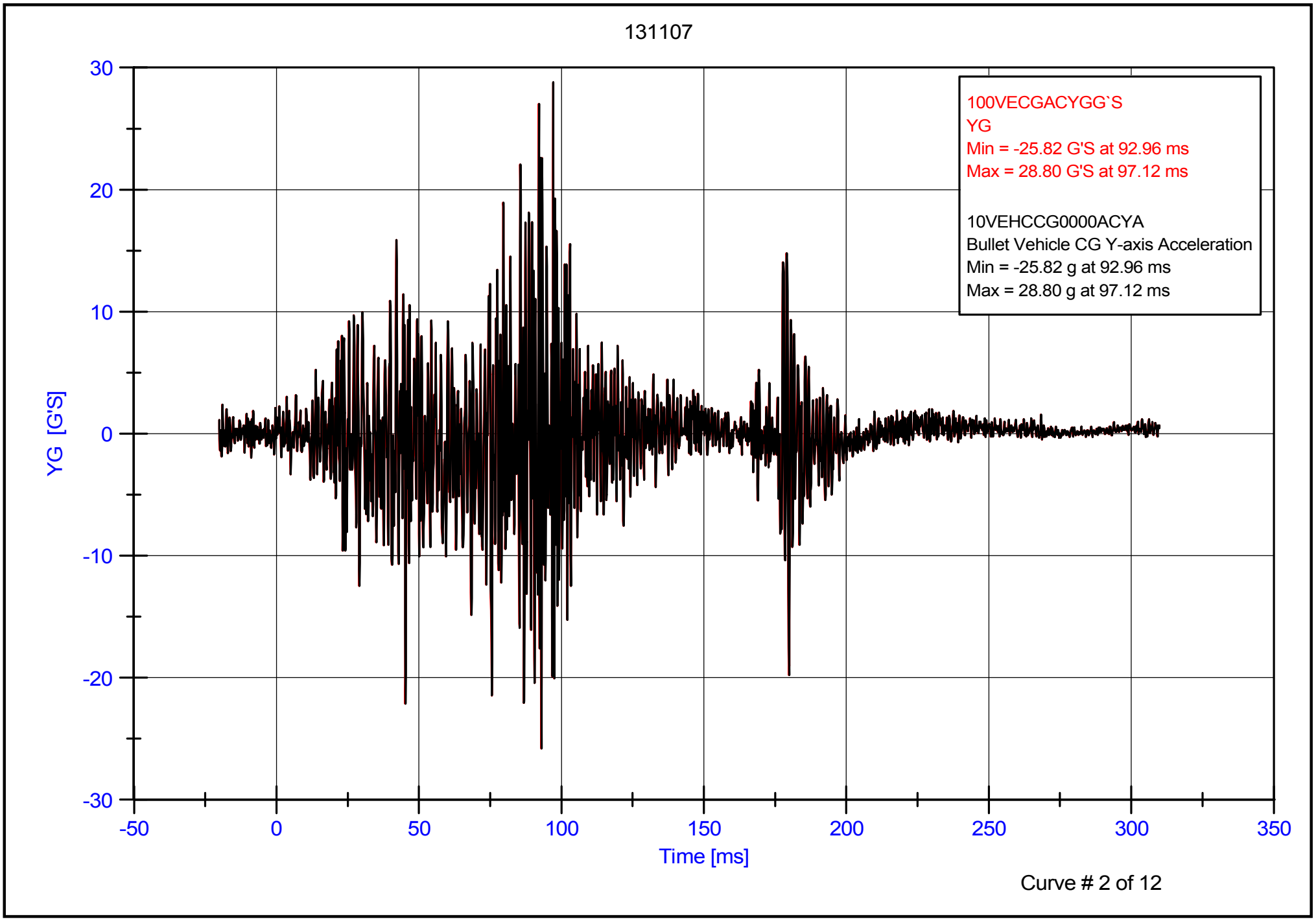
131107
100VECGACYGG`S
YG
Min = -25.82 G'S at 92.96 ms
Max = 28.80 G'S at 97.12 ms
10VEHCCG0000ACYA
Bullet Vehicle CG Y-axis Acceleration
Min = -25.82 g at 92.96 ms
Max = 28.80 g at 97.12 ms
YG [G'S]
30
20
10
0
-10
-20
-30
-50
0
50
100
150
200
250
300
350
Time [ms]
Curve # 2 of 12

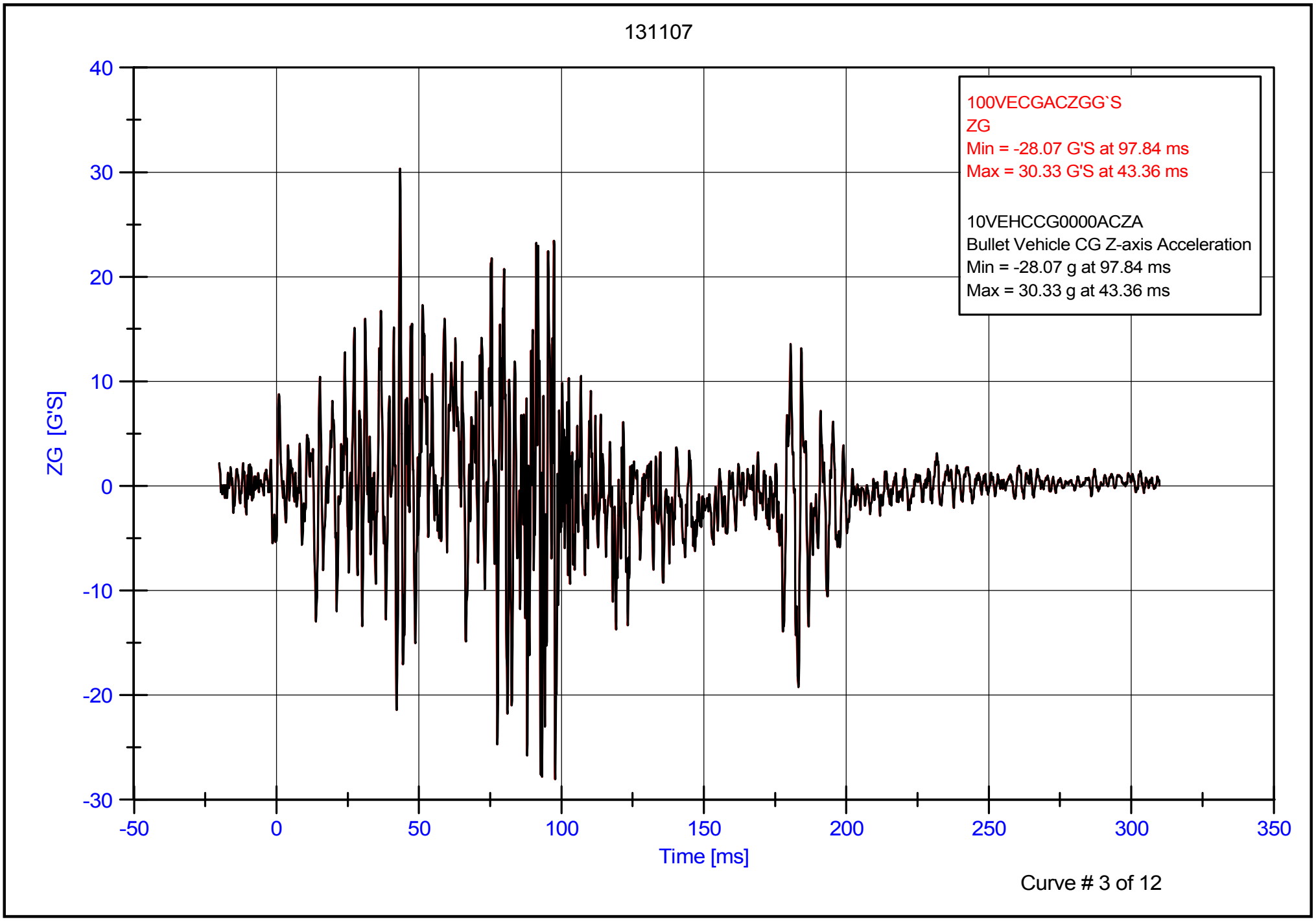
131107
100VECGACZGG`S
ZG
Min = -28.07 G'S at 97.84 ms
Max = 30.33 G'S at 43.36 ms
10VEHCCG0000ACZA
Bullet Vehicle CG Z-axis Acceleration
Min = -28.07 g at 97.84 ms
Max = 30.33 g at 43.36 ms
ZG [G'S]
40
30
20
10
0
-10
-20
-30
-50
0
50
100
150
200
250
300
350
Time [ms]
Curve # 3 of 12

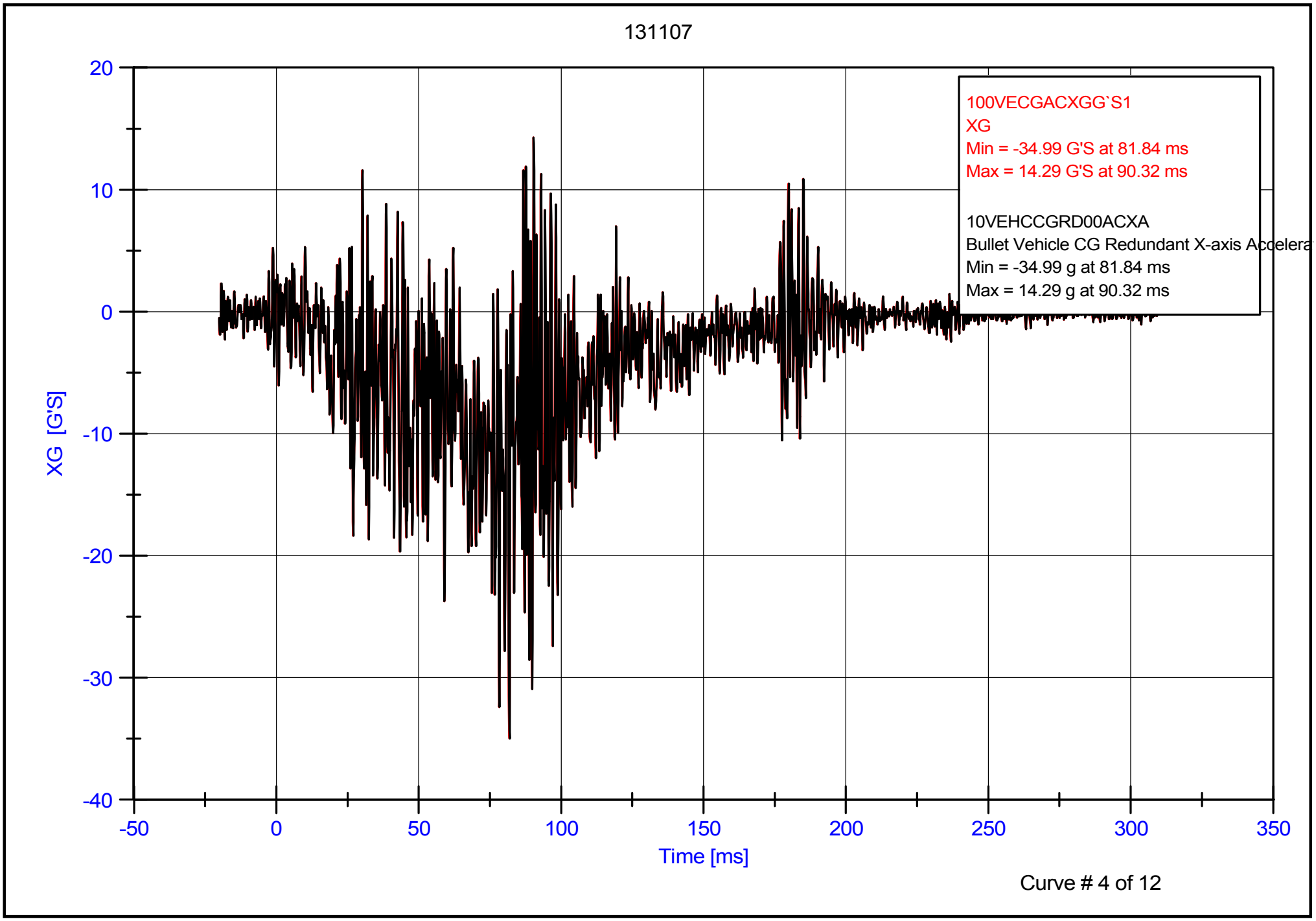
131107
100VECGACXGG`S1
XG
Min = -34.99 G'S at 81.84 ms
Max = 14.29 G'S at 90.32 ms
10VEHCCGRD00ACXA
Bullet Vehicle CG Redundant X-axis Accelera
Min = -34.99 g at 81.84 ms
Max = 14.29 g at 90.32 ms
XG [G'S]
20
10
0
-10
-20
-30
-40
-50
0
50
100
150
200
250
300
350
Time [ms]
Curve # 4 of 12

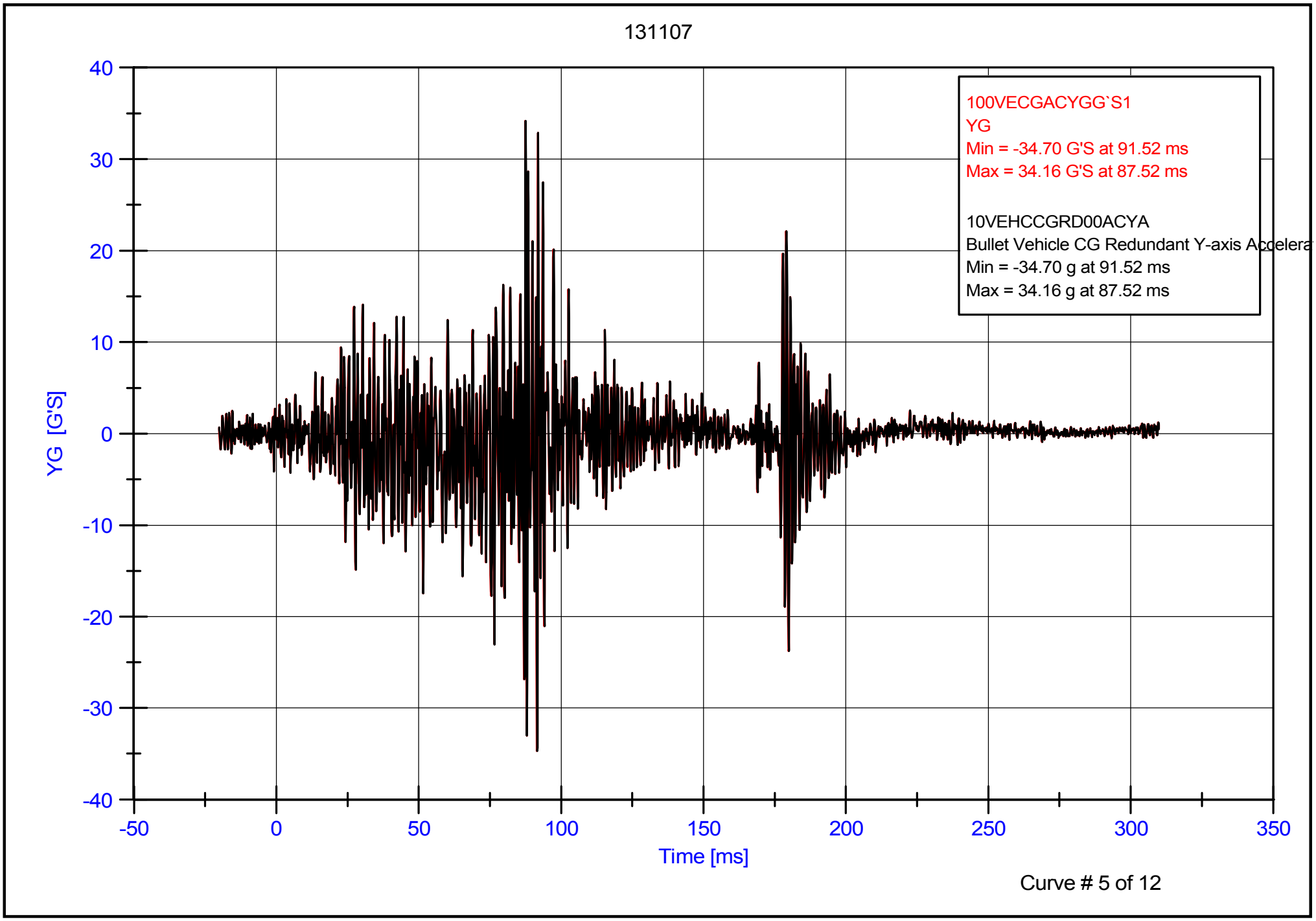
131107
100VECGACYGG`S1
YG
Min = -34.70 G'S at 91.52 ms
Max = 34.16 G'S at 87.52 ms
10VEHCCGRD00ACYA
Bullet Vehicle CG Redundant Y-axis Accelera
Min = -34.70 g at 91.52 ms
Max = 34.16 g at 87.52 ms
YG [G'S]
40
30
20
10
0
-10
-20
-30
-40
-50
0
50
100
150
200
250
300
350
Time [ms]
Curve # 5 of 12

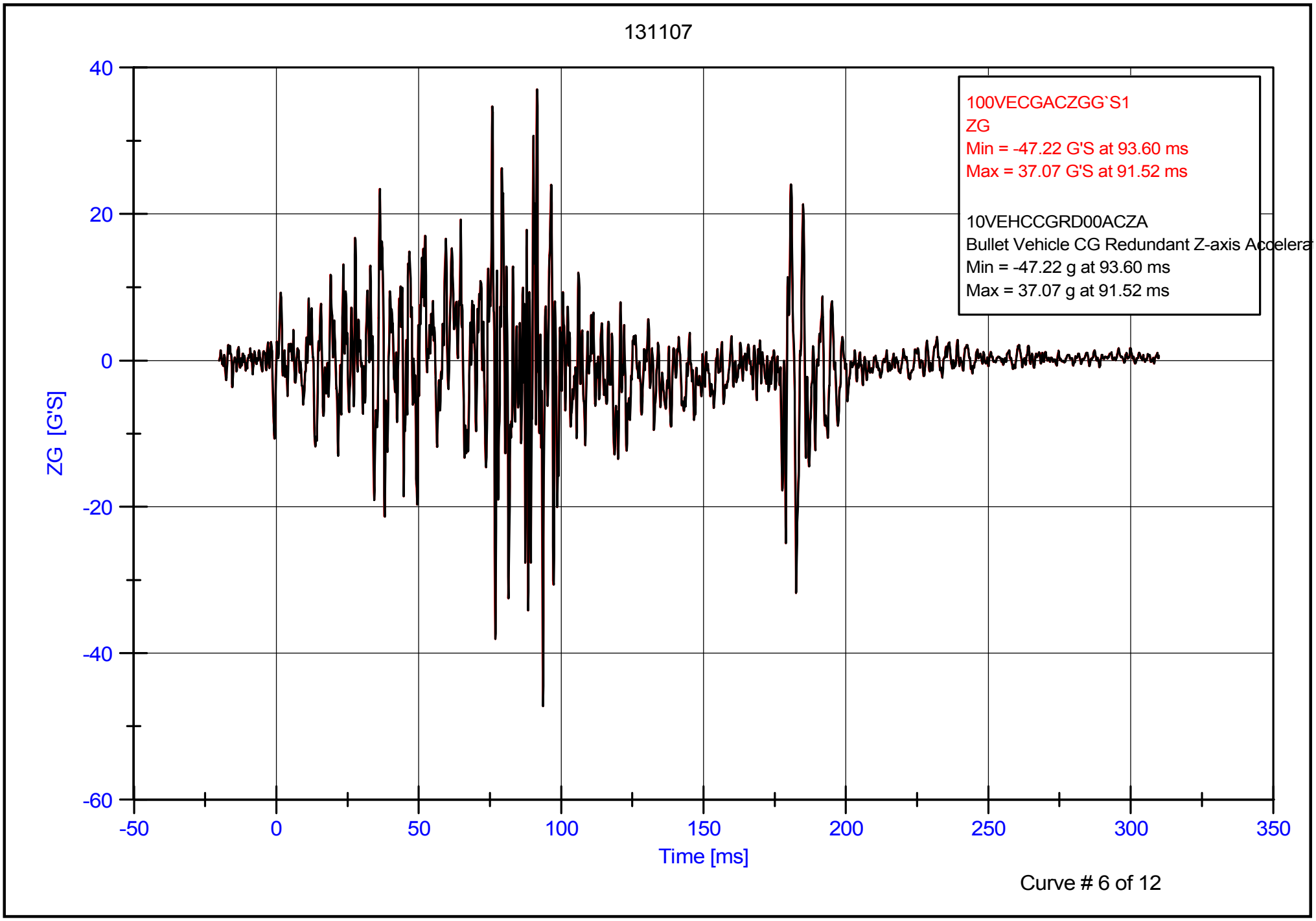
131107
100VECGACZGG`S1
ZG
Min = -47.22 G'S at 93.60 ms
Max = 37.07 G'S at 91.52 ms
10VEHCCGRD00ACZA
Bullet Vehicle CG Redundant Z-axis Accelera
Min = -47.22 g at 93.60 ms
Max = 37.07 g at 91.52 ms
ZG [G'S]
40
20
0
-20
-40
-60
-50
0
50
100
150
200
250
300
350
Time [ms]
Curve # 6 of 12

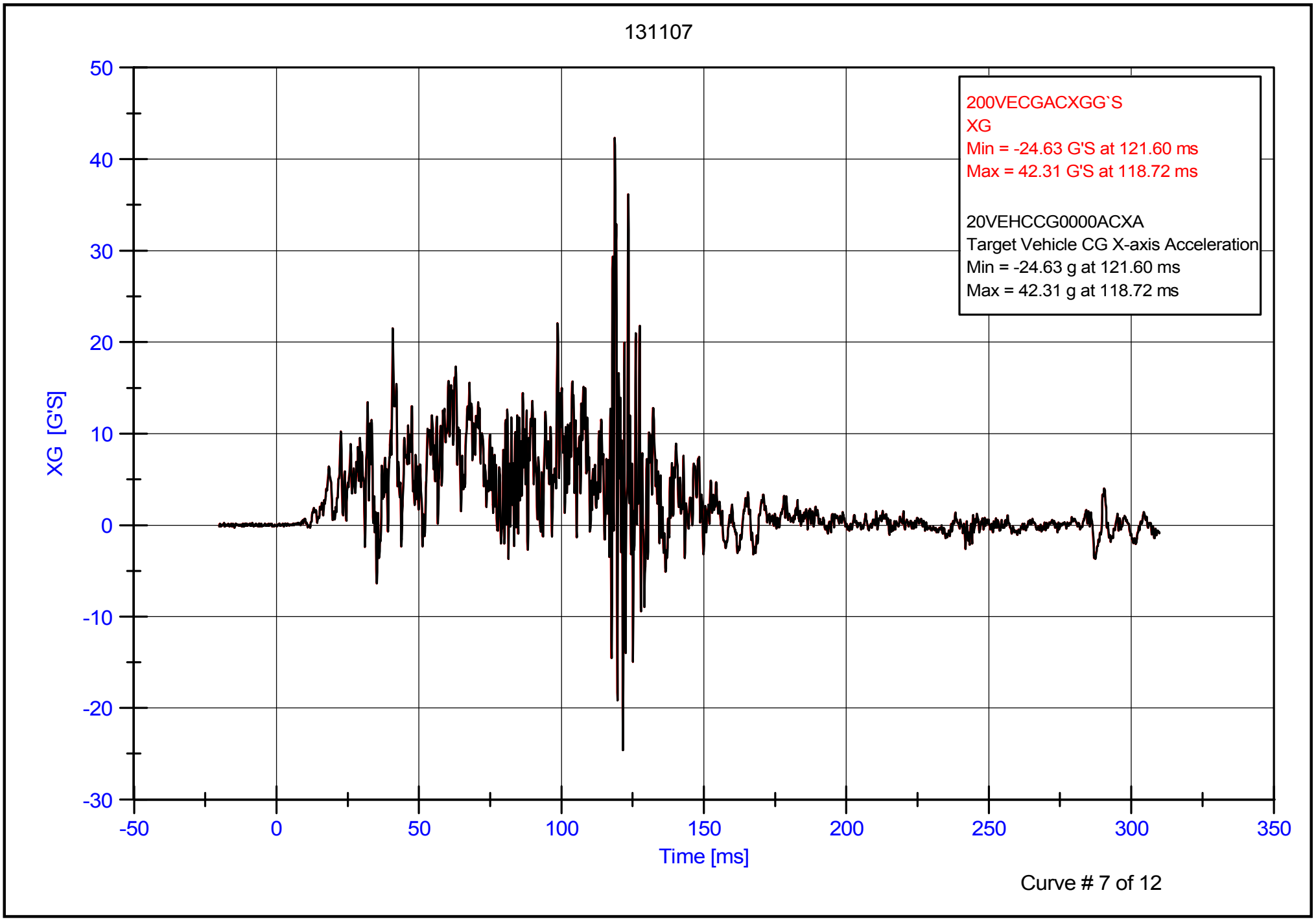
131107
200VECGACXGG`S
XG
Min = -24.63 G'S at 121.60 ms
Max = 42.31 G'S at 118.72 ms
20VEHCCG0000ACXA
Target Vehicle CG X-axis Acceleration
Min = -24.63 g at 121.60 ms
Max = 42.31 g at 118.72 ms
XG [G'S]
50
40
30
20
10
0
-10
-20
-30
-50
0
50
100
150
200
250
300
350
Time [ms]
Curve # 7 of 12

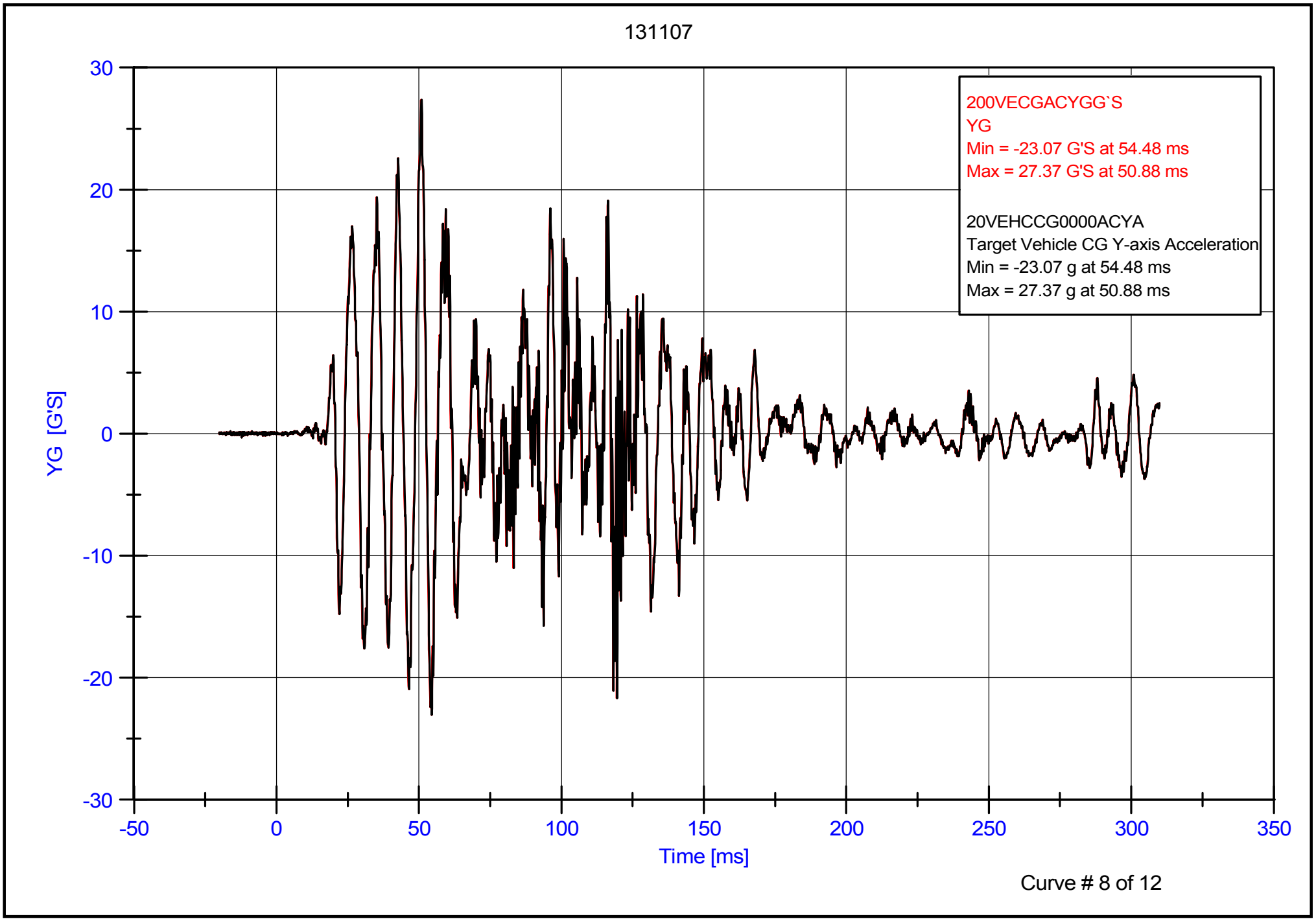
131107
200VECGACYGG`S
YG
Min = -23.07 G'S at 54.48 ms
Max = 27.37 G'S at 50.88 ms
20VEHCCG0000ACYA
Target Vehicle CG Y-axis Acceleration
Min = -23.07 g at 54.48 ms
Max = 27.37 g at 50.88 ms
YG [G'S]
30
20
10
0
-10
-20
-30
-50
0
50
100
150
200
250
300
350
Time [ms]
Curve # 8 of 12

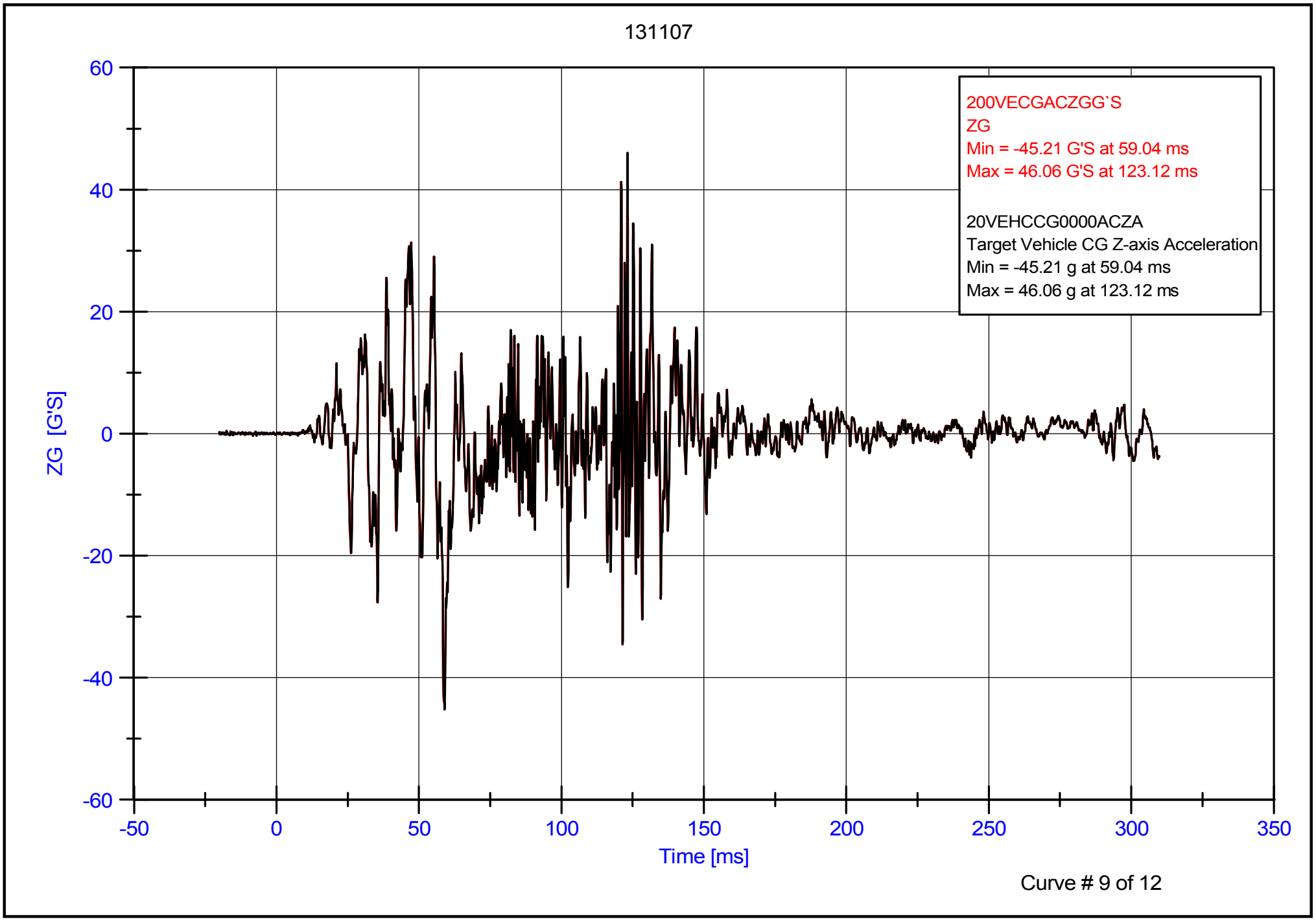
131107
200VECGACZGG`S
ZG
Min = -45.21 G'S at 59.04 ms
Max = 46.06 G'S at 123.12 ms
20VEHCCG0000ACZA
Target Vehicle CG Z-axis Acceleration
Min = -45.21 g at 59.04 ms
Max = 46.06 g at 123.12 ms
ZG [G'S]
60
40
20
0
-20
-40
-60
-50
0
50
100
150
200
250
300
350
Time [ms]
Curve # 9 of 12

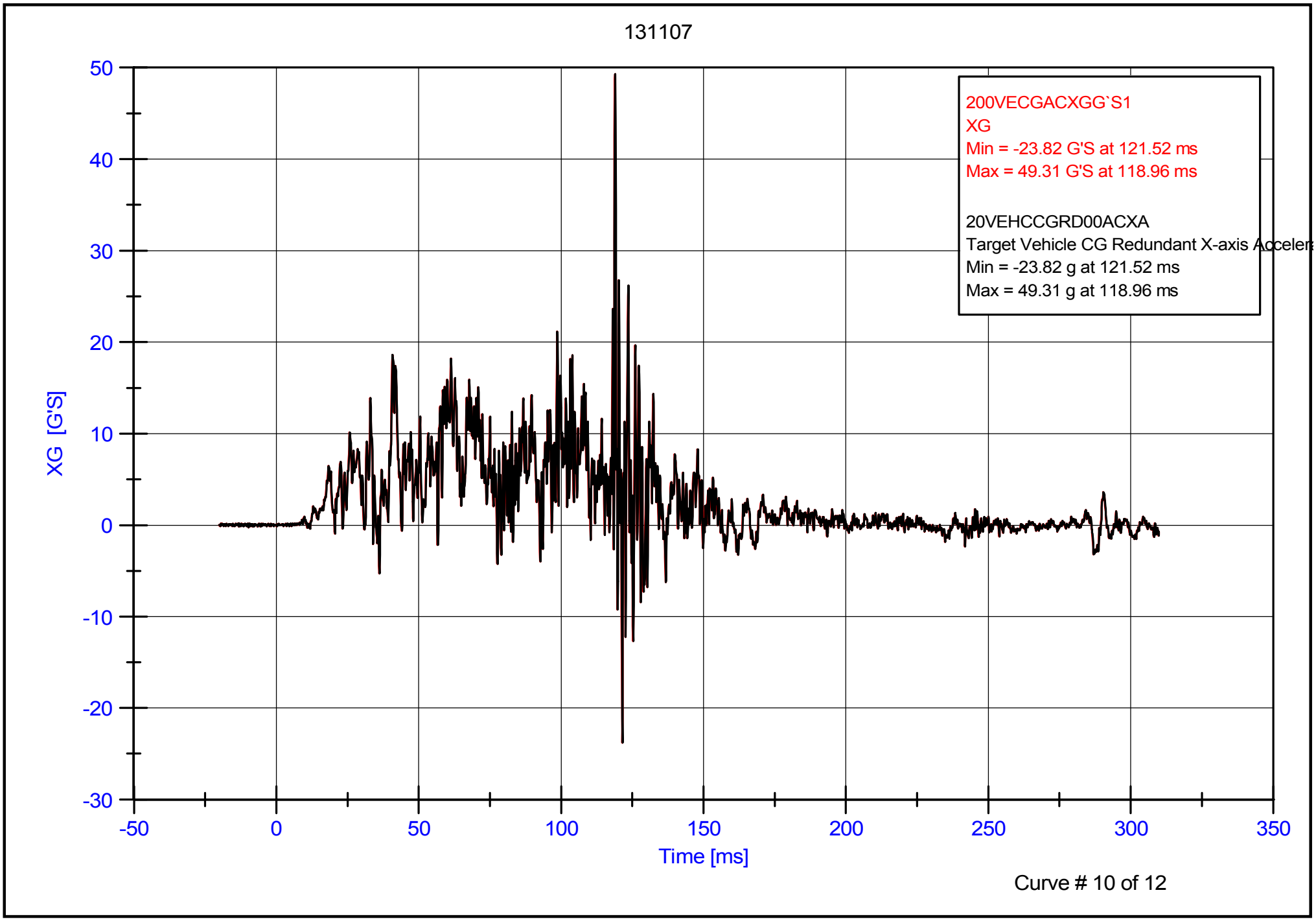
131107
200VECGACXGG`S1
XG
Min = -23.82 G'S at 121.52 ms
Max = 49.31 G'S at 118.96 ms
20VEHCCGRD00ACXA
Target Vehicle CG Redundant X-axis Acceler
Min = -23.82 g at 121.52 ms
Max = 49.31 g at 118.96 ms
XG [G'S]
50
40
30
20
10
0
-10
-20
-30
-50
0
50
100
150
200
250
300
350
Time [ms]
Curve # 10 of 12

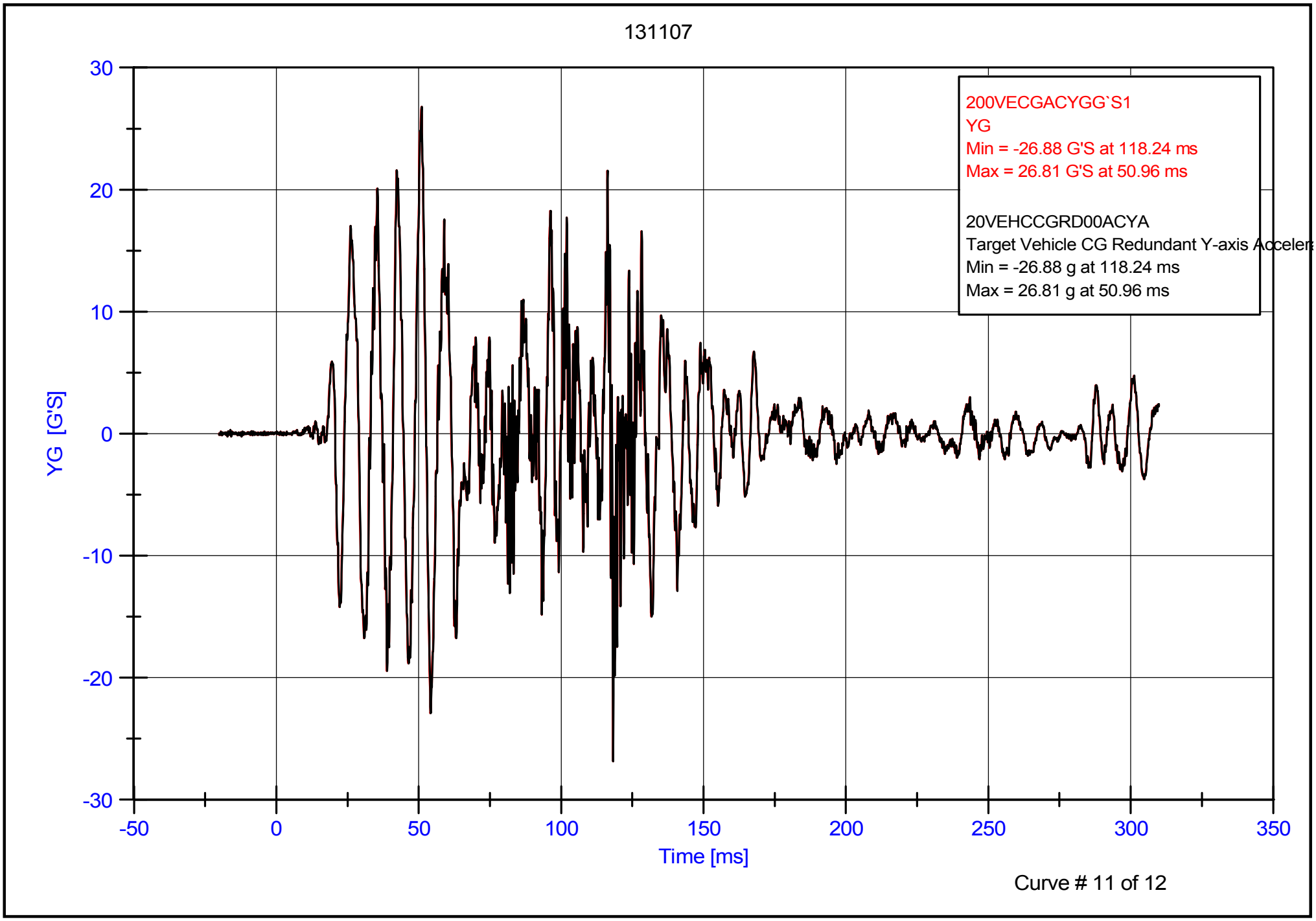
131107
200VECGACYGG`S1
YG
Min = -26.88 G'S at 118.24 ms
Max = 26.81 G'S at 50.96 ms
20VEHCCGRD00ACYA
Target Vehicle CG Redundant Y-axis Acceler
Min = -26.88 g at 118.24 ms
Max = 26.81 g at 50.96 ms
YG [G'S]
30
20
10
0
-10
-20
-30
-50
0
50
100
150
200
250
300
350
Time [ms]
Curve # 11 of 12

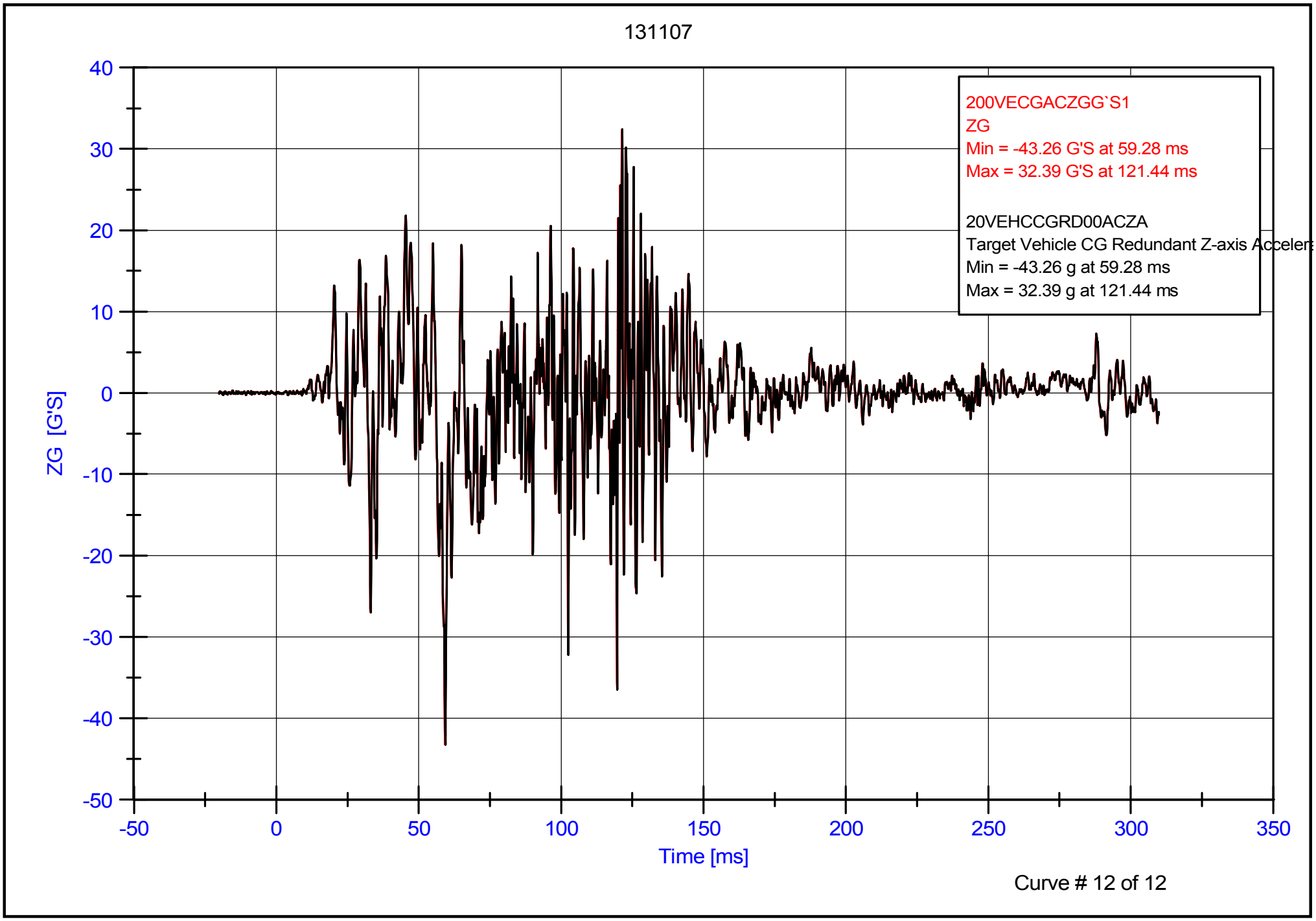
131107
200VECGACZGG`S1
ZG
Min = -43.26 G'S at 59.28 ms
Max = 32.39 G'S at 121.44 ms
20VEHCCGRD00ACZA
Target Vehicle CG Redundant Z-axis Acceler
Min = -43.26 g at 59.28 ms
Max = 32.39 g at 121.44 ms
ZG [G'S]
40
30
20
10
0
-10
-20
-30
-40
-50
-50
0
50
100
150
200
250
300
350
Time [ms]
Curve # 12 of 12