

IMPORTANT NOTICE: Robert Bosch LLC and the manufacturers whose vehicles are accessible using the CDR System urge end users to use the latest production release of the Crash Data Retrieval system software when viewing, printing or exporting any retrieved data from within the CDR program. Using the latest version of the CDR software is the best way to ensure that retrieved data has been translated using the most current information provided by the manufacturers of the vehicles supported by this product.

CDR File Information

User Entered VIN	JM1BL1UG1C1507209
User	
Case Number	ZC5400
EDR Data Imaging Date	12/10/2012
Crash Date	
Filename	(7448) 12 MAZDA MAZDA3.CDRX
Saved on	Monday, December 10 2012 at 10:09:59
Collected with CDR version	Crash Data Retrieval Tool 8.1.1
Reported with CDR version	Crash Data Retrieval Tool 11.1.1
EDR Device Type	Airbag Control Module
Event(s) recovered	Event Record 1, Event Record 2

Comments

No comments entered.

Data Limitations

Restraints Control Module Recorded Crash Events:

Deployment Events cannot be overwritten or cleared from the Restraints Control Module (RCM). Once the RCM has deployed any airbag device, the RCM must be replaced.

The data from events which did not qualify as deployable events can be overwritten by subsequent events.

The RCM can store up to two deployment events.

Airbag Module Data Limitations:

- Restraints Control Module Recorded Vehicle Forward Velocity Change reflects the change in forward velocity that the sensing system experienced from the point of algorithm wake up. It is not the speed the vehicle was traveling before the event. Note that the vehicle speed is recorded separately five seconds prior to algorithm wake up. This data should be examined in conjunction with other available physical evidence from the vehicle and scene when assessing occupant or vehicle forward velocity change.
- Event Recording Complete will indicate if data from the recorded event has been fully written to the RCM memory or if it has been interrupted and not fully written.
- If power to the Airbag Module is lost during a crash event, all or part of the crash record may not be recorded.

Airbag Module Data Sources:

- Event recorded data are collected either INTERNALLY or EXTERNALLY to the RCM.
 - INTERNAL DATA is measured, calculated, and stored internally, sensors external to the RCM include the following:
 - > The Driver and Passenger Belt Switch Circuits are wired directly to the RCM.
 - > The Driver's Seat Track Position Switch Circuit is wired directly to the RCM.
 - > The Side Impact Sensors are located on the side of vehicle and are wired directly to the RCM.
 - > The Occupant Classification Sensor is located in the front passenger seat and are wired directly to the RCM.
 - > Front Impact Sensor is located at the front of vehicle and are wired directly to the RCM.
 - EXTERNAL DATA recorded by the RCM are data collected from the vehicle communication network from various sources such as Powertrain Control Module, Brake Module, etc.

06002_Mazda001_r001

System Status at Retrieval

VIN	JM1BL1UG1C1507209
Part Number	BFD2- N/A - N/A
Software Version Number	020F6F

System Status at Event (Event Record 1)

Safety Belt Status, Driver	Belted
Safety Belt Status, Right Front Passenger	Unbelted
Seat Track Position Switch, Foremost, Status, Driver	Rearward
Frontal Air Bag Suppression Switch Status	On
Occupant Size Classification, Front Passenger	Not Adult
Frontal Air Bag Warning Lamp (On, Off)	Off
Ignition Cycle, Crash	96
Multi-Event, Number of Events (1, 2)	1
Complete File Recorded (Yes/No)	Yes
Ignition Cycle, Download	97
Maximum Delta-V, Longitudinal (MPH [km/h])	3.1 [5]
Time, Maximum Delta-V, Longitudinal (msec)	47.5
Maximum Delta-V, Lateral (MPH [km/h])	16.8 [27]
Time, Maximum Delta-V, Lateral (msec)	57.5
Time, Maximum Delta-V, Resultant (msec)	57.5
Time from Event 1 to 2 (sec)	0
Lifetime Operating Timer at event (sec)	22555

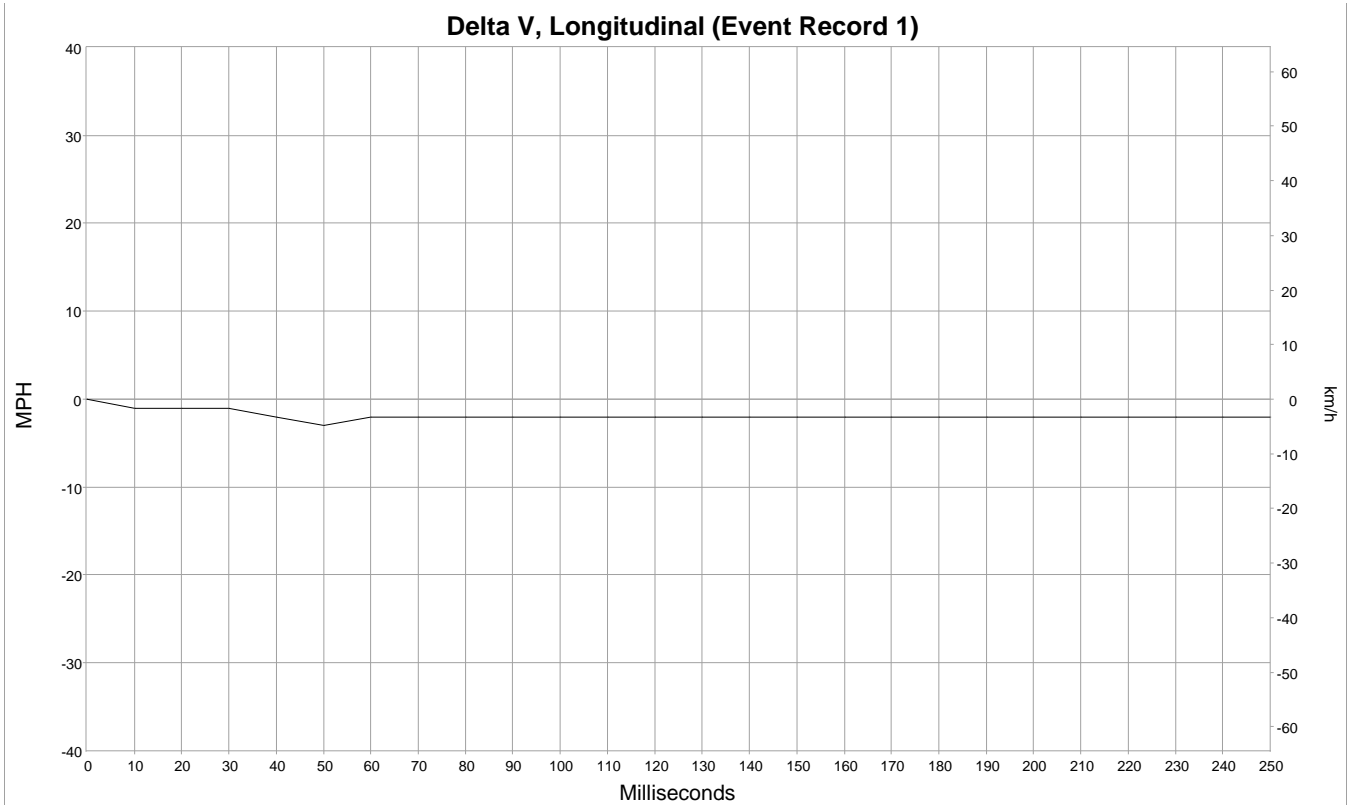
Deployment Command Data (Event Record 1)

Frontal Air Bag Deployment, Time to Deploy/First Stage, Driver (msec)	0
Frontal Air Bag Deployment, Time to Deploy/First Stage, Right Front Passenger (msec)	0
Frontal Air Bag Deployment, 2nd Stage Disposal, Driver (Yes/No)	No
Frontal Air Bag Deployment, 2nd Stage Disposal, Right Front Passenger (Yes/No)	No

Pre-Crash Data -5 to 0 sec [2 samples/sec] (Event Record 1)

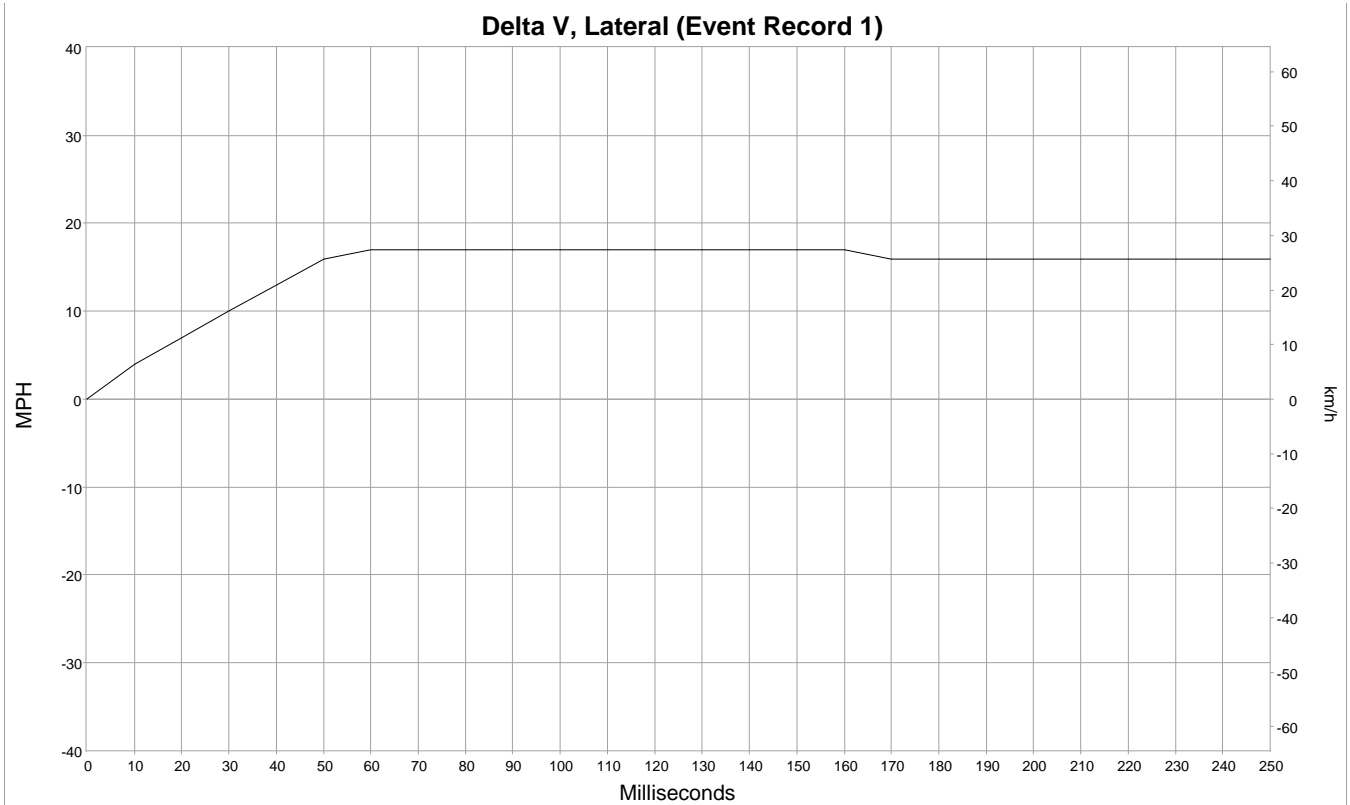
(the most recent sampled values are recorded prior to the event)

Time Stamp (sec)	Speed, Vehicle Indicated (MPH [km/h])	Engine Throttle, % full	Service Brake (On, Off)
-5.0	0 [0]	0	On
-4.5	0 [0]	0	On
-4.0	0 [0]	0	On
-3.5	0 [0]	0	On
-3.0	0 [0]	0	On
-2.5	0 [0]	0	On
-2.0	0 [0]	0	On
-1.5	0 [0]	0	On
-1.0	0 [0]	0	On
-0.5	0 [0]	0	On
0.0	0 [0]	0	On



Longitudinal Delta V (Event Record 1)

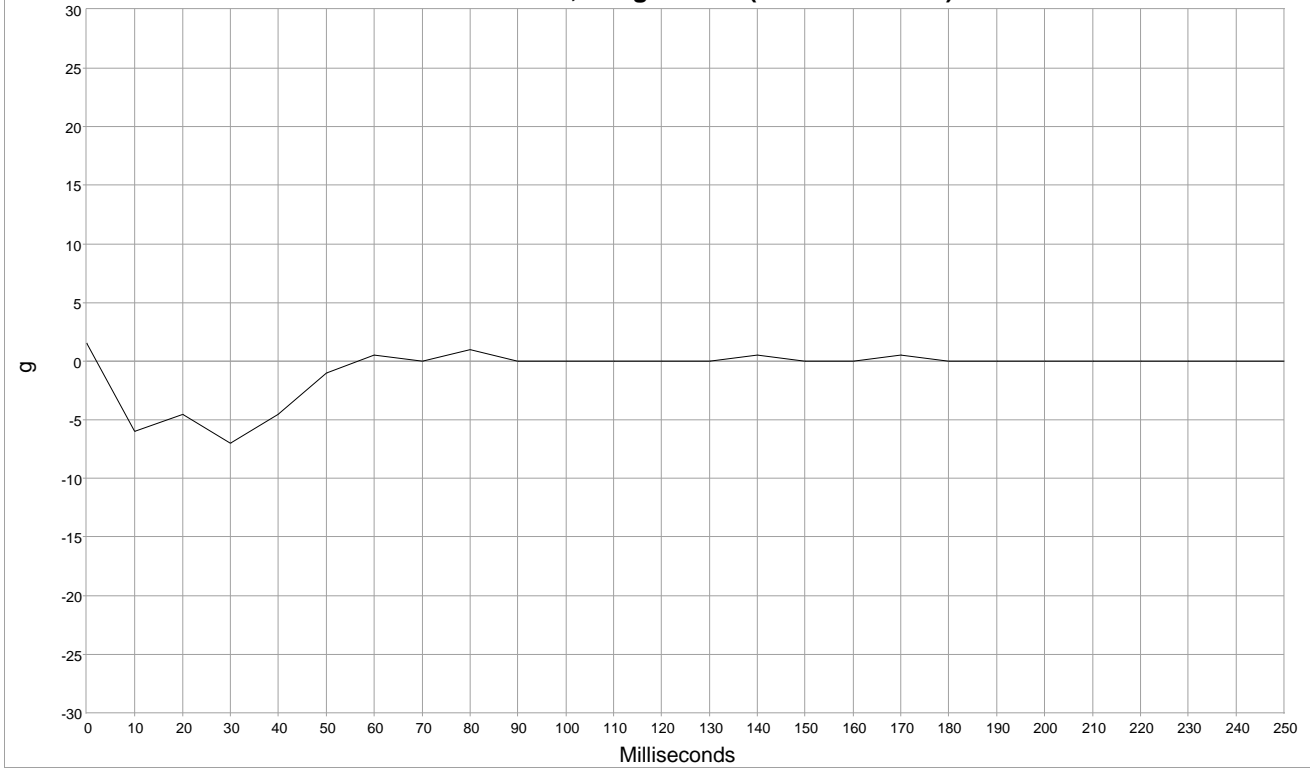
Time (msec)	MPH [km/h]
0	0.0 [0]
10	-0.6 [-1]
20	-0.6 [-1]
30	-1.2 [-2]
40	-1.9 [-3]
50	-3.1 [-5]
60	-2.5 [-4]
70	-2.5 [-4]
80	-2.5 [-4]
90	-2.5 [-4]
100	-2.5 [-4]
110	-2.5 [-4]
120	-2.5 [-4]
130	-2.5 [-4]
140	-2.5 [-4]
150	-2.5 [-4]
160	-2.5 [-4]
170	-2.5 [-4]
180	-2.5 [-4]
190	-2.5 [-4]
200	-2.5 [-4]
210	-2.5 [-4]
220	-2.5 [-4]
230	-2.5 [-4]
240	-2.5 [-4]
250	-2.5 [-4]



Lateral Delta V (Event Record 1)

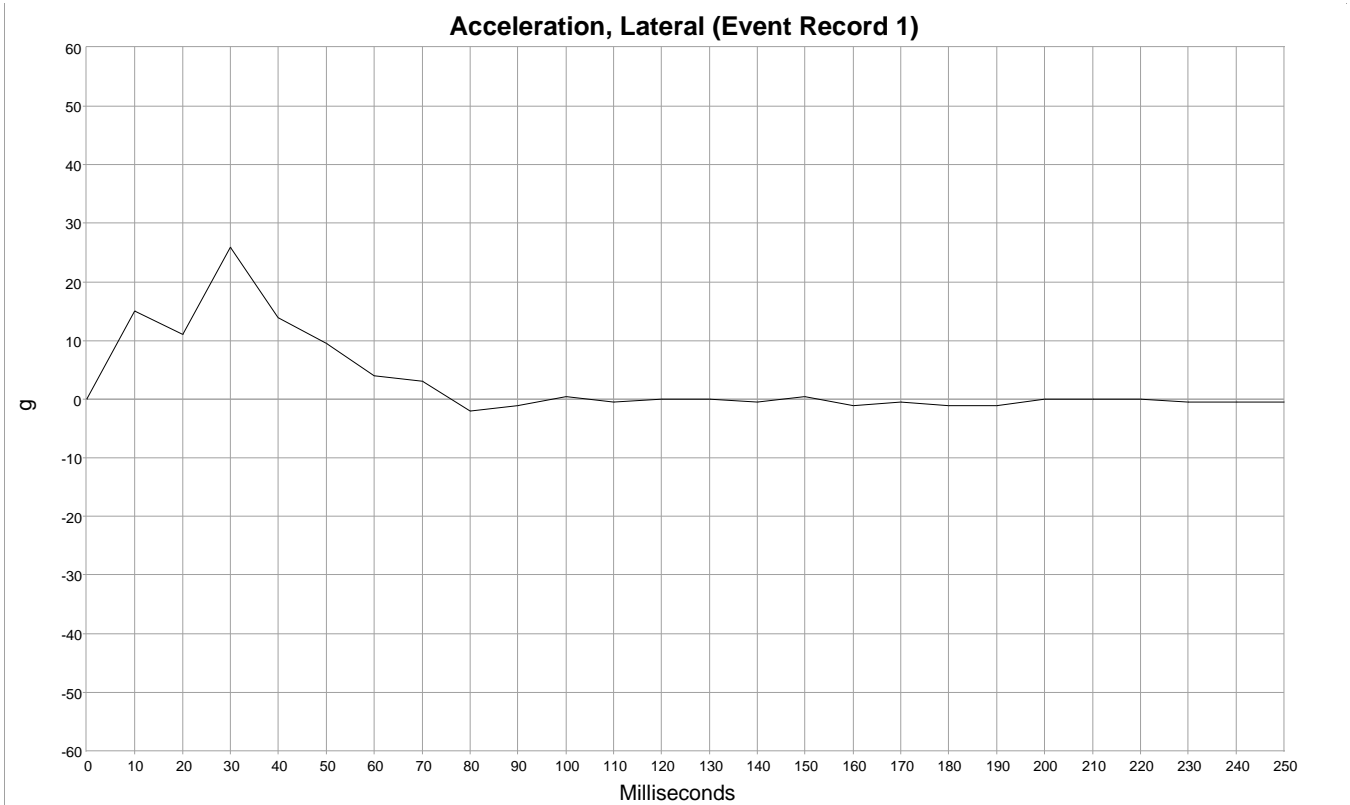
Time (msec)	MPH [km/h]
0	0.0 [0]
10	3.7 [6]
20	6.8 [11]
30	9.9 [16]
40	13.0 [21]
50	15.5 [25]
60	16.8 [27]
70	16.8 [27]
80	16.8 [27]
90	16.8 [27]
100	16.8 [27]
110	16.8 [27]
120	16.8 [27]
130	16.8 [27]
140	16.8 [27]
150	16.8 [27]
160	16.8 [27]
170	16.2 [26]
180	16.2 [26]
190	16.2 [26]
200	16.2 [26]
210	16.2 [26]
220	16.2 [26]
230	15.5 [25]
240	15.5 [25]
250	15.5 [25]

Acceleration, Longitudinal (Event Record 1)



Longitudinal Acceleration (Event Record 1)

Time (msec)	g
0	1.5
10	-6.0
20	-4.5
30	-7.0
40	-4.5
50	-1.0
60	0.5
70	0.0
80	1.0
90	0.0
100	0.0
110	0.0
120	0.0
130	0.0
140	0.5
150	0.0
160	0.0
170	0.5
180	0.0
190	0.0
200	0.0
210	0.0
220	0.0
230	0.0
240	0.0
250	0.0



Lateral Acceleration (Event Record 1)

Time (msec)	g
0	0.0
10	15.0
20	11.0
30	26.0
40	14.0
50	9.5
60	4.0
70	3.0
80	-2.0
90	-1.0
100	0.5
110	-0.5
120	0.0
130	0.0
140	-0.5
150	0.5
160	-1.0
170	-0.5
180	-1.0
190	-1.0
200	0.0
210	0.0
220	0.0
230	-0.5
240	-0.5
250	-0.5

System Status at Event (Event Record 2)

Safety Belt Status, Driver	Belted
Safety Belt Status, Right Front Passenger	Unbelted
Seat Track Position Switch, Foremost, Status, Driver	Rearward
Frontal Air Bag Suppression Switch Status	On
Occupant Size Classification, Front Passenger	Not Adult
Frontal Air Bag Warning Lamp (On, Off)	On
Ignition Cycle, Crash	96
Multi-Event, Number of Events (1, 2)	2
Complete File Recorded (Yes/No)	Yes
Ignition Cycle, Download	97
Maximum Delta-V, Longitudinal (MPH [km/h])	2.5 [4]
Time, Maximum Delta-V, Longitudinal (msec)	290.0
Maximum Delta-V, Lateral (MPH [km/h])	1.9 [3]
Time, Maximum Delta-V, Lateral (msec)	42.5
Time, Maximum Delta-V, Resultant (msec)	290.0
Time from Event 1 to 2 (sec)	0.6
Lifetime Operating Timer at event (sec)	22555

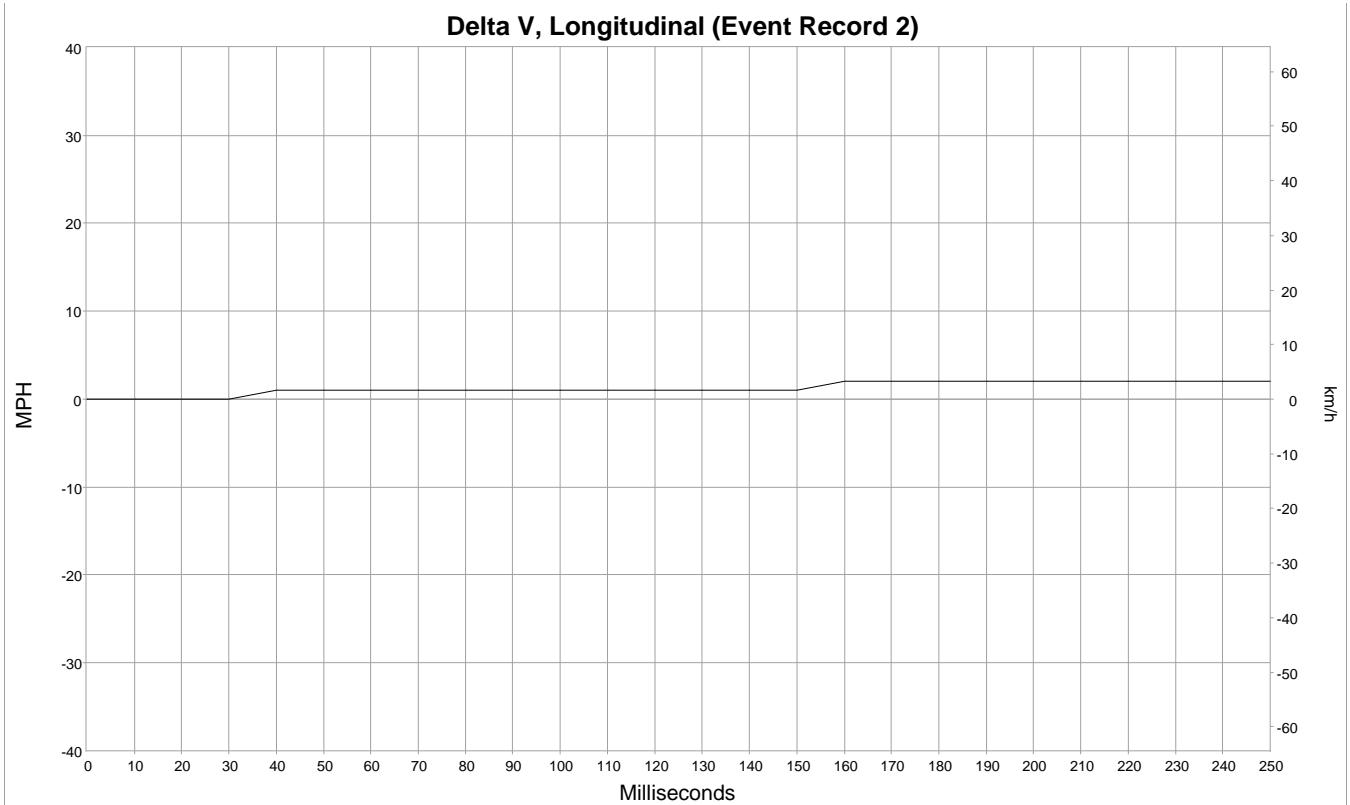
Deployment Command Data (Event Record 2)

Frontal Air Bag Deployment, Time to Deploy/First Stage, Driver (msec)	0
Frontal Air Bag Deployment, Time to Deploy/First Stage, Right Front Passenger (msec)	0
Frontal Air Bag Deployment, 2nd Stage Disposal, Driver (Yes/No)	No
Frontal Air Bag Deployment, 2nd Stage Disposal, Right Front Passenger (Yes/No)	No

Pre-Crash Data -5 to 0 sec [2 samples/sec] (Event Record 2)

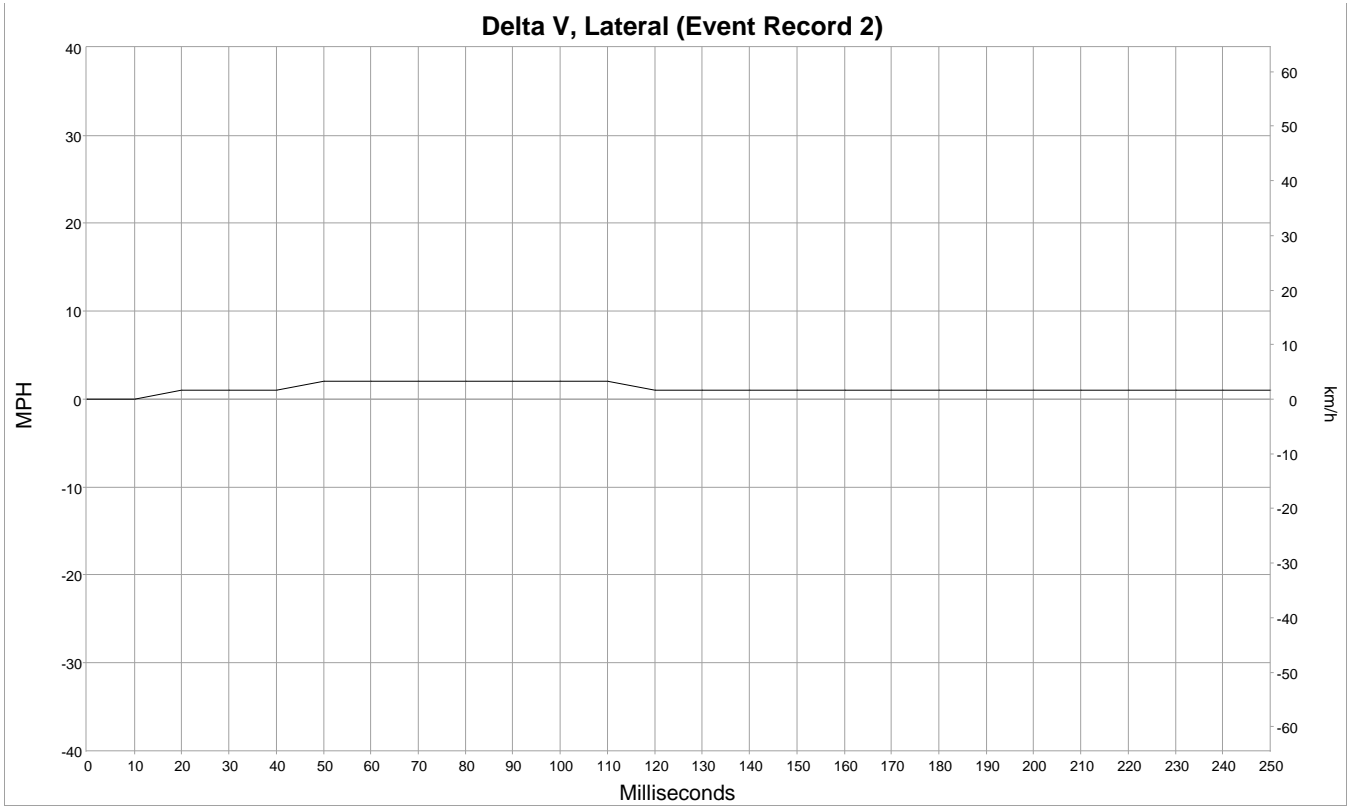
(the most recent sampled values are recorded prior to the event)

Time Stamp (sec)	Speed, Vehicle Indicated (MPH [km/h])	Engine Throttle, % full	Service Brake (On, Off)
-5.0	0 [0]	0	On
-4.5	0 [0]	0	On
-4.0	0 [0]	0	On
-3.5	0 [0]	0	On
-3.0	0 [0]	0	On
-2.5	0 [0]	0	On
-2.0	0 [0]	0	On
-1.5	0 [0]	0	On
-1.0	0 [0]	0	On
-0.5	11 [17]	0	Off
0.0	11 [18]	0	Off



Longitudinal Delta V (Event Record 2)

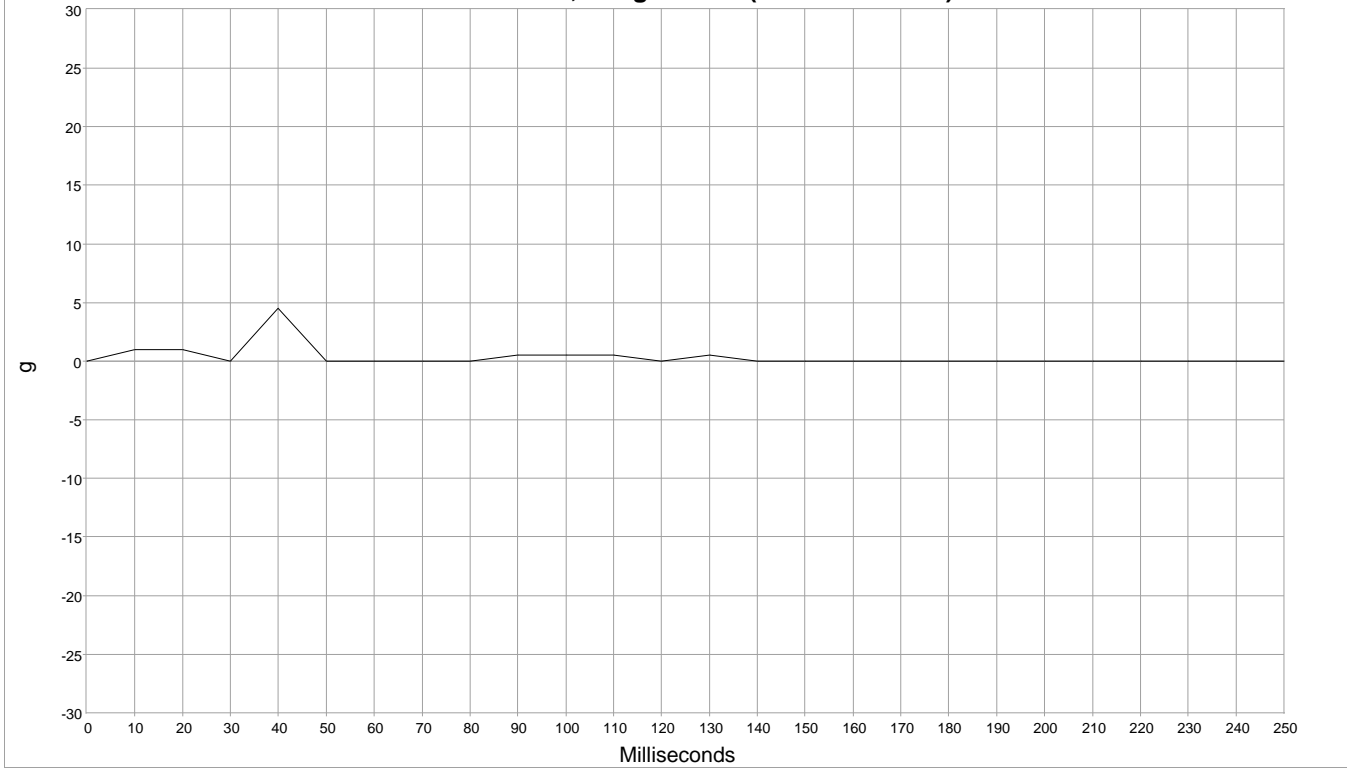
Time (msec)	MPH [km/h]
0	0.0 [0]
10	0.0 [0]
20	0.0 [0]
30	0.0 [0]
40	0.6 [1]
50	0.6 [1]
60	0.6 [1]
70	0.6 [1]
80	0.6 [1]
90	1.2 [2]
100	1.2 [2]
110	1.2 [2]
120	1.2 [2]
130	1.2 [2]
140	1.2 [2]
150	1.2 [2]
160	1.9 [3]
170	1.9 [3]
180	1.9 [3]
190	1.9 [3]
200	1.9 [3]
210	1.9 [3]
220	1.9 [3]
230	1.9 [3]
240	1.9 [3]
250	1.9 [3]



Lateral Delta V (Event Record 2)

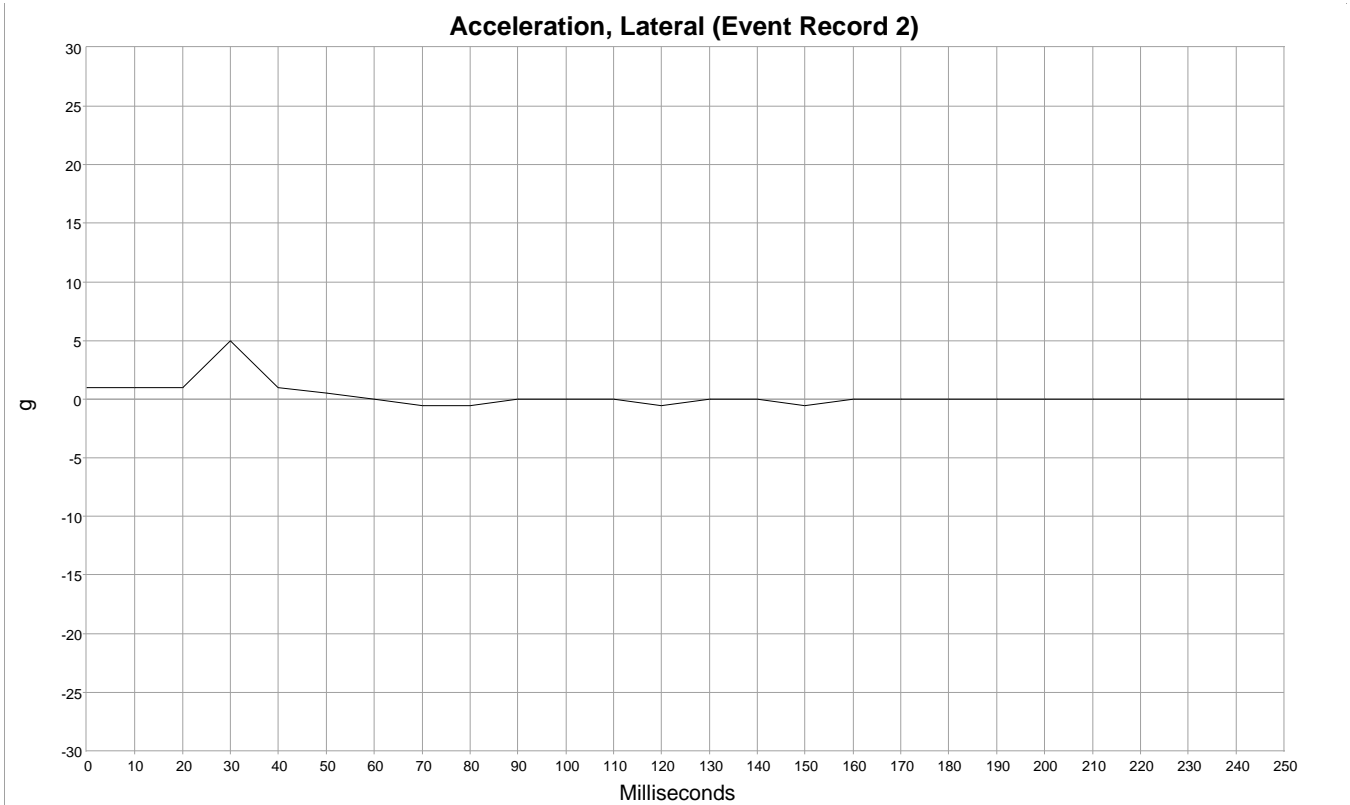
Time (msec)	MPH [km/h]
0	0.0 [0]
10	0.0 [0]
20	0.6 [1]
30	0.6 [1]
40	1.2 [2]
50	1.9 [3]
60	1.9 [3]
70	1.9 [3]
80	1.9 [3]
90	1.9 [3]
100	1.9 [3]
110	1.9 [3]
120	1.2 [2]
130	1.2 [2]
140	1.2 [2]
150	1.2 [2]
160	1.2 [2]
170	1.2 [2]
180	1.2 [2]
190	0.6 [1]
200	0.6 [1]
210	0.6 [1]
220	0.6 [1]
230	0.6 [1]
240	0.6 [1]
250	0.6 [1]

Acceleration, Longitudinal (Event Record 2)



Longitudinal Acceleration (Event Record 2)

Time (msec)	g
0	0.0
10	1.0
20	1.0
30	0.0
40	4.5
50	0.0
60	0.0
70	0.0
80	0.0
90	0.5
100	0.5
110	0.5
120	0.0
130	0.5
140	0.0
150	0.0
160	0.0
170	0.0
180	0.0
190	0.0
200	0.0
210	0.0
220	0.0
230	0.0
240	0.0
250	0.0



Lateral Acceleration (Event Record 2)

Time (msec)	g
0	1.0
10	1.0
20	1.0
30	5.0
40	1.0
50	0.5
60	0.0
70	-0.5
80	-0.5
90	0.0
100	0.0
110	0.0
120	-0.5
130	0.0
140	0.0
150	-0.5
160	0.0
170	0.0
180	0.0
190	0.0
200	0.0
210	0.0
220	0.0
230	0.0
240	0.0
250	0.0

Hexadecimal Data

Data that the vehicle manufacturer has specified for data retrieval is shown in the hexadecimal data section of the CDR report. The hexadecimal data section of the CDR report may contain data that is not translated by the CDR program. The control module contains additional data that is not retrievable by the CDR system.

PIDS: Data:

```
E300: 00 00 00 4A
E301: 4D 31 42 4C
E302: 31 55 47 31
E303: 43 31 35 30
E304: 37 32 30 39
E21B: 42 46 44 32
E217: FF FF FF FF
E219: FF FF
E200: 02 0F 6F
E221: 4B 4A 32 4E
E222: 30 31 30 32
E223: 35 31 38 34
E224: 38 31 33 30
E225: 33 30 00 00
```

Memory

Address: Data:

```
04000004: 00 61
040004C8: 46 11 C2 A0 79 79
040004CE: 5A 15 69 8E A9 79
040004D4: 3C 11 80 95 8A 88
040004DA: 46 11 C2 A0 7E 98
040004E0: AF 05 C7 6A 26 24
040004E6: B7 04 6C 73 1D 0A
040004EC: 36 1C 07 FA 97 85
04000A7C: 00 00 58 1B
04000A80: 00 00 58 1B
04000BB8: 00 00 00 00 00 00 00 00 00 00
04000BC3: 00 00 00 00 00 00 00 00 00 00
04000BCE: 01 01 01 01 01 01 01 01 01 01
04000BD9: 01
04000BDA: 00
04000BDB: 00
04000BDC: 03
04000BDD: 00
04000BDE: 00
04000BE0: 00 60
04000BE4: 00 00 FF FF FF FF FE FF FD FF FB FF FC FF FC FF FC FF FC FF FC FF FC
FF FC FF FC FF FC FF FC FF FC FF FC FF FC FF FC FF FC FF FC FF FC
04000C18: 00 05
04000C1A: 00 13
04000C1C: 00 00 00 1E 00 16 00 34 00 1C 00 13 00 08 00 06 FF FC FF FE 00 01 FF FF 00 00
00 00 FF FF 00 01 FF FE FF FF FE FF FE 00 00 00 00 00 00 FF FF FF FF FF FF
04000C50: 00 03 FF F4 FF F7 FF F2 FF F7 FF FE 00 01 00 00 00 02 00 00 00 00 00 00 00
00 00 01 00 00 00 00 00 01 00 00 00 00 00 00 00 00 00 00 00 00 00 00 00
04000CB8: 00 00 00 06 00 0B 00 10 00 15 00 19 00 1B 00 1B 00 1B 00 1B 00 1B 00 1B
00 1B 00 1B 00 1B 00 1A 00 1A 00 1A 00 1A 00 1A 00 1A 00 19 00 19 00 19
04000CEC: 00 1B
04000CEE: 00 17
04000CF0: 00 17
04000CF4: 01
04000CF5: 00
04000CFA: 00 00
04000CFC: 00 00
04000CFE: 00 00
```

```
0400D00: 00 00
0400D02: 00 00
0400D04: 00 00
0400D06: 00 00
0400D08: 00 00
0400D0A: 00 00
0400D0C: 00 00
0400D0E: 00 00
0400D8A: 00
0400D8B: 00
0400D8C: 01
040015CC: 00 00 00 00 00 00 00 00 00 00 11 12
040015D7: 00 00 00 00 00 00 00 00 00 00 00 00
040015E2: 01 01 01 01 01 01 01 01 01 01 00 00
040015ED: 01
040015EE: 01
040015EF: 00
040015F0: 03
040015F1: 00
040015F2: 00
040015F4: 00 60
040015F8: 00 00 00 00 00 00 00 00 00 01 00 01 00 01 00 01 00 01 00 02 00 02 00 02 00 02
0400162C: 00 04
0400162E: 00 74
04001630: 00 02 00 02 00 02 00 0A 00 02 00 01 00 00 FF FF FF FF 00 00 00 00 00 00 FF FF
04001664: 00 00 00 02 00 02 00 00 00 09 00 00 00 00 00 00 00 00 01 00 01 00 01 00 00
040016CC: 00 00 00 00 00 01 00 01 00 02 00 03 00 03 00 03 00 03 00 03 00 03 00 03 00 02
04001700: 00 03
04001702: 00 11
04001704: 00 74
04001708: 02
04001709: 06
0400170E: 00 00
04001710: 00 00
04001712: 00 00
04001714: 00 00
04001716: 00 00
04001718: 00 00
0400171A: 00 00
0400171C: 00 00
0400171E: 00 00
04001720: 00 00
04001722: 00 00
0400179E: 00
0400179F: 00
040017A0: 01
```

Disclaimer of Liability

The users of the CDR product and reviewers of the CDR reports and exported data shall ensure that data and information supplied is applicable to the vehicle, vehicle's system(s) and the vehicle ECU. Robert Bosch LLC and all its directors, officers, employees and members shall not be liable for damages arising out of or related to incorrect, incomplete or misinterpreted software and/or data. Robert Bosch LLC expressly excludes all liability for incidental, consequential, special or punitive damages arising from or related to the CDR data, CDR software or use thereof.