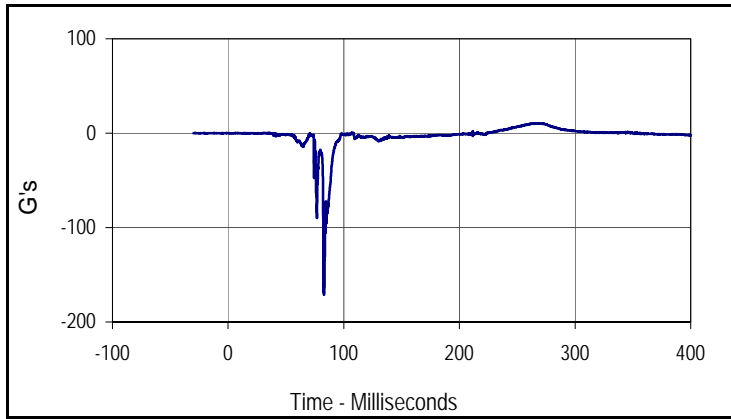
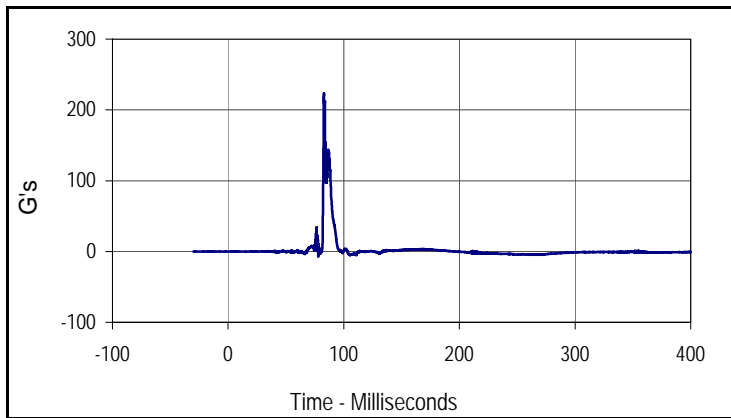


Test Vehicle: 2007 Ford 500 4-Door Sedan
 Test Program: 80 mph, 15°, 10% Offset MDB to Vehicle

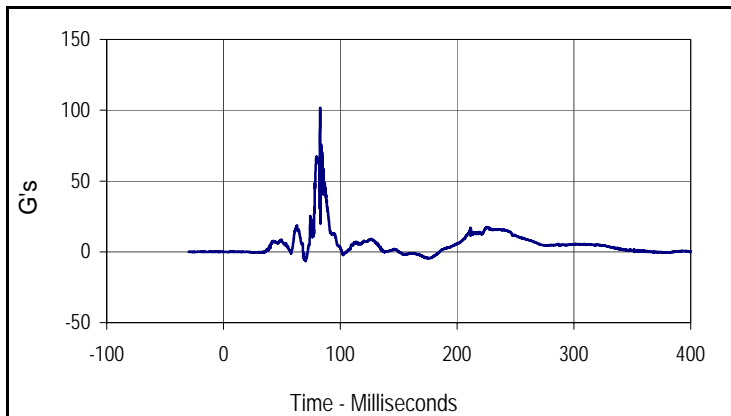
NHTSA No.: R70209
 Test Date: 12/23/09



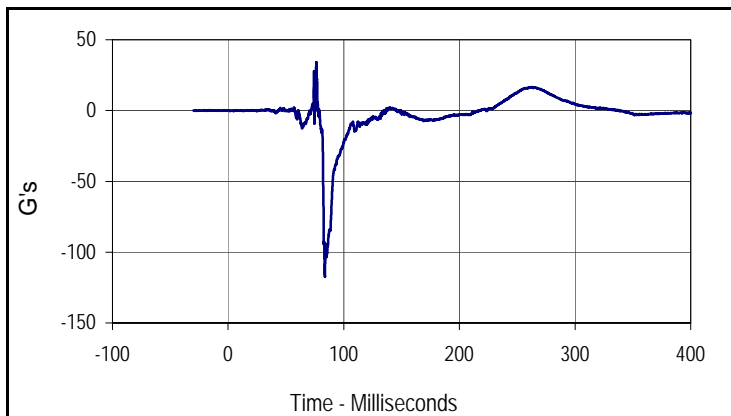
Curve Description			
Driver Head CG X			
CURNO	Type	SAE Class	Units
001	FIL	1000	G's
Max	Time	Min	Time
10.6	266.5	-170.3	83.0



Curve Description			
Driver Head CG Y			
CURNO	Type	SAE Class	Units
002	FIL	1000	G's
Max	Time	Min	Time
222.9	82.8	-6.9	77.9



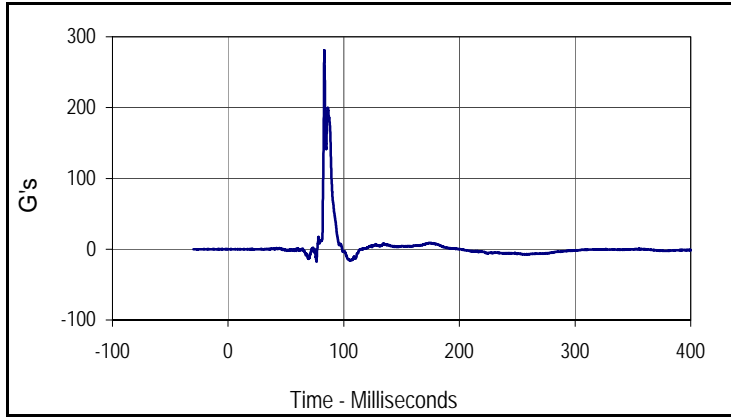
Curve Description			
Driver Head CG Z			
CURNO	Type	SAE Class	Units
003	FIL	1000	G's
Max	Time	Min	Time
101.4	82.7	-6.7	70.3



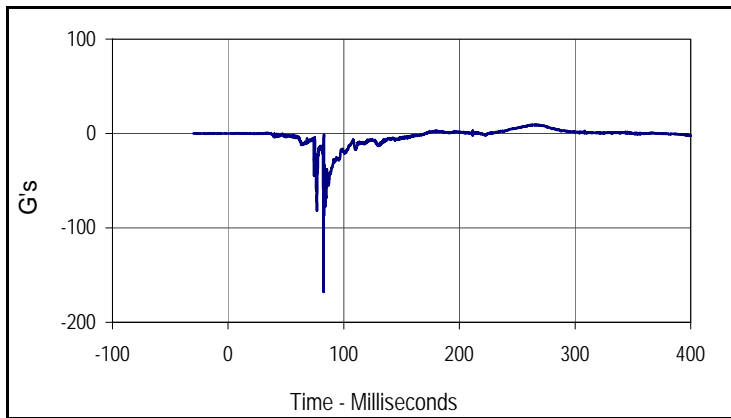
Curve Description			
Driver Top Head Array X			
CURNO	Type	SAE Class	Units
004	FIL	1000	G's
Max	Time	Min	Time
34.3	76.3	-117.5	83.6

Test Vehicle: 2007 Ford 500 4-Door Sedan
 Test Program: 80 mph, 15°, 10% Offset MDB to Vehicle

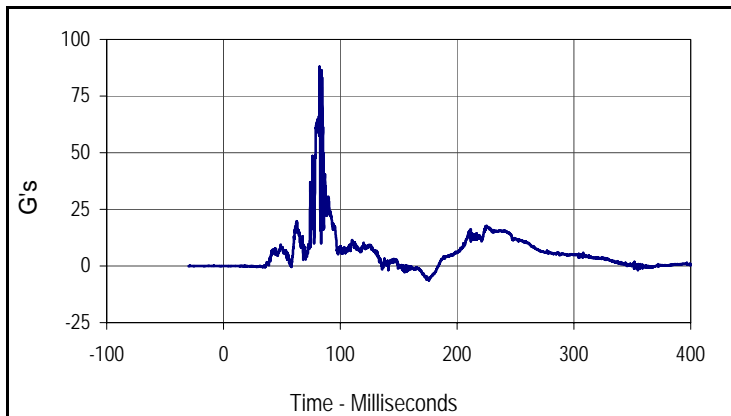
NHTSA No.: R70209
 Test Date: 12/23/09



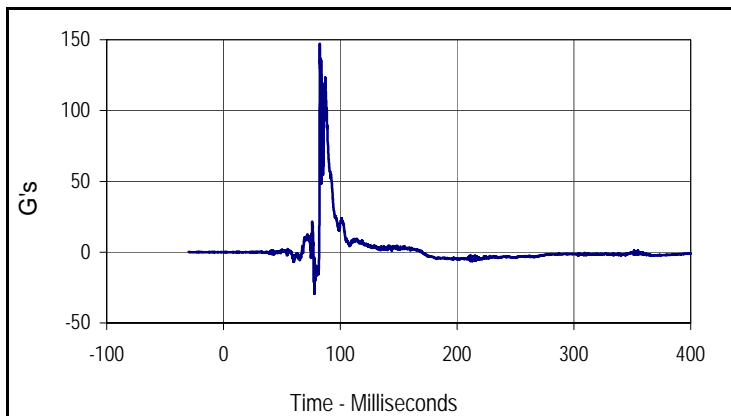
Curve Description			
Driver Top Head Array Y			
CURNO	Type	SAE Class	Units
005	FIL	1000	G's
Max	Time	Min	Time
281.0	83.2	-17.9	76.4



Curve Description			
Driver Left Side Head Array X			
CURNO	Type	SAE Class	Units
006	FIL	1000	G's
Max	Time	Min	Time
9.4	266.4	-166.8	82.5



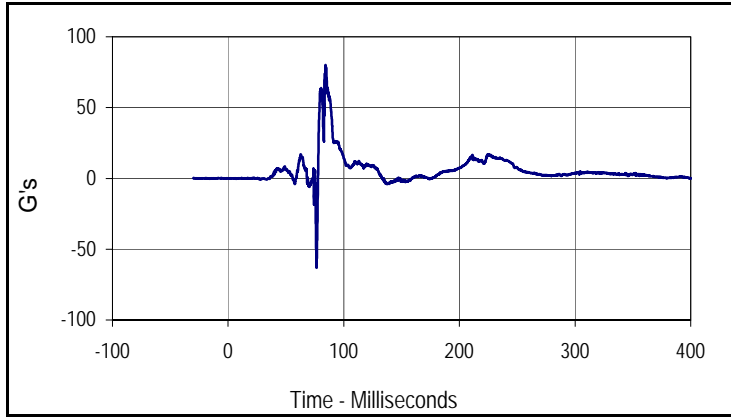
Curve Description			
Driver Left Side Head Array Z			
CURNO	Type	SAE Class	Units
007	FIL	1000	G's
Max	Time	Min	Time
87.7	82.2	-6.3	176.0



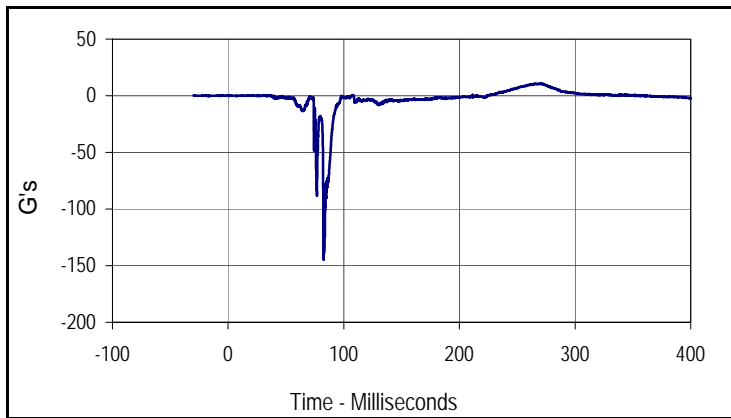
Curve Description			
Driver Rear Head Array Y			
CURNO	Type	SAE Class	Units
008	FIL	1000	G's
Max	Time	Min	Time
146.3	82.5	-29.3	77.9

Test Vehicle: 2007 Ford 500 4-Door Sedan
 Test Program: 80 mph, 15°, 10% Offset MDB to Vehicle

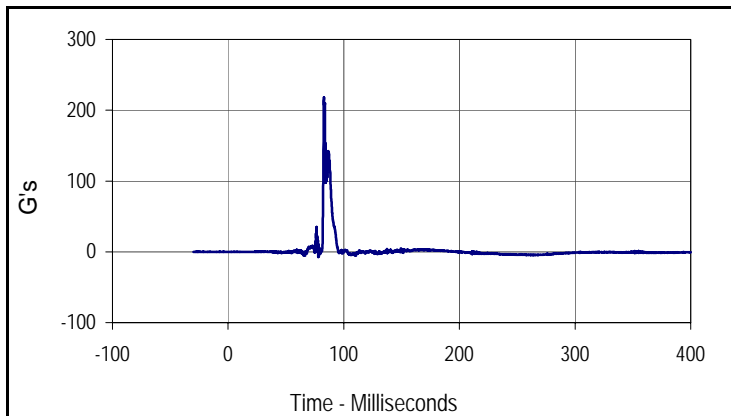
NHTSA No.: R70209
 Test Date: 12/23/09



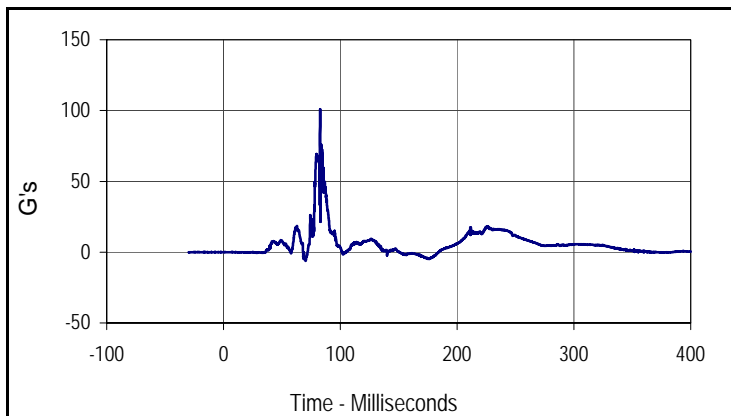
Curve Description			
Driver Rear Head Array Z			
CURNO	Type	SAE Class	Units
009	FIL	1000	G's
Max	Time	Min	Time
80.2	84.2	-63.1	76.4



Curve Description			
Driver Head CG X Redundant			
CURNO	Type	SAE Class	Units
010	FIL	1000	G's
Max	Time	Min	Time
10.7	266.1	-144.5	82.5



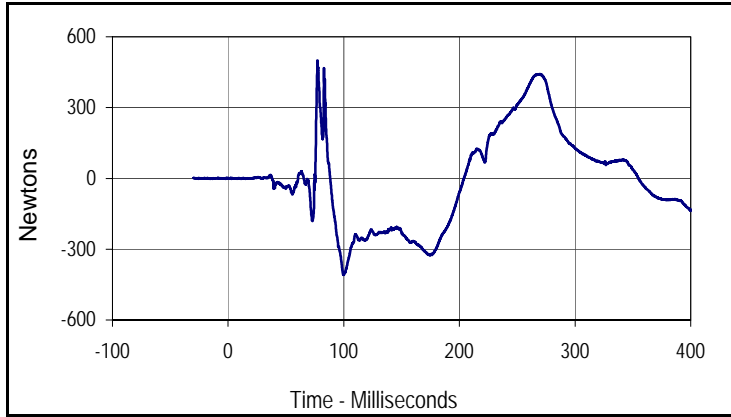
Curve Description			
Driver Head CG Y Redundant			
CURNO	Type	SAE Class	Units
011	FIL	1000	G's
Max	Time	Min	Time
217.7	82.8	-7.5	77.9



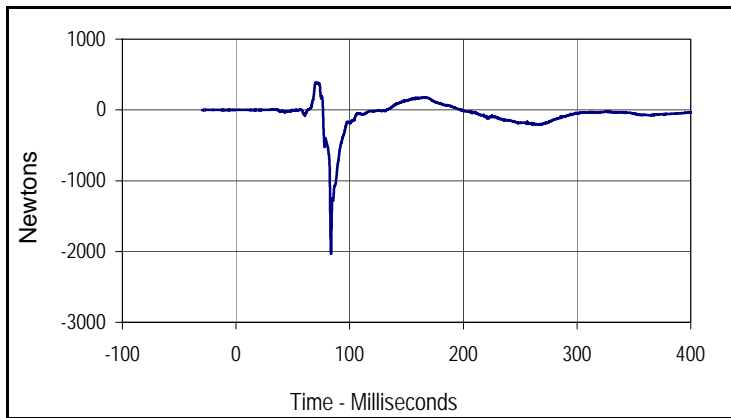
Curve Description			
Driver Head CG Z Redundant			
CURNO	Type	SAE Class	Units
012	FIL	1000	G's
Max	Time	Min	Time
100.8	82.7	-6.3	70.3

Test Vehicle: 2007 Ford 500 4-Door Sedan
 Test Program: 80 mph, 15°, 10% Offset MDB to Vehicle

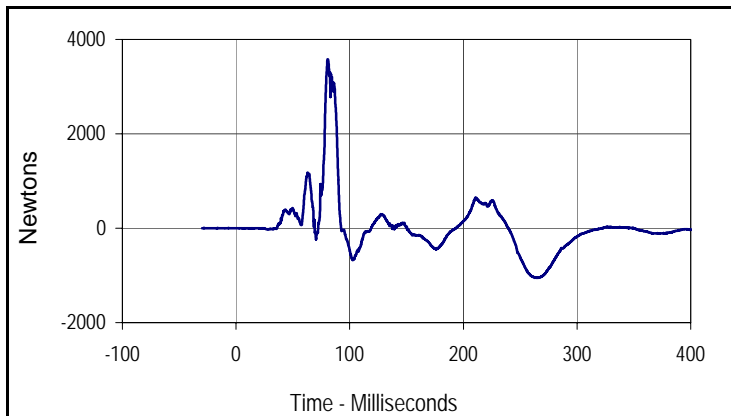
NHTSA No.: R70209
 Test Date: 12/23/09



Curve Description			
Driver Upper Neck Force X			
CURNO	Type	SAE Class	Units
013	FIL	1000	Newtons
Max	Time	Min	Time
499.1	77.3	-408.4	100.1



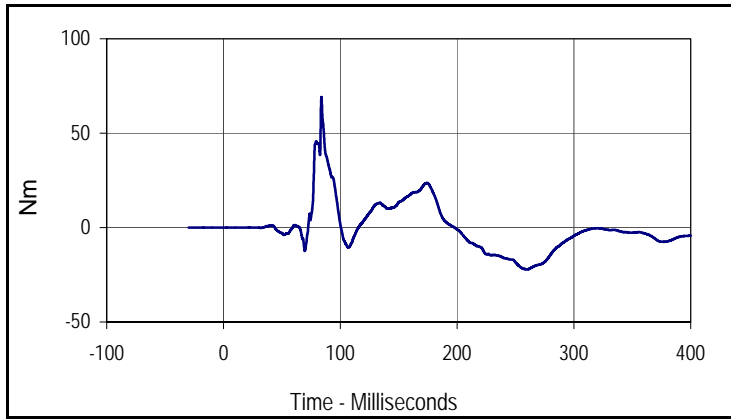
Curve Description			
Driver Upper Neck Force Y			
CURNO	Type	SAE Class	Units
014	FIL	1000	Newtons
Max	Time	Min	Time
392.0	70.3	-2028.2	83.6



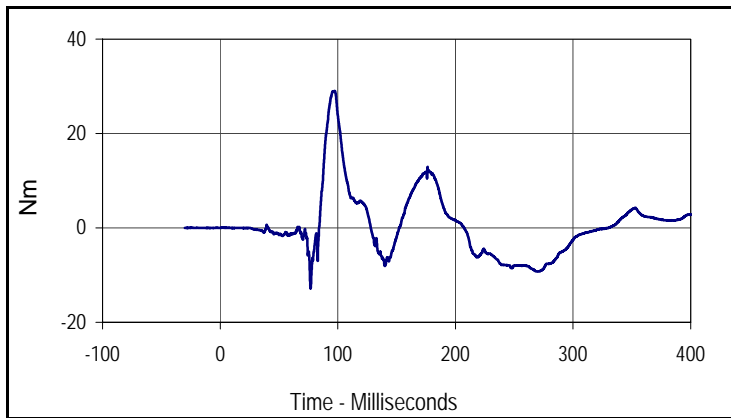
Curve Description			
Driver Upper Neck Force Z			
CURNO	Type	SAE Class	Units
015	FIL	1000	Newtons
Max	Time	Min	Time
3579.2	80.8	-1053.4	264.9

Test Vehicle: 2007 Ford 500 4-Door Sedan
 Test Program: 80 mph, 15°, 10% Offset MDB to Vehicle

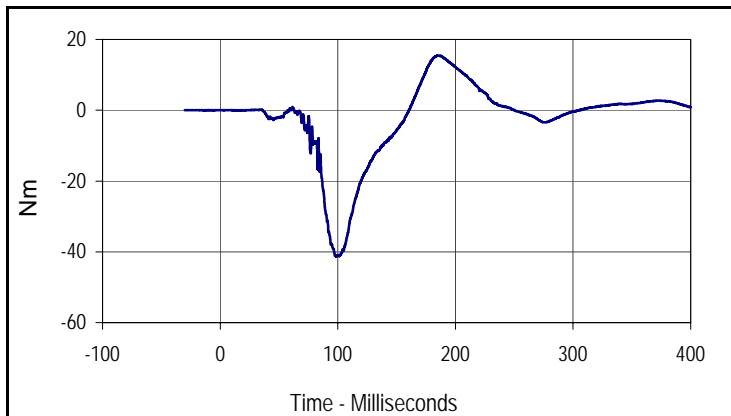
NHTSA No.: R70209
 Test Date: 12/23/09



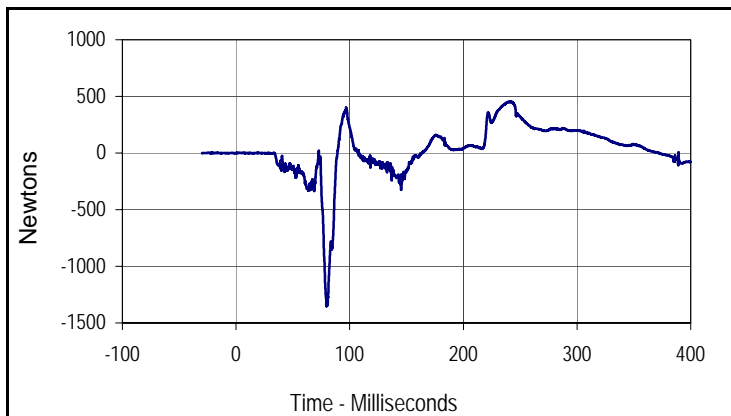
Curve Description			
Driver Upper Neck Moment X			
CURNO	Type	SAE Class	Units
016	FIL	600	Nm
Max	Time	Min	Time
69.2	83.9	-22.3	259.4



Curve Description			
Driver Upper Neck Moment Y			
CURNO	Type	SAE Class	Units
017	FIL	600	Nm
Max	Time	Min	Time
29.0	97.3	-12.8	76.9



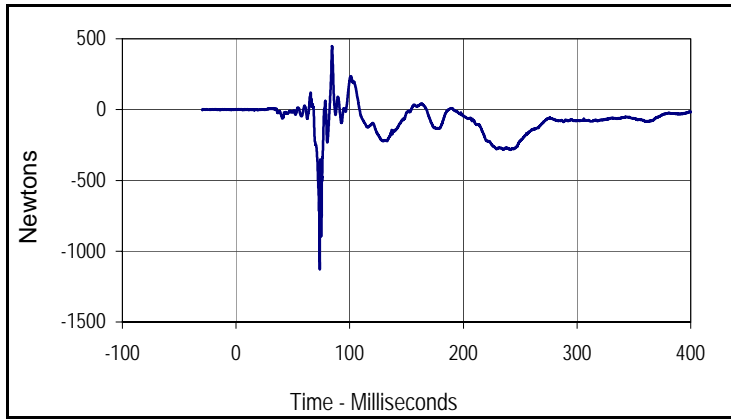
Curve Description			
Driver Upper Neck Moment Z			
CURNO	Type	SAE Class	Units
018	FIL	600	Nm
Max	Time	Min	Time
15.5	184.7	-41.3	98.8



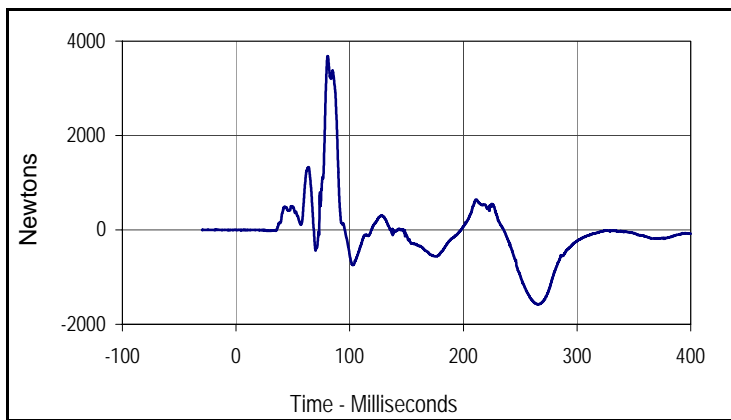
Curve Description			
Driver Lower Neck Force X			
CURNO	Type	SAE Class	Units
019	FIL	1000	Newtons
Max	Time	Min	Time
455.2	241.5	-1353.3	79.6

Test Vehicle: 2007 Ford 500 4-Door Sedan
 Test Program: 80 mph, 15°, 10% Offset MDB to Vehicle

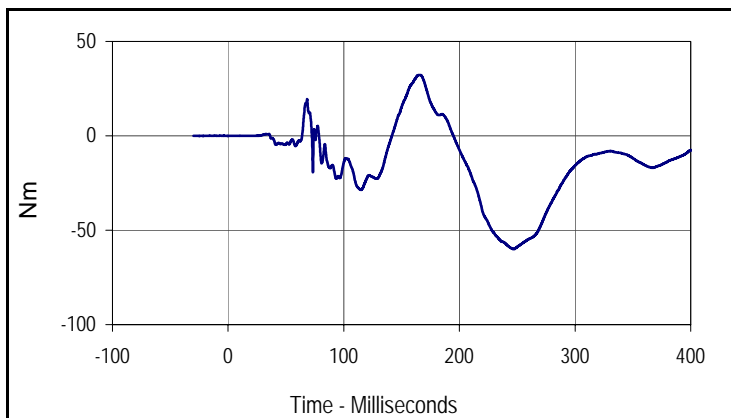
NHTSA No.: R70209
 Test Date: 12/23/09



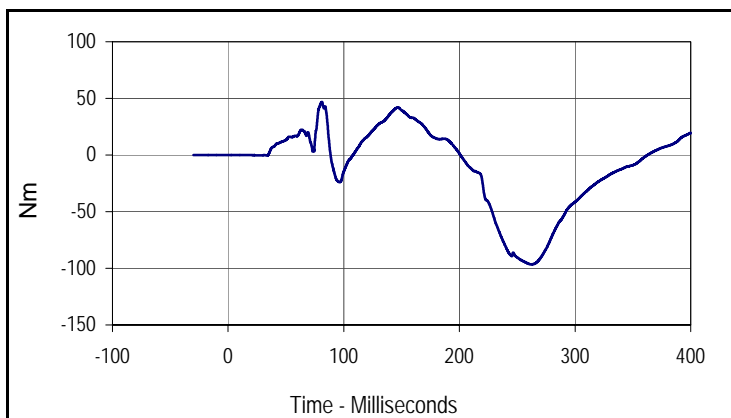
Curve Description			
Driver Lower Neck Force Y			
CURNO	Type	SAE Class	Units
020	FIL	1000	Newtons
Max	Time	Min	Time
448.2	84.5	-1127.6	73.6



Curve Description			
Driver Lower Neck Force Z			
CURNO	Type	SAE Class	Units
021	FIL	1000	Newtons
Max	Time	Min	Time
3680.9	80.7	-1580.8	265.7



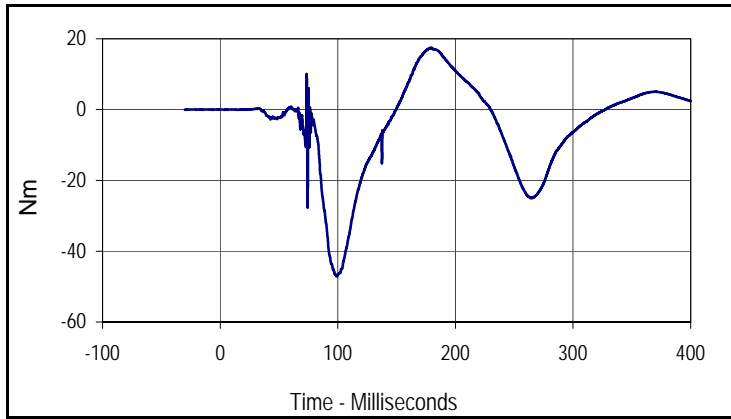
Curve Description			
Driver Lower Neck Moment X			
CURNO	Type	SAE Class	Units
022	FIL	600	Nm
Max	Time	Min	Time
32.3	165.2	-60.0	246.3



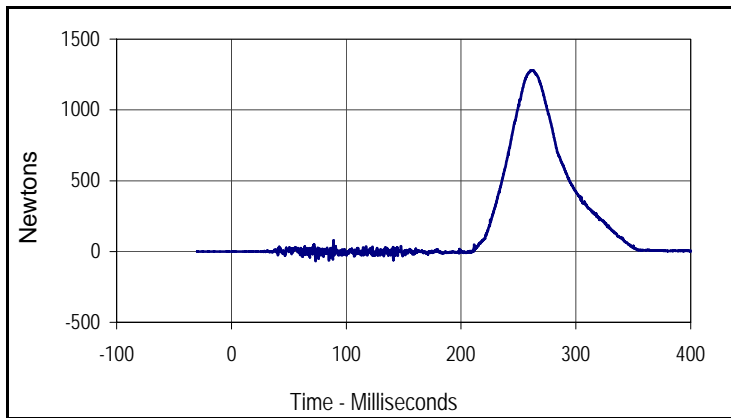
Curve Description			
Driver Lower Neck Moment Y			
CURNO	Type	SAE Class	Units
023	FIL	600	Nm
Max	Time	Min	Time
46.9	81.1	-96.7	262.4

Test Vehicle: 2007 Ford 500 4-Door Sedan
 Test Program: 80 mph, 15°, 10% Offset MDB to Vehicle

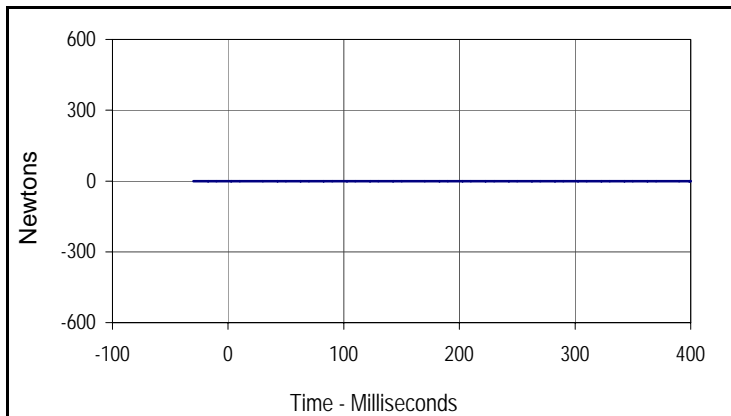
NHTSA No.: R70209
 Test Date: 12/23/09



Curve Description			
Driver Lower Neck Moment Z			
CURNO	Type	SAE Class	Units
024	FIL	600	Nm
Max	Time	Min	Time
17.5	179.7	-47.2	99.2

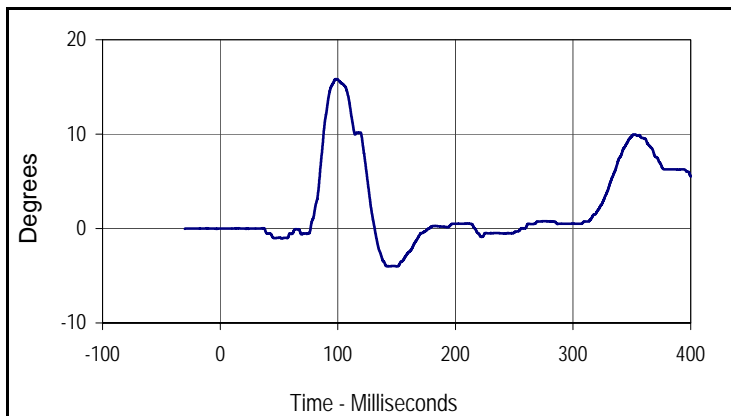


Curve Description			
Driver Front Neck Spring Force			
CURNO	Type	SAE Class	Units
025	FIL	1000	Newtons
Max	Time	Min	Time
1279.5	261.4	-68.8	73.3



Curve Description			
Driver Rear Neck Spring Force			
CURNO	Type	SAE Class	Units
026	FIL	1000	Newtons
Max	Time	Min	Time
0.0	0.0	0.0	0.0

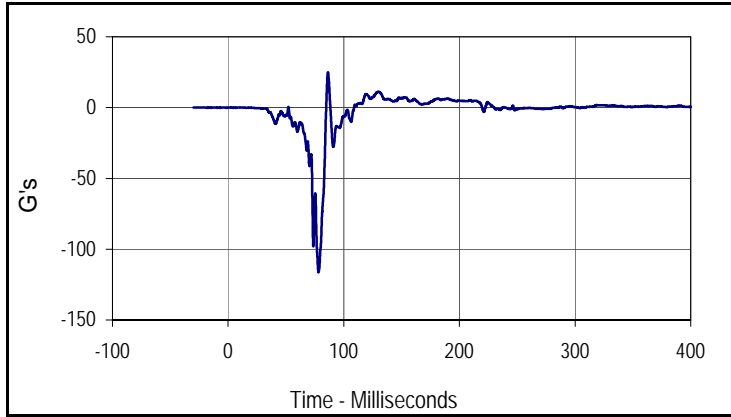
* Channel failed, no data



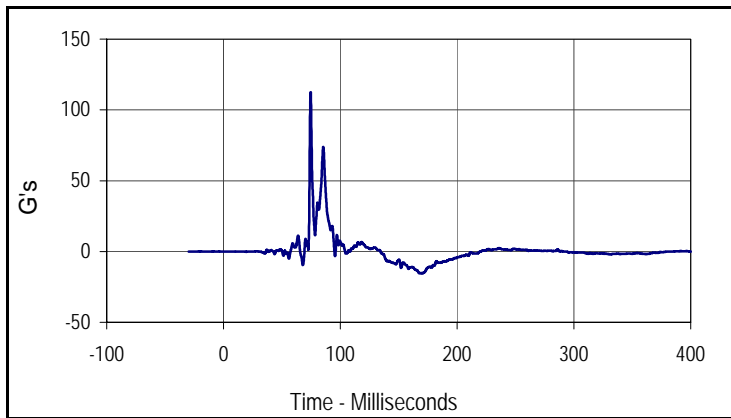
Curve Description			
Driver Occipital Condyle Rotation			
CURNO	Type	SAE Class	Units
027	FIL	180	Degrees
Max	Time	Min	Time
15.8	98.4	-4.0	150.5

Test Vehicle: 2007 Ford 500 4-Door Sedan
 Test Program: 80 mph, 15°, 10% Offset MDB to Vehicle

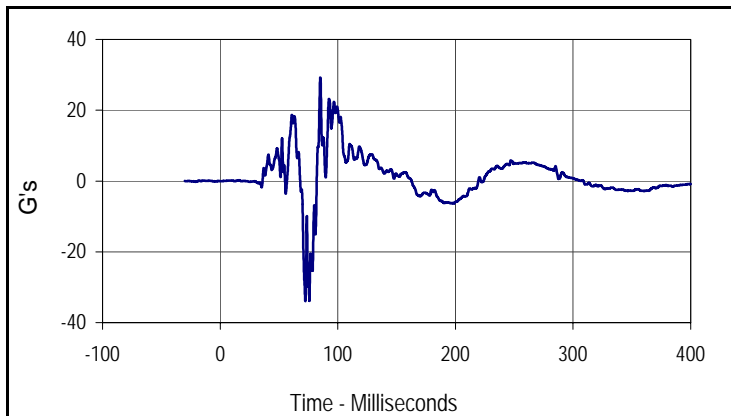
NHTSA No.: R70209
 Test Date: 12/23/09



Curve Description			
Driver Upper Spine T1 X			
CURNO	Type	SAE Class	Units
028	FIL	180	G's
Max	Time	Min	Time
24.9	86.3	-116.4	78.1



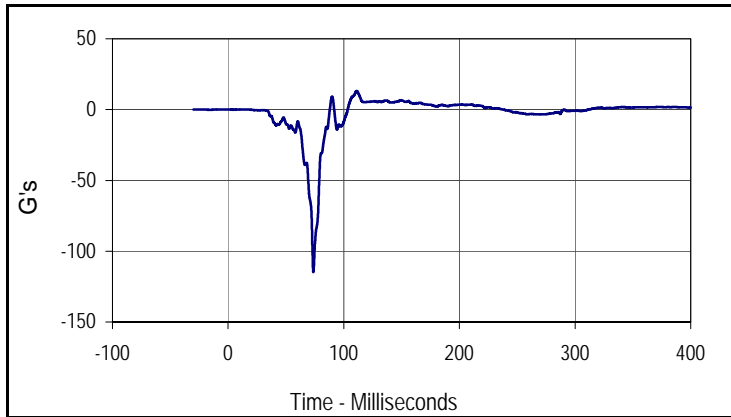
Curve Description			
Driver Upper Spine T1 Y			
CURNO	Type	SAE Class	Units
029	FIL	180	G's
Max	Time	Min	Time
112.6	74.7	-15.5	170.3



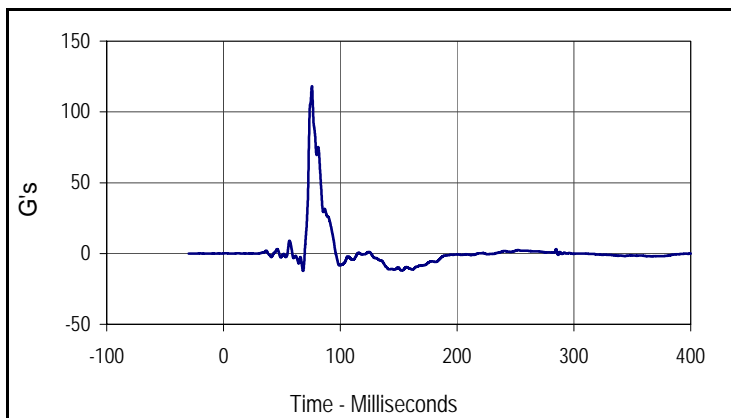
Curve Description			
Driver Upper Spine T1 Z			
CURNO	Type	SAE Class	Units
030	FIL	180	G's
Max	Time	Min	Time
29.3	85.1	-34.0	72.4

Test Vehicle: 2007 Ford 500 4-Door Sedan
 Test Program: 80 mph, 15°, 10% Offset MDB to Vehicle

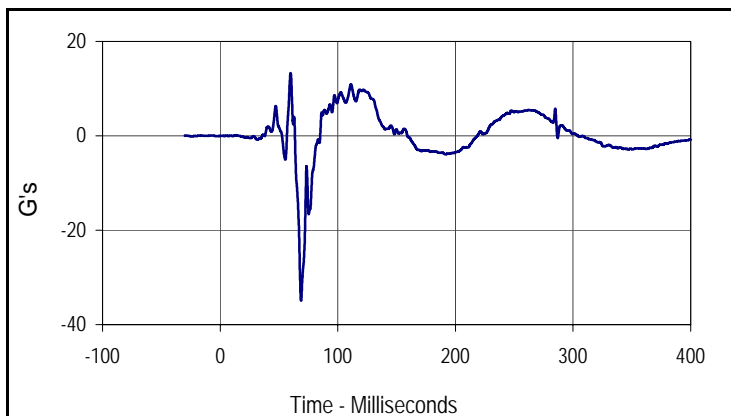
NHTSA No.: R70209
 Test Date: 12/23/09



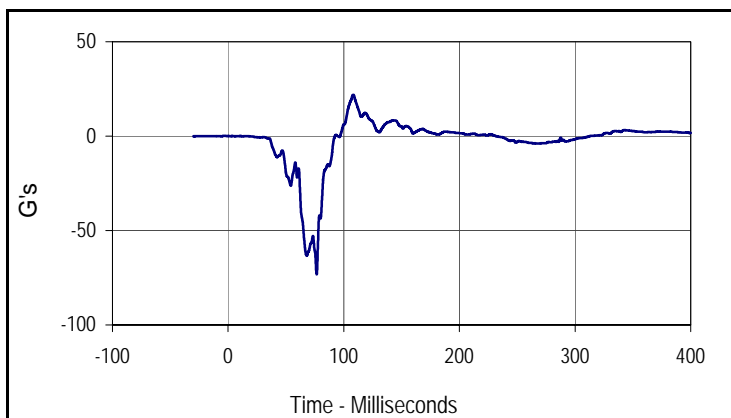
Curve Description			
Driver Thorax X			
CURNO	Type	SAE Class	Units
031	FIL	180	G's
Max	Time	Min	Time
13.1	111.2	-114.8	73.7



Curve Description			
Driver Thorax Y			
CURNO	Type	SAE Class	Units
032	FIL	180	G's
Max	Time	Min	Time
118.2	75.7	-12.3	68.2



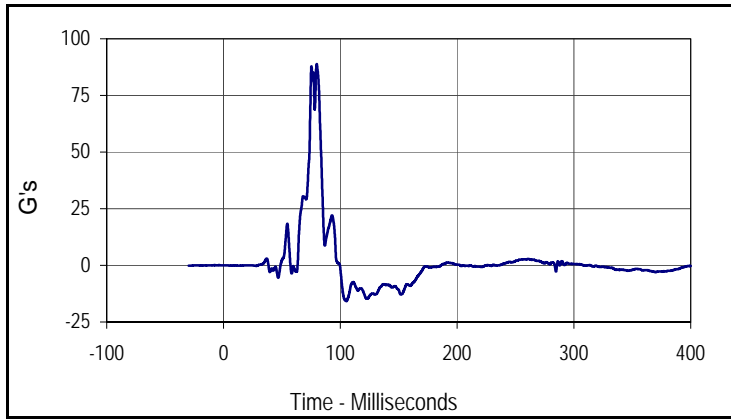
Curve Description			
Driver Thorax Z			
CURNO	Type	SAE Class	Units
033	FIL	180	G's
Max	Time	Min	Time
13.3	59.9	-34.9	68.8



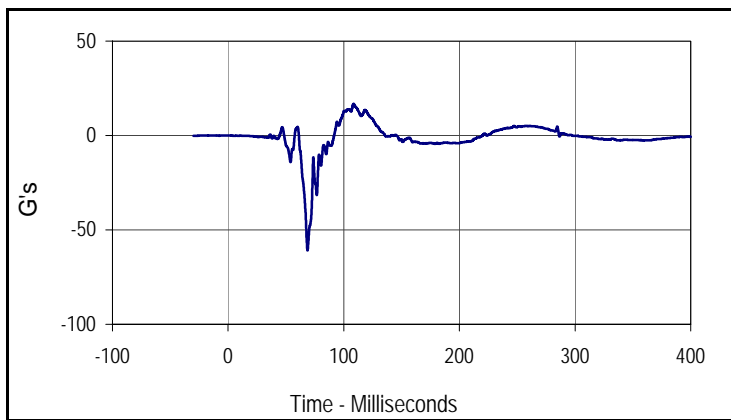
Curve Description			
Driver Lower Spine T12 X			
CURNO	Type	SAE Class	Units
034	FIL	180	G's
Max	Time	Min	Time
21.9	108.3	-73.3	76.6

Test Vehicle: 2007 Ford 500 4-Door Sedan
 Test Program: 80 mph, 15°, 10% Offset MDB to Vehicle

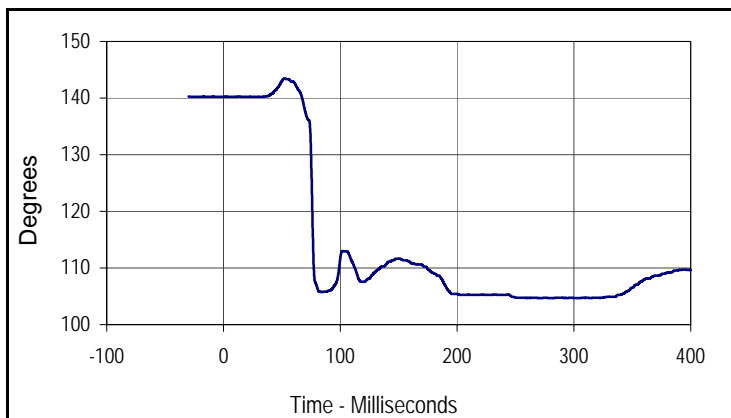
NHTSA No.: R70209
 Test Date: 12/23/09



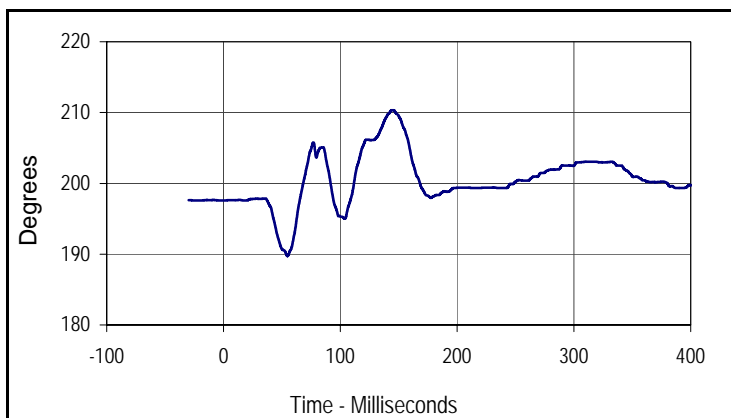
Curve Description			
Driver Lower Spine T12 Y			
CURNO	Type	SAE Class	Units
035	FIL	180	G's
Max	Time	Min	Time
88.8	79.8	-15.8	105.2



Curve Description			
Driver Lower Spine T12 Z			
CURNO	Type	SAE Class	Units
036	FIL	180	G's
Max	Time	Min	Time
16.7	108.6	-60.8	68.7



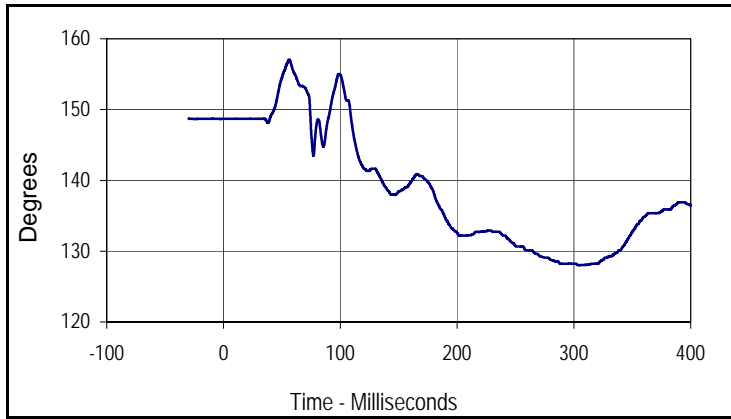
Curve Description			
Driver Upper Left CRUX Base Rotation			
CURNO	Type	SAE Class	Units
037	FIL	180	Degrees
Max	Time	Min	Time
143.5	52.1	104.7	280.9



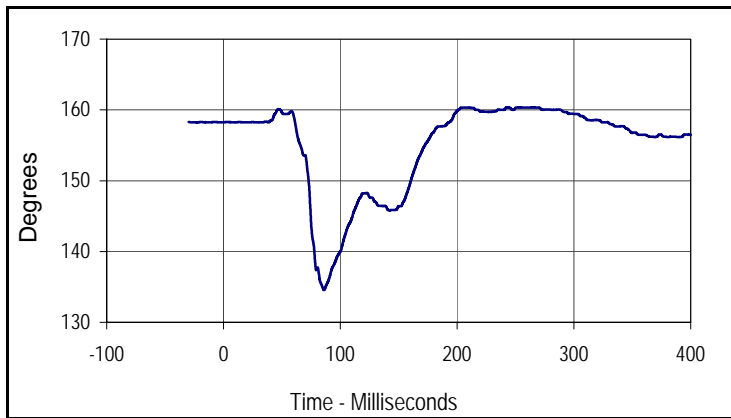
Curve Description			
Driver Upper Left CRUX Middle Rotation			
CURNO	Type	SAE Class	Units
038	FIL	180	Degrees
Max	Time	Min	Time
210.3	144.4	189.7	54.8

Test Vehicle: 2007 Ford 500 4-Door Sedan
 Test Program: 80 mph, 15°, 10% Offset MDB to Vehicle

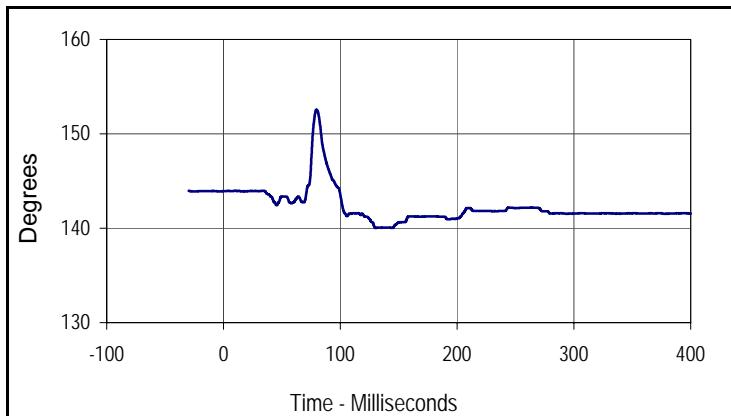
NHTSA No.: R70209
 Test Date: 12/23/09



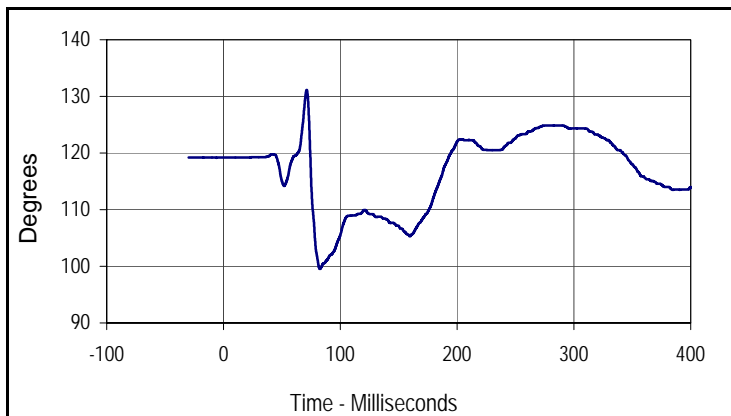
Curve Description			
Driver Upper Left CRUX Elbow Rotation			
CURNO	Type	SAE Class	Units
039	FIL	180	Degrees
Max	Time	Min	Time
157.1	56.3	128.0	304.2



Curve Description			
Driver Lower Left CRUX Base Rotation			
CURNO	Type	SAE Class	Units
040	FIL	180	Degrees
Max	Time	Min	Time
160.4	243.1	134.6	86.0



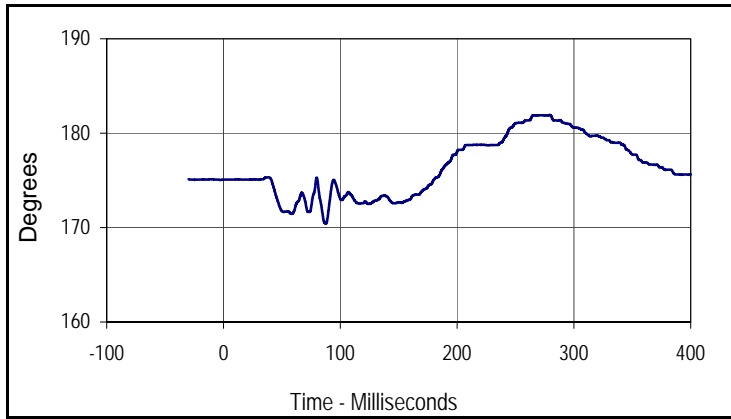
Curve Description			
Driver Lower Left CRUX Middle Rotation			
CURNO	Type	SAE Class	Units
041	FIL	180	Degrees
Max	Time	Min	Time
152.6	79.7	140.0	130.1



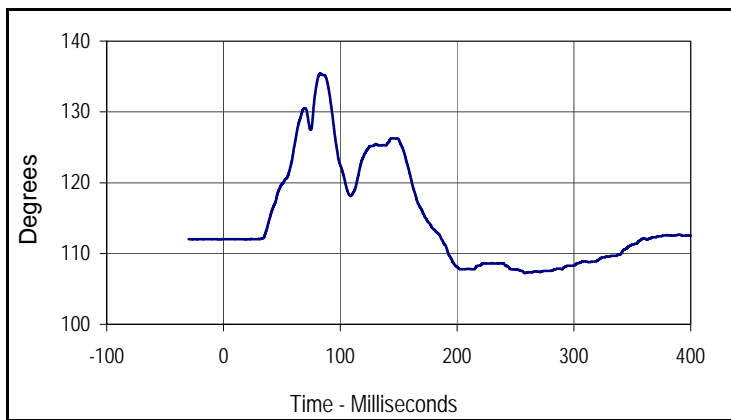
Curve Description			
Driver Lower Left CRUX Elbow Rotation			
CURNO	Type	SAE Class	Units
042	FIL	180	Degrees
Max	Time	Min	Time
131.1	71.2	99.5	82.6

Test Vehicle: 2007 Ford 500 4-Door Sedan
 Test Program: 80 mph, 15°, 10% Offset MDB to Vehicle

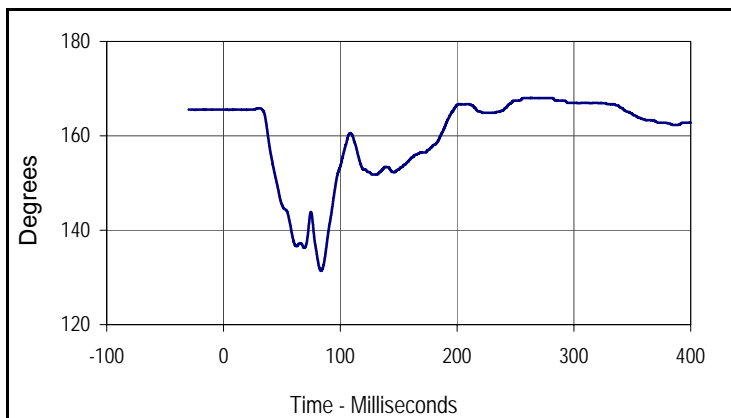
NHTSA No.: R70209
 Test Date: 12/23/09



Curve Description			
Driver Upper Right CRUX Base Rotation			
CURNO	Type	SAE Class	Units
043	FIL	180	Degrees
Max	Time	Min	Time
181.9	279.5	170.4	87.4



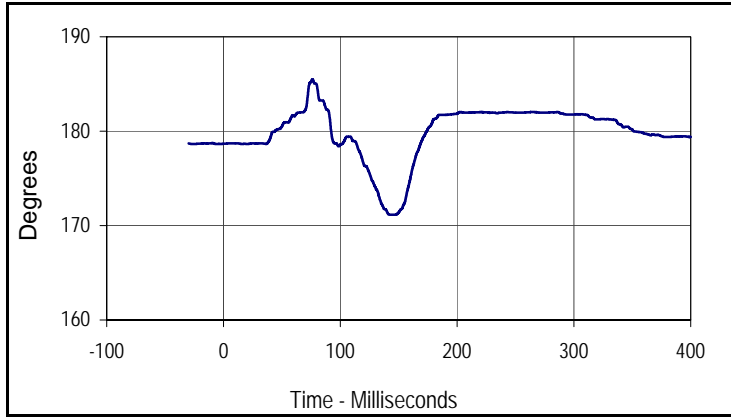
Curve Description			
Driver Upper Right CRUX Middle Rotation			
CURNO	Type	SAE Class	Units
044	FIL	180	Degrees
Max	Time	Min	Time
135.4	82.8	107.2	258.0



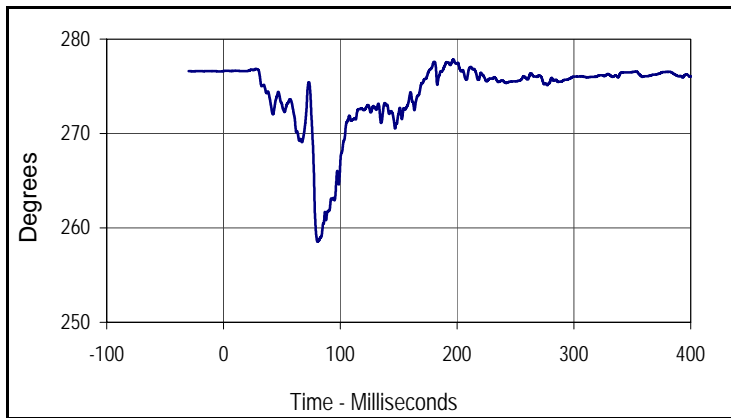
Curve Description			
Driver Upper Right CRUX Elbow Rotation			
CURNO	Type	SAE Class	Units
045	FIL	180	Degrees
Max	Time	Min	Time
168.0	263.5	131.4	83.5

Test Vehicle: 2007 Ford 500 4-Door Sedan
 Test Program: 80 mph, 15°, 10% Offset MDB to Vehicle

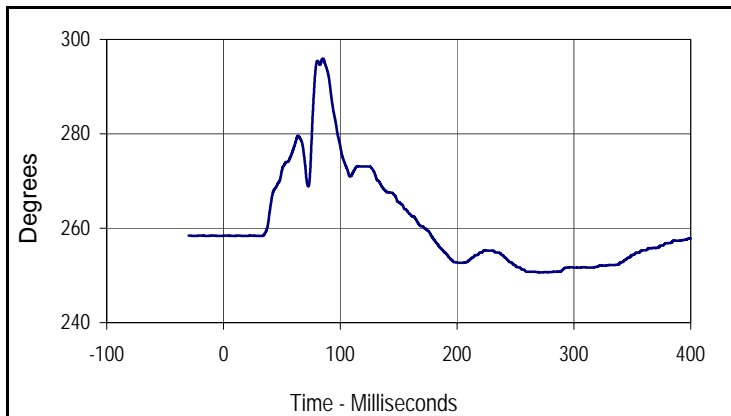
NHTSA No.: R70209
 Test Date: 12/23/09



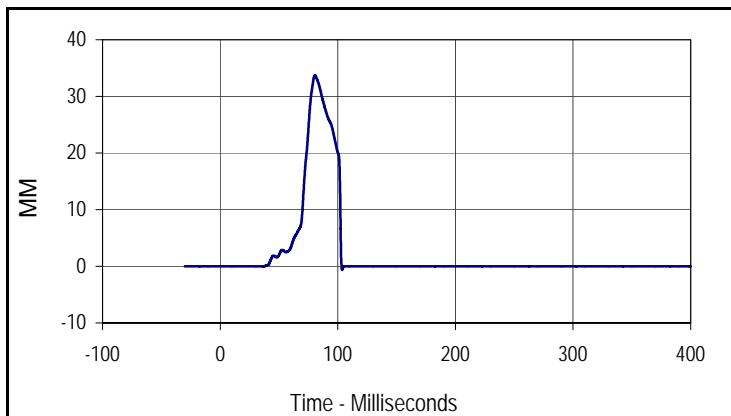
Curve Description			
Driver Lower Right CRUX Base Rotation			
CURNO	Type	SAE Class	Units
046	FIL	180	Degrees
Max	Time	Min	Time
185.5	76.2	171.1	145.7



Curve Description			
Driver Lower Right CRUX Middle Rotation			
CURNO	Type	SAE Class	Units
047	FIL	180	Degrees
Max	Time	Min	Time
277.9	196.8	258.5	80.6



Curve Description			
Driver Lower Right CRUX Elbow Rotation			
CURNO	Type	SAE Class	Units
048	FIL	180	Degrees
Max	Time	Min	Time
295.9	85.0	250.7	271.1

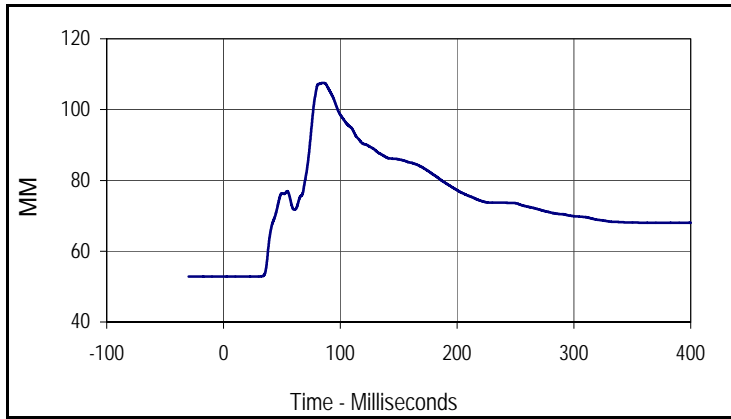


Curve Description			
Driver Upper Abdomen Deflection			
CURNO	Type	SAE Class	Units
049	FIL	180	MM
Max	Time	Min	Time
33.8	80.7	-0.6	103.7

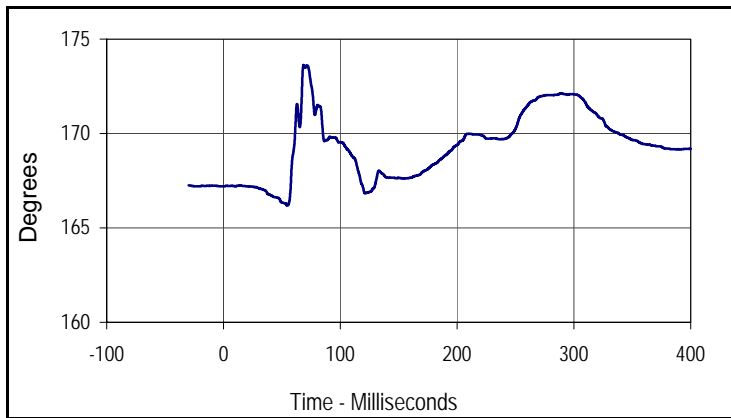
* Channel failed at 102.3 msec.

Test Vehicle: 2007 Ford 500 4-Door Sedan
 Test Program: 80 mph, 15°, 10% Offset MDB to Vehicle

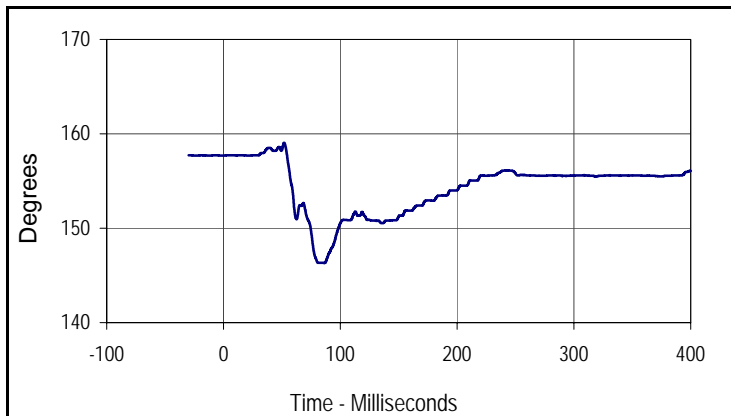
NHTSA No.: R70209
 Test Date: 12/23/09



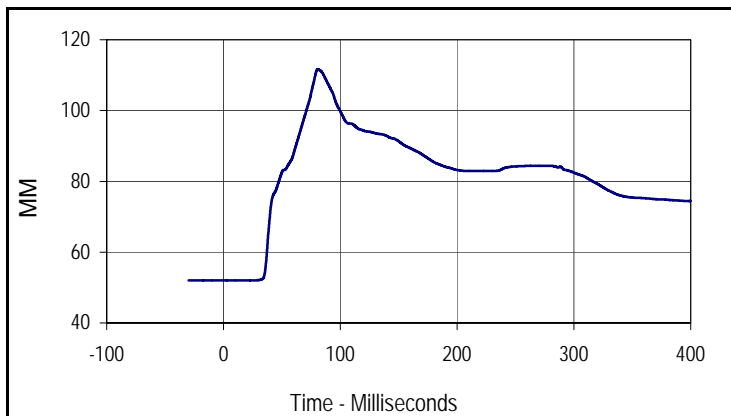
Curve Description			
Driver Left DGSP X Deflection			
CURNO	Type	SAE Class	Units
050	FIL	180	MM
Max	Time	Min	Time
107.6	85.1	52.8	0.0



Curve Description			
Driver Left DGSP Y Rotation			
CURNO	Type	SAE Class	Units
051	FIL	180	Degrees
Max	Time	Min	Time
173.6	68.5	166.2	54.6



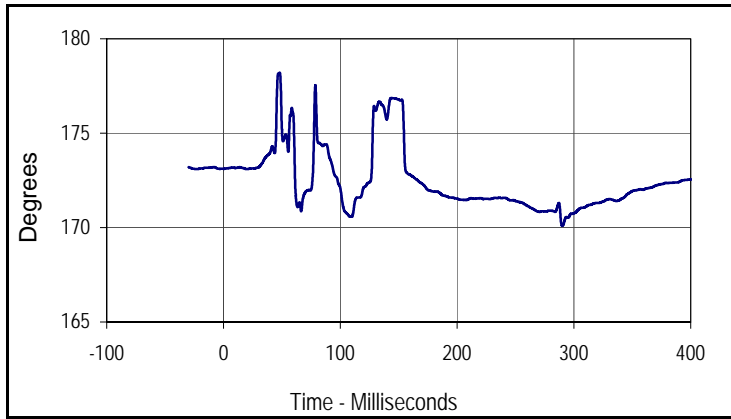
Curve Description			
Driver Left DGSP Z Rotation			
CURNO	Type	SAE Class	Units
052	FIL	180	Degrees
Max	Time	Min	Time
159.0	52.0	146.3	86.4



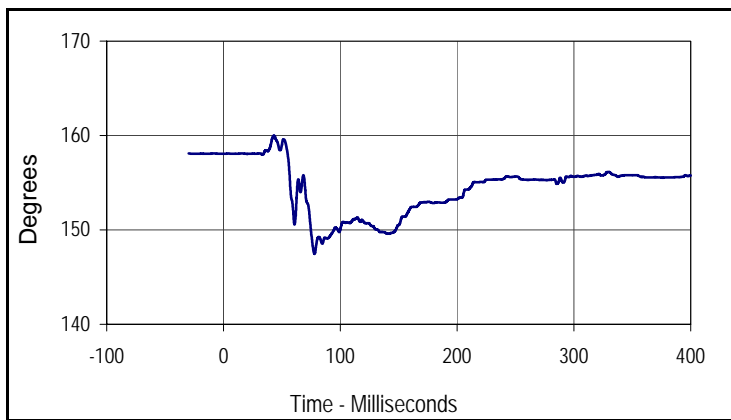
Curve Description			
Driver Right DGSP X Deflection			
CURNO	Type	SAE Class	Units
053	FIL	180	MM
Max	Time	Min	Time
111.7	80.7	52.0	0.6

Test Vehicle: 2007 Ford 500 4-Door Sedan
 Test Program: 80 mph, 15°, 10% Offset MDB to Vehicle

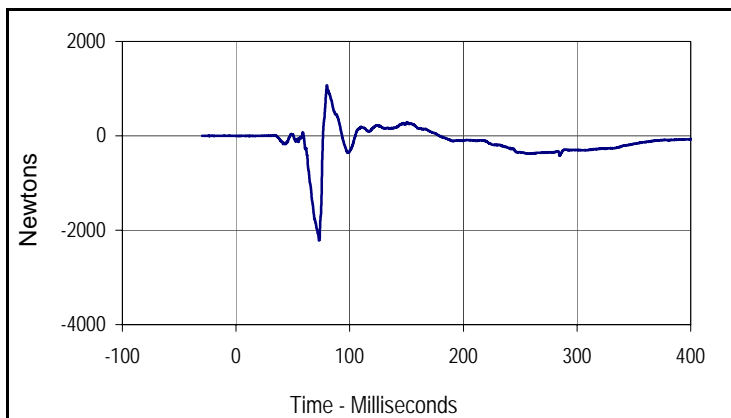
NHTSA No.: R70209
 Test Date: 12/23/09



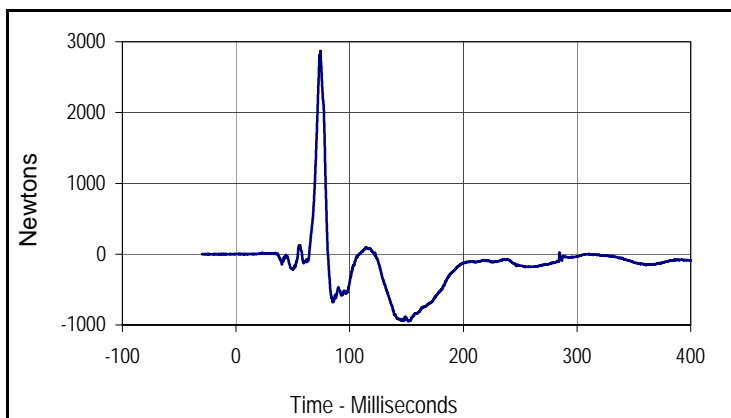
Curve Description			
Driver Right DGSP Y Rotation			
CURNO	Type	SAE Class	Units
054	FIL	180	Degrees
Max	Time	Min	Time
178.2	48.1	170.1	290.0



Curve Description			
Driver Right DGSP Z Rotation			
CURNO	Type	SAE Class	Units
055	FIL	180	Degrees
Max	Time	Min	Time
160.0	43.2	147.5	77.9



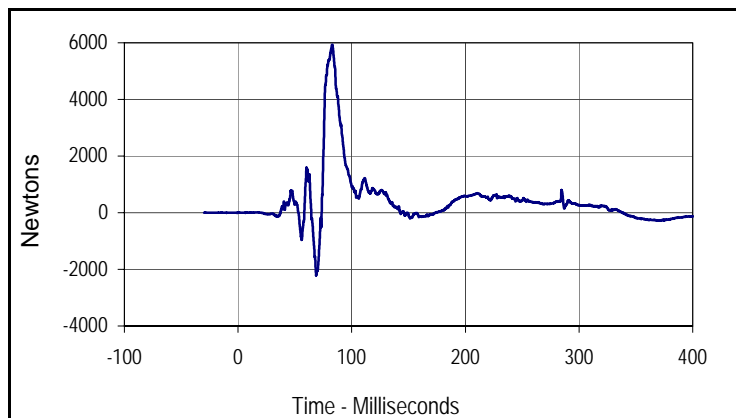
Curve Description			
Driver Thoracic Spine Force X			
CURNO	Type	SAE Class	Units
056	FIL	600	Newtons
Max	Time	Min	Time
1071.7	80.0	-2214.7	73.1



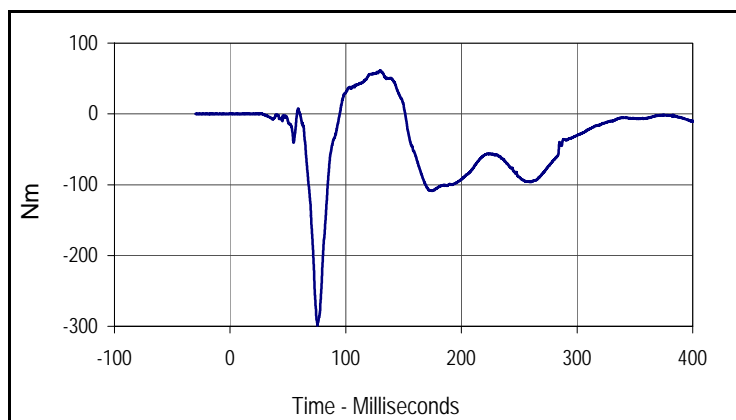
Curve Description			
Driver Thoracic Spine Force Y			
CURNO	Type	SAE Class	Units
057	FIL	600	Newtons
Max	Time	Min	Time
2868.3	74.4	-951.5	151.6

Test Vehicle: 2007 Ford 500 4-Door Sedan
 Test Program: 80 mph, 15°, 10% Offset MDB to Vehicle

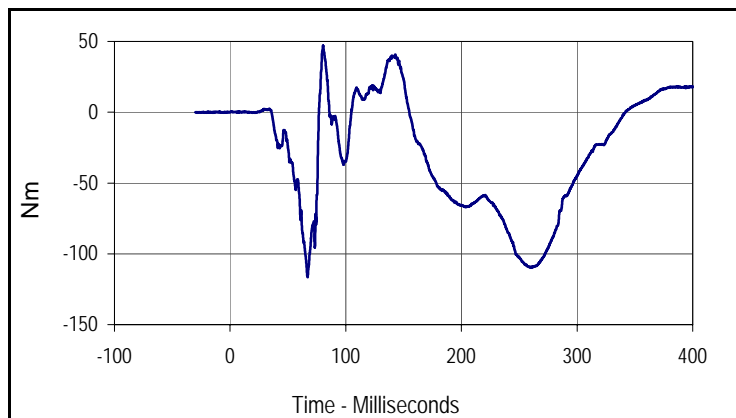
NHTSA No.: R70209
 Test Date: 12/23/09



Curve Description			
Driver Upper Thoracic Spine Force Z			
CURNO	Type	SAE Class	Units
058	FIL	600	Newtons
Max	Time	Min	Time
5932.6	82.9	-2210.8	68.7



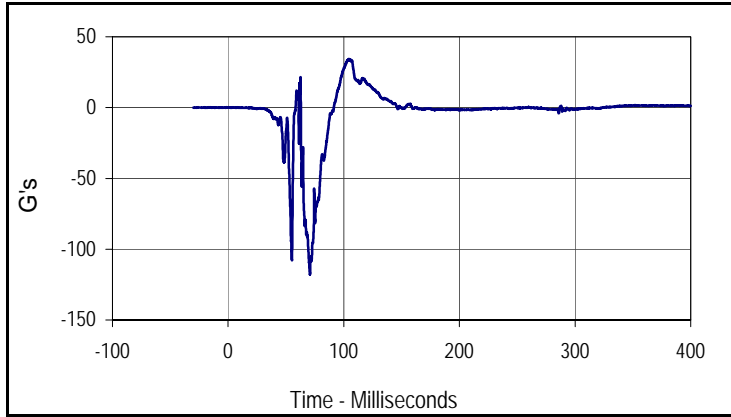
Curve Description			
Driver Upper Thoracic Spine Moment X			
CURNO	Type	SAE Class	Units
059	FIL	600	Nm
Max	Time	Min	Time
61.4	129.9	-298.7	75.5



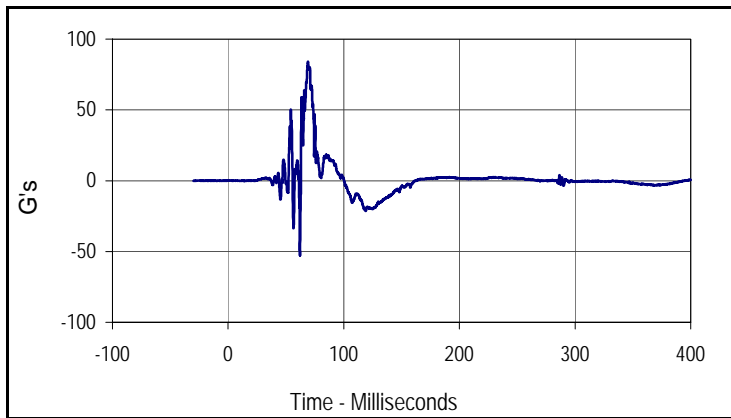
Curve Description			
Driver Upper Thoracic Spine Moment Y			
CURNO	Type	SAE Class	Units
060	FIL	600	Nm
Max	Time	Min	Time
47.0	80.4	-116.5	67.0

Test Vehicle: 2007 Ford 500 4-Door Sedan
 Test Program: 80 mph, 15°, 10% Offset MDB to Vehicle

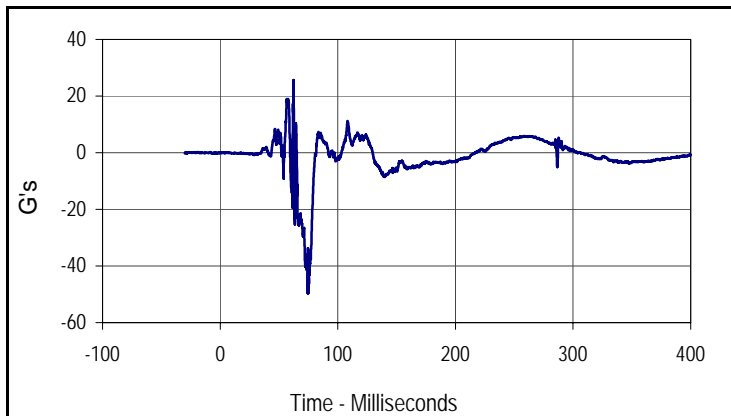
NHTSA No.: R70209
 Test Date: 12/23/09



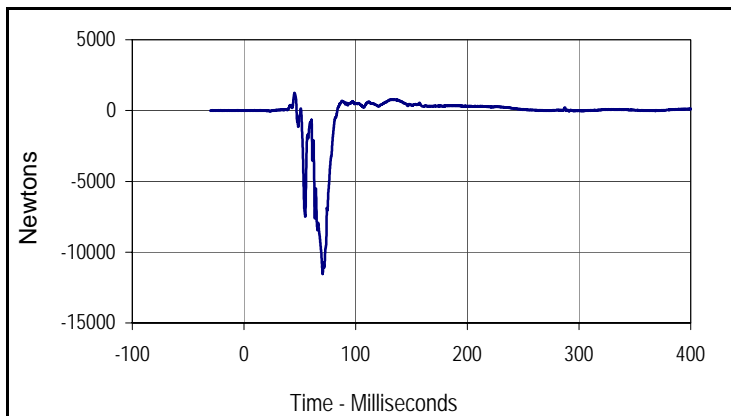
Curve Description			
Driver Pelvis X			
CURNO	Type	SAE Class	Units
061	FIL	1000	G's
Max	Time	Min	Time
34.3	104.6	-117.9	70.8



Curve Description			
Driver Pelvis Y			
CURNO	Type	SAE Class	Units
062	FIL	1000	G's
Max	Time	Min	Time
83.9	69.1	-52.6	62.1



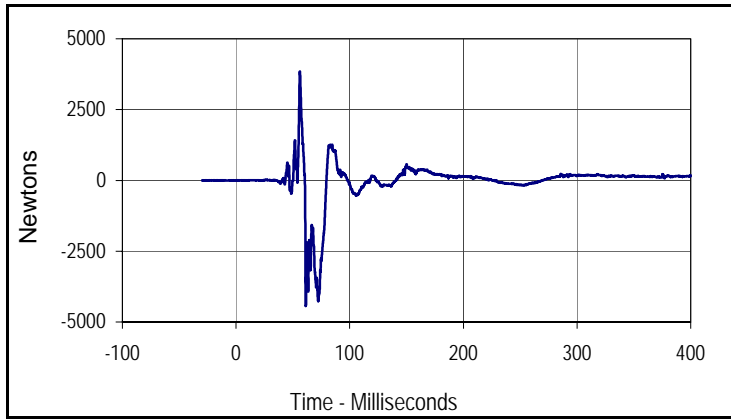
Curve Description			
Driver Pelvis Z			
CURNO	Type	SAE Class	Units
063	FIL	1000	G's
Max	Time	Min	Time
25.7	62.3	-49.5	74.9



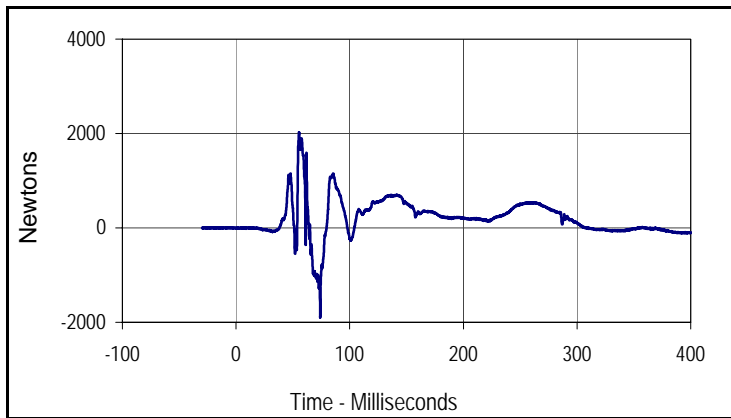
Curve Description			
Driver Left Acetabulum Force X			
CURNO	Type	SAE Class	Units
064	FIL	600	Newtons
Max	Time	Min	Time
1257.3	45.3	-11551.6	70.5

Test Vehicle: 2007 Ford 500 4-Door Sedan
 Test Program: 80 mph, 15°, 10% Offset MDB to Vehicle

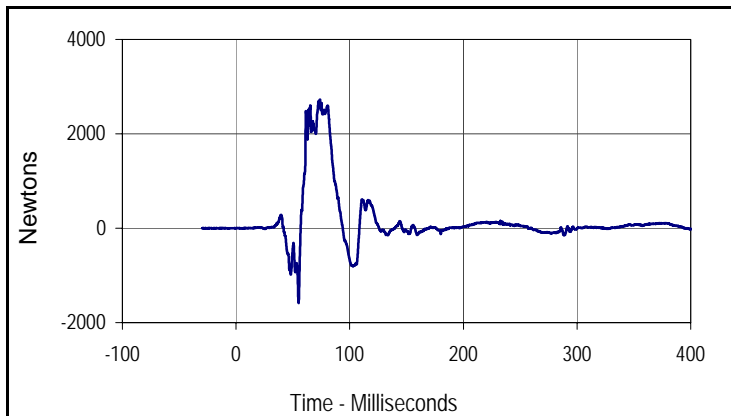
NHTSA No.: R70209
 Test Date: 12/23/09



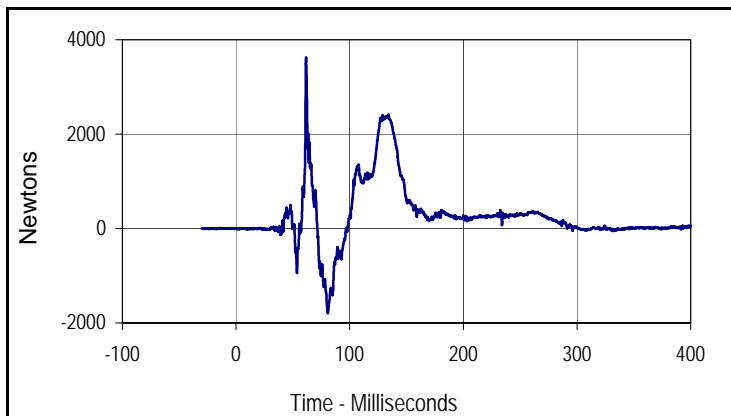
Curve Description			
Driver Left Acetabulum Force Y			
CURNO	Type	SAE Class	Units
065	FIL	600	Newtons
Max	Time	Min	Time
3843.8	56.2	-4434.7	61.4



Curve Description			
Driver Left Acetabulum Force Z			
CURNO	Type	SAE Class	Units
066	FIL	600	Newtons
Max	Time	Min	Time
2025.8	55.5	-1898.3	74.1



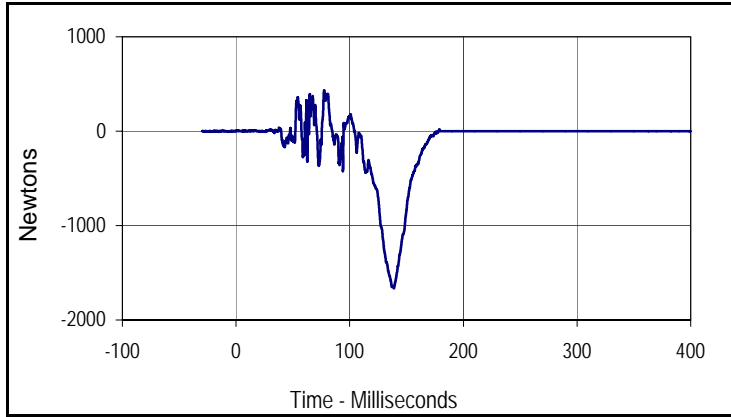
Curve Description			
Driver Right Acetabulum Force X			
CURNO	Type	SAE Class	Units
067	FIL	600	Newtons
Max	Time	Min	Time
2728.6	73.8	-1588.1	55.1



Curve Description			
Driver Right Acetabulum Force Y			
CURNO	Type	SAE Class	Units
068	FIL	600	Newtons
Max	Time	Min	Time
3622.2	61.6	-1797.3	80.8

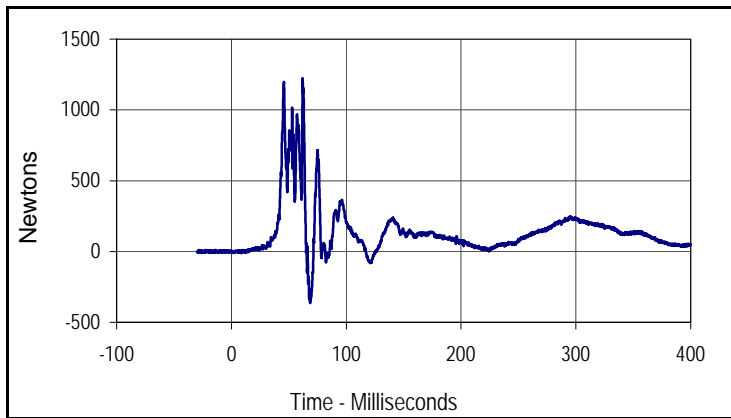
Test Vehicle: 2007 Ford 500 4-Door Sedan
 Test Program: 80 mph, 15°, 10% Offset MDB to Vehicle

NHTSA No.: R70209
 Test Date: 12/23/09

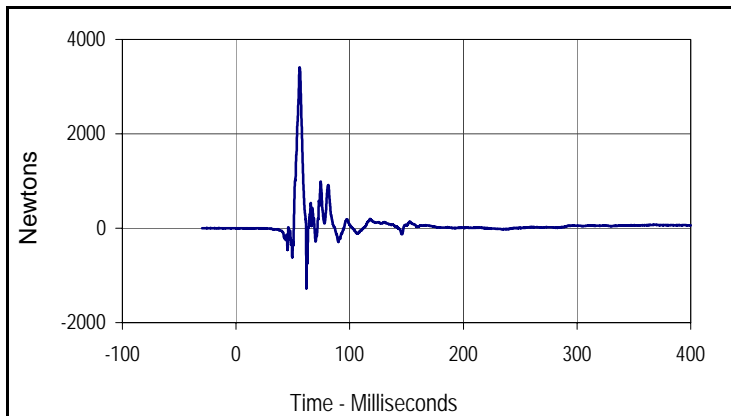


Curve Description			
Driver Right Acetabulum Force Z			
CURNO	Type	SAE Class	Units
069	FIL	600	Newtons
Max	Time	Min	Time
434.8	77.5	-1665.0	138.8

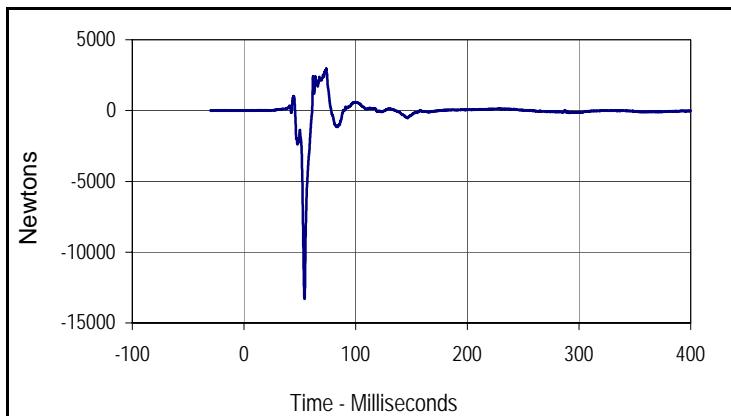
* Channel failed at 179.8 msec.



Curve Description			
Driver Left Femur Force X			
CURNO	Type	SAE Class	Units
070	FIL	600	Newtons
Max	Time	Min	Time
1221.2	62.0	-364.9	68.6



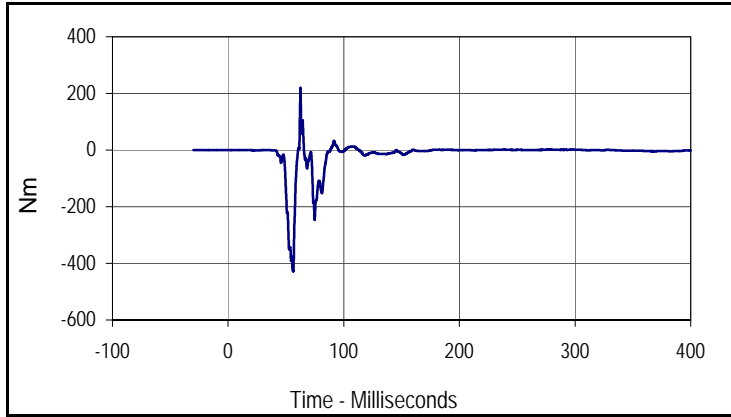
Curve Description			
Driver Left Femur Force Y			
CURNO	Type	SAE Class	Units
071	FIL	600	Newtons
Max	Time	Min	Time
3412.8	56.0	-1277.3	62.0



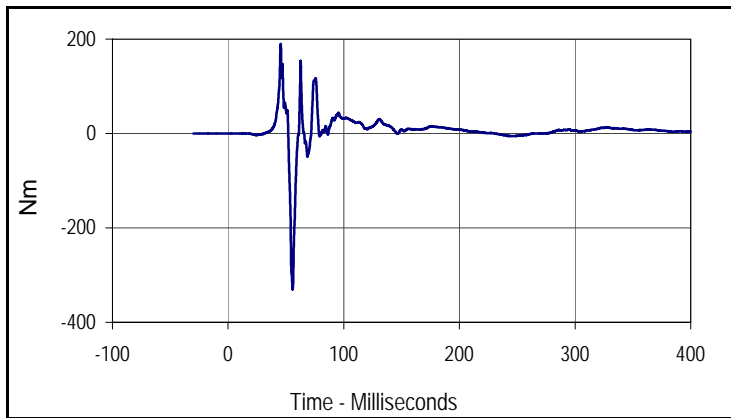
Curve Description			
Driver Left Femur Force Z			
CURNO	Type	SAE Class	Units
072	FIL	600	Newtons
Max	Time	Min	Time
2975.8	73.6	-13299.1	54.2

Test Vehicle: 2007 Ford 500 4-Door Sedan
 Test Program: 80 mph, 15°, 10% Offset MDB to Vehicle

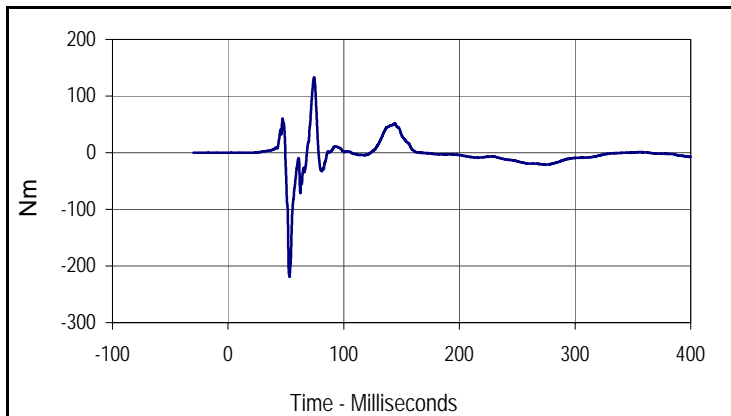
NHTSA No.: R70209
 Test Date: 12/23/09



Curve Description			
Driver Left Femur Moment X			
CURNO	Type	SAE Class	Units
073	FIL	600	Nm
Max	Time	Min	Time
219.9	62.6	-427.9	56.4



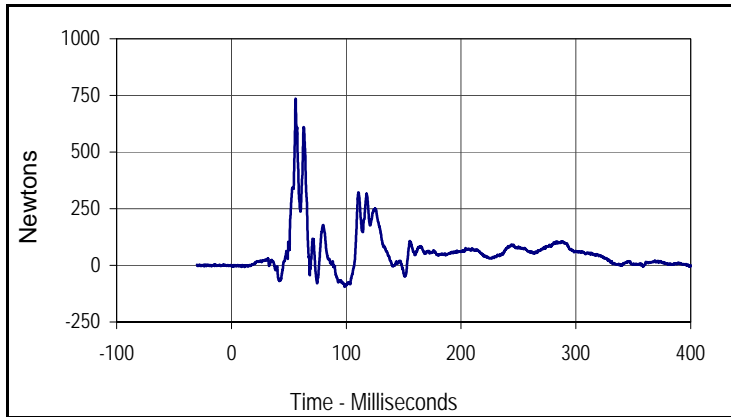
Curve Description			
Driver Left Femur Moment Y			
CURNO	Type	SAE Class	Units
074	FIL	600	Nm
Max	Time	Min	Time
189.9	45.5	-330.3	55.8



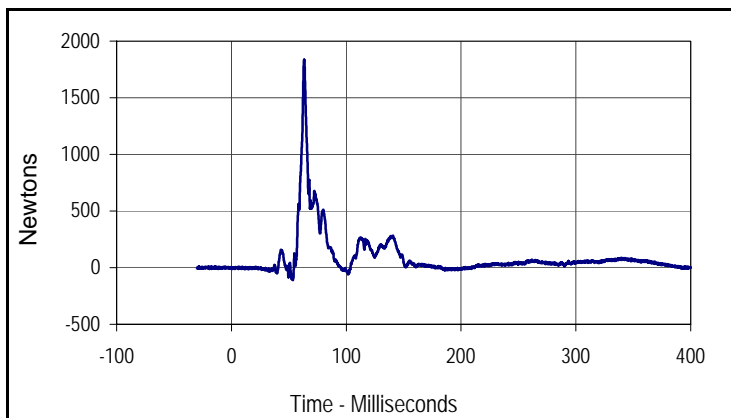
Curve Description			
Driver Left Femur Moment Z			
CURNO	Type	SAE Class	Units
075	FIL	600	Nm
Max	Time	Min	Time
133.2	74.4	-219.2	53.2

Test Vehicle: 2007 Ford 500 4-Door Sedan
 Test Program: 80 mph, 15°, 10% Offset MDB to Vehicle

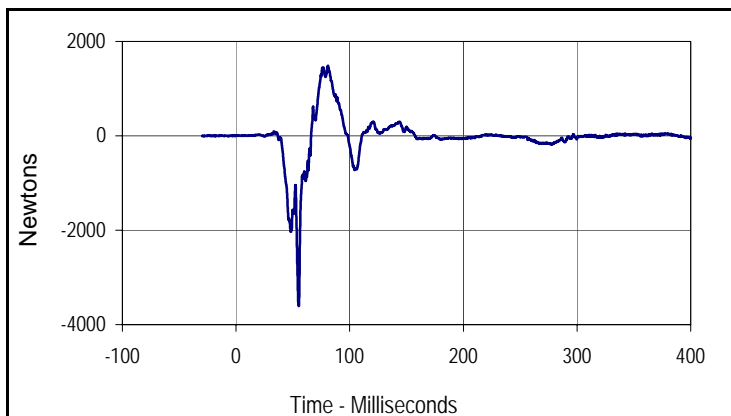
NHTSA No.: R70209
 Test Date: 12/23/09



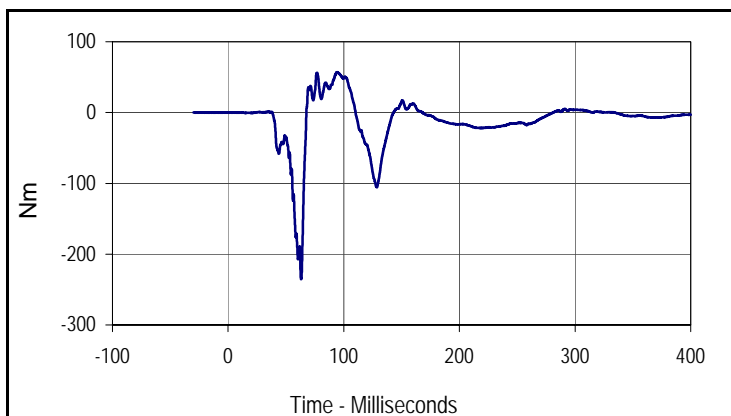
Curve Description			
Driver Right Femur Force X			
CURNO	Type	SAE Class	Units
076	FIL	600	Newtons
Max	Time	Min	Time
735.3	55.9	-95.3	98.7



Curve Description			
Driver Right Femur Force Y			
CURNO	Type	SAE Class	Units
077	FIL	600	Newtons
Max	Time	Min	Time
1835.8	63.3	-109.5	53.5



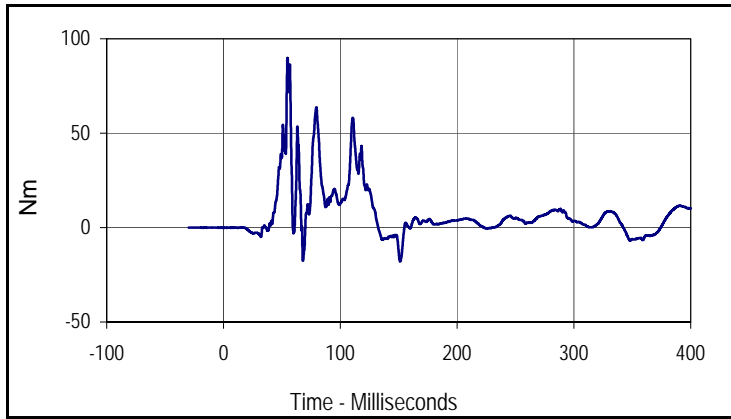
Curve Description			
Driver Right Femur Force Z			
CURNO	Type	SAE Class	Units
078	FIL	600	Newtons
Max	Time	Min	Time
1483.2	80.9	-3607.7	55.2



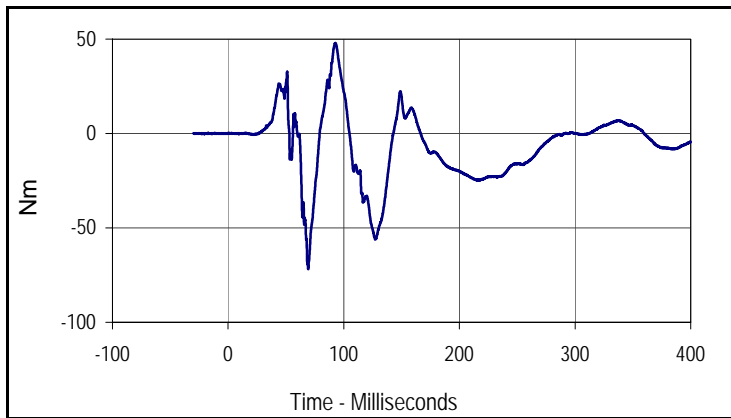
Curve Description			
Driver Right Femur Moment X			
CURNO	Type	SAE Class	Units
079	FIL	600	Nm
Max	Time	Min	Time
57.1	94.4	-235.5	63.2

Test Vehicle: 2007 Ford 500 4-Door Sedan
 Test Program: 80 mph, 15°, 10% Offset MDB to Vehicle

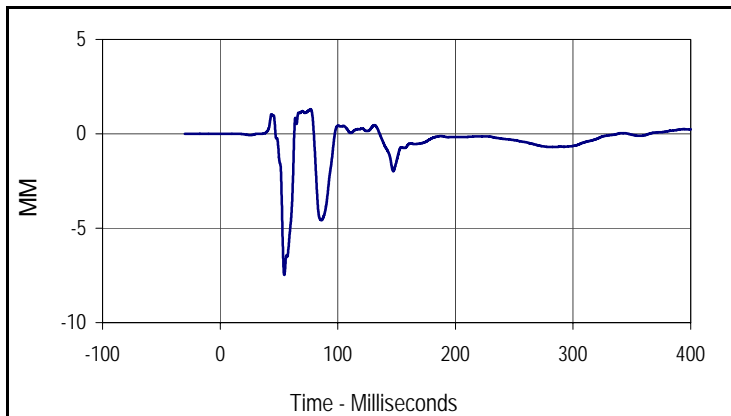
NHTSA No.: R70209
 Test Date: 12/23/09



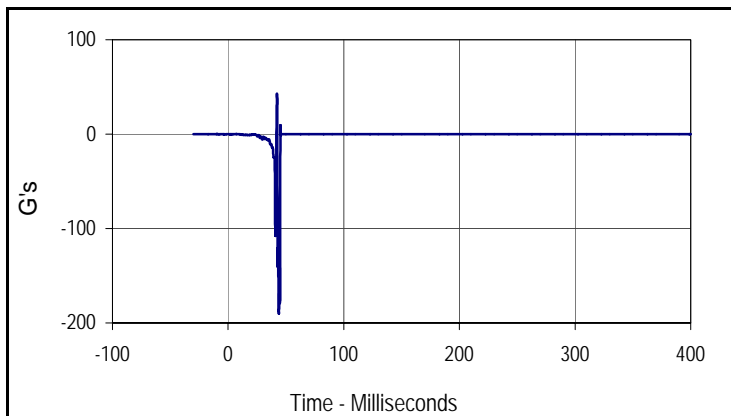
Curve Description			
Driver Right Femur Moment Y			
CURNO	Type	SAE Class	Units
080	FIL	600	Nm
Max	Time	Min	Time
89.9	54.9	-17.9	151.3



Curve Description			
Driver Right Femur Moment Z			
CURNO	Type	SAE Class	Units
081	FIL	600	Nm
Max	Time	Min	Time
47.9	92.8	-71.9	69.3



Curve Description			
Driver Left Knee Deflection			
CURNO	Type	SAE Class	Units
082	FIL	180	MM
Max	Time	Min	Time
1.3	76.9	-7.5	54.5

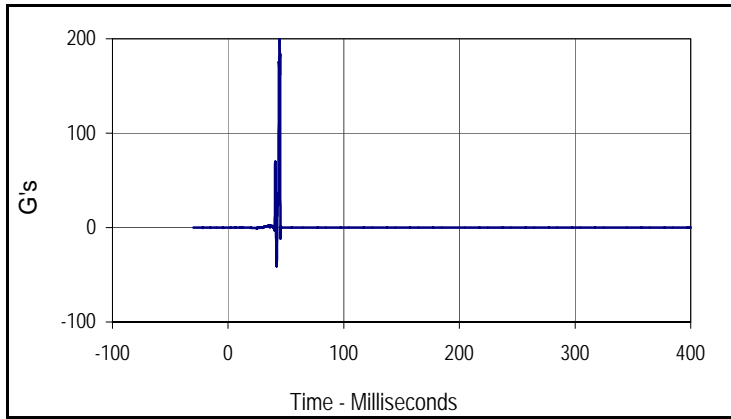


Curve Description			
Driver Left Tibia X			
CURNO	Type	SAE Class	Units
083	FIL	1000	G's
Max	Time	Min	Time
42.6	42.3	-190.1	43.8

* Channel failed at 45.1 msec.

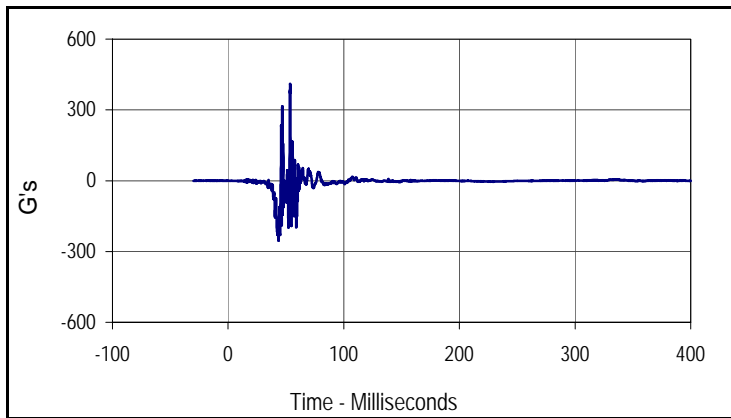
Test Vehicle: 2007 Ford 500 4-Door Sedan
 Test Program: 80 mph, 15°, 10% Offset MDB to Vehicle

NHTSA No.: R70209
 Test Date: 12/23/09

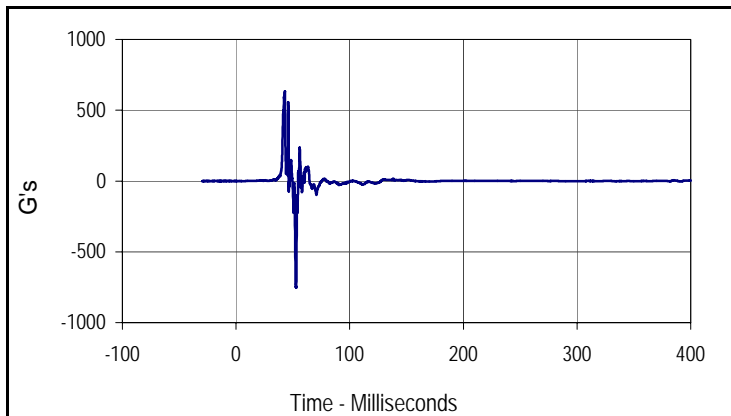


Curve Description			
Driver Left Tibia Y			
CURNO	Type	SAE Class	Units
084	FIL	1000	G's
Max	Time	Min	Time
199.0	44.5	-41.0	41.9

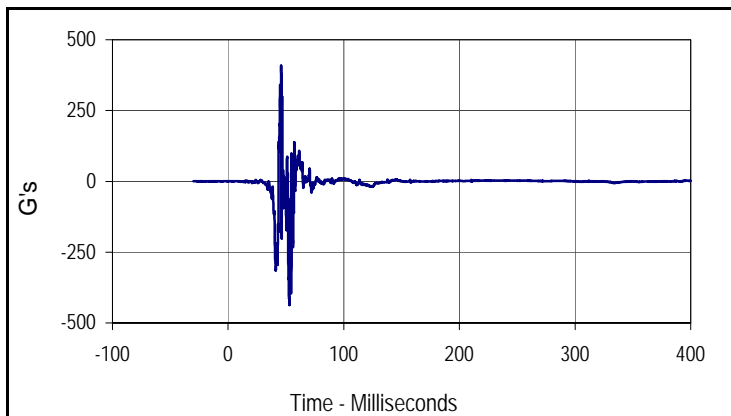
* Channel failed at 45.1 msec.



Curve Description			
Driver Left Foot X			
CURNO	Type	SAE Class	Units
085	FIL	1000	G's
Max	Time	Min	Time
410.1	53.7	-253.8	43.5



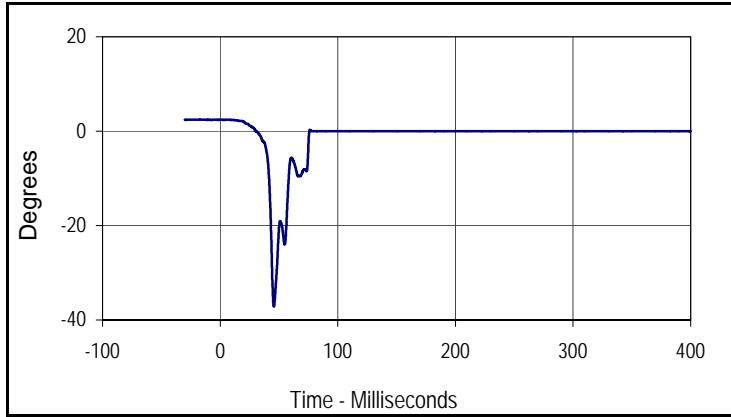
Curve Description			
Driver Left Foot Y			
CURNO	Type	SAE Class	Units
086	FIL	1000	G's
Max	Time	Min	Time
634.4	42.9	-753.2	52.9



Curve Description			
Driver Left Foot Z			
CURNO	Type	SAE Class	Units
087	FIL	1000	G's
Max	Time	Min	Time
408.7	45.9	-436.5	53.0

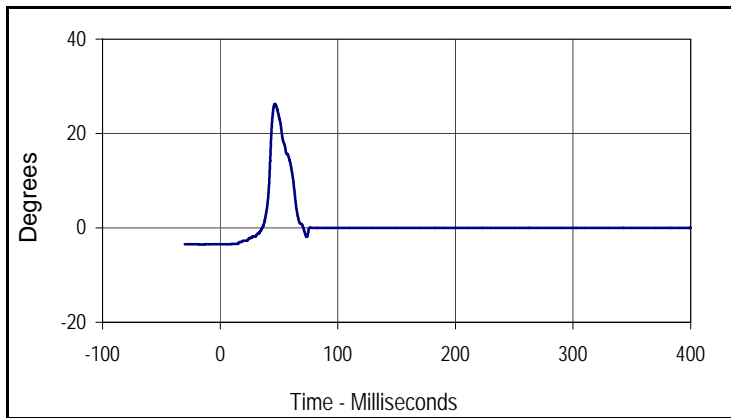
Test Vehicle: 2007 Ford 500 4-Door Sedan
 Test Program: 80 mph, 15°, 10% Offset MDB to Vehicle

NHTSA No.: R70209
 Test Date: 12/23/09



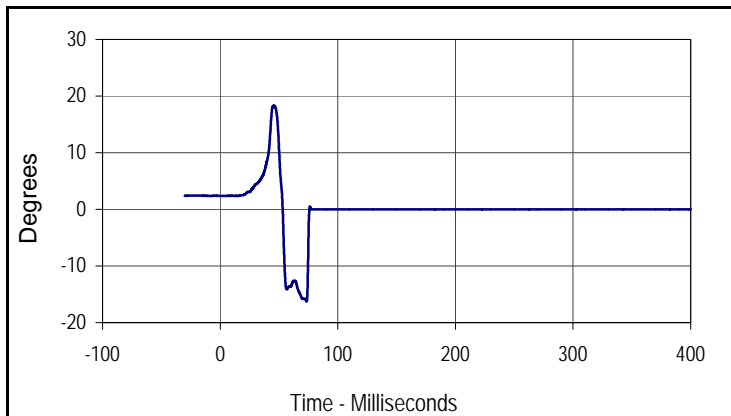
Curve Description			
Driver Left Ankle Rotation X			
CURNO	Type	SAE Class	Units
088	FIL	180	Degrees
Max	Time	Min	Time
2.4	5.5	-37.2	45.7

* Channel failed at 74.9 msec.



Curve Description			
Driver Left Ankle Rotation Y			
CURNO	Type	SAE Class	Units
089	FIL	180	Degrees
Max	Time	Min	Time
26.3	46.7	-3.5	7.7

* Channel failed at 74.9 msec.

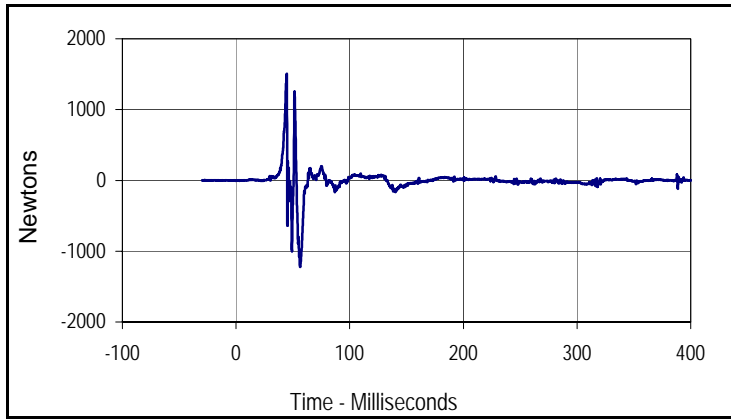


Curve Description			
Driver Left Ankle Rotation Z			
CURNO	Type	SAE Class	Units
090	FIL	180	Degrees
Max	Time	Min	Time
18.3	45.8	-16.3	73.4

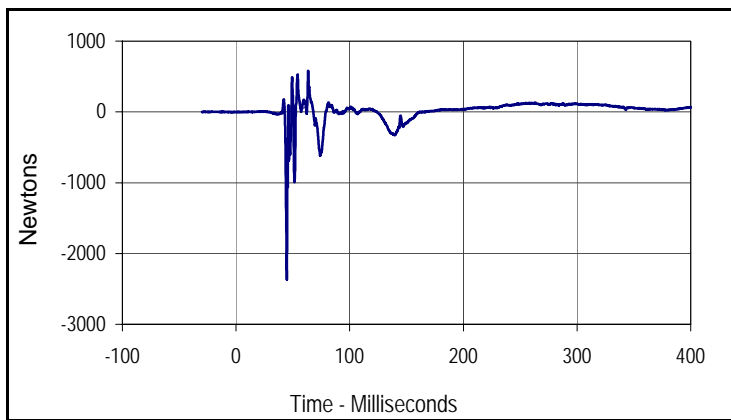
* Channel failed at 74.9 msec.

Test Vehicle: 2007 Ford 500 4-Door Sedan
 Test Program: 80 mph, 15°, 10% Offset MDB to Vehicle

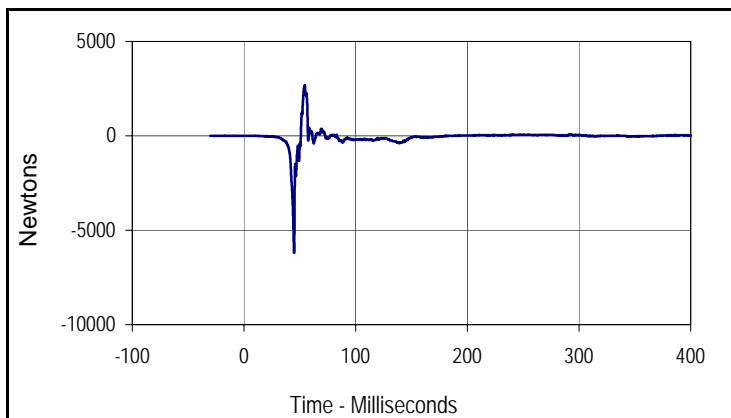
NHTSA No.: R70209
 Test Date: 12/23/09



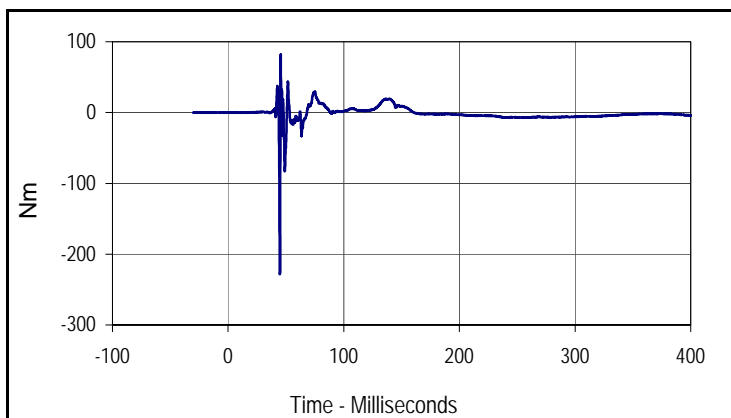
Curve Description			
Driver Left Upper Tibia Force X			
CURNO	Type	SAE Class	Units
091	FIL	600	Newtons
Max	Time	Min	Time
1506.0	44.6	-1223.2	56.3



Curve Description			
Driver Left Upper Tibia Force Y			
CURNO	Type	SAE Class	Units
092	FIL	600	Newtons
Max	Time	Min	Time
579.3	63.5	-2365.2	44.7



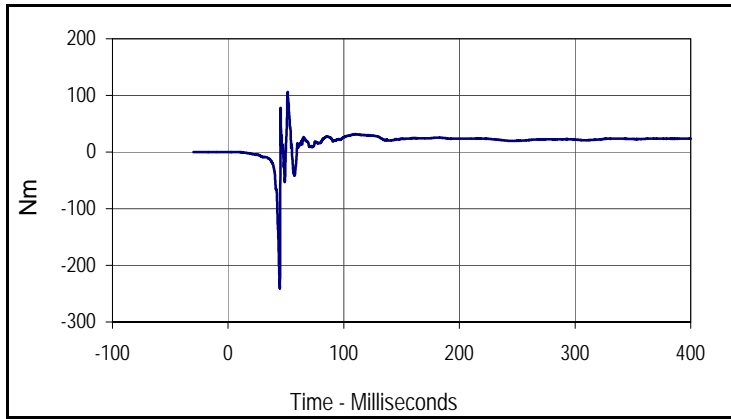
Curve Description			
Driver Left Upper Tibia Force Z			
CURNO	Type	SAE Class	Units
093	FIL	600	Newtons
Max	Time	Min	Time
2672.4	54.4	-6205.9	44.9



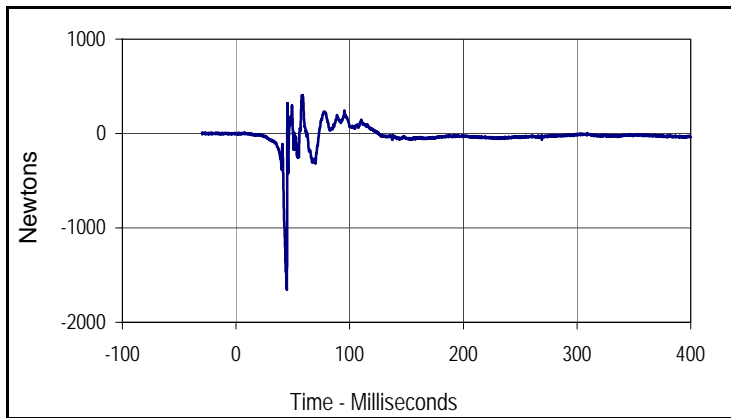
Curve Description			
Driver Left Upper Tibia Moment X			
CURNO	Type	SAE Class	Units
094	FIL	600	Nm
Max	Time	Min	Time
81.9	45.5	-228.3	44.8

Test Vehicle: 2007 Ford 500 4-Door Sedan
 Test Program: 80 mph, 15°, 10% Offset MDB to Vehicle

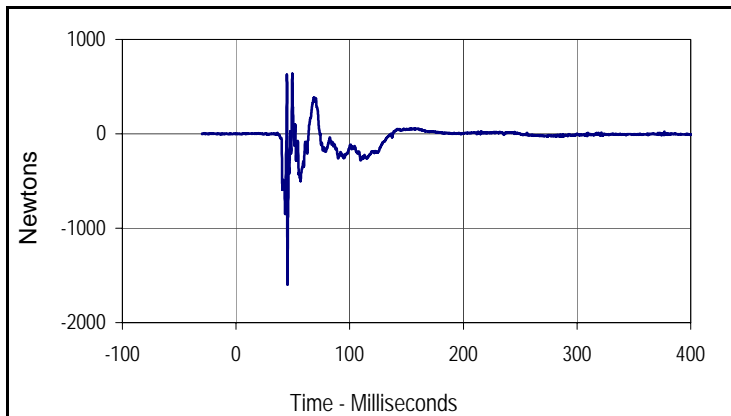
NHTSA No.: R70209
 Test Date: 12/23/09



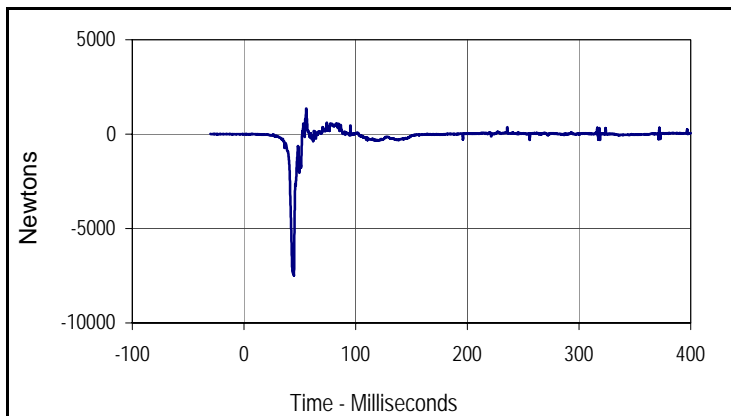
Curve Description			
Driver Left Upper Tibia Moment Y			
CURNO	Type	SAE Class	Units
095	FIL	600	Nm
Max	Time	Min	Time
106.2	51.5	-240.9	44.7



Curve Description			
Driver Left Lower Tibia Force X			
CURNO	Type	SAE Class	Units
096	FIL	600	Newtons
Max	Time	Min	Time
406.2	58.5	-1653.3	44.6



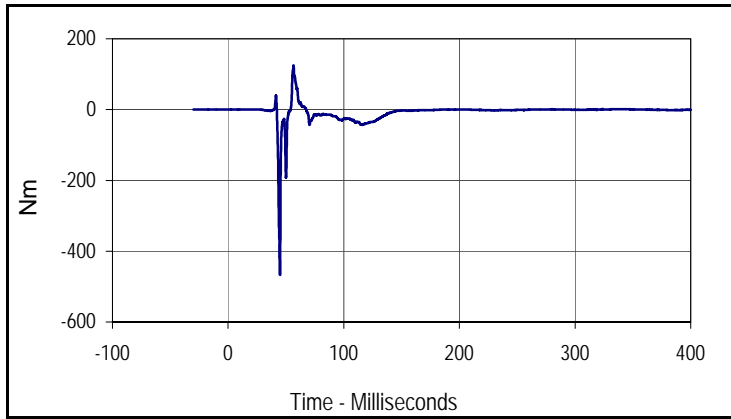
Curve Description			
Driver Left Lower Tibia Force Y			
CURNO	Type	SAE Class	Units
097	FIL	600	Newtons
Max	Time	Min	Time
636.9	49.5	-1598.1	45.3



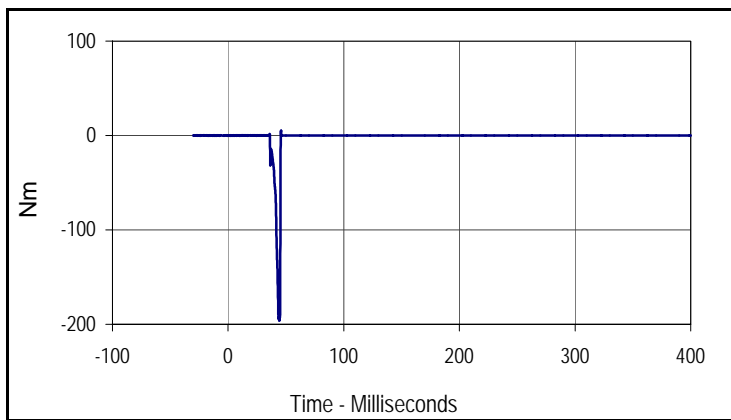
Curve Description			
Driver Left Lower Tibia Force Z			
CURNO	Type	SAE Class	Units
098	FIL	600	Newtons
Max	Time	Min	Time
1354.9	55.7	-7495.6	44.7

Test Vehicle: 2007 Ford 500 4-Door Sedan
 Test Program: 80 mph, 15°, 10% Offset MDB to Vehicle

NHTSA No.: R70209
 Test Date: 12/23/09

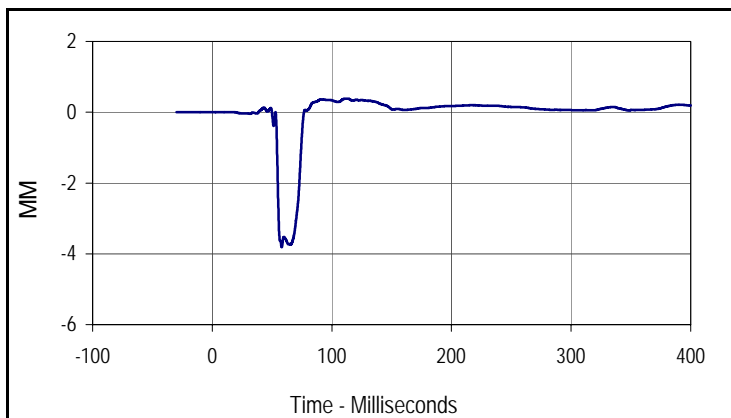


Curve Description			
Driver Left Lower Tibia Moment X			
CURNO	Type	SAE Class	Units
099	FIL	600	Nm
Max	Time	Min	Time
125.2	56.5	-467.5	44.9

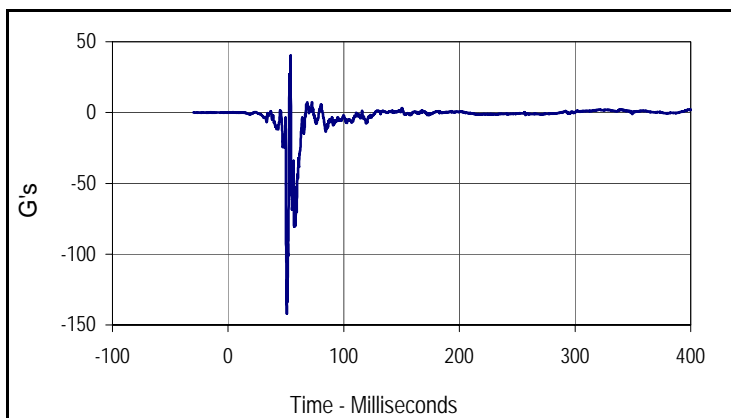


Curve Description			
Driver Left Lower Tibia Moment Y			
CURNO	Type	SAE Class	Units
100	FIL	600	Nm
Max	Time	Min	Time
5.0	45.7	-196.3	44.2

* Channel failed at 45.4 msec.



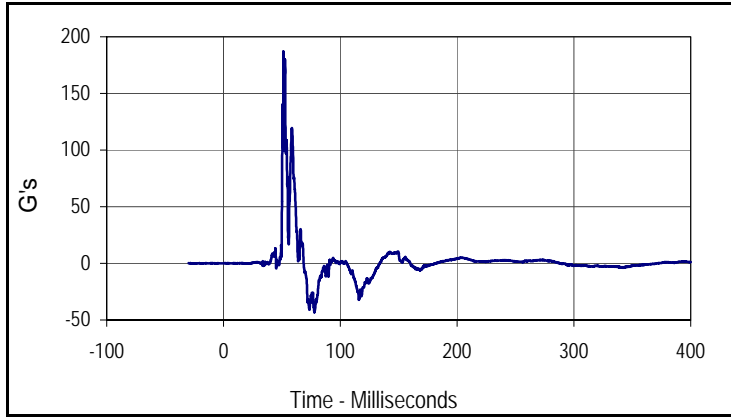
Curve Description			
Driver Right Knee Deflection			
CURNO	Type	SAE Class	Units
101	FIL	180	MM
Max	Time	Min	Time
0.4	112.0	-3.8	58.2



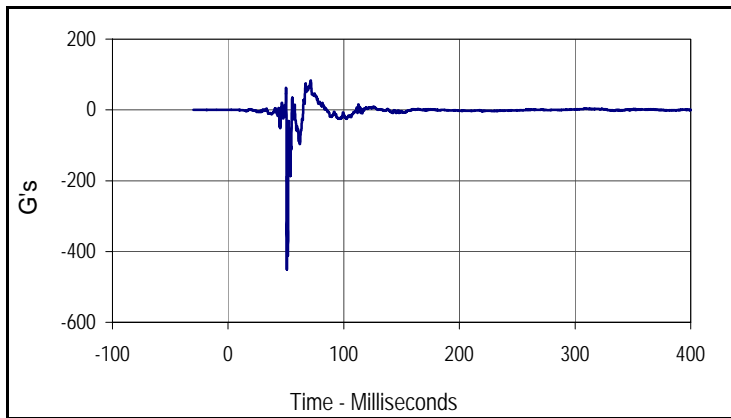
Curve Description			
Driver Right Tibia X			
CURNO	Type	SAE Class	Units
102	FIL	1000	G's
Max	Time	Min	Time
40.2	54.0	-141.9	50.8

Test Vehicle: 2007 Ford 500 4-Door Sedan
 Test Program: 80 mph, 15°, 10% Offset MDB to Vehicle

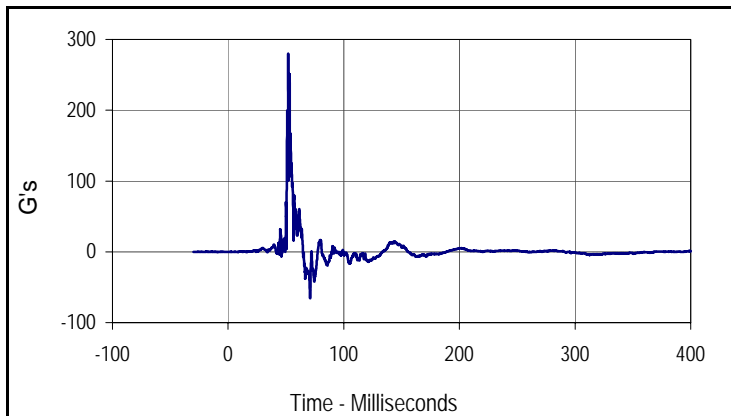
NHTSA No.: R70209
 Test Date: 12/23/09



Curve Description			
Driver Right Tibia Y			
CURNO	Type	SAE Class	Units
103	FIL	1000	G's
Max	Time	Min	Time
187.1	51.3	-43.1	77.9



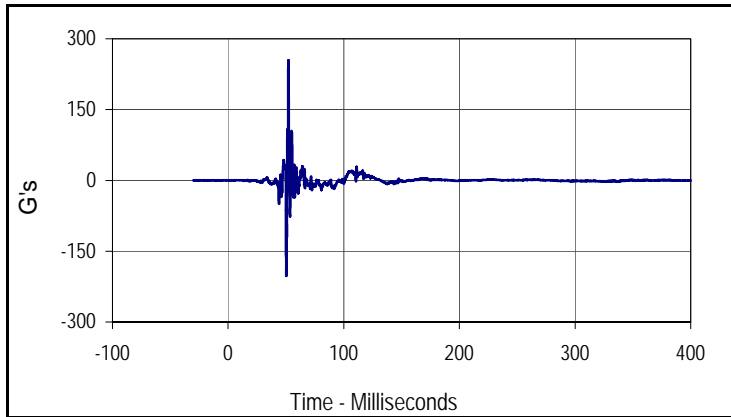
Curve Description			
Driver Right Foot X			
CURNO	Type	SAE Class	Units
104	FIL	1000	G's
Max	Time	Min	Time
83.3	71.5	-450.7	50.8



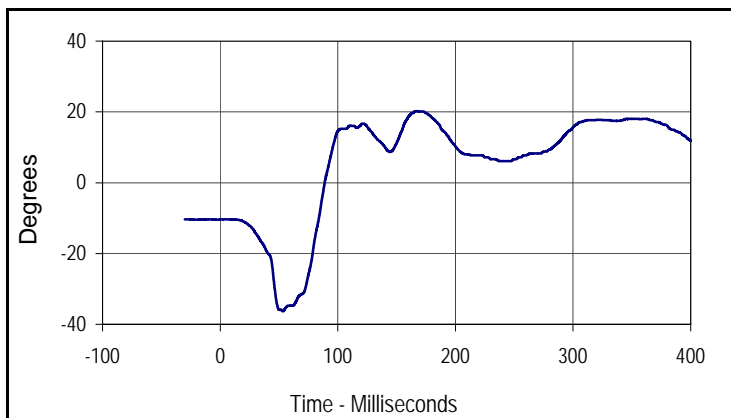
Curve Description			
Driver Right Foot Y			
CURNO	Type	SAE Class	Units
105	FIL	1000	G's
Max	Time	Min	Time
279.1	51.9	-65.5	70.9

Test Vehicle: 2007 Ford 500 4-Door Sedan
 Test Program: 80 mph, 15°, 10% Offset MDB to Vehicle

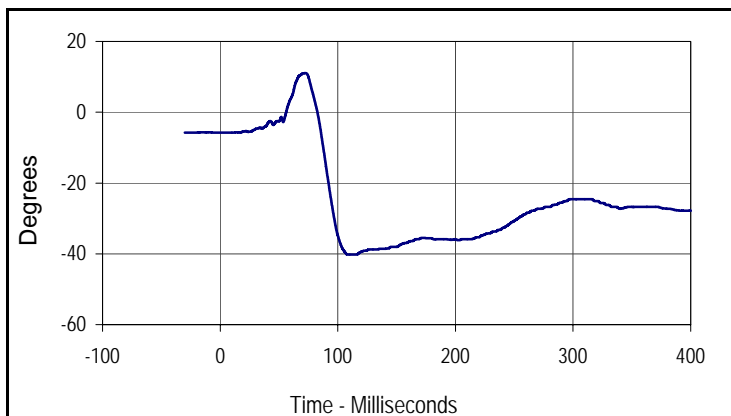
NHTSA No.: R70209
 Test Date: 12/23/09



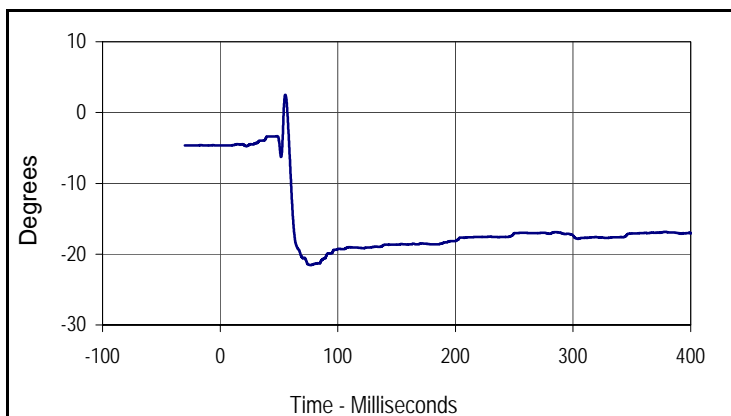
Curve Description			
Driver Right Foot Z			
CURNO	Type	SAE Class	Units
106	FIL	1000	G's
Max	Time	Min	Time
253.6	52.1	-202.4	50.3



Curve Description			
Driver Right Ankle Rotation X			
CURNO	Type	SAE Class	Units
107	FIL	180	Degrees
Max	Time	Min	Time
20.2	166.1	-36.3	53.4



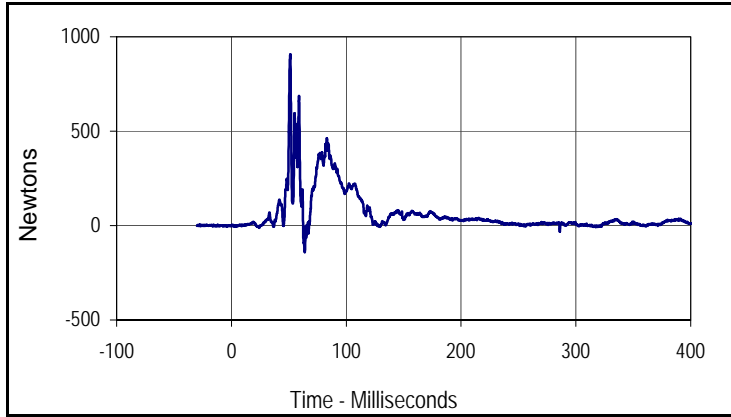
Curve Description			
Driver Right Ankle Rotation Y			
CURNO	Type	SAE Class	Units
108	FIL	180	Degrees
Max	Time	Min	Time
11.0	72.6	-40.2	113.5



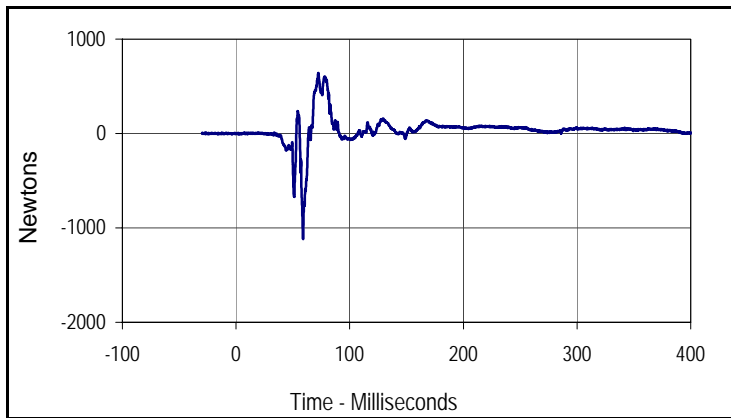
Curve Description			
Driver Right Ankle Rotation Z			
CURNO	Type	SAE Class	Units
109	FIL	180	Degrees
Max	Time	Min	Time
2.5	55.4	-21.6	77.0

Test Vehicle: 2007 Ford 500 4-Door Sedan
 Test Program: 80 mph, 15°, 10% Offset MDB to Vehicle

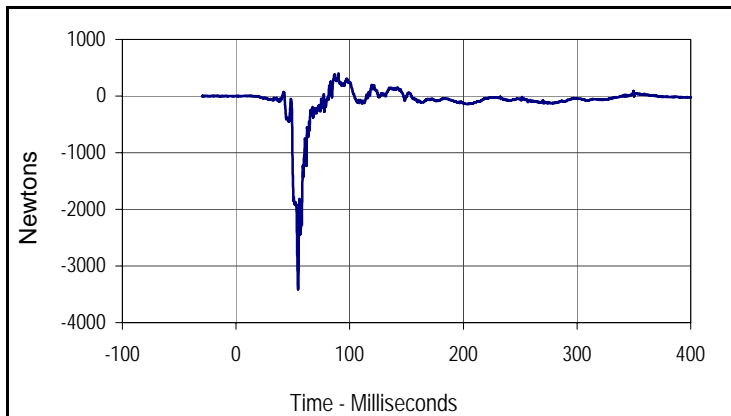
NHTSA No.: R70209
 Test Date: 12/23/09



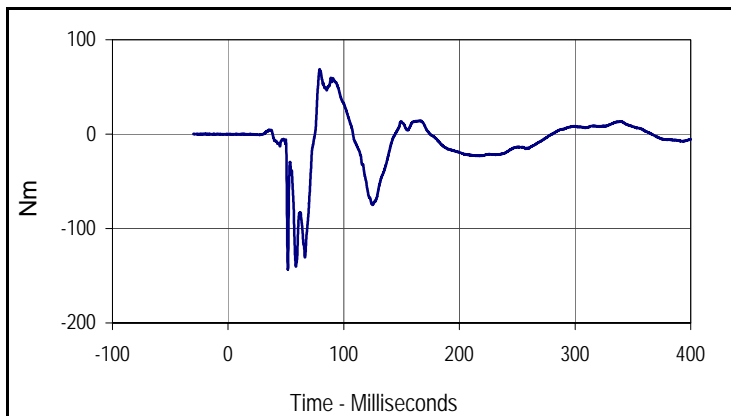
Curve Description			
Driver Right Upper Tibia Force X			
CURNO	Type	SAE Class	Units
110	FIL	600	Newtons
Max	Time	Min	Time
906.7	51.2	-141.5	63.9



Curve Description			
Driver Right Upper Tibia Force Y			
CURNO	Type	SAE Class	Units
111	FIL	600	Newtons
Max	Time	Min	Time
640.0	72.4	-1118.8	59.0



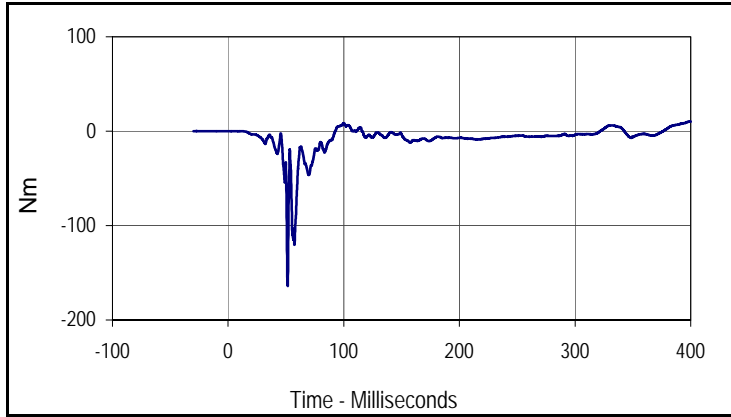
Curve Description			
Driver Right Upper Tibia Force Z			
CURNO	Type	SAE Class	Units
112	FIL	600	Newtons
Max	Time	Min	Time
400.6	90.1	-3413.9	54.6



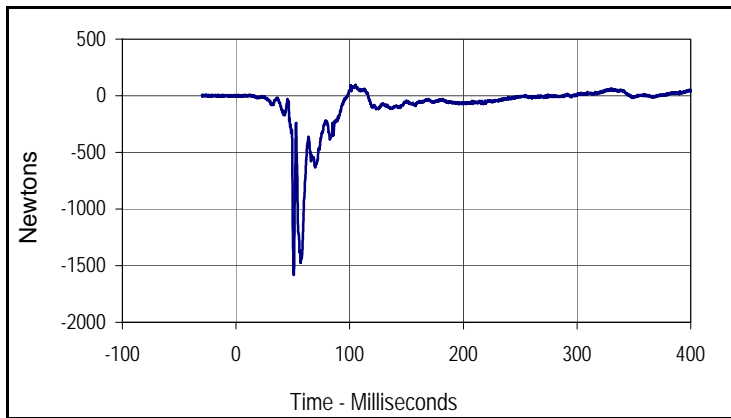
Curve Description			
Driver Right Upper Tibia Moment X			
CURNO	Type	SAE Class	Units
113	FIL	600	Nm
Max	Time	Min	Time
69.0	79.1	-143.4	51.7

Test Vehicle: 2007 Ford 500 4-Door Sedan
 Test Program: 80 mph, 15°, 10% Offset MDB to Vehicle

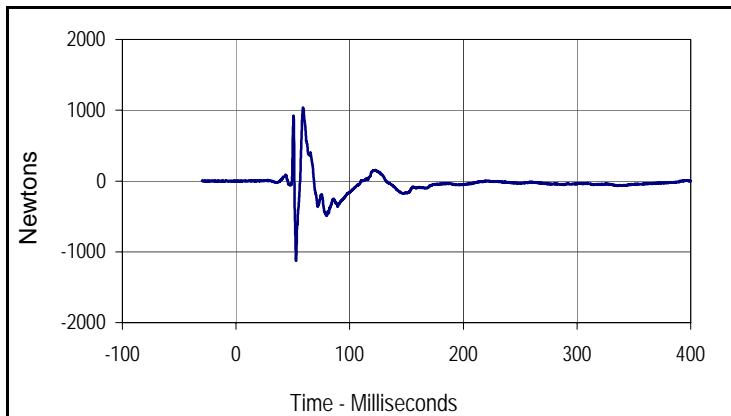
NHTSA No.: R70209
 Test Date: 12/23/09



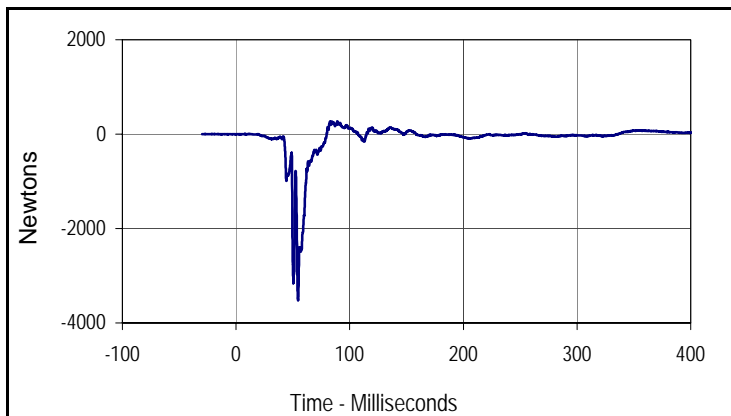
Curve Description			
Driver Right Upper Tibia Moment Y			
CURNO	Type	SAE Class	Units
114	FIL	600	Nm
Max	Time	Min	Time
10.3	399.6	-164.1	51.5



Curve Description			
Driver Right Lower Tibia Force X			
CURNO	Type	SAE Class	Units
115	FIL	600	Newtons
Max	Time	Min	Time
96.1	105.2	-1582.2	50.7



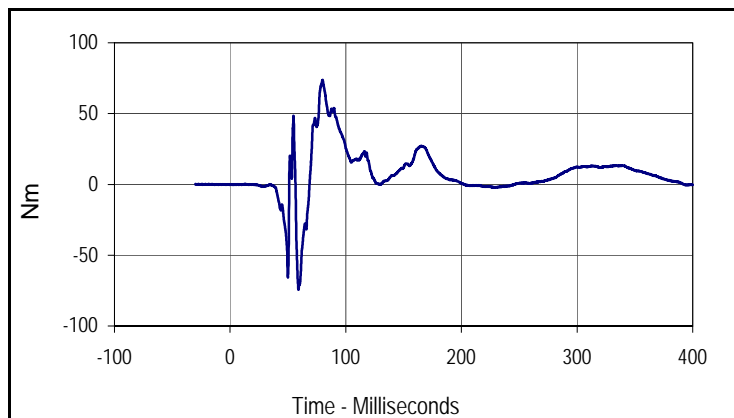
Curve Description			
Driver Right Lower Tibia Force Y			
CURNO	Type	SAE Class	Units
116	FIL	600	Newtons
Max	Time	Min	Time
1035.2	59.0	-1126.6	52.8



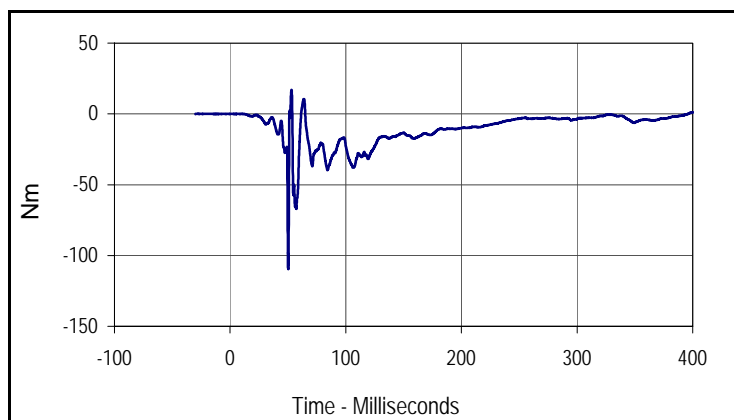
Curve Description			
Driver Right Lower Tibia Force Z			
CURNO	Type	SAE Class	Units
117	FIL	600	Newtons
Max	Time	Min	Time
268.6	89.2	-3517.6	54.6

Test Vehicle: 2007 Ford 500 4-Door Sedan
 Test Program: 80 mph, 15°, 10% Offset MDB to Vehicle

NHTSA No.: R70209
 Test Date: 12/23/09



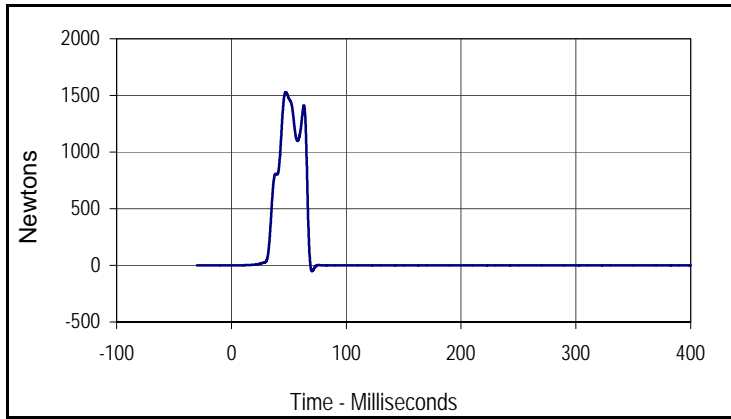
Curve Description			
Driver Right Lower Tibia Moment X			
CURNO	Type	SAE Class	Units
118	FIL	600	Nm
Max	Time	Min	Time
73.7	79.9	-74.1	59.1



Curve Description			
Driver Right Lower Tibia Moment Y			
CURNO	Type	SAE Class	Units
119	FIL	600	Nm
Max	Time	Min	Time
17.1	53.1	-109.6	50.3

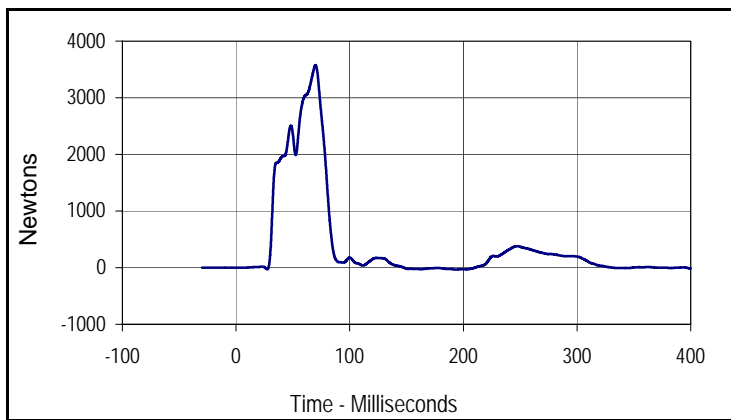
Test Vehicle: 2007 Ford 500 4-Door Sedan
 Test Program: 80 mph, 15°, 10% Offset MDB to Vehicle

NHTSA No.: R70209
 Test Date: 12/23/09



Curve Description			
Driver Lap Belt Force			
CURNO	Type	SAE Class	Units
120	FIL	60	Newtons
Max	Time	Min	Time
1529.5	47.3	-51.0	70.2

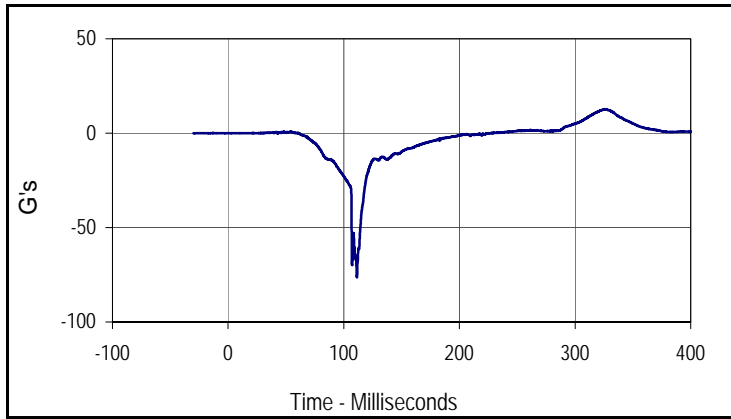
* Channel failed at 65.9 msec.



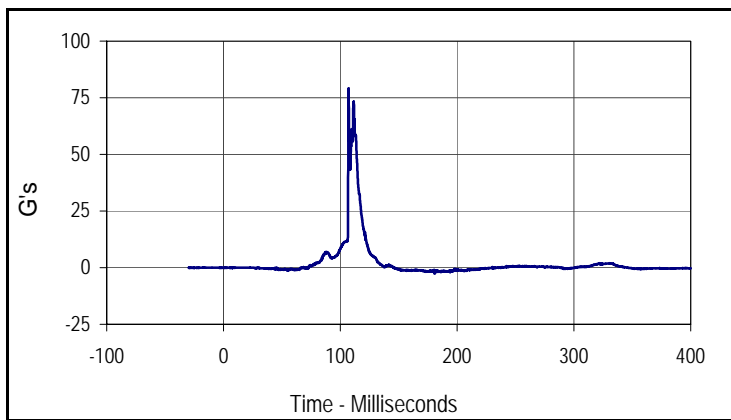
Curve Description			
Driver Shoulder Belt Force			
CURNO	Type	SAE Class	Units
121	FIL	60	Newtons
Max	Time	Min	Time
3573.8	69.9	-35.4	193.4

Test Vehicle: 2007 Ford 500 4-Door Sedan
 Test Program: 80 mph, 15°, 10% Offset MDB to Vehicle

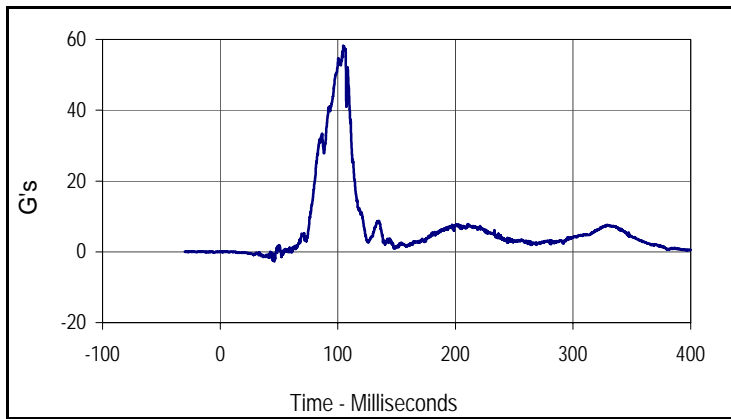
NHTSA No.: R70209
 Test Date: 12/23/09



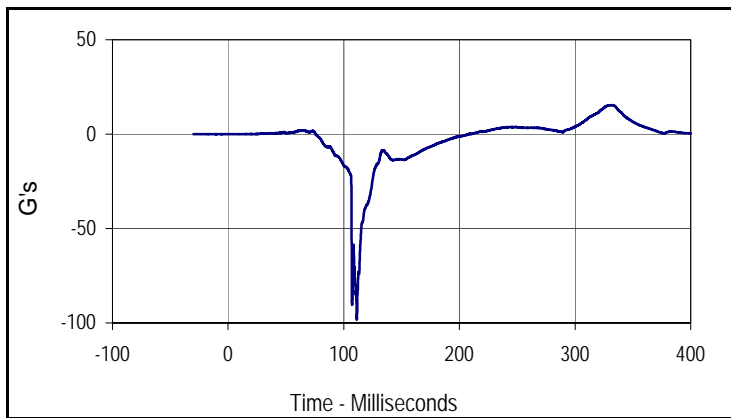
Curve Description			
LR Passenger Head CG X			
CURNO	Type	SAE Class	Units
122	FIL	1000	G's
Max	Time	Min	Time
12.7	325.9	-76.3	111.4



Curve Description			
LR Passenger Head CG Y			
CURNO	Type	SAE Class	Units
123	FIL	1000	G's
Max	Time	Min	Time
79.1	107.1	-2.8	180.7



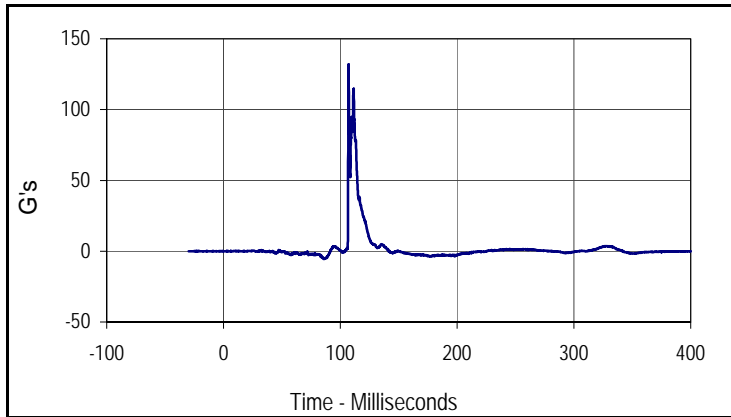
Curve Description			
LR Passenger Head CG Z			
CURNO	Type	SAE Class	Units
124	FIL	1000	G's
Max	Time	Min	Time
58.2	104.7	-2.7	46.0



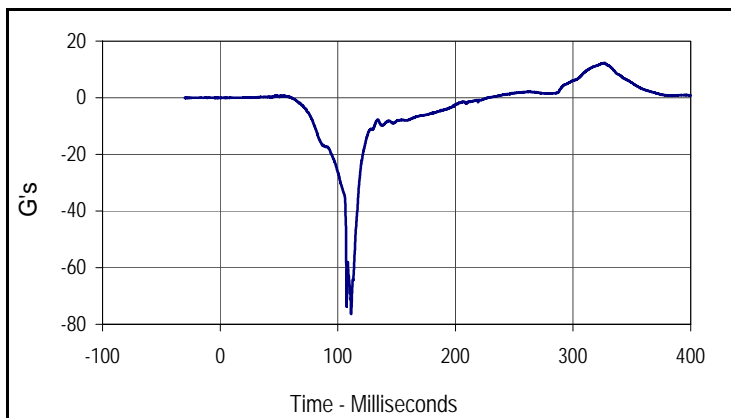
Curve Description			
LR Passenger Top Head Array X			
CURNO	Type	SAE Class	Units
125	FIL	1000	G's
Max	Time	Min	Time
15.4	331.4	-98.4	111.2

Test Vehicle: 2007 Ford 500 4-Door Sedan
 Test Program: 80 mph, 15°, 10% Offset MDB to Vehicle

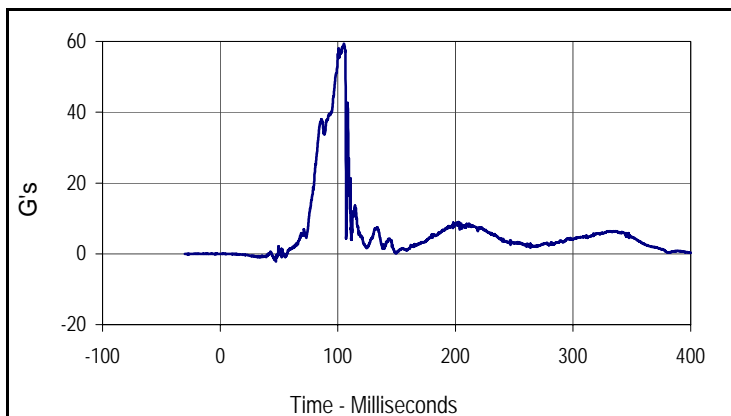
NHTSA No.: R70209
 Test Date: 12/23/09



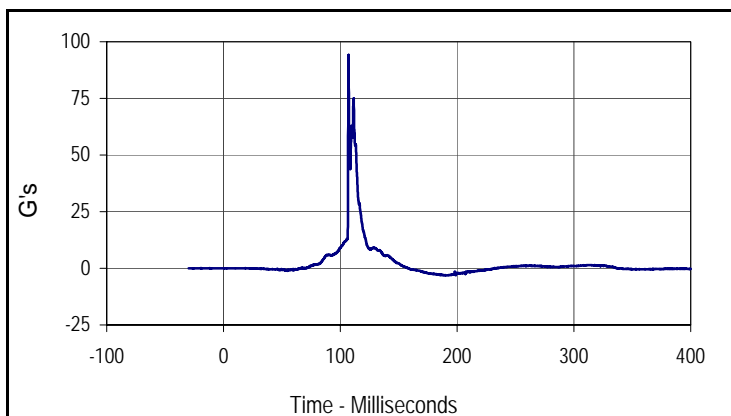
Curve Description			
LR Passenger Top Head Array Y			
CURNO	Type	SAE Class	Units
126	FIL	1000	G's
Max	Time	Min	Time
131.8	107.1	-5.6	85.6



Curve Description			
LR Passenger Left Side Head Array X			
CURNO	Type	SAE Class	Units
127	FIL	1000	G's
Max	Time	Min	Time
12.3	326.8	-76.3	111.3



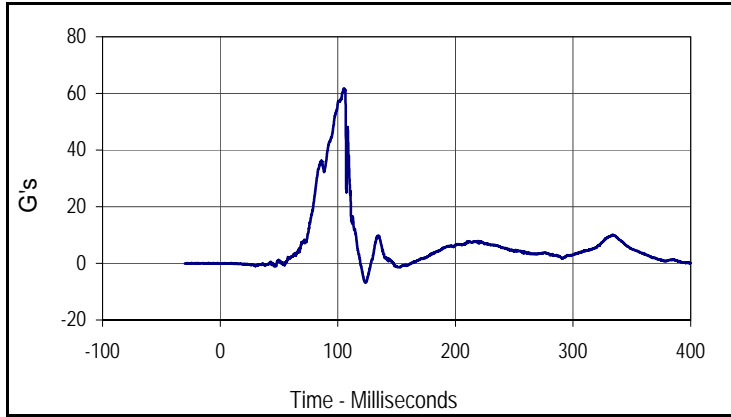
Curve Description			
LR Passenger Left Side Head Array Z			
CURNO	Type	SAE Class	Units
128	FIL	1000	G's
Max	Time	Min	Time
59.3	105.2	-2.2	47.4



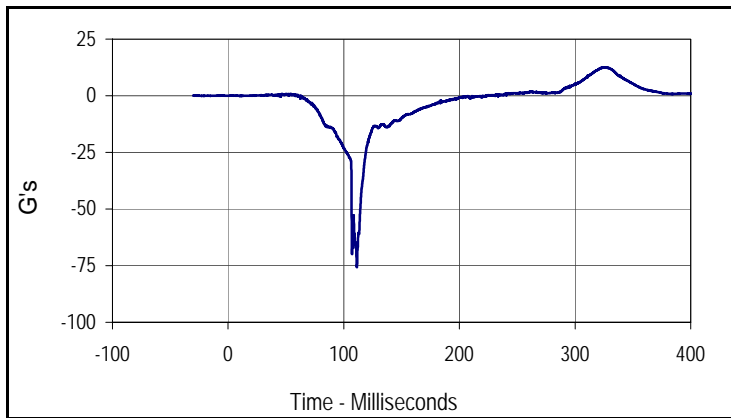
Curve Description			
LR Passenger Front Head Array Y			
CURNO	Type	SAE Class	Units
129	FIL	1000	G's
Max	Time	Min	Time
94.3	107.1	-3.1	190.3

Test Vehicle: 2007 Ford 500 4-Door Sedan
 Test Program: 80 mph, 15°, 10% Offset MDB to Vehicle

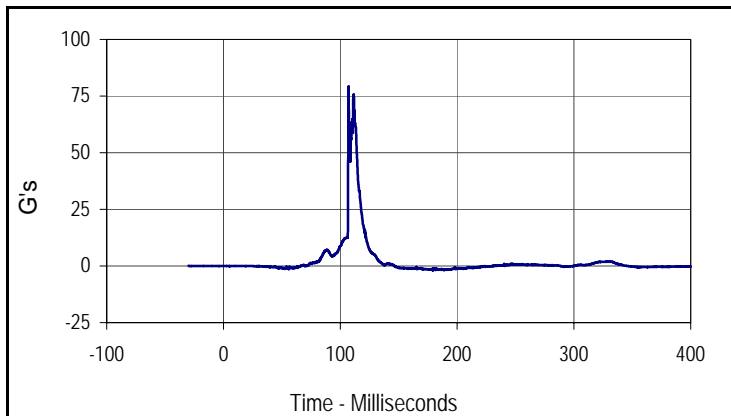
NHTSA No.: R70209
 Test Date: 12/23/09



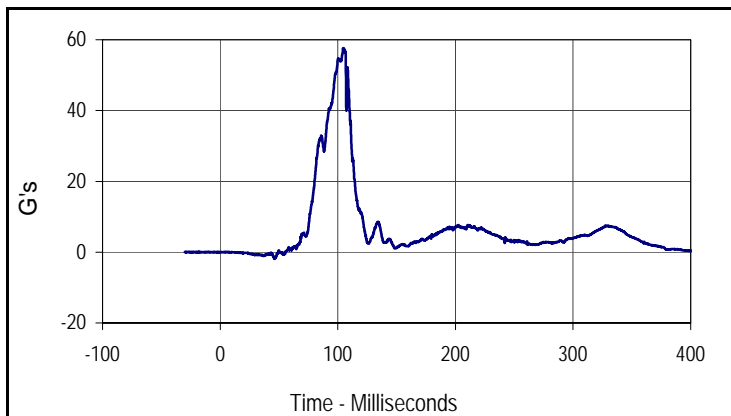
Curve Description			
LR Passenger Front Head Array Z			
CURNO	Type	SAE Class	Units
130	FIL	1000	G's
Max	Time	Min	Time
61.8	105.3	-6.7	123.2



Curve Description			
LR Passenger Head CG X Redundant			
CURNO	Type	SAE Class	Units
131	FIL	1000	G's
Max	Time	Min	Time
12.6	325.0	-75.7	111.3



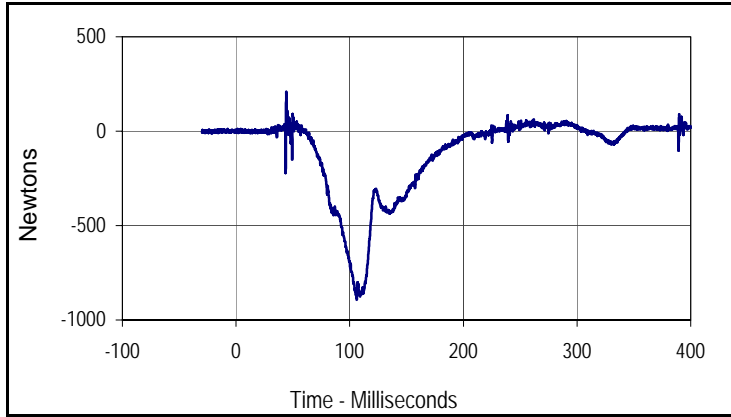
Curve Description			
LR Passenger Head CG Y Redundant			
CURNO	Type	SAE Class	Units
132	FIL	1000	G's
Max	Time	Min	Time
79.2	107.1	-2.0	179.2



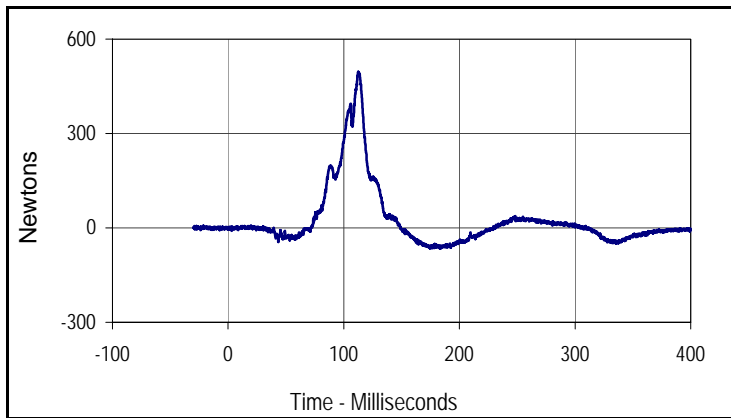
Curve Description			
LR Passenger Head CG Z Redundant			
CURNO	Type	SAE Class	Units
133	FIL	1000	G's
Max	Time	Min	Time
57.6	104.6	-1.9	45.9

Test Vehicle: 2007 Ford 500 4-Door Sedan
 Test Program: 80 mph, 15°, 10% Offset MDB to Vehicle

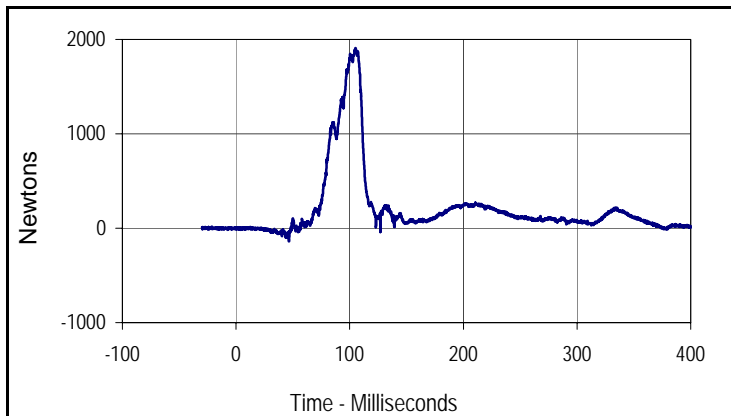
NHTSA No.: R70209
 Test Date: 12/23/09



Curve Description			
LR Passenger Upper Neck Force X			
CURNO	Type	SAE Class	Units
134	FIL	1000	Newtons
Max	Time	Min	Time
208.7	44.2	-893.1	106.2



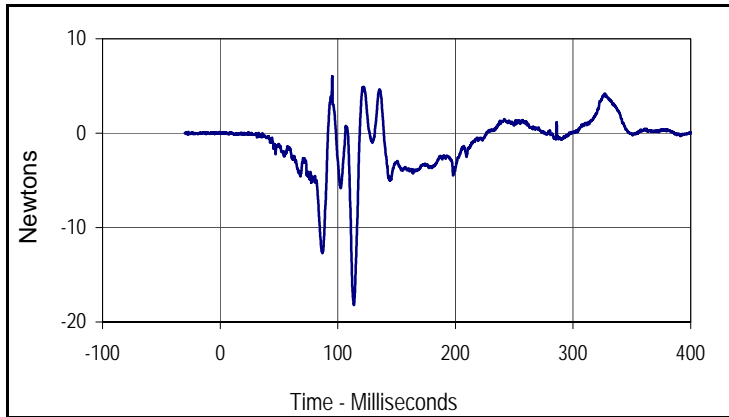
Curve Description			
LR Passenger Upper Neck Force Y			
CURNO	Type	SAE Class	Units
135	FIL	1000	Newtons
Max	Time	Min	Time
496.2	112.5	-65.9	183.3



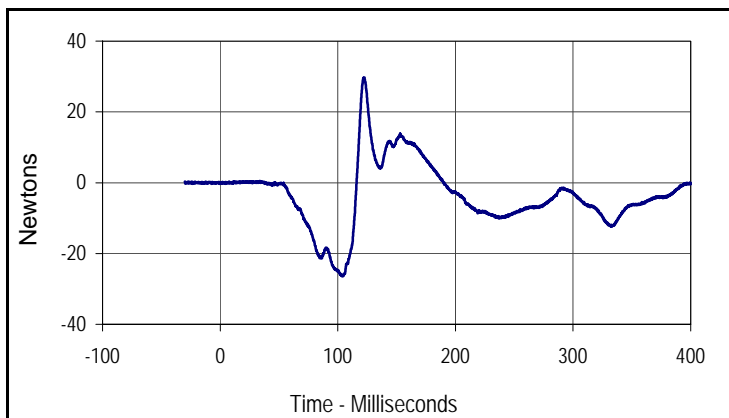
Curve Description			
LR Passenger Upper Neck Force Z			
CURNO	Type	SAE Class	Units
136	FIL	1000	Newtons
Max	Time	Min	Time
1908.9	105.1	-137.9	46.5

Test Vehicle: 2007 Ford 500 4-Door Sedan
 Test Program: 80 mph, 15°, 10% Offset MDB to Vehicle

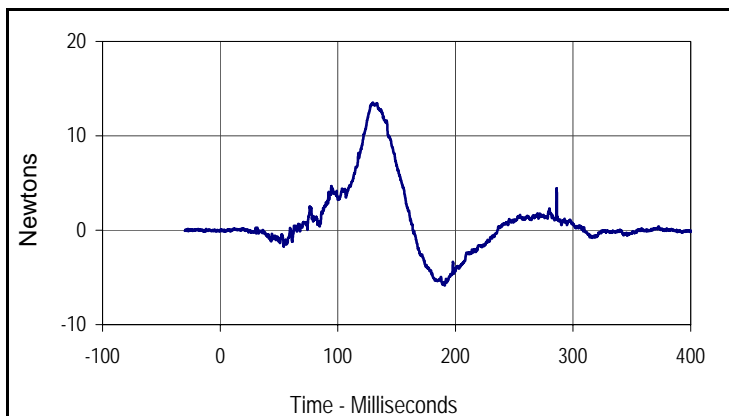
NHTSA No.: R70209
 Test Date: 12/23/09



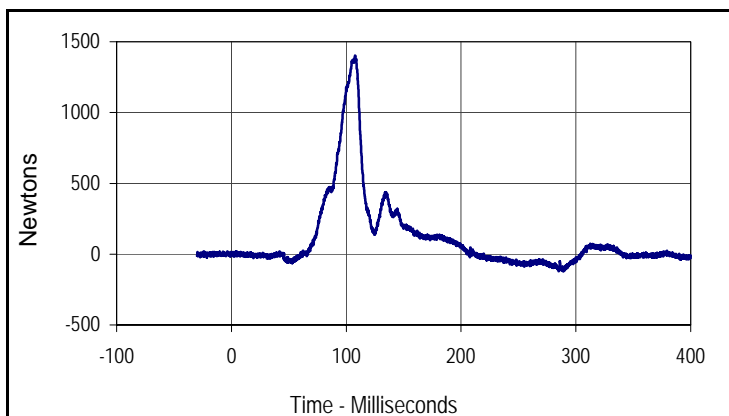
Curve Description			
LR Passenger Upper Neck Moment X			
CURNO	Type	SAE Class	Units
137	FIL	600	Newtons
Max	Time	Min	Time
6.0	95.2	-18.2	113.7



Curve Description			
LR Passenger Upper Neck Moment Y			
CURNO	Type	SAE Class	Units
138	FIL	600	Newtons
Max	Time	Min	Time
29.7	122.6	-26.4	103.9



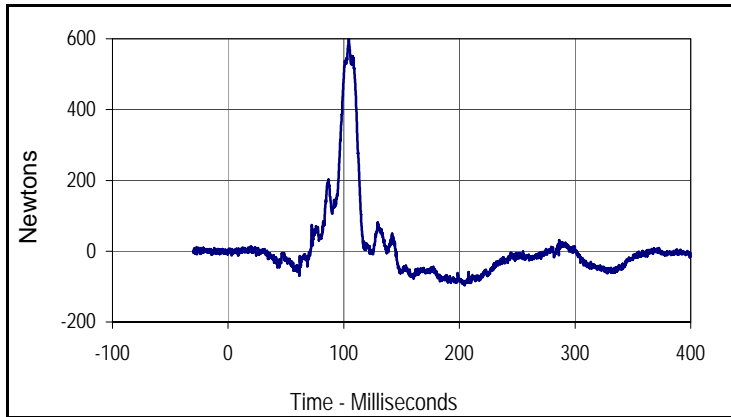
Curve Description			
LR Passenger Upper Neck Moment Z			
CURNO	Type	SAE Class	Units
139	FIL	600	Newtons
Max	Time	Min	Time
13.5	129.4	-5.9	190.9



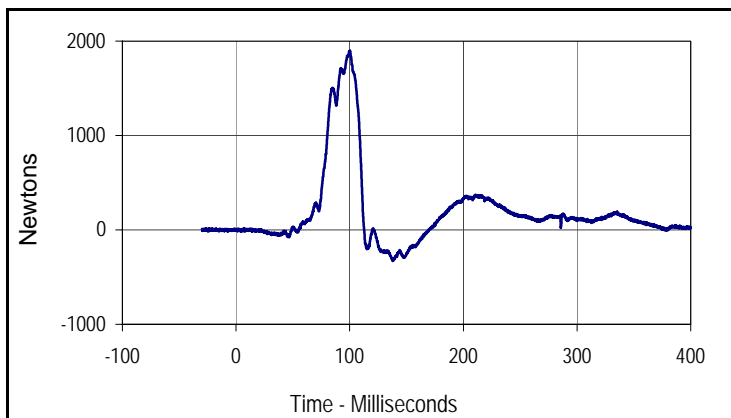
Curve Description			
LR Passenger Lower Neck Force X			
CURNO	Type	SAE Class	Units
140	FIL	1000	Newtons
Max	Time	Min	Time
1402.2	107.6	-122.7	289.0

Test Vehicle: 2007 Ford 500 4-Door Sedan
 Test Program: 80 mph, 15°, 10% Offset MDB to Vehicle

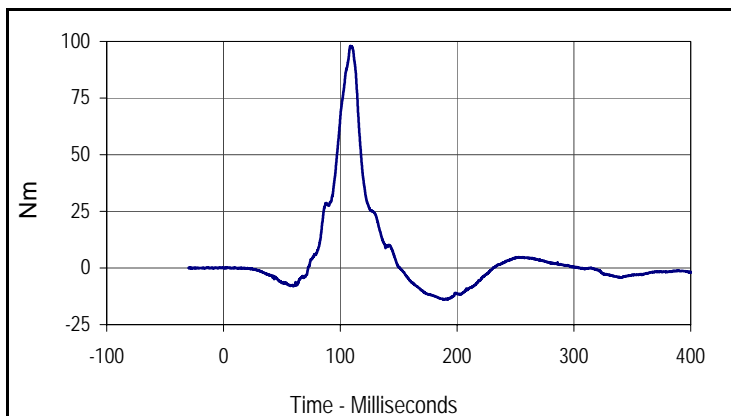
NHTSA No.: R70209
 Test Date: 12/23/09



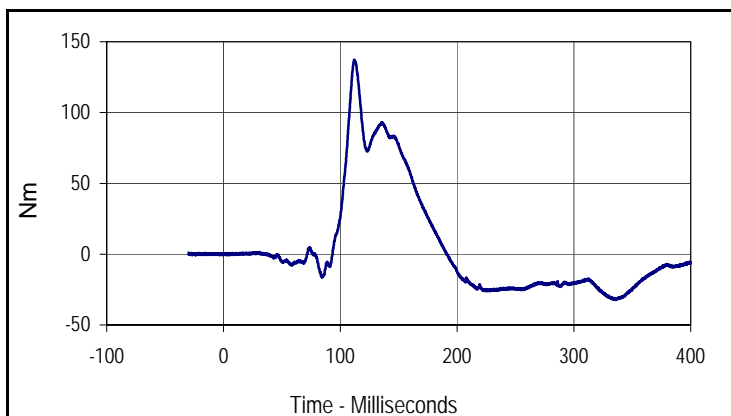
Curve Description			
LR Passenger Lower Neck Force Y			
CURNO	Type	SAE Class	Units
141	FIL	1000	Newtons
Max	Time	Min	Time
599.8	104.4	-95.8	204.5



Curve Description			
LR Passenger Lower Neck Force Z			
CURNO	Type	SAE Class	Units
142	FIL	1000	Newtons
Max	Time	Min	Time
1896.6	100.3	-327.4	137.8



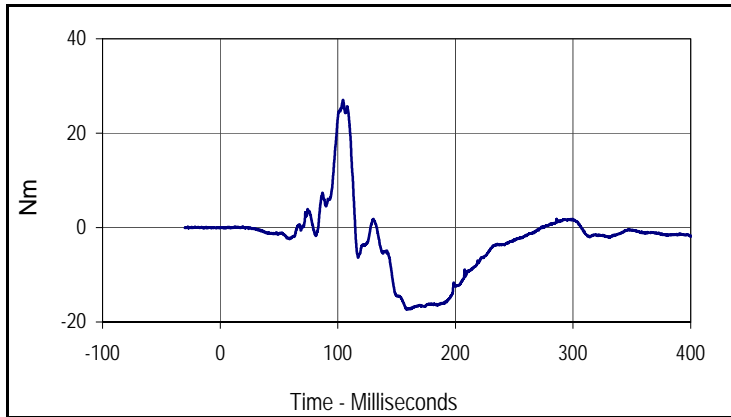
Curve Description			
LR Passenger Lower Neck Moment X			
CURNO	Type	SAE Class	Units
143	FIL	600	Nm
Max	Time	Min	Time
98.0	108.7	-14.0	191.7



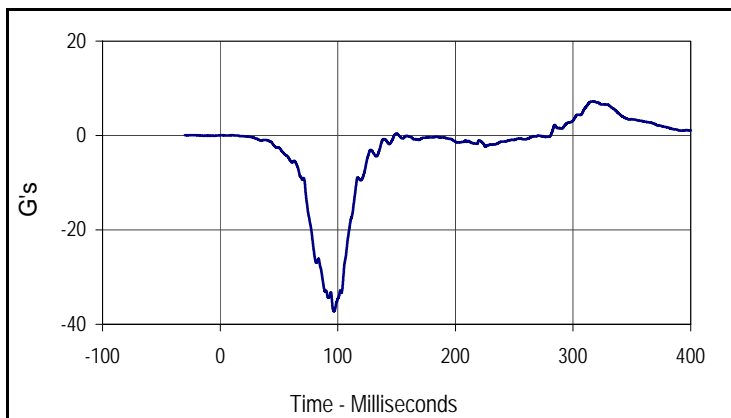
Curve Description			
LR Passenger Lower Neck Moment Y			
CURNO	Type	SAE Class	Units
144	FIL	600	Nm
Max	Time	Min	Time
137.3	112.0	-32.4	335.8

Test Vehicle: 2007 Ford 500 4-Door Sedan
 Test Program: 80 mph, 15°, 10% Offset MDB to Vehicle

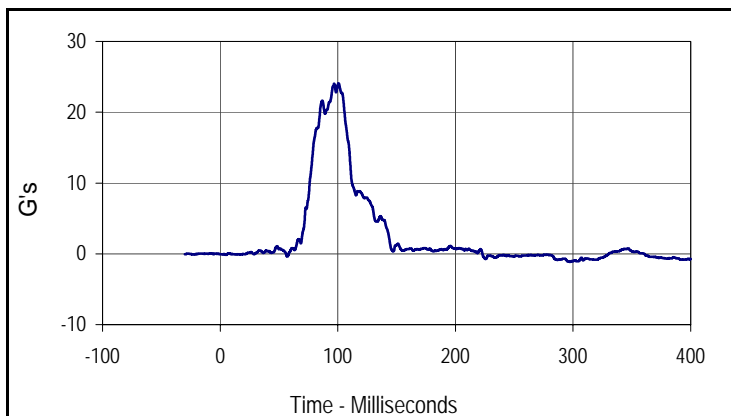
NHTSA No.: R70209
 Test Date: 12/23/09



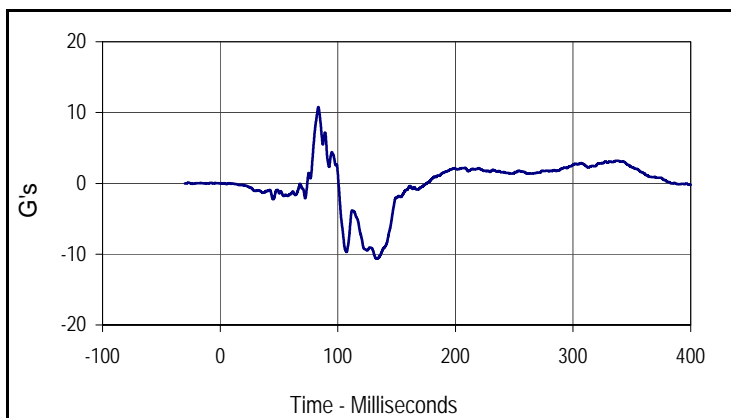
Curve Description			
LR Passenger Lower Neck Moment Z			
CURNO	Type	SAE Class	Units
145	FIL	600	Nm
Max	Time	Min	Time
27.0	104.4	-17.3	158.9



Curve Description			
LR Passenger Chest X Primary			
CURNO	Type	SAE Class	Units
146	FIL	180	G's
Max	Time	Min	Time
7.2	317.7	-37.3	96.6



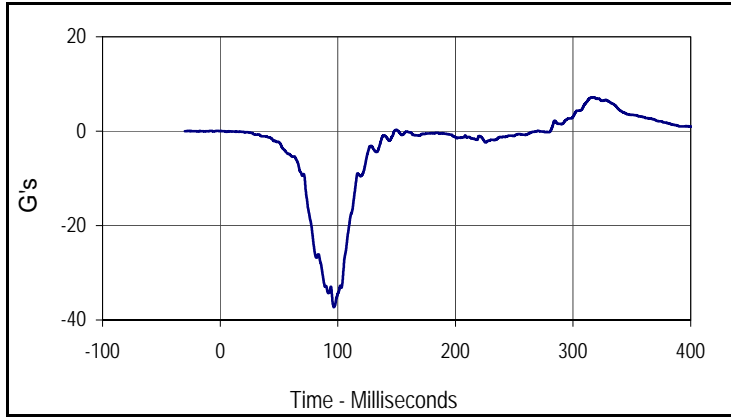
Curve Description			
LR Passenger Chest Y Primary			
CURNO	Type	SAE Class	Units
147	FIL	180	G's
Max	Time	Min	Time
24.1	100.7	-1.1	297.4



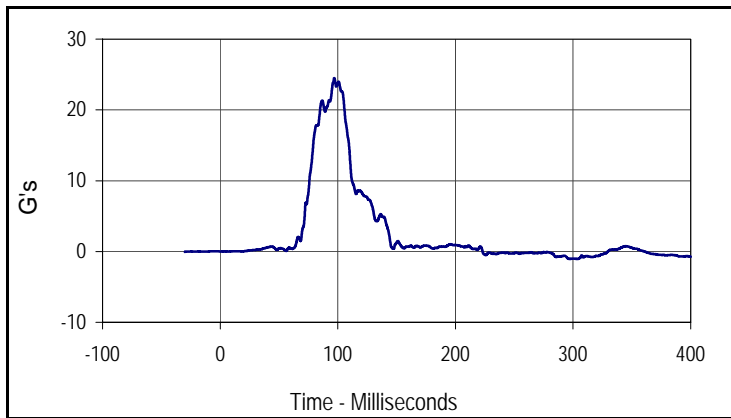
Curve Description			
LR Passenger Chest Z Primary			
CURNO	Type	SAE Class	Units
148	FIL	180	G's
Max	Time	Min	Time
10.8	83.5	-10.7	133.0

Test Vehicle: 2007 Ford 500 4-Door Sedan
 Test Program: 80 mph, 15°, 10% Offset MDB to Vehicle

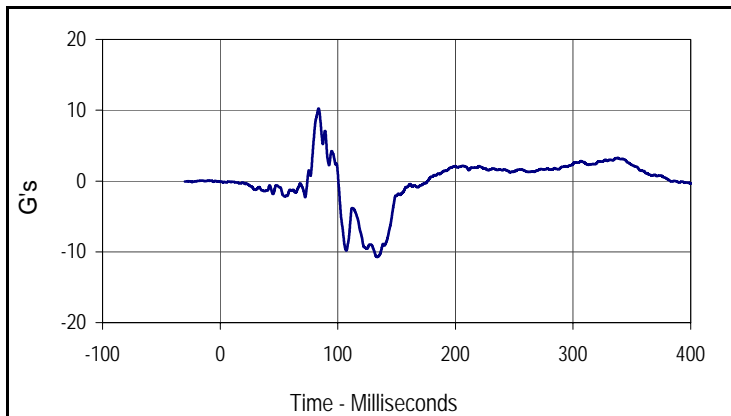
NHTSA No.: R70209
 Test Date: 12/23/09



Curve Description			
LR Passenger Chest X Redundant			
CURNO	Type	SAE Class	Units
149	FIL	180	G's
Max	Time	Min	Time
7.2	317.5	-37.3	96.7



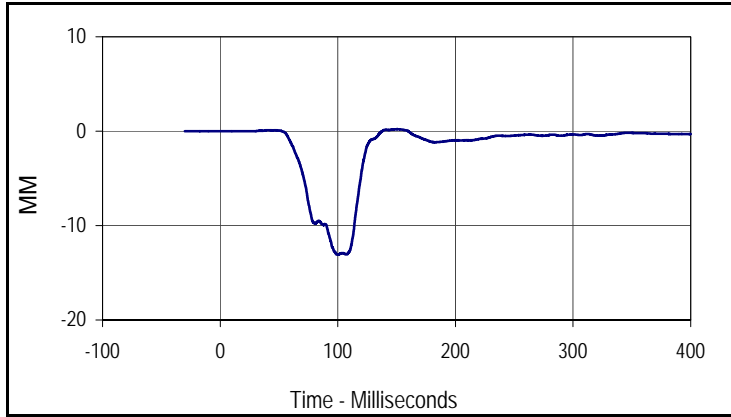
Curve Description			
LR Passenger Chest Y Redundant			
CURNO	Type	SAE Class	Units
150	FIL	180	G's
Max	Time	Min	Time
24.5	97.0	-1.1	297.0



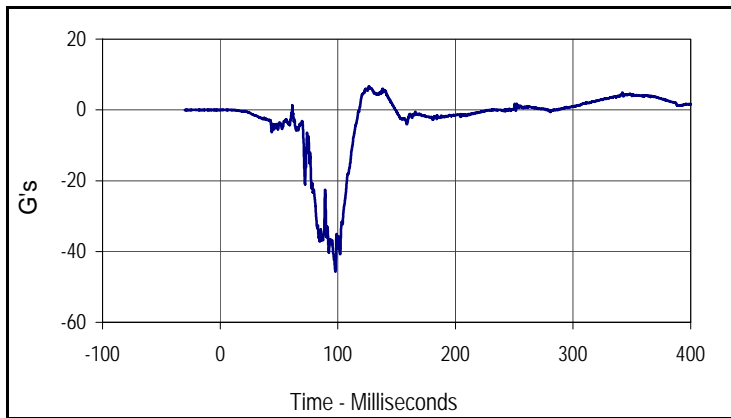
Curve Description			
LR Passenger Chest Z Redundant			
CURNO	Type	SAE Class	Units
151	FIL	180	G's
Max	Time	Min	Time
10.3	83.7	-10.7	133.4

Test Vehicle: 2007 Ford 500 4-Door Sedan
 Test Program: 80 mph, 15°, 10% Offset MDB to Vehicle

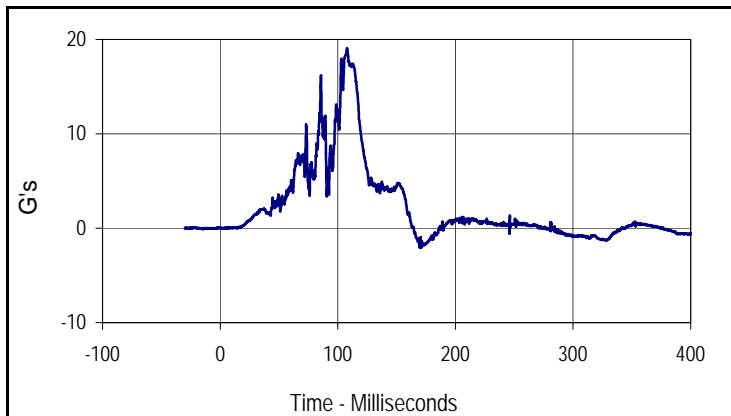
NHTSA No.: R70209
 Test Date: 12/23/09



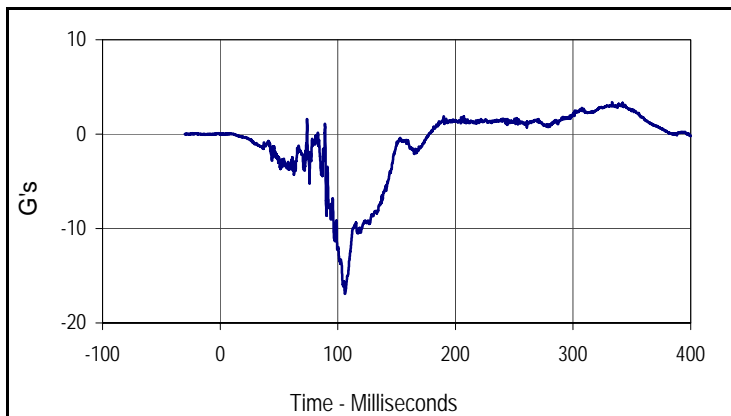
Curve Description			
LR Passenger Chest Deflection			
CURNO	Type	SAE Class	Units
152	FIL	600	MM
Max	Time	Min	Time
0.2	150.5	-13.1	100.5



Curve Description			
LR Passenger Pelvis X Primary			
CURNO	Type	SAE Class	Units
153	FIL	1000	G's
Max	Time	Min	Time
6.8	126.4	-45.7	98.0



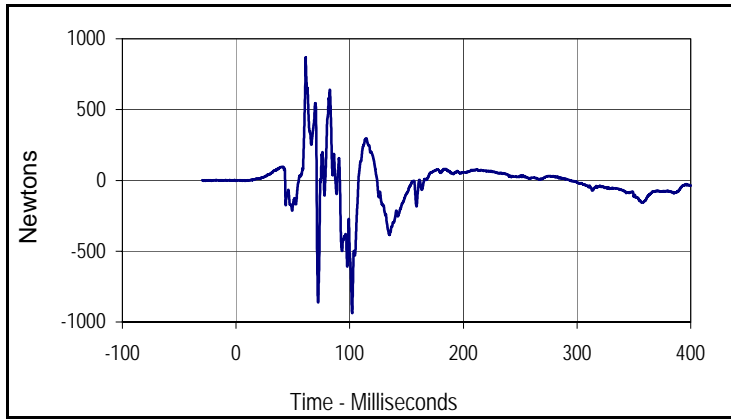
Curve Description			
LR Passenger Pelvis Y Primary			
CURNO	Type	SAE Class	Units
154	FIL	1000	G's
Max	Time	Min	Time
19.1	107.8	-2.1	170.0



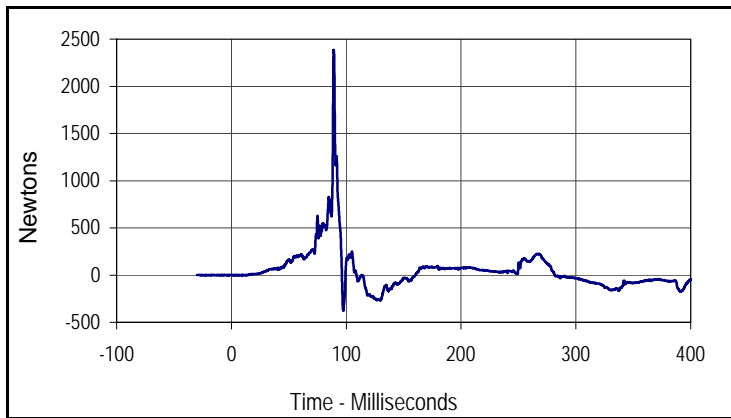
Curve Description			
LR Passenger Pelvis Z Primary			
CURNO	Type	SAE Class	Units
155	FIL	1000	G's
Max	Time	Min	Time
3.4	333.2	-16.9	106.1

Test Vehicle: 2007 Ford 500 4-Door Sedan
 Test Program: 80 mph, 15°, 10% Offset MDB to Vehicle

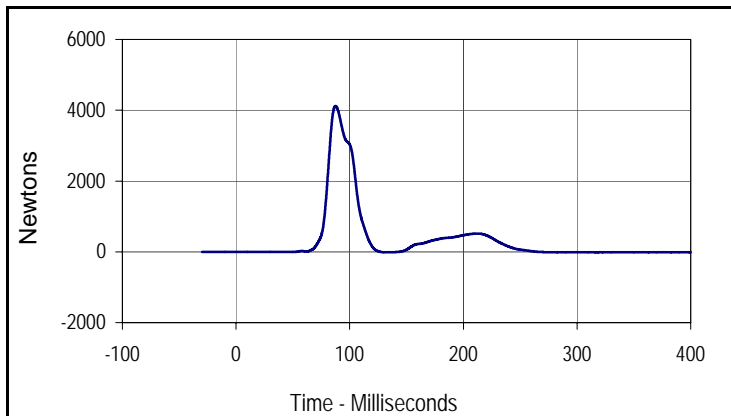
NHTSA No.: R70209
 Test Date: 12/23/09



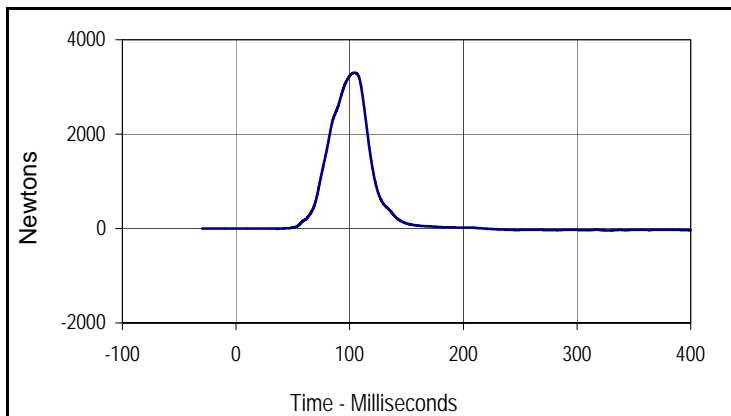
Curve Description			
LR Passenger Left Femur Force Z			
CURNO	Type	SAE Class	Units
156	FIL	600	Newtons
Max	Time	Min	Time
868.6	61.3	-936.3	102.1



Curve Description			
LR Passenger Right Femur Force Z			
CURNO	Type	SAE Class	Units
157	FIL	600	Newtons
Max	Time	Min	Time
2384.8	89.1	-378.0	97.4



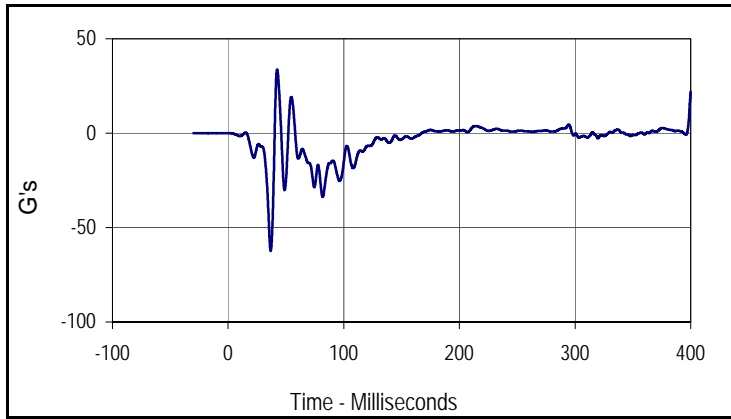
Curve Description			
LR Passenger Lap Belt Force			
CURNO	Type	SAE Class	Units
158	FIL	60	Newtons
Max	Time	Min	Time
4118.4	87.5	-17.4	317.4



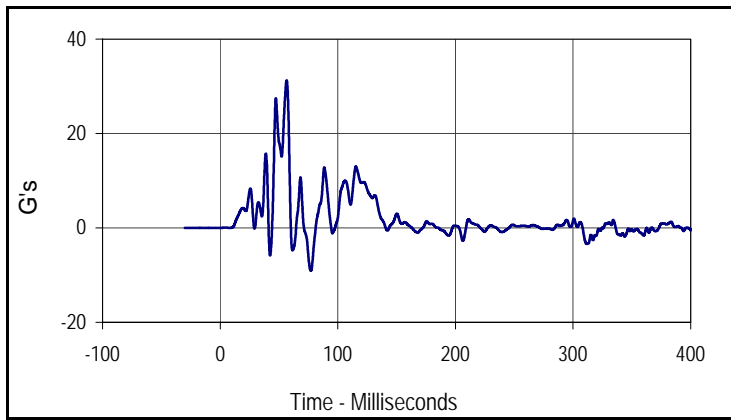
Curve Description			
LR Passenger Shoulder Belt Force			
CURNO	Type	SAE Class	Units
159	FIL	60	Newtons
Max	Time	Min	Time
3300.7	104.3	-44.1	328.0

Test Vehicle: 2007 Ford 500 4-Door Sedan
 Test Program: 80 mph, 15°, 10% Offset MDB to Vehicle

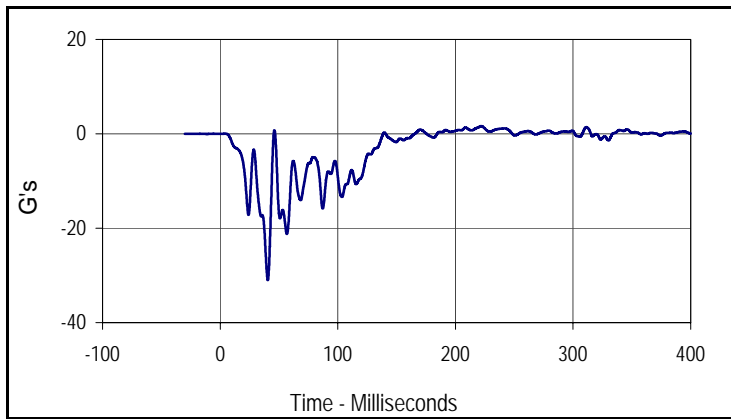
NHTSA No.: R70209
 Test Date: 12/23/09



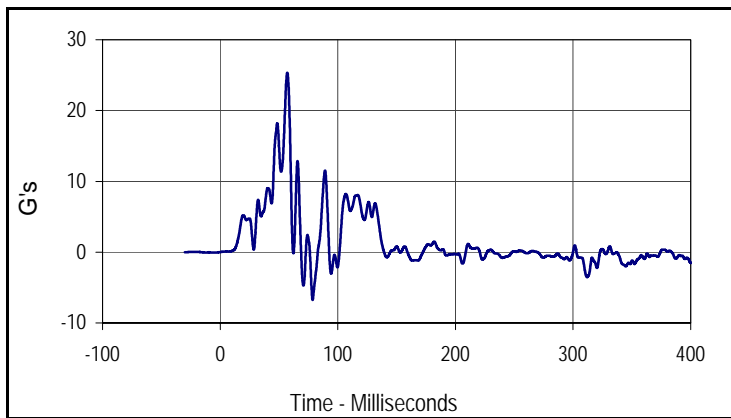
Curve Description			
Vehicle Left Rear Sill X			
CURNO	Type	SAE Class	Units
160	FIL	60	G's
Max	Time	Min	Time
33.8	42.4	-62.4	36.8



Curve Description			
Vehicle Left Rear Sill Y			
CURNO	Type	SAE Class	Units
161	FIL	60	G's
Max	Time	Min	Time
31.3	56.6	-9.1	77.1



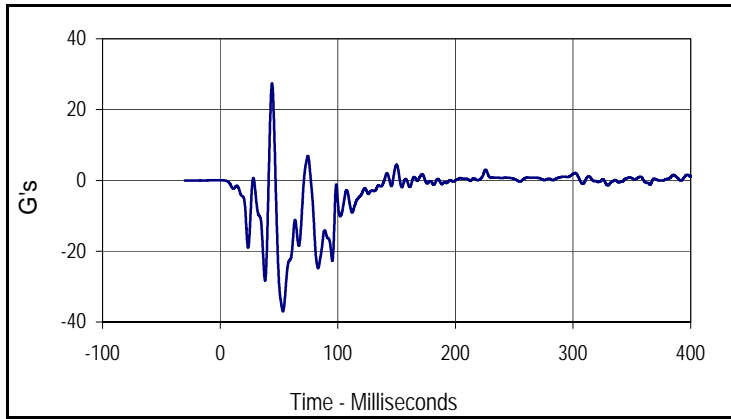
Curve Description			
Vehicle Right Rear Sill X			
CURNO	Type	SAE Class	Units
162	FIL	60	G's
Max	Time	Min	Time
1.7	221.9	-31.0	40.5



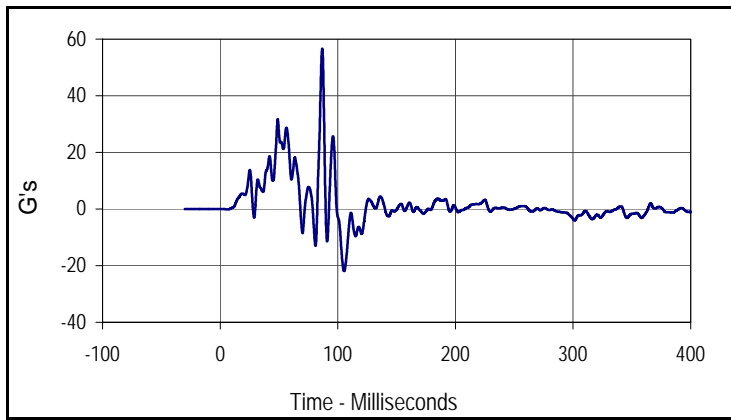
Curve Description			
Vehicle Right Rear Sill Y			
CURNO	Type	SAE Class	Units
163	FIL	60	G's
Max	Time	Min	Time
25.3	57.1	-6.7	78.6

Test Vehicle: 2007 Ford 500 4-Door Sedan
 Test Program: 80 mph, 15°, 10% Offset MDB to Vehicle

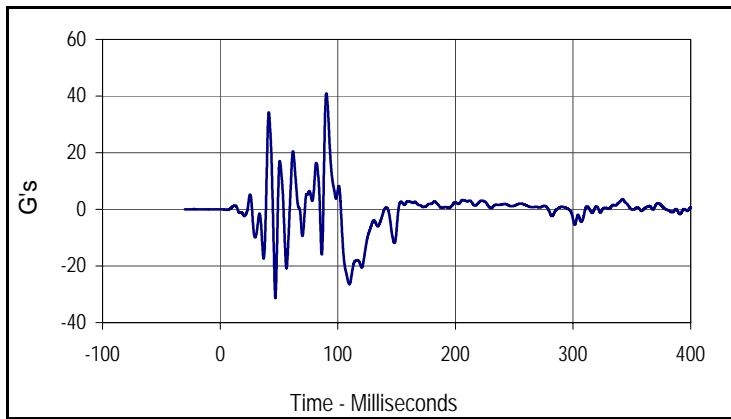
NHTSA No.: R70209
 Test Date: 12/23/09



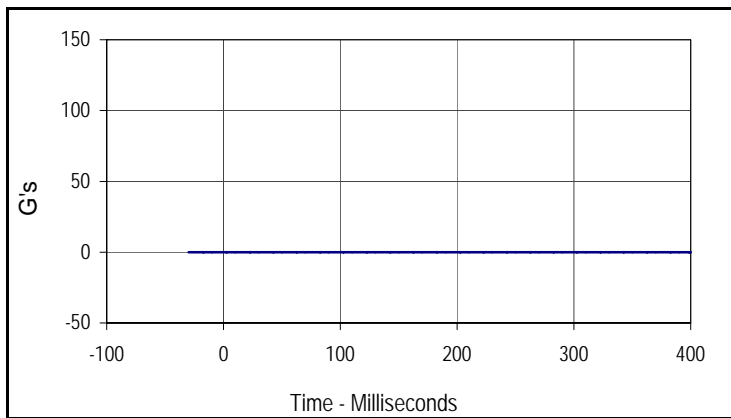
Curve Description			
Vehicle CG X			
CURNO	Type	SAE Class	Units
164	FIL	60	G's
Max	Time	Min	Time
27.4	44.1	-37.0	53.4



Curve Description			
Vehicle CG Y			
CURNO	Type	SAE Class	Units
165	FIL	60	G's
Max	Time	Min	Time
56.6	86.8	-21.9	105.4



Curve Description			
Vehicle CG Z			
CURNO	Type	SAE Class	Units
166	FIL	60	G's
Max	Time	Min	Time
40.9	90.3	-31.3	46.9

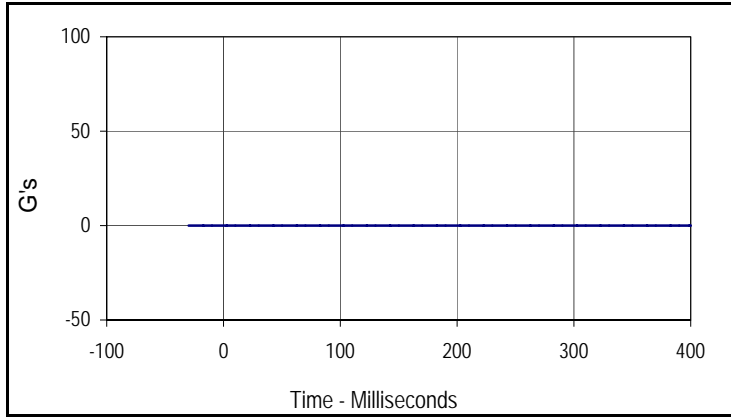


Curve Description			
Vehicle Engine Top X			
CURNO	Type	SAE Class	Units
167	FIL	60	G's
Max	Time	Min	Time
0.0	0.0	0.0	0.0

* Channel failed, no data

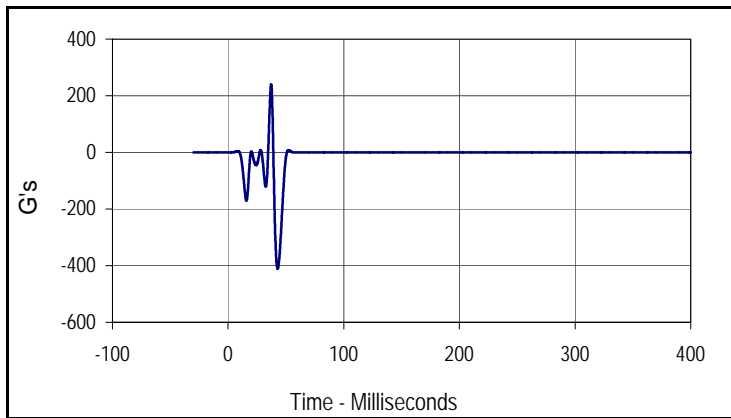
Test Vehicle: 2007 Ford 500 4-Door Sedan
 Test Program: 80 mph, 15°, 10% Offset MDB to Vehicle

NHTSA No.: R70209
 Test Date: 12/23/09



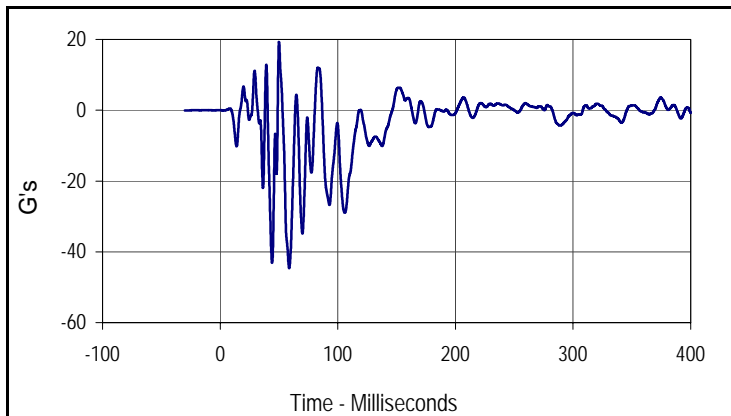
Curve Description			
Vehicle Engine Bottom X			
CURNO	Type	SAE Class	Units
168	FIL	60	G's
Max	Time	Min	Time
0.0	0.0	0.0	0.0

* Channel failed, no data

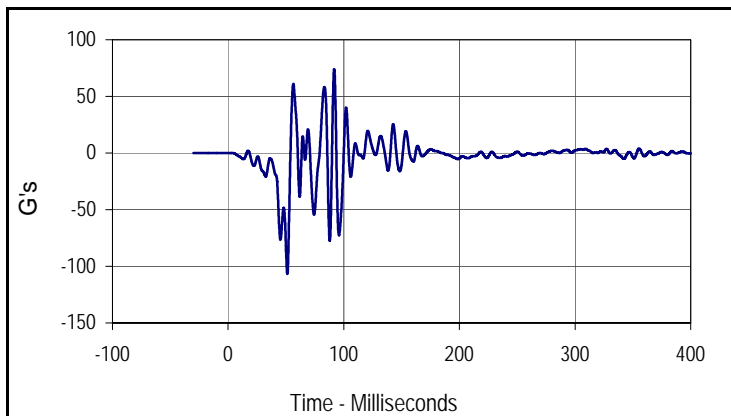


Curve Description			
Vehicle Left Brake Caliper X			
CURNO	Type	SAE Class	Units
169	FIL	60	G's
Max	Time	Min	Time
240.8	37.2	-411.3	42.8

* Channel failed at 48.8 msec.



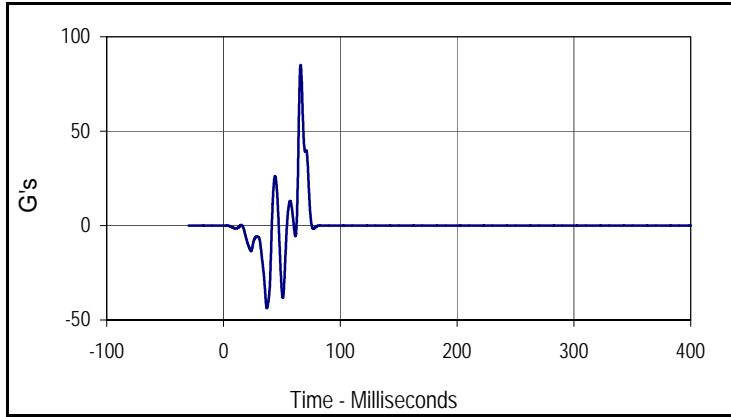
Curve Description			
Vehicle Right Brake Caliper X			
CURNO	Type	SAE Class	Units
170	FIL	60	G's
Max	Time	Min	Time
19.3	50.0	-44.6	58.7



Curve Description			
Vehicle Instrument Panel X			
CURNO	Type	SAE Class	Units
171	FIL	60	G's
Max	Time	Min	Time
74.1	91.7	-106.7	51.2

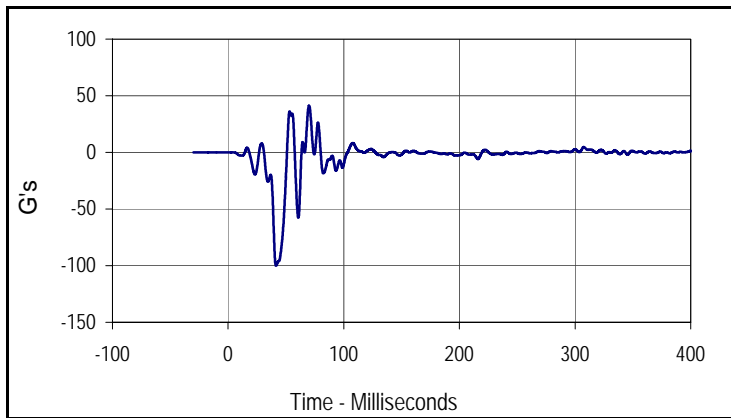
Test Vehicle: 2007 Ford 500 4-Door Sedan
 Test Program: 80 mph, 15°, 10% Offset MDB to Vehicle

NHTSA No.: R70209
 Test Date: 12/23/09

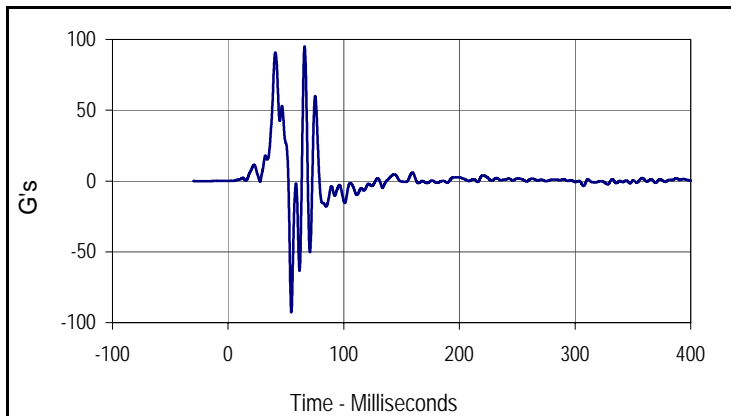


Curve Description			
Vehicle Left Driver Mid Seat Track X			
CURNO	Type	SAE Class	Units
172	FIL	60	G's
Max	Time	Min	Time
85.1	66.0	-43.8	37.2

* Channel failed at 72.4 msec.



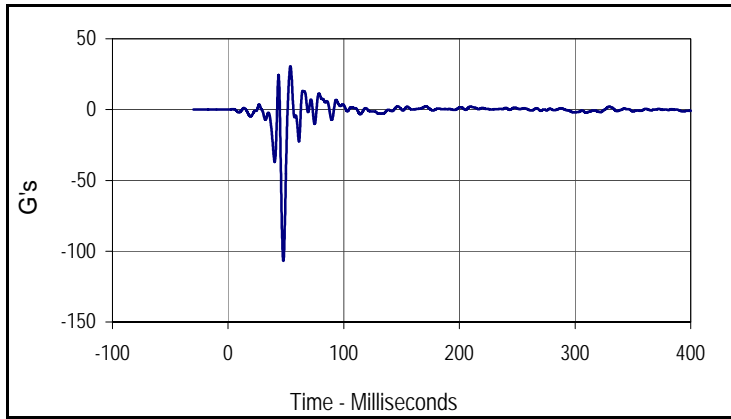
Curve Description			
Vehicle Accelerator Pedal X			
CURNO	Type	SAE Class	Units
173	FIL	60	G's
Max	Time	Min	Time
41.1	70.0	-100.0	41.4



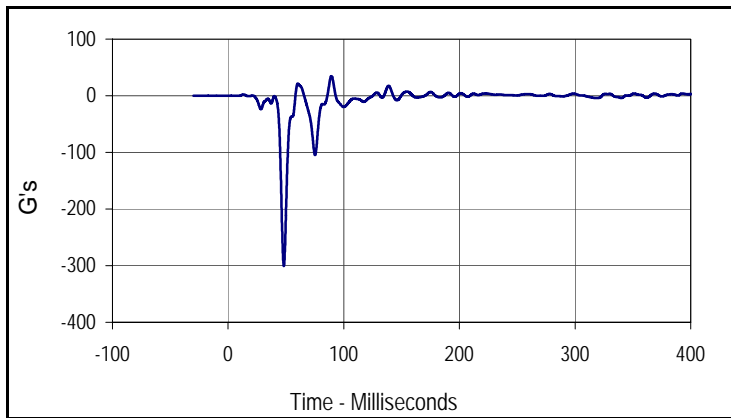
Curve Description			
Vehicle Accelerator Pedal Y			
CURNO	Type	SAE Class	Units
174	FIL	60	G's
Max	Time	Min	Time
95.1	66.2	-92.9	54.7

Test Vehicle: 2007 Ford 500 4-Door Sedan
 Test Program: 80 mph, 15°, 10% Offset MDB to Vehicle

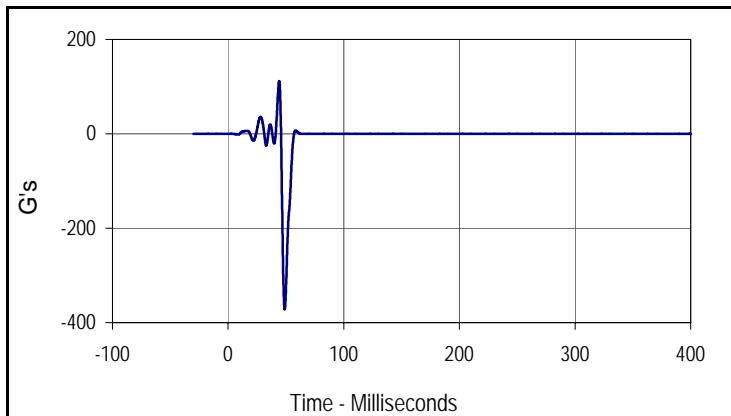
NHTSA No.: R70209
 Test Date: 12/23/09



Curve Description			
Vehicle Accelerator Pedal Z			
CURNO	Type	SAE Class	Units
175	FIL	60	G's
Max	Time	Min	Time
30.6	53.9	-106.9	47.8

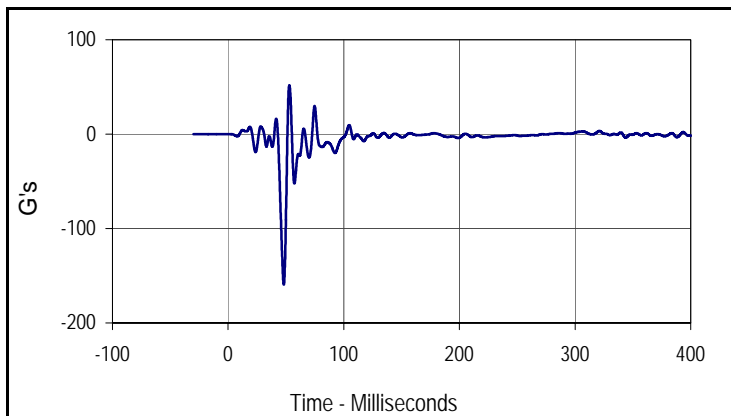


Curve Description			
Vehicle Brake Pedal X			
CURNO	Type	SAE Class	Units
176	FIL	60	G's
Max	Time	Min	Time
34.7	89.4	-300.3	48.2



Curve Description			
Vehicle Brake Pedal Y			
CURNO	Type	SAE Class	Units
177	FIL	60	G's
Max	Time	Min	Time
111.7	44.2	-371.6	48.9

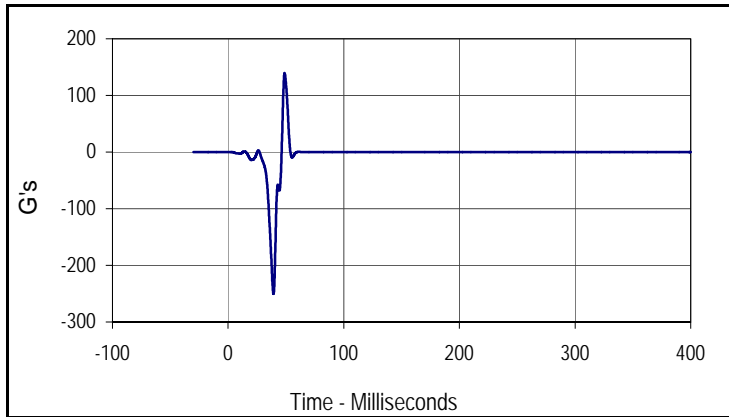
* Channel failed at 54.9 msec.



Curve Description			
Vehicle Brake Pedal Z			
CURNO	Type	SAE Class	Units
178	FIL	60	G's
Max	Time	Min	Time
51.4	53.0	-159.3	48.2

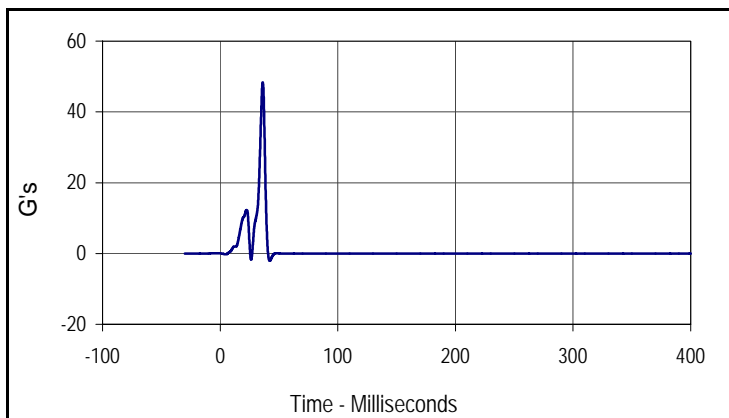
Test Vehicle: 2007 Ford 500 4-Door Sedan
 Test Program: 80 mph, 15°, 10% Offset MDB to Vehicle

NHTSA No.: R70209
 Test Date: 12/23/09



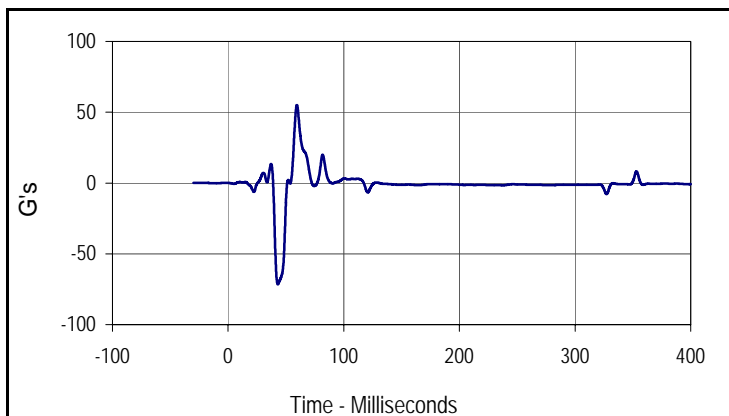
Curve Description			
Vehicle Foot Rest X			
CURNO	Type	SAE Class	Units
179	FIL	60	G's
Max	Time	Min	Time
139.3	48.9	-250.1	39.2

* Channel failed at 54.9 msec.

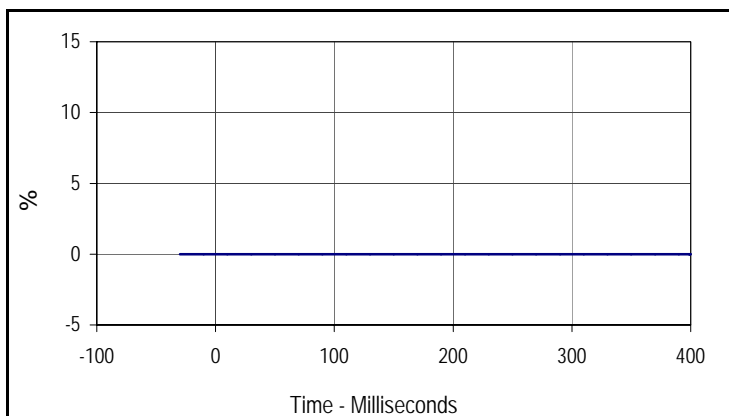


Curve Description			
Vehicle Foot Rest Y			
CURNO	Type	SAE Class	Units
180	FIL	60	G's
Max	Time	Min	Time
48.4	36.2	-2.1	42.1

* Channel failed at 37.4 msec.



Curve Description			
Vehicle Foot Rest Z			
CURNO	Type	SAE Class	Units
181	FIL	60	G's
Max	Time	Min	Time
55.0	59.5	-71.5	43.0

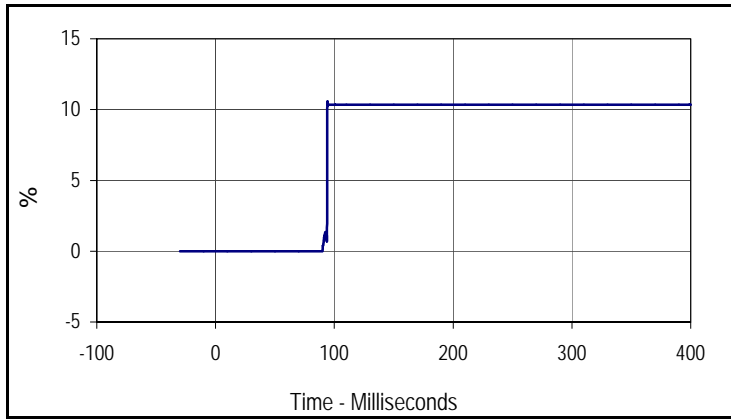


Curve Description			
Driver Foot Rest Contact			
CURNO	Type	SAE Class	Units
182	FIL	1000	%
Max	Time	Min	Time
0.0	0.0	0.0	0.0

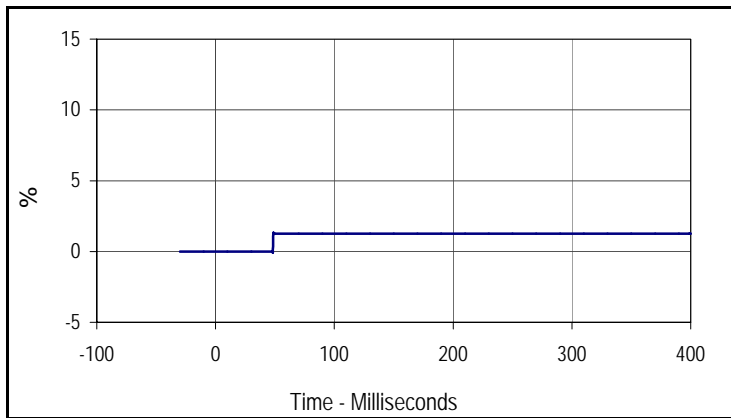
* Channel failed, no data

Test Vehicle: 2007 Ford 500 4-Door Sedan
 Test Program: 80 mph, 15°, 10% Offset MDB to Vehicle

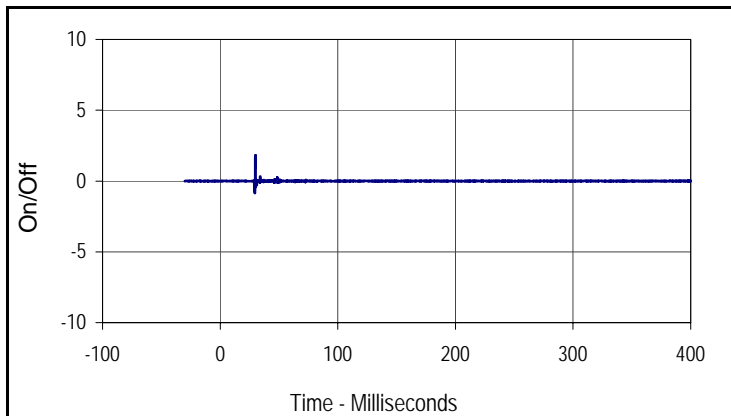
NHTSA No.: R70209
 Test Date: 12/23/09



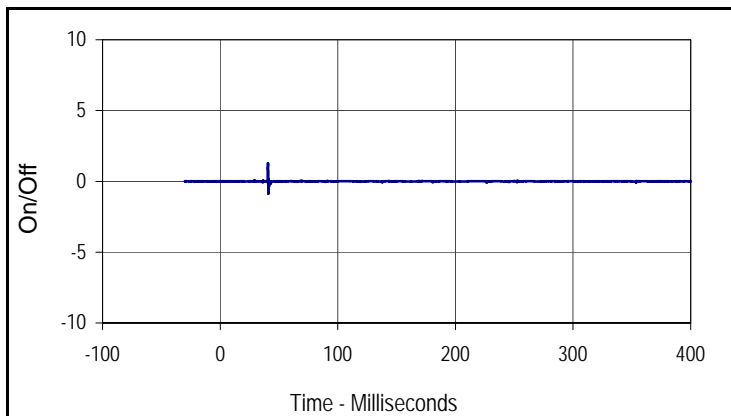
Curve Description			
Driver Accelerator Pedal Contact			
CURNO	Type	SAE Class	Units
183	FIL	1000	%
Max	Time	Min	Time
10.6	94.3	0.0	89.9



Curve Description			
Driver Knee Contact			
CURNO	Type	SAE Class	Units
184	FIL	1000	%
Max	Time	Min	Time
1.3	48.7	-0.1	48.2



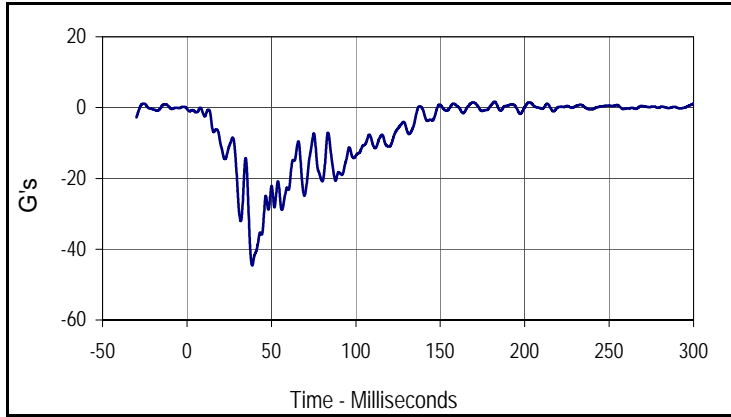
Curve Description			
Driver Airbag Squib Stage 1			
CURNO	Type	SAE Class	Units
185	FIL	1000	On/Off
Max	Time	Min	Time
1.8	29.9	-0.8	29.6



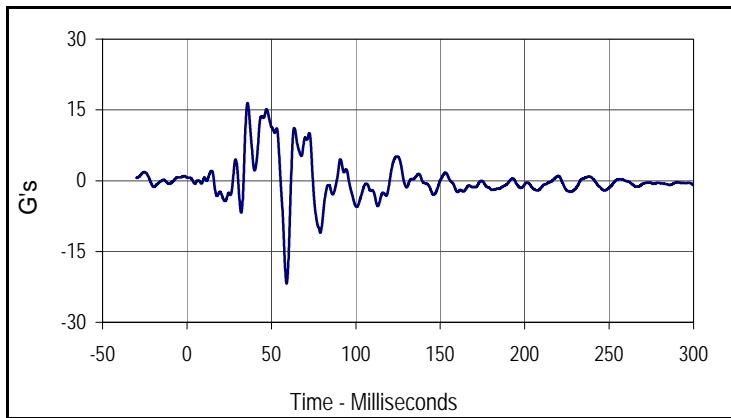
Curve Description			
Driver Airbag Squib Stage 2			
CURNO	Type	SAE Class	Units
186	FIL	1000	On/Off
Max	Time	Min	Time
1.3	40.7	-0.9	41.0

Test Vehicle: 2007 Ford 500 4-Door Sedan
 Test Program: 80 mph, 15°, 10% Offset MDB to Vehicle

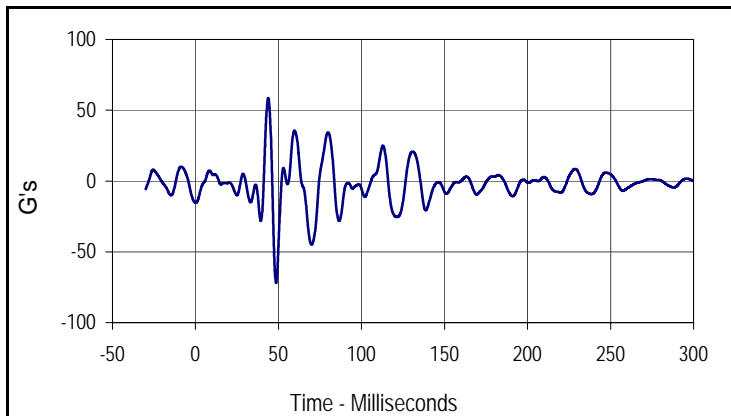
Test Date: 12/23/09
 Project No.: R70209



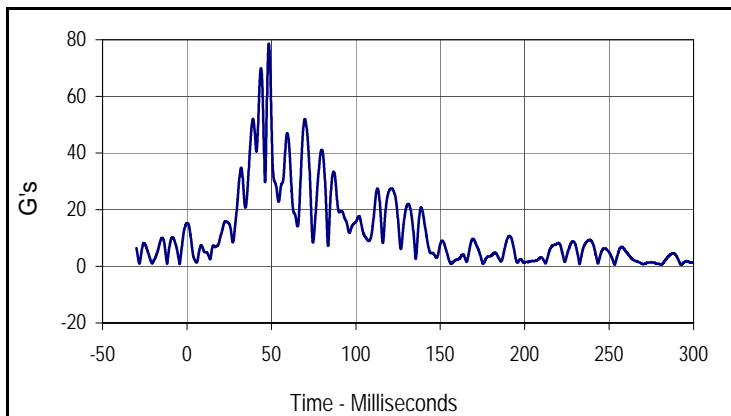
Curve Description			
MDB CG X			
CURNO	Type	SAE Class	Units
187	FIL	60	G's
Max	Time	Min	Time
1.7	182.2	-44.6	38.7



Curve Description			
MDB CG Y			
CURNO	Type	SAE Class	Units
188	FIL	60	G's
Max	Time	Min	Time
16.5	35.9	-21.8	59.0



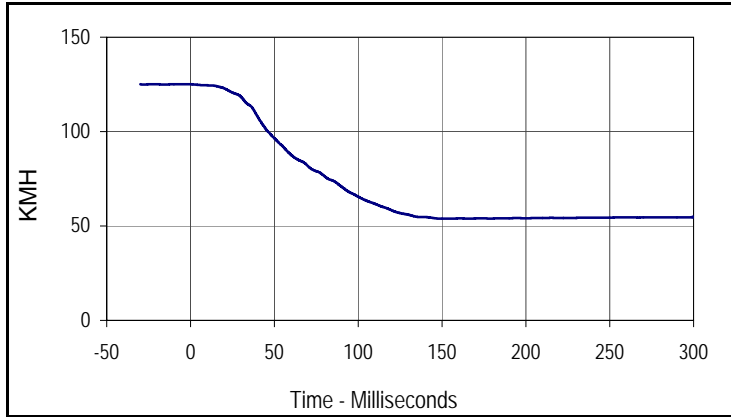
Curve Description			
MDB CG Z			
CURNO	Type	SAE Class	Units
189	FIL	60	G's
Max	Time	Min	Time
58.6	43.8	-71.9	48.5



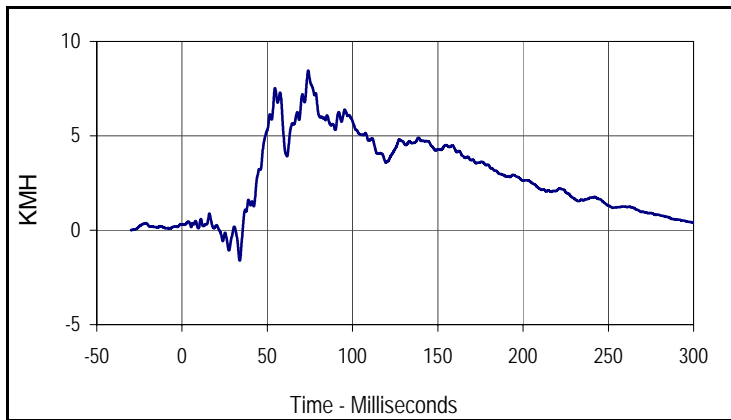
Curve Description			
MDB CG Resultant			
CURNO	Type	SAE Class	Units
187	RES	60	G's
Max	Time	Min	Time
78.6	48.5	0.7	-4.3

Test Vehicle: 2007 Ford 500 4-Door Sedan
 Test Program: 80 mph, 15°, 10% Offset MDB to Vehicle

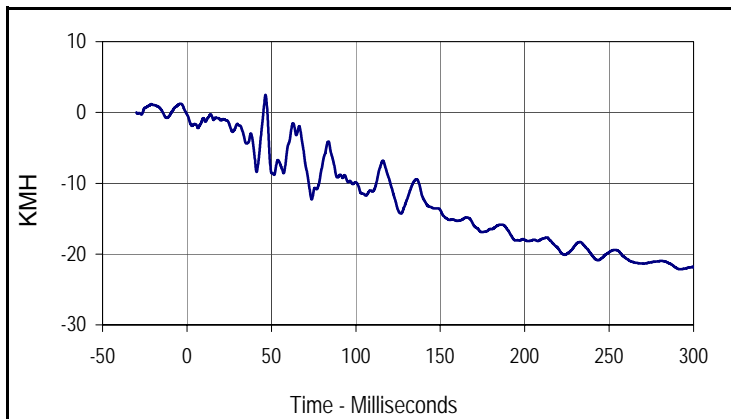
Test Date: 12/23/09
 Project No.: R70209



Curve Description			
MDB CG X Velocity			
CURNO	Type	SAE Class	Units
187	IN1	180	KMH
Max	Time	Min	Time
125.1	-10.2	53.9	165.8



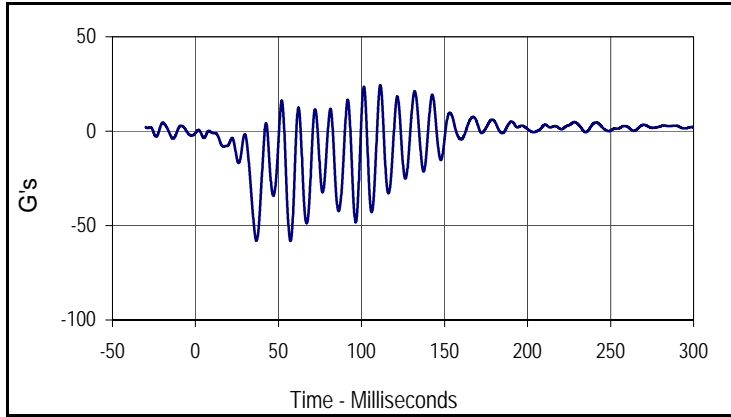
Curve Description			
MDB CG Y Velocity			
CURNO	Type	SAE Class	Units
188	IN1	180	KMH
Max	Time	Min	Time
8.5	74.0	-1.6	33.9



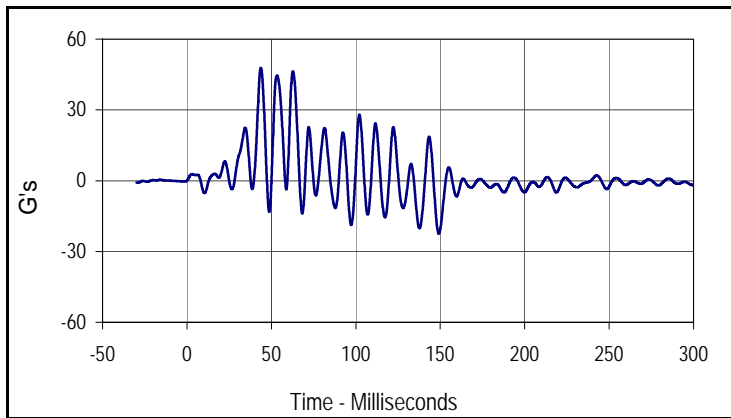
Curve Description			
MDB CG Z Velocity			
CURNO	Type	SAE Class	Units
189	IN1	180	KMH
Max	Time	Min	Time
2.5	46.5	-20.1	223.7

Test Vehicle: 2007 Ford 500 4-Door Sedan
 Test Program: 80 mph, 15°, 10% Offset MDB to Vehicle

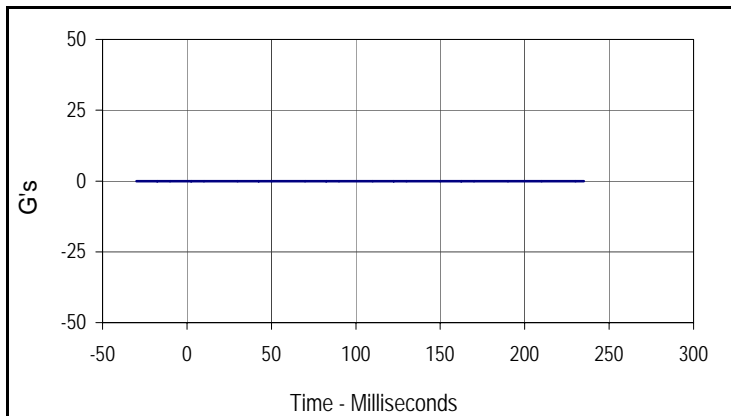
Test Date: 12/23/09
 Project No.: R70209



Curve Description			
MDB Rear X			
CURNO	Type	SAE Class	Units
190	FIL	60	G's
Max	Time	Min	Time
24.4	111.3	-58.1	57.2

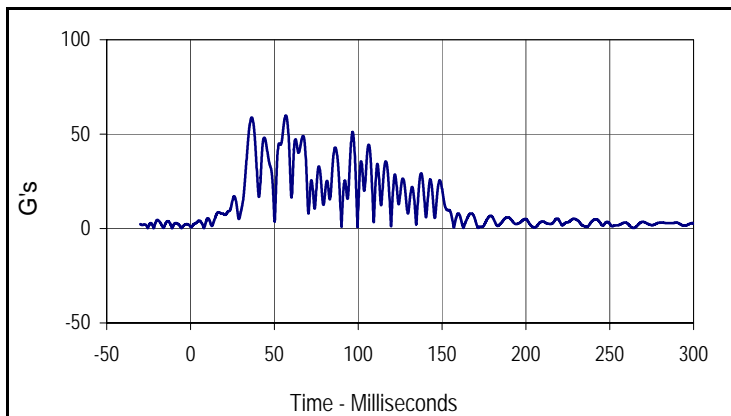


Curve Description			
MDB Rear Y			
CURNO	Type	SAE Class	Units
191	FIL	60	G's
Max	Time	Min	Time
47.8	43.8	-22.5	149.1



Curve Description			
MDB Rear Z			
CURNO	Type	SAE Class	Units
192	FIL	60	G's
Max	Time	Min	Time
0.0	-15.0	0.0	-15.0

* Channel failed, no data

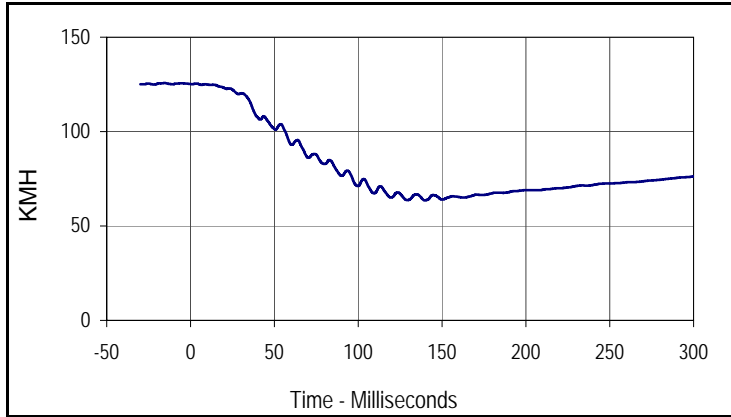


Curve Description			
MDB Rear Resultant			
CURNO	Type	SAE Class	Units
190	RES	60	G's
Max	Time	Min	Time
59.9	56.9	0.1	-11.0

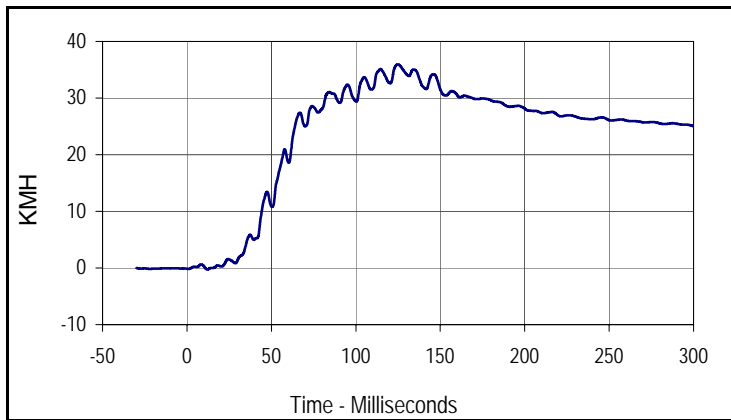
* X-Y Resultant only

Test Vehicle: 2007 Ford 500 4-Door Sedan
 Test Program: 80 mph, 15°, 10% Offset MDB to Vehicle

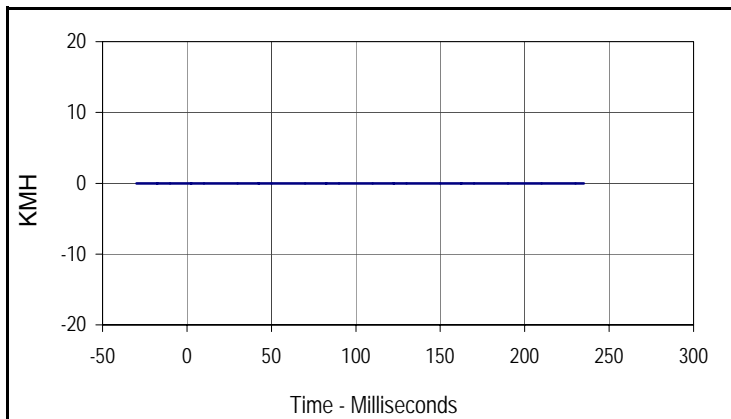
Test Date: 12/23/09
 Project No.: R70209



Curve Description			
MDB Rear X Velocity			
CURNO	Type	SAE Class	Units
190	IN1	180	KMH
Max	Time	Min	Time
125.7	-15.0	63.6	139.8



Curve Description			
MDB Rear Y Velocity			
CURNO	Type	SAE Class	Units
191	IN1	180	KMH
Max	Time	Min	Time
35.9	124.8	-0.3	12.2

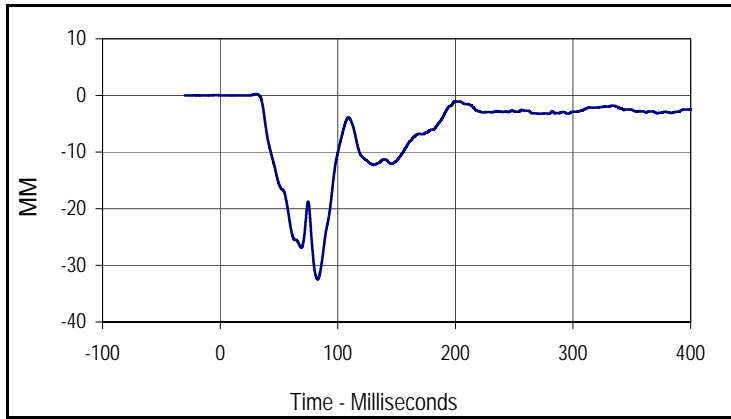


Curve Description			
MDB Rear Z Velocity			
CURNO	Type	SAE Class	Units
192	IN1	180	KMH
Max	Time	Min	Time
0.0	-15.0	0.0	-15.0

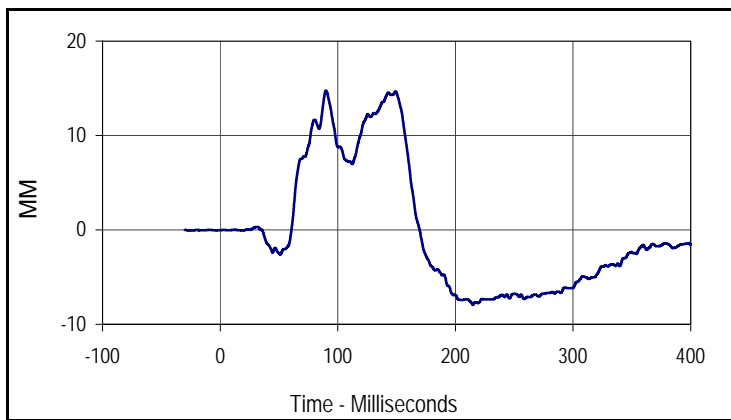
* Channel failed, no data

Test Vehicle: 2007 Ford 500 4-Door Sedan
 Test Program: 80 mph, 15°, 10% Offset MDB to Vehicle

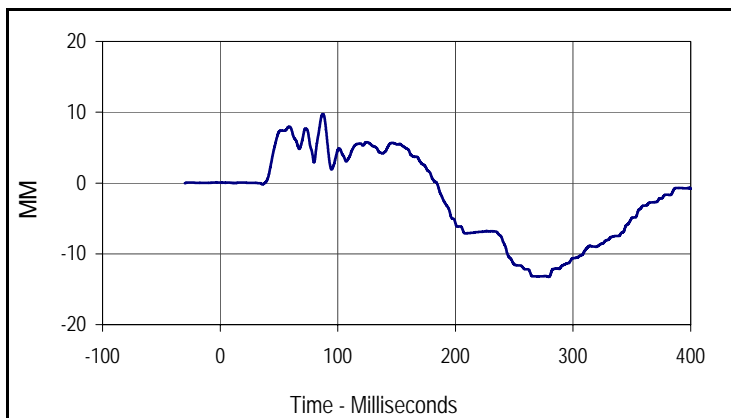
NHTSA No.: R70209
 Test Date: 12/23/09



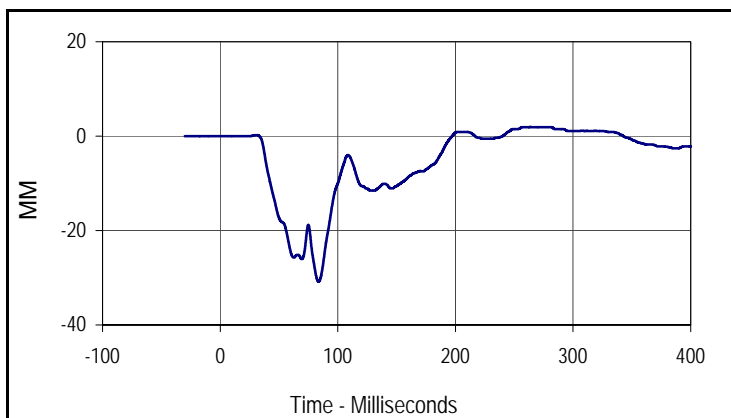
Curve Description			
Driver THOR CRUX Upper Right X			
CURNO	Type	SAE Class	Units
193	CALC	N/A	MM
Max	Time	Min	Time
0.2	29.4	-32.5	82.8



Curve Description			
Driver THOR CRUX Upper Right Y			
CURNO	Type	SAE Class	Units
194	CALC	N/A	MM
Max	Time	Min	Time
14.7	90.0	-7.9	214.9



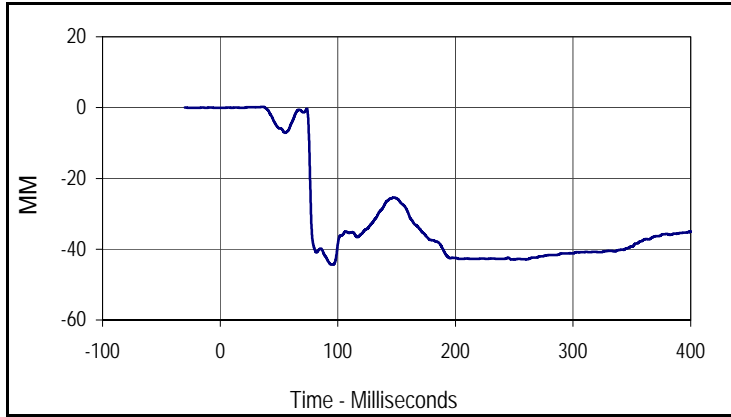
Curve Description			
Driver THOR CRUX Upper Right Z			
CURNO	Type	SAE Class	Units
195	CALC	N/A	MM
Max	Time	Min	Time
9.7	87.3	-13.3	279.0



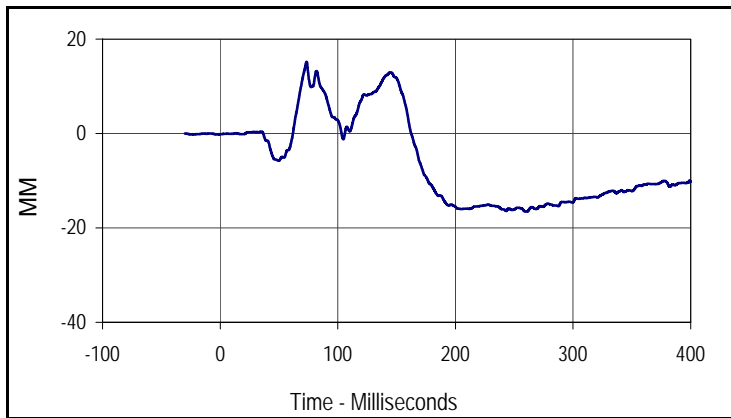
Curve Description			
Driver THOR CRUX Upper Right D			
CURNO	Type	SAE Class	Units
196	CALC	N/A	MM
Max	Time	Min	Time
1.9	263.4	-30.9	83.6

Test Vehicle: 2007 Ford 500 4-Door Sedan
 Test Program: 80 mph, 15°, 10% Offset MDB to Vehicle

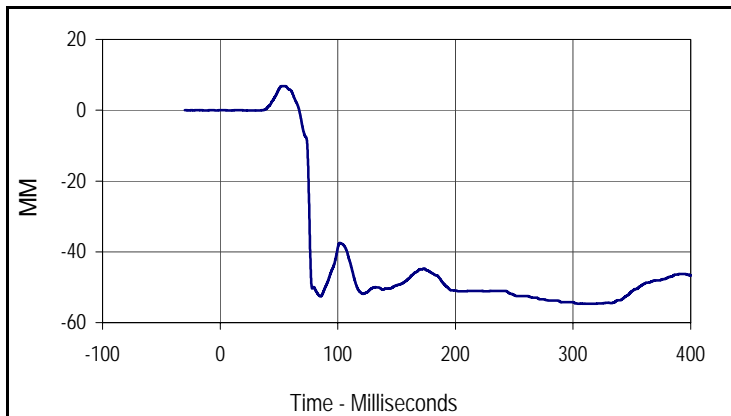
NHTSA No.: R70209
 Test Date: 12/23/09



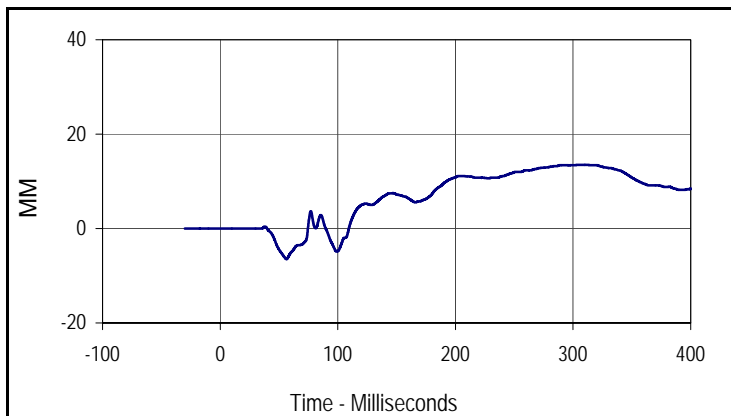
Curve Description			
Driver THOR CRUX Lower Right X			
CURNO	Type	SAE Class	Units
197	CALC	N/A	MM
Max	Time	Min	Time
0.2	36.2	-44.4	95.6



Curve Description			
Driver THOR CRUX Lower Right Y			
CURNO	Type	SAE Class	Units
198	CALC	N/A	MM
Max	Time	Min	Time
15.2	73.5	-16.5	259.7



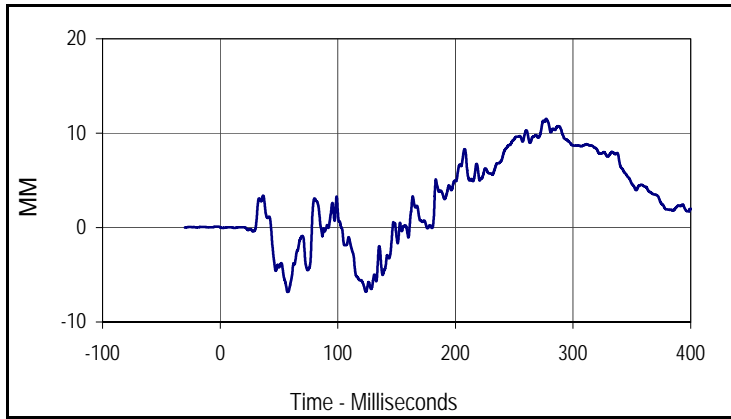
Curve Description			
Driver THOR CRUX Lower Right Z			
CURNO	Type	SAE Class	Units
199	CALC	N/A	MM
Max	Time	Min	Time
6.8	52.3	-54.7	309.6



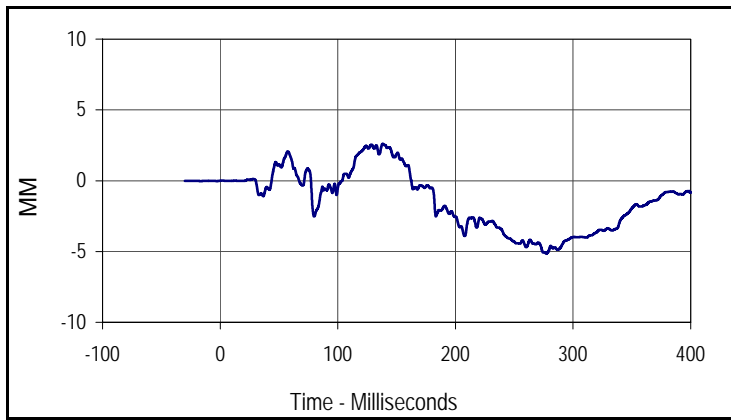
Curve Description			
Driver THOR CRUX Lower Right D			
CURNO	Type	SAE Class	Units
200	CALC	N/A	MM
Max	Time	Min	Time
13.5	304.0	-6.5	56.3

Test Vehicle: 2007 Ford 500 4-Door Sedan
 Test Program: 80 mph, 15°, 10% Offset MDB to Vehicle

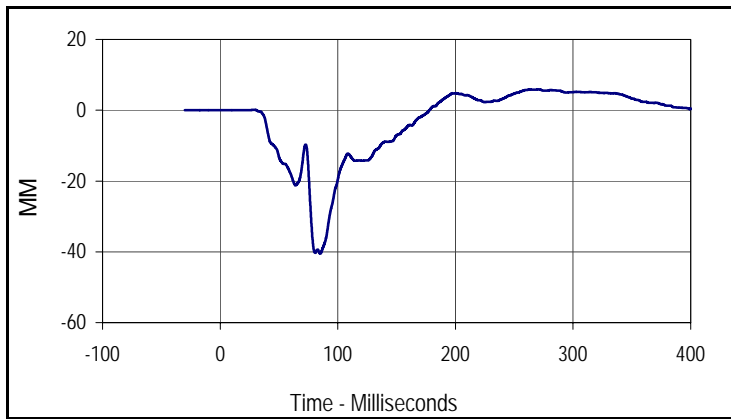
NHTSA No.: R70209
 Test Date: 12/23/09



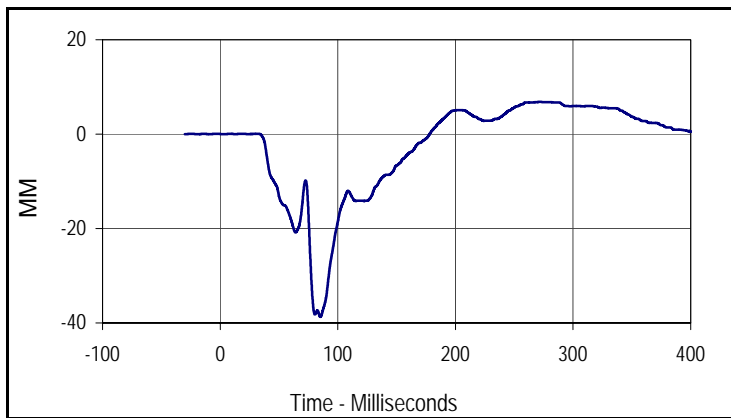
Curve Description			
Driver THOR CRUX Upper Left X			
CURNO	Type	SAE Class	Units
201	CALC	N/A	MM
Max	Time	Min	Time
11.5	277.2	-6.8	57.4



Curve Description			
Driver THOR CRUX Upper Left Y			
CURNO	Type	SAE Class	Units
202	CALC	N/A	MM
Max	Time	Min	Time
2.6	138.2	-5.2	277.2



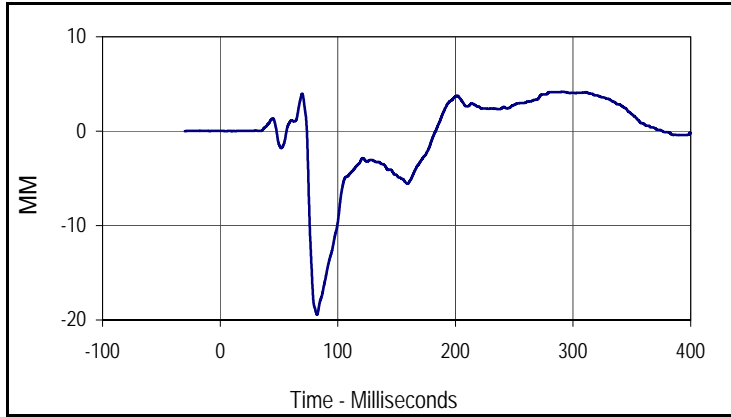
Curve Description			
Driver THOR CRUX Upper Left Z			
CURNO	Type	SAE Class	Units
203	CALC	N/A	MM
Max	Time	Min	Time
5.9	270.1	-40.5	84.9



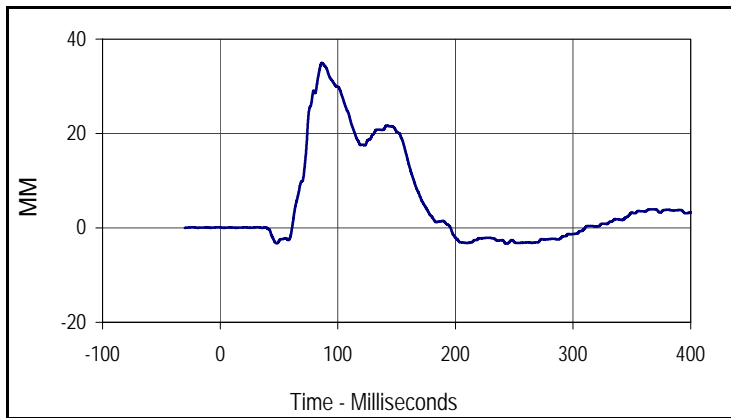
Curve Description			
Driver THOR CRUX Upper Left D			
CURNO	Type	SAE Class	Units
204	CALC	N/A	MM
Max	Time	Min	Time
6.8	271.1	-38.7	85.1

Test Vehicle: 2007 Ford 500 4-Door Sedan
 Test Program: 80 mph, 15°, 10% Offset MDB to Vehicle

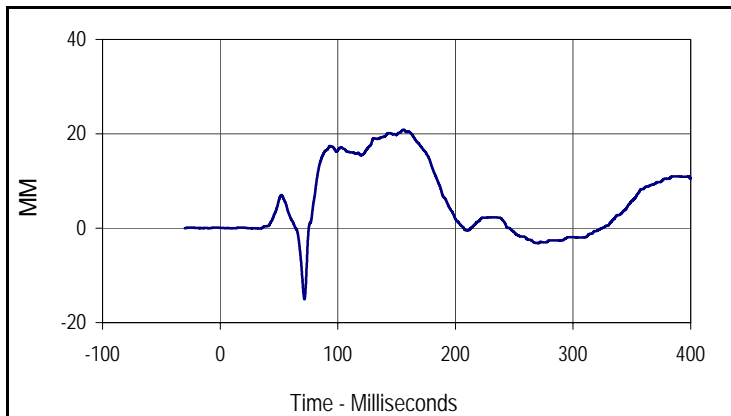
NHTSA No.: R70209
 Test Date: 12/23/09



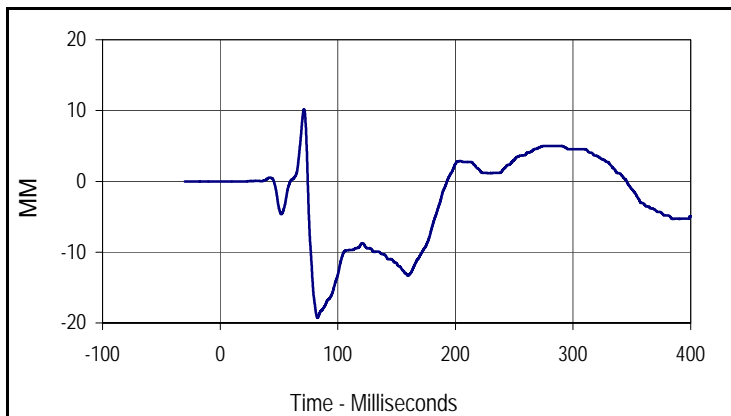
Curve Description			
Driver THOR CRUX Lower Left X			
CURNO	Type	SAE Class	Units
205	CALC	N/A	MM
Max	Time	Min	Time
4.2	290.7	-19.4	82.3



Curve Description			
Driver THOR CRUX Lower Left Y			
CURNO	Type	SAE Class	Units
206	CALC	N/A	MM
Max	Time	Min	Time
35.0	86.5	-3.3	243.1



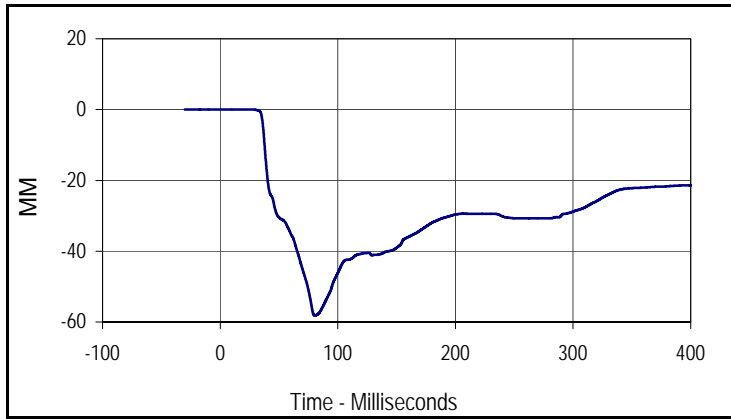
Curve Description			
Driver THOR CRUX Lower Left Z			
CURNO	Type	SAE Class	Units
207	CALC	N/A	MM
Max	Time	Min	Time
20.9	155.8	-15.0	71.6



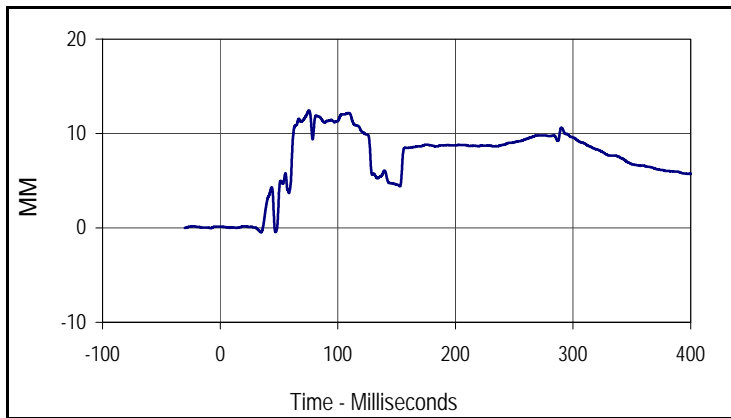
Curve Description			
Driver THOR CRUX Lower Left D			
CURNO	Type	SAE Class	Units
208	CALC	N/A	MM
Max	Time	Min	Time
10.2	71.3	-19.3	82.7

Test Vehicle: 2007 Ford 500 4-Door Sedan
 Test Program: 80 mph, 15°, 10% Offset MDB to Vehicle

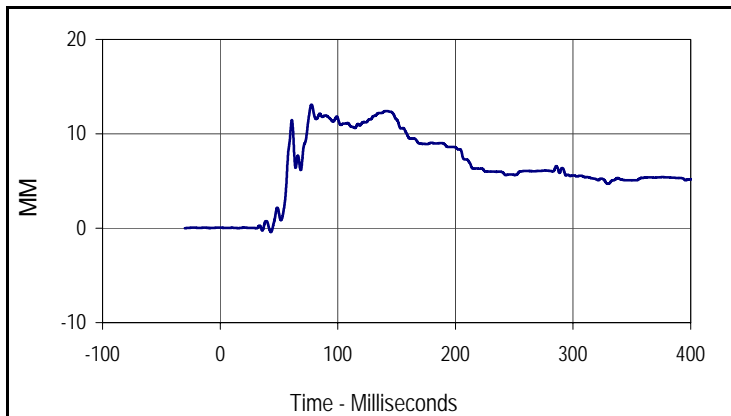
NHTSA No.: R70209
 Test Date: 12/23/09



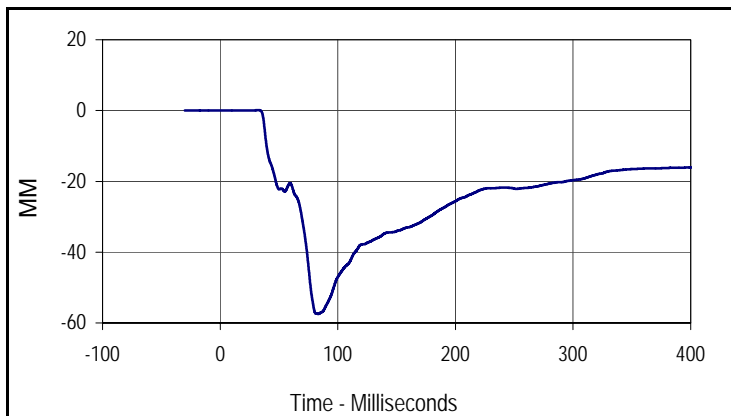
Curve Description			
Driver Right Lower Abdomen X			
CURNO	Type	SAE Class	Units
209	CALC	N/A	MM
Max	Time	Min	Time
0.1	0.0	-58.2	80.5



Curve Description			
Driver Right Lower Abdomen Y			
CURNO	Type	SAE Class	Units
210	CALC	N/A	MM
Max	Time	Min	Time
12.5	75.4	-0.5	34.6



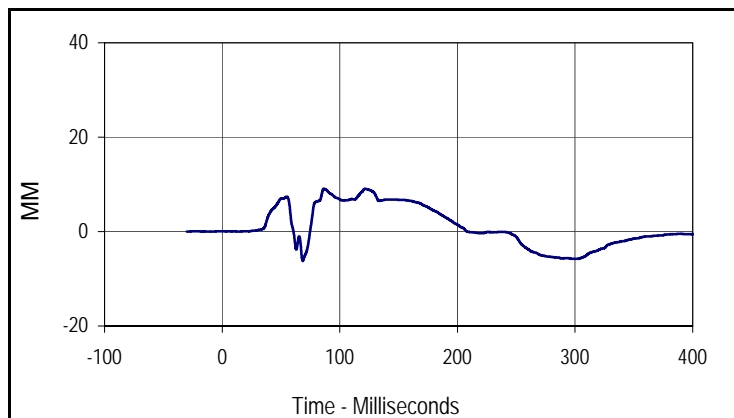
Curve Description			
Driver Right Lower Abdomen Z			
CURNO	Type	SAE Class	Units
211	CALC	N/A	MM
Max	Time	Min	Time
13.1	77.6	-0.4	43.1



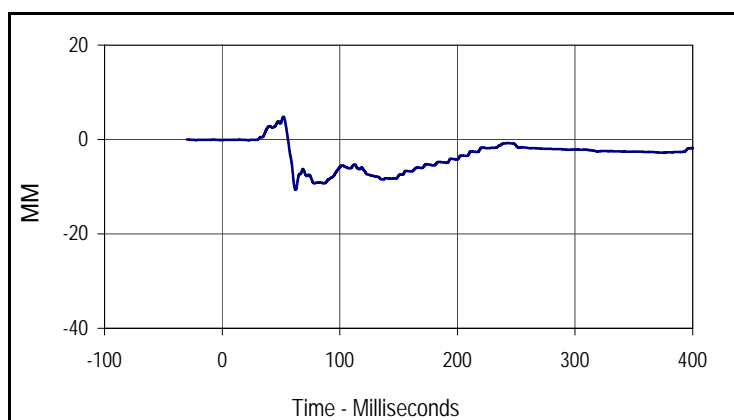
Curve Description			
Driver Left Lower Abdomen X			
CURNO	Type	SAE Class	Units
212	CALC	N/A	MM
Max	Time	Min	Time
0.1	31.7	-57.5	83.3

Test Vehicle: 2007 Ford 500 4-Door Sedan
 Test Program: 80 mph, 15°, 10% Offset MDB to Vehicle

NHTSA No.: R70209
 Test Date: 12/23/09



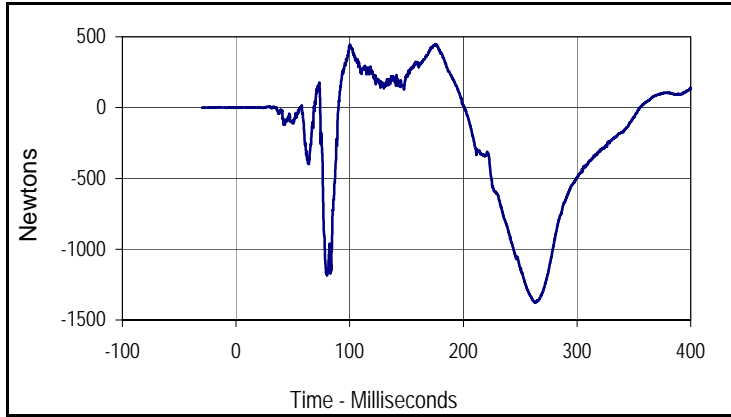
Curve Description			
Driver Left Lower Abdomen Y			
CURNO	Type	SAE Class	Units
213	CALC	N/A	MM
Max	Time	Min	Time
9.1	86.5	-6.2	68.4



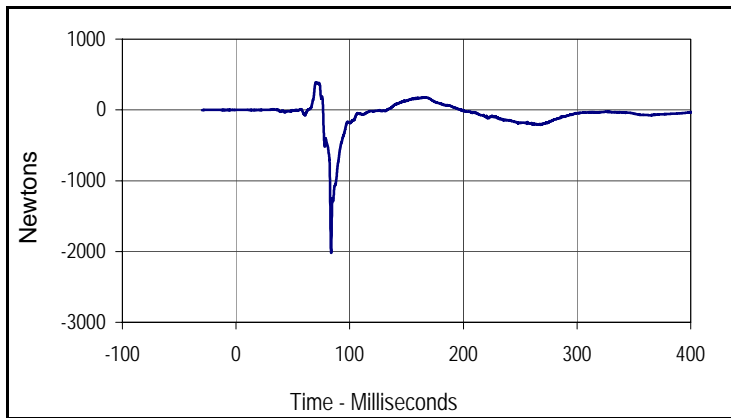
Curve Description			
Driver Left Lower Abdomen Z			
CURNO	Type	SAE Class	Units
214	CALC	N/A	MM
Max	Time	Min	Time
4.8	52.0	-10.7	62.3

Test Vehicle: 2007 Ford 500 4-Door Sedan
 Test Program: 80 mph, 15°, 10% Offset MDB to Vehicle

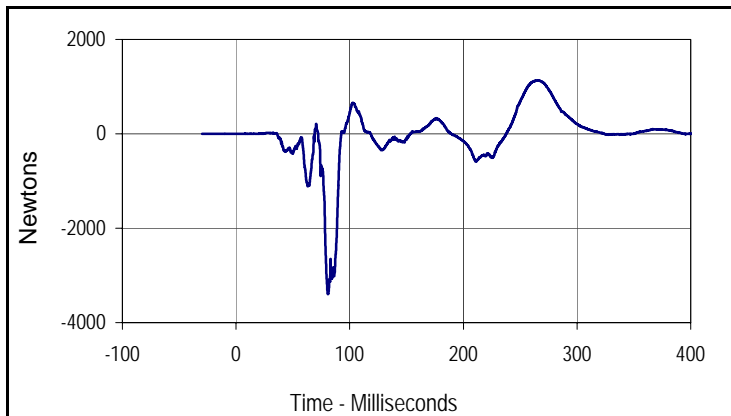
NHTSA No.: R70209
 Test Date: 12/23/09



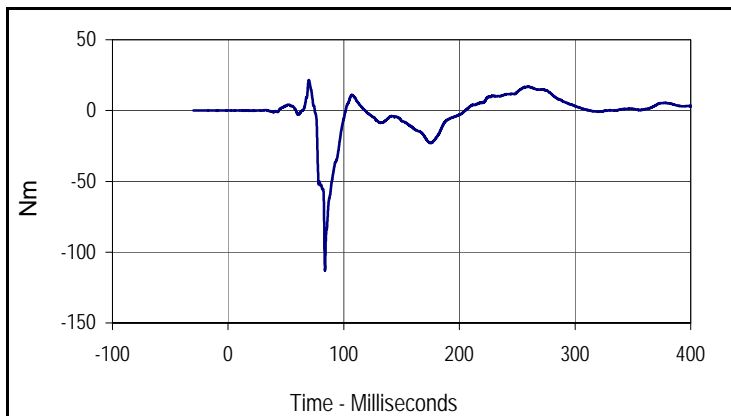
Curve Description			
Driver Upper Neck Force X			
CURNO	Type	SAE Class	Units
215	CALC	N/A	Newtons
Max	Time	Min	Time
448.2	175.1	-1377.4	263.4



Curve Description			
Driver Upper Neck Force Y			
CURNO	Type	SAE Class	Units
216	CALC	N/A	Newtons
Max	Time	Min	Time
391.7	70.4	-2019.3	83.7



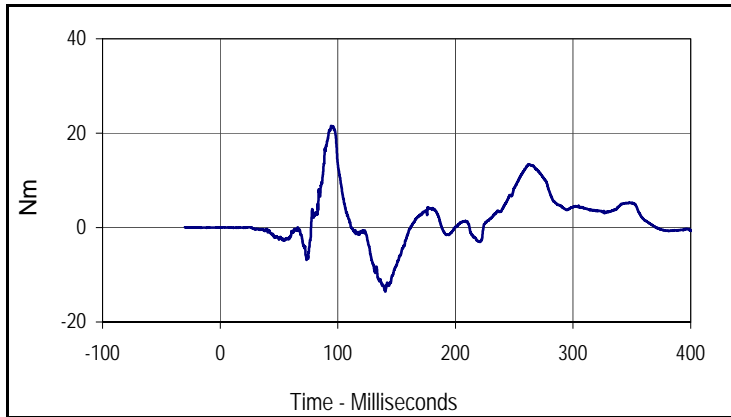
Curve Description			
Driver Upper Neck Force Z			
CURNO	Type	SAE Class	Units
217	CALC	N/A	Newtons
Max	Time	Min	Time
1133.7	265.0	-3394.5	80.9



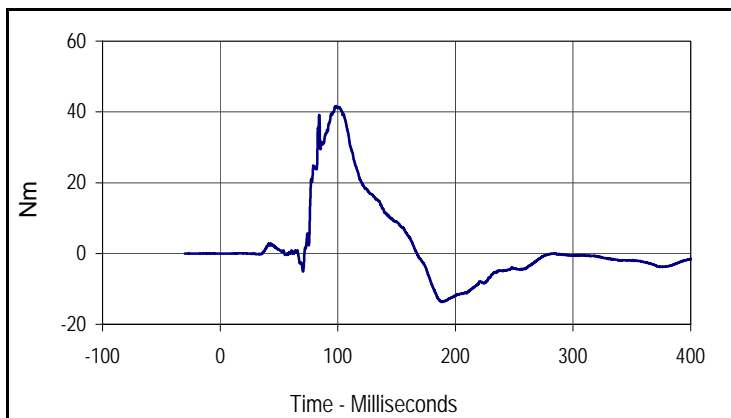
Curve Description			
Driver Upper Neck Moment X			
CURNO	Type	SAE Class	Units
218	CALC	N/A	Nm
Max	Time	Min	Time
21.6	69.8	-112.9	83.8

Test Vehicle: 2007 Ford 500 4-Door Sedan
 Test Program: 80 mph, 15°, 10% Offset MDB to Vehicle

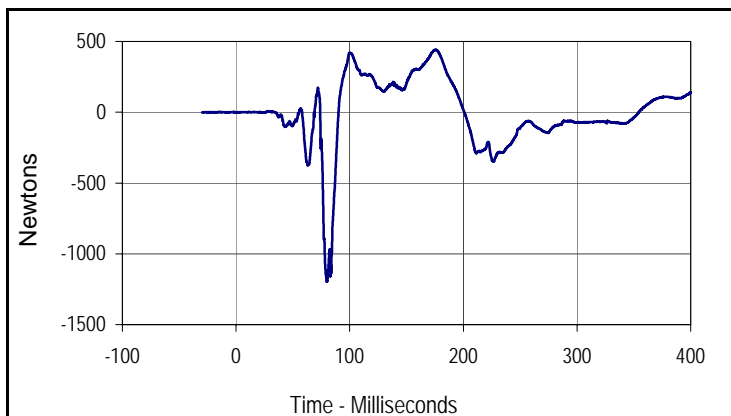
NHTSA No.: R70209
 Test Date: 12/23/09



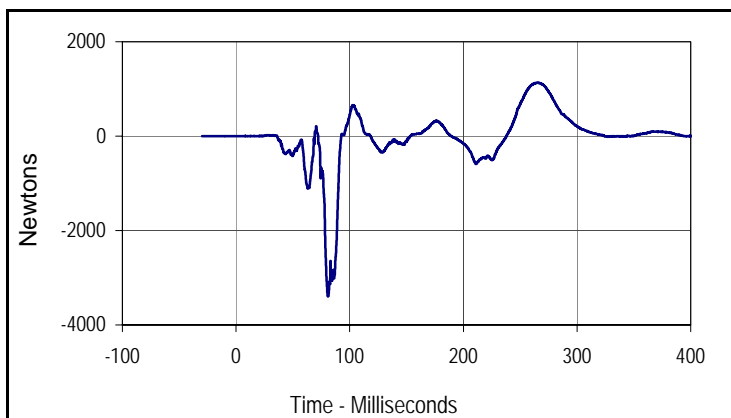
Curve Description			
Driver Upper Neck Moment Y			
CURNO	Type	SAE Class	Units
219	CALC	N/A	Nm
Max	Time	Min	Time
21.5	94.3	-13.6	140.3



Curve Description			
Driver Upper Neck Moment Z			
CURNO	Type	SAE Class	Units
220	CALC	N/A	Nm
Max	Time	Min	Time
41.6	98.7	-13.7	188.1



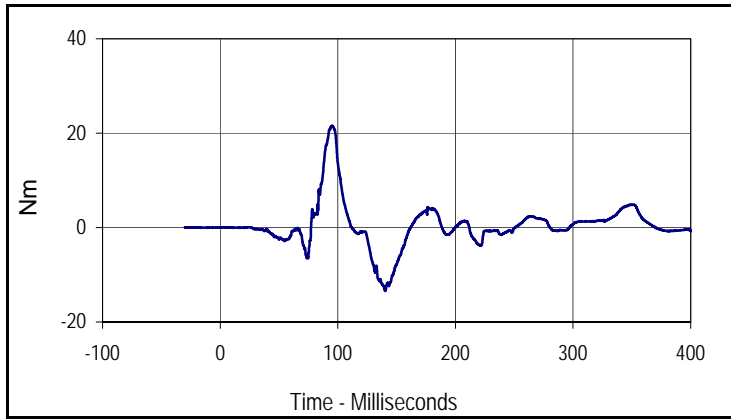
Curve Description			
Driver OC Force X			
CURNO	Type	SAE Class	Units
221	CALC	N/A	Newtons
Max	Time	Min	Time
441.7	174.8	-1197.5	79.9



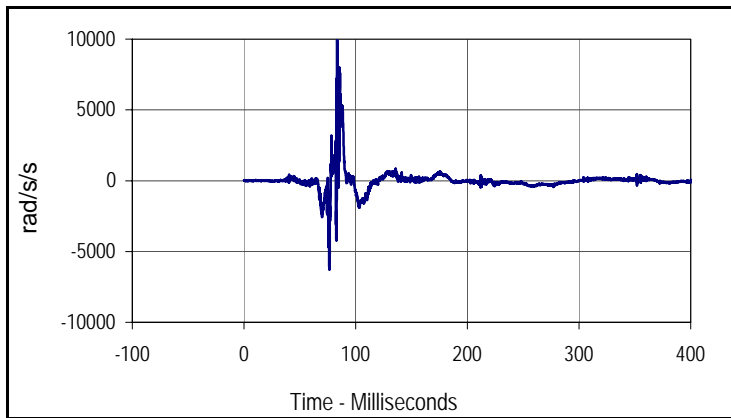
Curve Description			
Driver OC Force Z			
CURNO	Type	SAE Class	Units
222	CALC	N/A	Newtons
Max	Time	Min	Time
1133.7	265.0	-3394.4	80.9

Test Vehicle: 2007 Ford 500 4-Door Sedan
 Test Program: 80 mph, 15°, 10% Offset MDB to Vehicle

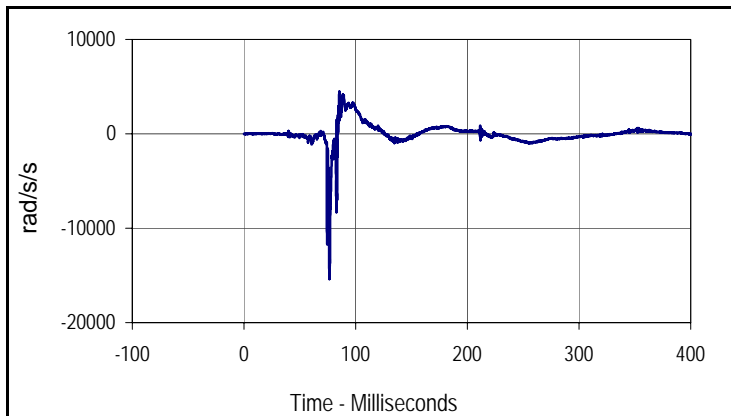
NHTSA No.: R70209
 Test Date: 12/23/09



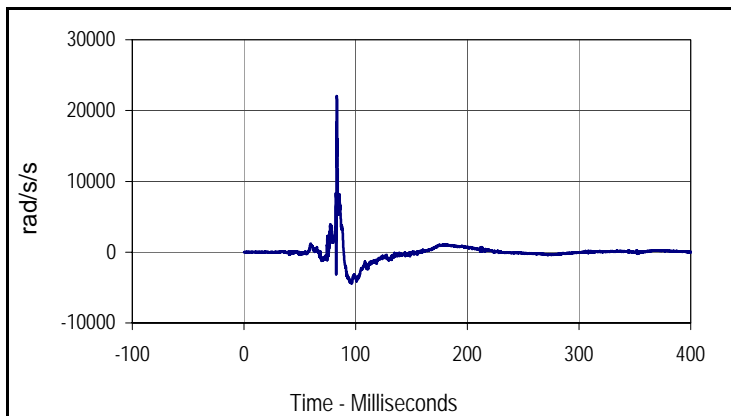
Curve Description			
Driver OC Moment Y			
CURNO	Type	SAE Class	Units
223	CALC	N/A	Nm
Max	Time	Min	Time
21.6	95.0	-13.5	140.2



Curve Description			
Driver Head Angular Acceleration X			
CURNO	Type	SAE Class	Units
224	CALC	N/A	rad/s/s
Max	Time	Min	Time
9846.7	83.3	-6267.4	76.4



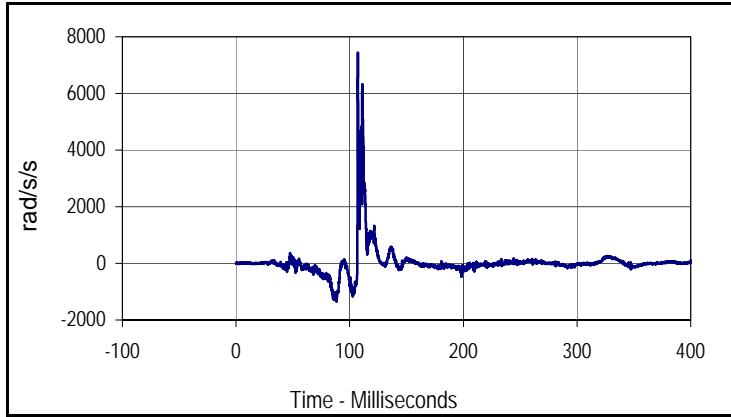
Curve Description			
Driver Head Angular Acceleration Y			
CURNO	Type	SAE Class	Units
225	CALC	N/A	rad/s/s
Max	Time	Min	Time
4490.5	85.3	-15370.0	76.4



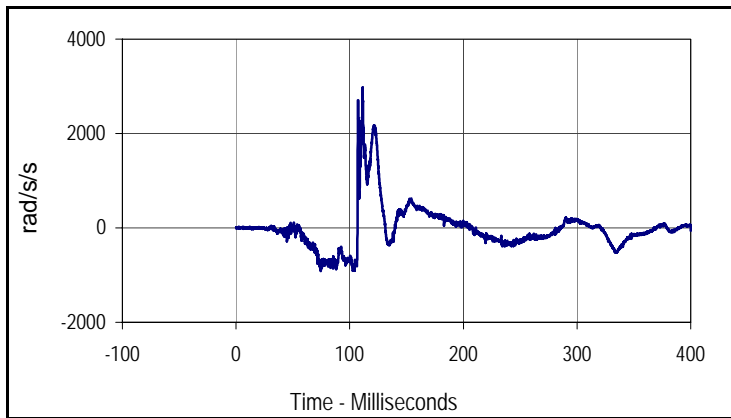
Curve Description			
Driver Head Angular Acceleration Z			
CURNO	Type	SAE Class	Units
226	CALC	N/A	rad/s/s
Max	Time	Min	Time
22005.0	83.2	-4386.2	96.1

Test Vehicle: 2007 Ford 500 4-Door Sedan
 Test Program: 80 mph, 15°, 10% Offset MDB to Vehicle

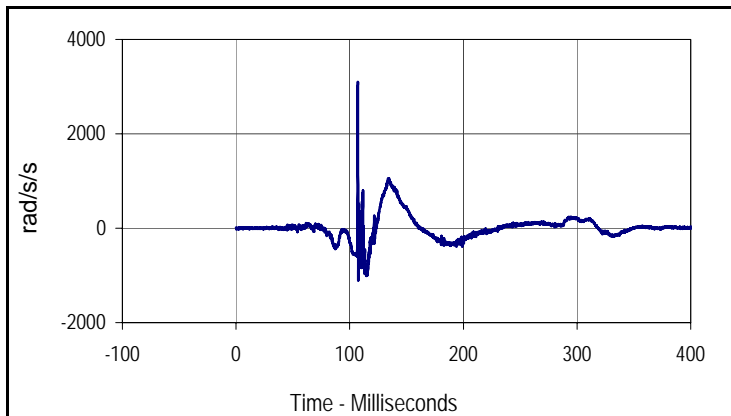
NHTSA No.: R70209
 Test Date: 12/23/09



Curve Description			
LR Passenger Head Angular Acceleration X			
CURNO	Type	SAE Class	Units
227	CALC	N/A	rad/s/s
Max	Time	Min	Time
7428.7	107.2	-1342.5	88.3



Curve Description			
LR Passenger Head Angular Acceleration Y			
CURNO	Type	SAE Class	Units
228	CALC	N/A	rad/s/s
Max	Time	Min	Time
2973.7	111.3	-918.5	74.5



Curve Description			
LR Passenger Head Angular Acceleration Z			
CURNO	Type	SAE Class	Units
229	CALC	N/A	rad/s/s
Max	Time	Min	Time
3096.3	107.1	-1092.9	107.6