

Figure A-1: Load Cell Location

This Space Intentionally Left Blank



MFD BY GENERAL MOTORS CORP.

DATE
11/07

GVWR
2334 KG
5145 LB

GAWR FRT
1139 KG
2511 LB

GAWR RR
1195 KG
2634 LB

THIS VEHICLE CONFORMS TO ALL APPLICABLE U.S. FEDERAL MOTOR VEHICLE SAFETY, BUMPER, AND THEFT PREVENTION STANDARDS IN EFFECT ON THE DATE OF MANUFACTURE SHOWN ABOVE.

1G6DT57V980146340

TYPE: PASS CAR

Figure A-2: Manufacturer's Label



TIRE AND LOADING INFORMATION

SEATING CAPACITY : TOTAL 5 : FRONT 2 : REAR 3

The combined weight of occupants and cargo should never exceed 404 kg or 891 lbs.

TIRE	ORIGINAL SIZE	COLD TIRE PRESSURE
FRONT	P235/50R18 V	240 kPa, 35 PSI
REAR	P235/50R18 V	240 kPa, 35 PSI
SPARE	NONE	NONE

SEE OWNER'S
MANUAL FOR
ADDITIONAL
INFORMATION

1G6DT57V980146340

Figure A-3: Tire Placard



Figure A-4: Right Front $\frac{3}{4}$ View, As Received



A-5

TR-P28001-15-NC

Figure A-5: Left Rear $\frac{3}{4}$ View, as Received



Figure A-6: Pre-Test Front View



Figure A-7: Post-Test Front View (Vehicle Moved)



Figure A-8: Pre-Test Left Side View



Figure A-9: Post-Test Left Side View



A-10

TR-P28001-15-NC

Figure A-10: Pre-Test Right Side View



Figure A-11: Post-Test Right Side View



Figure A-12: Pre-Test Right Front 3/4 View



Figure A-13: Post-Test Right Front ¾ View (Vehicle Moved)



Figure A-14: Pre-Test Left Rear $\frac{3}{4}$ View



Figure A-15: Post-Test Left Rear ¾ View



Figure A-16: Post-Test Left Side 3/4 View of Doors After Impact



Figure A-17: Post-Test Right Side $\frac{3}{4}$ View of Doors After Impact




Figure A-18: Pre-Test Windshield



Figure A-19: Post-Test Windshield



Figure A-20: Pre-Test Engine Compartment




Figure A-21: Post-Test Engine Compartment (Vehicle Moved)



2008 Cadillac CTS
M80105
STODDARD SOLVENT ADDED
16.74 GALLONS
(63.36 LITERS)

Figure A-22: Pre-Test Fuel Cap



Figure A-23: Post-Test Fuel Cap




Figure A-24: Pre-Test Front Underbody




Figure A-25: Post-Test Front Underbody




Figure A-26: Pre-Test Mid Underbody




Figure A-27: Post-Test Mid Underbody





Figure A-28: Pre-Test Rear Underbody



M80105
NCAP 35mph
FRONTAL IMPACT
12/18/07
2008 Cadillac
CTS
(4-DR Sedan)

Figure A-29: Post-Test Rear Underbody



Figure A-30: Pre-Test Driver Dummy Front View (Head Position)



Figure A-31: Post-Test Driver Dummy Front View (Head Position)



Figure A-32: Pre-Test Driver Dummy (Through Window)



Figure A-33: Post-Test Driver Dummy (Through Window)



Figure A-34: Pre-Test Driver Dummy (Door Open)



Figure A-35: Post-Test Driver Dummy (Door Open)



Figure A-36: Pre-Test Driver Dummy Feet



Figure A-37: Post-Test Driver Dummy Feet



Figure A-38: Pre-Test Driver Side Knee Bolster



Figure A-39: Post-Test Driver Side Knee Bolster



Figure A-40: Pre-Test Driver Side Floor Pan



Figure A-41: Post-Test Driver Side Floor Pan



Figure A-42: Post-Test Driver Dummy Head



Figure A-43: Post-Test Driver Dummy Airbag Contact



Figure A-44: Pre-Test Passenger Dummy Front View (Head Position)



Figure A-45: Post-Test Passenger Dummy Front View (Head Position)



Figure A-46: Pre-Test Passenger Dummy (Through Window)



Figure A-47: Post-Test Passenger Dummy (Through Window)



Figure A-48: Pre-Test Passenger Dummy (Door Open)



Figure A-49: Post-Test Passenger Dummy (Door Open)

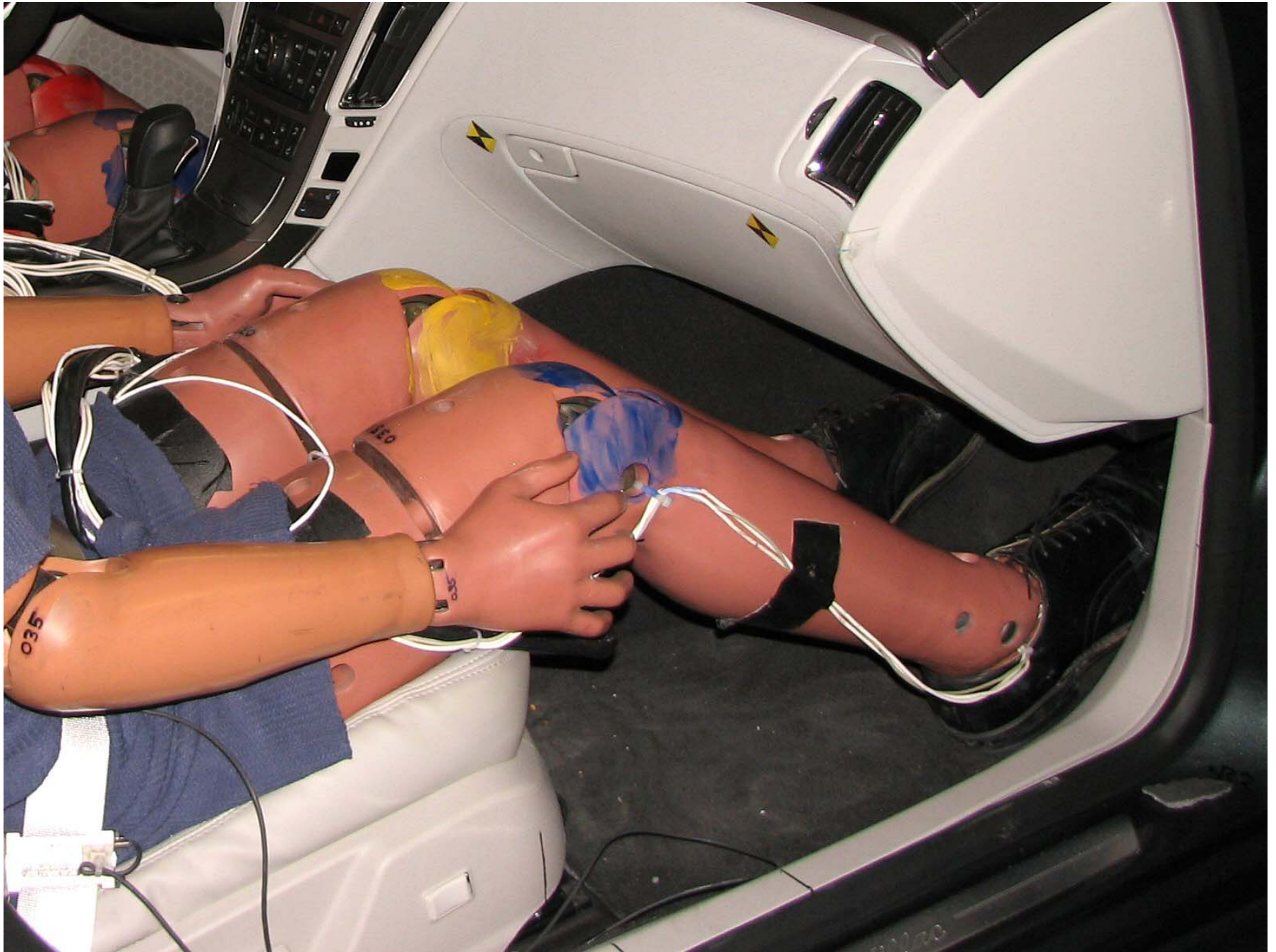


Figure A-50: Pre-Test Passenger Dummy Feet

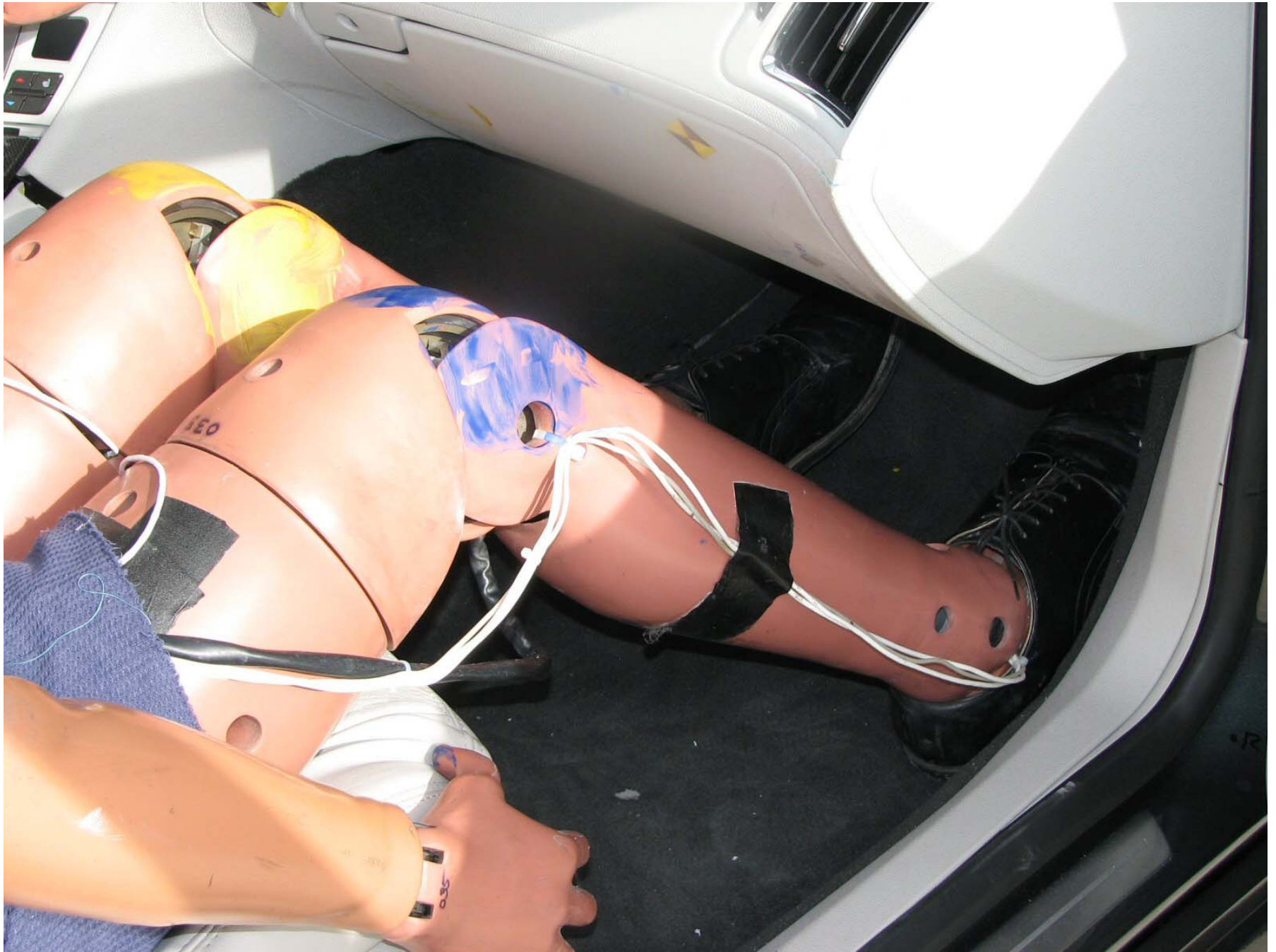


Figure A-51: Post-Test Passenger Dummy Feet



Figure A-52: Pre-Test Passenger Side Glove Box



Figure A-53: Post-Test Passenger Side Glove Box




Figure A-54: Pre-Test Passenger Side Floor Pan



Figure A-55: Post-Test Passenger Side Floor Pan



Figure A-56: Post-Test Passenger Dummy Head



Figure A-57: Post-Test Passenger Dummy Airbag Contact




Figure A-58: Vehicle on Rollover Device (0°)




Figure A-59: Vehicle on Rollover Device (90°)




Figure A-60: Vehicle on Rollover Device (180°)




Figure A-61: Vehicle on Rollover Device (270°)

A-61

TR-P28001-15-NC



Figure A-62: Vehicle Impact