



55/28 km/h Side Impact NCAP Test Summary
2008 Mitsubishi Lancer 4-Door Sedan NHTSA No. B85600
May 30, 2007

| | HIC Values | | | | TTI Values and Pelvic G's | |
|-----------------------------|------------|----------------|----------------|----------|---------------------------|--------|
| | Value | t ¹ | t ² | Avg. G's | TTI | Pelvis |
| Driver Primary | 189.4 | 38.0 | 68.0 | 33.1 | 35 | 45 |
| Left Rear Passenger Primary | 469.4 | 44.8 | 66.3 | 54.3 | 69 | 91 |

| SID Primary Accelerometer FIR Filtered Data | | | | | | | | |
|---|-------------|------|-------|------|--------------------------|------|------|-------|
| Location | Driver (P1) | | | | Left Rear Passenger (P4) | | | |
| | Max | Time | Min | Time | Max | Time | Min | Time |
| Upper Rib (LUR) | 37.9 | 48.8 | -3.1 | 8.8 | 62.1 | 44.4 | -8.2 | 178.2 |
| Lower Rib (LLR) | 30.0 | 48.2 | -3.5 | 80.7 | 65.7 | 43.8 | -8.0 | 178.2 |
| Lower Spine (T ₁₂) | 31.1 | 43.2 | -4.2 | 89.4 | 72.0 | 45.0 | -7.3 | 170.7 |
| Pelvis (PEL) | 44.5 | 28.2 | -15.5 | 56.3 | 91.0 | 38.2 | -8.1 | 62.5 |

| | Test Particulars | | | |
|---------------------|------------------|-------|---------------|-------|
| | Metric Units | | English Units | |
| | Units | Value | Units | Value |
| MDB Velocity | km/h | 62.43 | mph | 38.80 |
| MDB Test Weight | kg | 1361 | lbs | 3000 |
| Vehicle Curb Weight | kg | 1359 | lbs | 2996 |
| Vehicle Test Weight | kg | 1549 | lbs | 3414 |
| Vehicle Width | MM | 1725 | Inches | 67.9 |
| Vehicle Wheelbase | MM | 2637 | Inches | 103.8 |
| Vehicle Length | MM | 4578 | Inches | 180.2 |

| Vehicle Safety Features | | |
|-------------------------|-----|-------------------|
| ADL | ABS | Adj. Belt Anchors |
| No | Yes | Yes |
| Pretensioners | | Load Limiter |
| Yes | | Yes |

| Test Vehicle Doors | | |
|---------------------------------------|--------|------------|
| Can Disable ADL's Using Owners Manual | No | |
| Doors Locked (Pre) | No | |
| Doors Latched (Post) | Driver | Rear Pass. |
| | Yes | Yes |

| | Airbag Deployment | | | |
|-----------------|-------------------|----------------|--------------------------|---------|
| | Driver (P1) | | Left Rear Passenger (P4) | |
| | Deployment | Mount | Deployment | Mount |
| Head Bag | Yes | Curtain | Yes | Curtain |
| Torso Bag | Yes | Seat Back | | |
| Combination Bag | | | | |
| Frontal Bag | Yes | Steering Wheel | | |

| Standards Measured Post-Test | |
|------------------------------|-----|
| 301 - Fuel System Integrity | Yes |

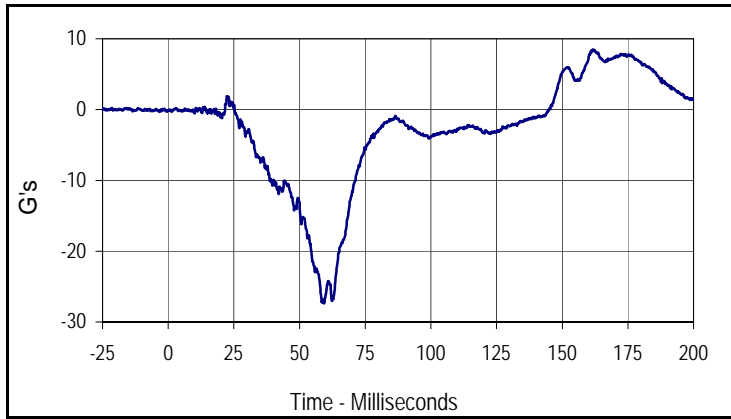
Comments: The trunk opened during impact.

QUICK-1

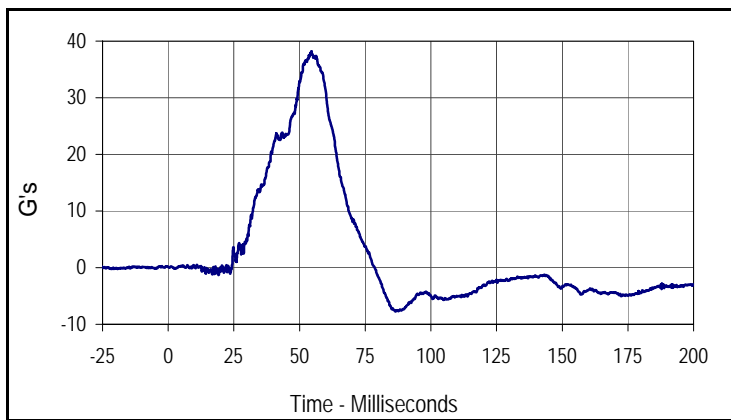
TR-P27143-01-NC

Test Vehicle: 2008 Mitsubishi Lancer 4-Door Sedan
 Test Program: 55/28 km/h Side Impact NCAP

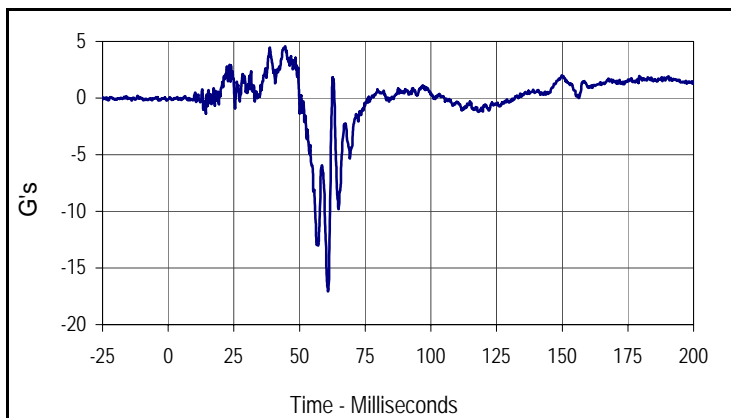
Test Date: 5/30/07
 NHTSA No.: B85600



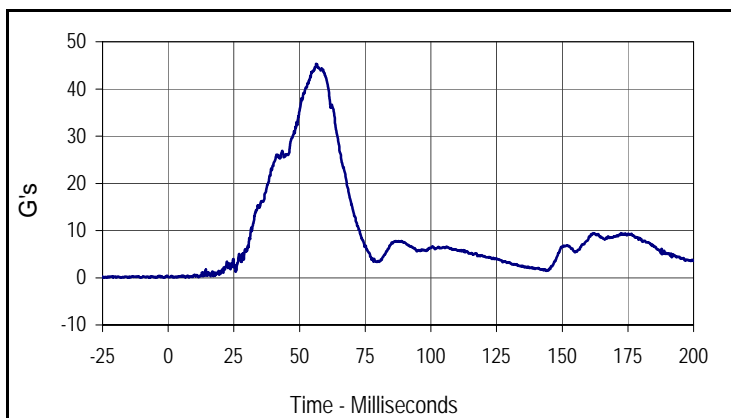
| Curve Description | | | |
|-----------------------|-------|-----------|-------|
| Driver Head X Primary | | | |
| CURNO | Type | SAE Class | Units |
| 001 | FIL | 1000 | G's |
| Max | Time | Min | Time |
| 8.5 | 161.7 | -27.4 | 59.3 |



| Curve Description | | | |
|-----------------------|------|-----------|-------|
| Driver Head Y Primary | | | |
| CURNO | Type | SAE Class | Units |
| 002 | FIL | 1000 | G's |
| Max | Time | Min | Time |
| 38.2 | 54.5 | -7.7 | 86.5 |



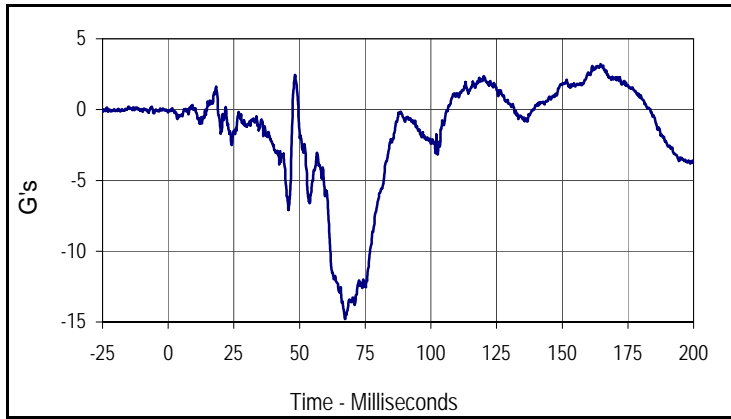
| Curve Description | | | |
|-----------------------|------|-----------|-------|
| Driver Head Z Primary | | | |
| CURNO | Type | SAE Class | Units |
| 003 | FIL | 1000 | G's |
| Max | Time | Min | Time |
| 4.6 | 44.5 | -17.1 | 60.9 |



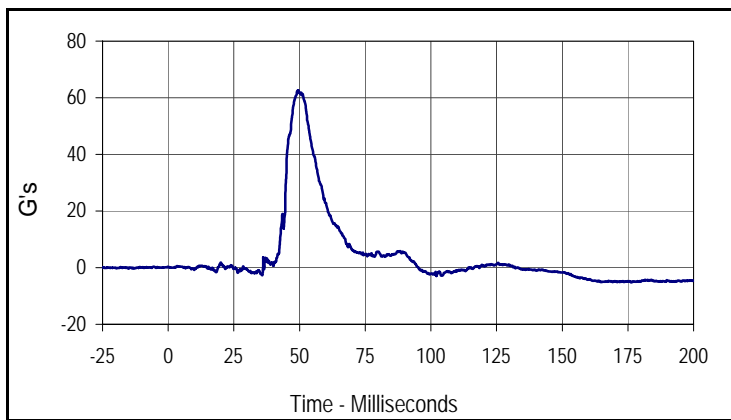
| Curve Description | | | |
|-------------------------------|------|-----------|-------|
| Driver Head Resultant Primary | | | |
| CURNO | Type | SAE Class | Units |
| 001 | RES | 1000 | G's |
| Max | Time | Min | Time |
| 45.3 | 56.4 | 0.0 | 7.9 |

Test Vehicle: 2008 Mitsubishi Lancer 4-Door Sedan
 Test Program: 55/28 km/h Side Impact NCAP

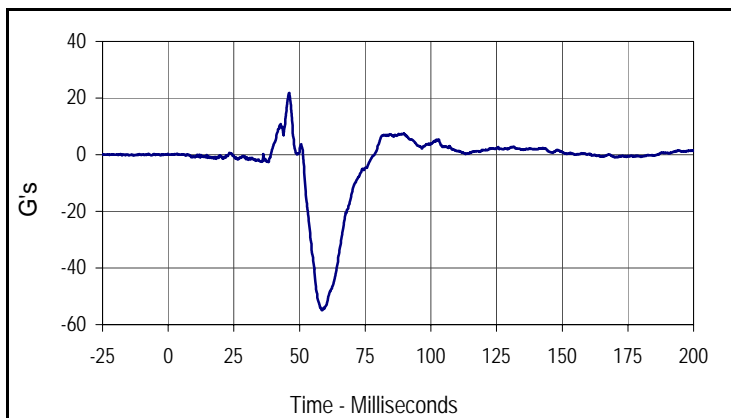
Test Date: 5/30/07
 NHTSA No.: B85600



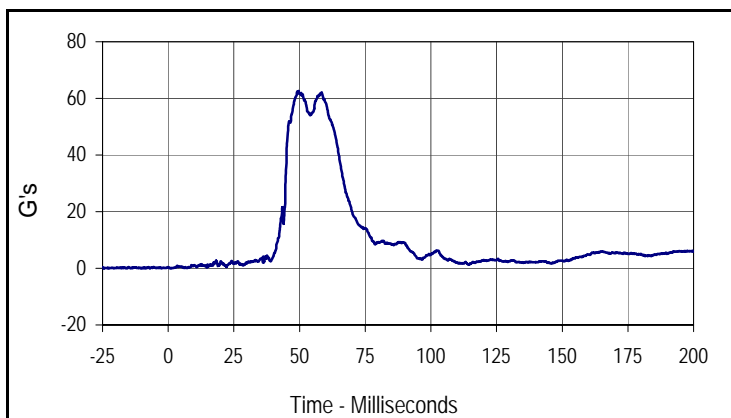
| Curve Description | | | |
|--------------------------|-------|-----------|-------|
| Passenger Head X Primary | | | |
| CURNO | Type | SAE Class | Units |
| 023 | FIL | 1000 | G's |
| Max | Time | Min | Time |
| 3.2 | 164.6 | -14.8 | 67.3 |



| Curve Description | | | |
|--------------------------|------|-----------|-------|
| Passenger Head Y Primary | | | |
| CURNO | Type | SAE Class | Units |
| 024 | FIL | 1000 | G's |
| Max | Time | Min | Time |
| 62.6 | 49.6 | -5.2 | 176.1 |



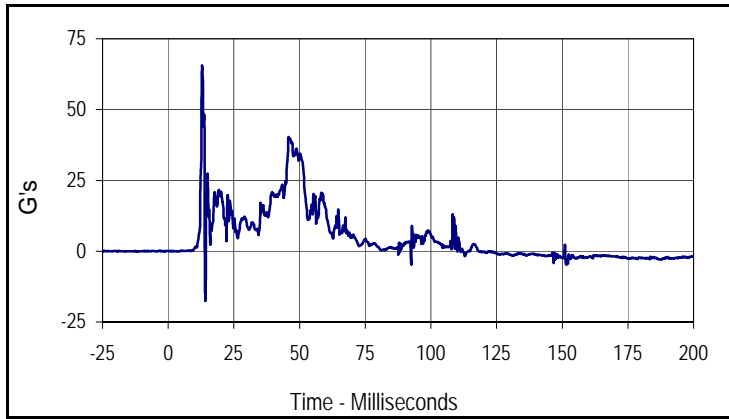
| Curve Description | | | |
|--------------------------|------|-----------|-------|
| Passenger Head Z Primary | | | |
| CURNO | Type | SAE Class | Units |
| 025 | FIL | 1000 | G's |
| Max | Time | Min | Time |
| 21.9 | 46.0 | -55.0 | 58.5 |



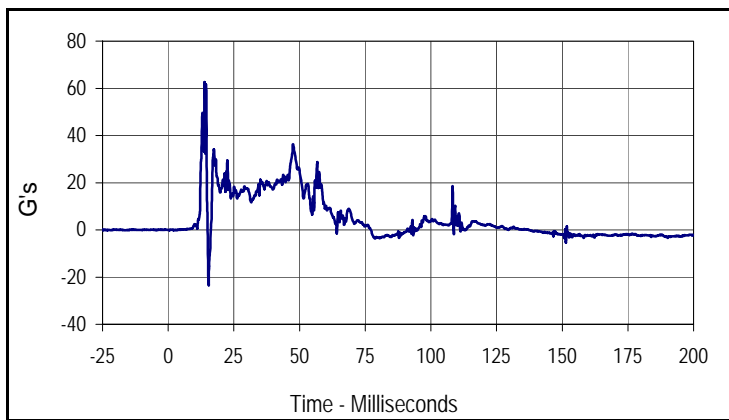
| Curve Description | | | |
|----------------------------------|------|-----------|-------|
| Passenger Head Resultant Primary | | | |
| CURNO | Type | SAE Class | Units |
| 023 | RES | 1000 | G's |
| Max | Time | Min | Time |
| 62.6 | 49.6 | 0.0 | 1.3 |

Test Vehicle: 2008 Mitsubishi Lancer 4-Door Sedan
 Test Program: 55/28 km/h Side Impact NCAP

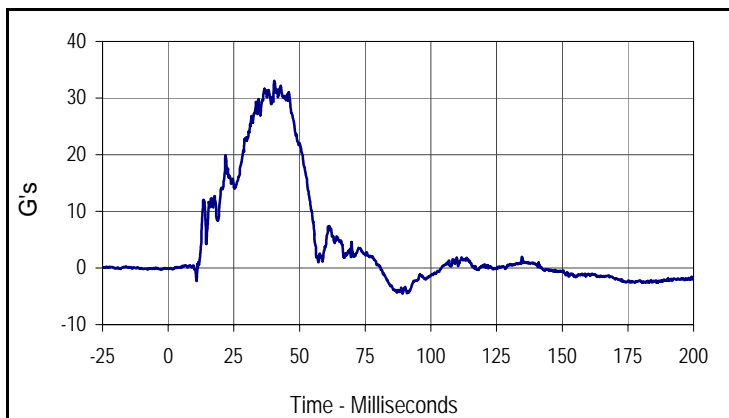
Test Date: 5/30/07
 NHTSA No.: B85600



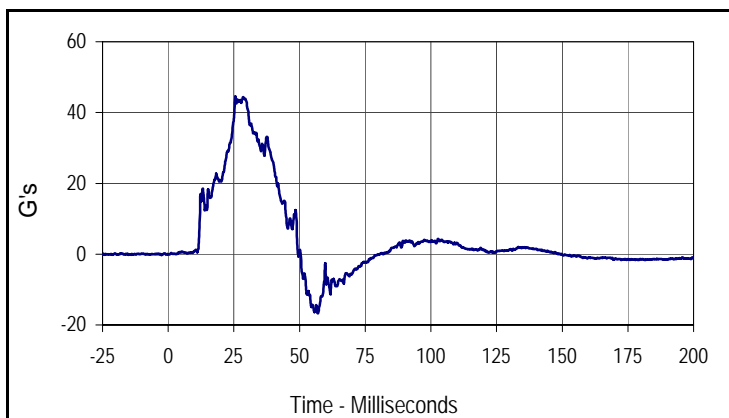
| Curve Description | | | |
|----------------------------|------|-----------|-------|
| Driver Upper Rib Y Primary | | | |
| CURNO | Type | SAE Class | Units |
| 013 | FIL | 1000 | G's |
| Max | Time | Min | Time |
| 65.3 | 12.9 | -17.4 | 14.1 |



| Curve Description | | | |
|----------------------------|------|-----------|-------|
| Driver Lower Rib Y Primary | | | |
| CURNO | Type | SAE Class | Units |
| 014 | FIL | 1000 | G's |
| Max | Time | Min | Time |
| 62.5 | 13.9 | -23.5 | 15.4 |



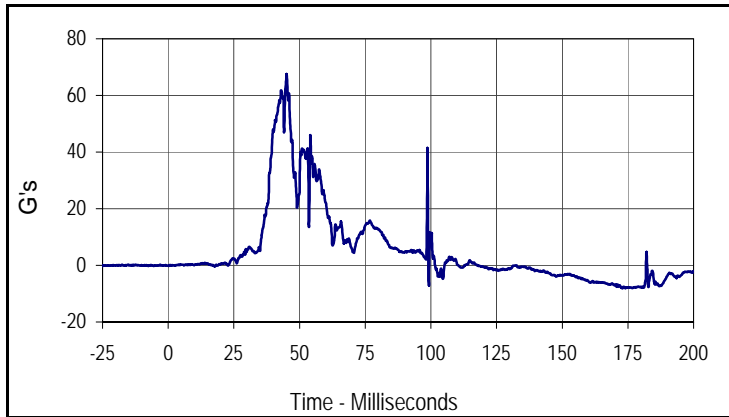
| Curve Description | | | |
|------------------------------|------|-----------|-------|
| Driver Lower Spine Y Primary | | | |
| CURNO | Type | SAE Class | Units |
| 015 | FIL | 1000 | G's |
| Max | Time | Min | Time |
| 33.0 | 40.4 | -4.5 | 89.3 |



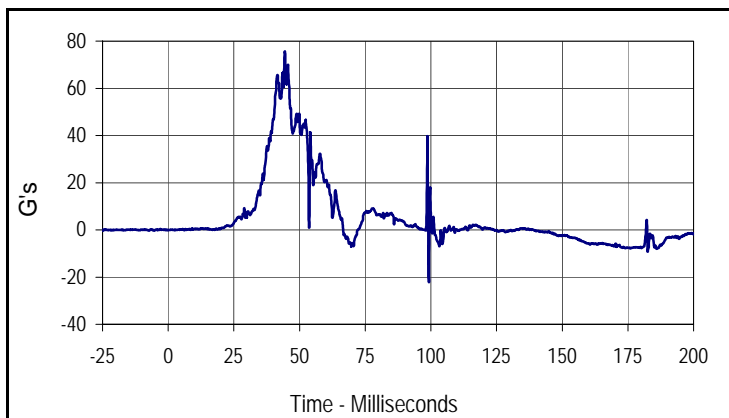
| Curve Description | | | |
|-------------------------|------|-----------|-------|
| Driver Pelvis Y Primary | | | |
| CURNO | Type | SAE Class | Units |
| 013 | RES | 1000 | G's |
| Max | Time | Min | Time |
| 44.6 | 25.5 | -16.8 | 57.0 |

Test Vehicle: 2008 Mitsubishi Lancer 4-Door Sedan
 Test Program: 55/28 km/h Side Impact NCAP

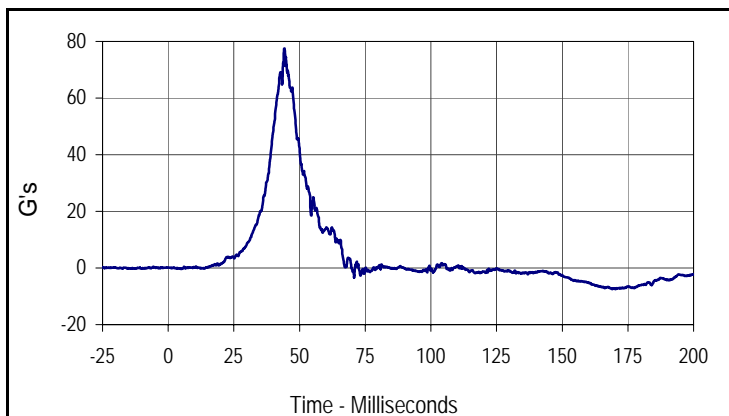
Test Date: 5/30/07
 NHTSA No.: B85600



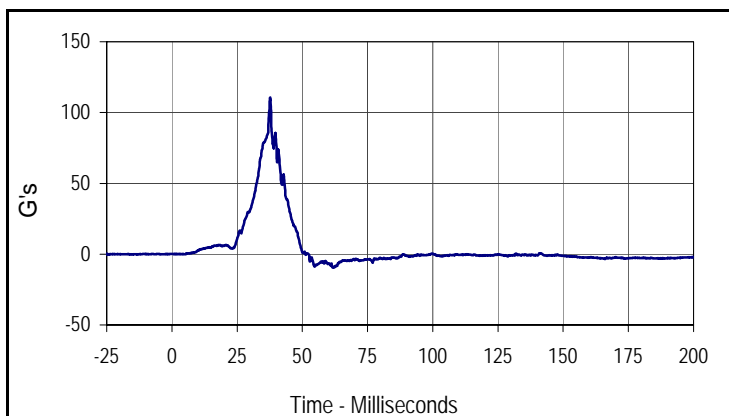
| Curve Description | | | |
|-------------------------------|------|-----------|-------|
| Passenger Upper Rib Y Primary | | | |
| CURNO | Type | SAE Class | Units |
| 035 | FIL | 1000 | G's |
| Max | Time | Min | Time |
| 67.6 | 45.1 | -8.2 | 172.9 |



| Curve Description | | | |
|-------------------------------|------|-----------|-------|
| Passenger Lower Rib Y Primary | | | |
| CURNO | Type | SAE Class | Units |
| 036 | FIL | 1000 | G's |
| Max | Time | Min | Time |
| 75.7 | 44.4 | -22.1 | 99.2 |



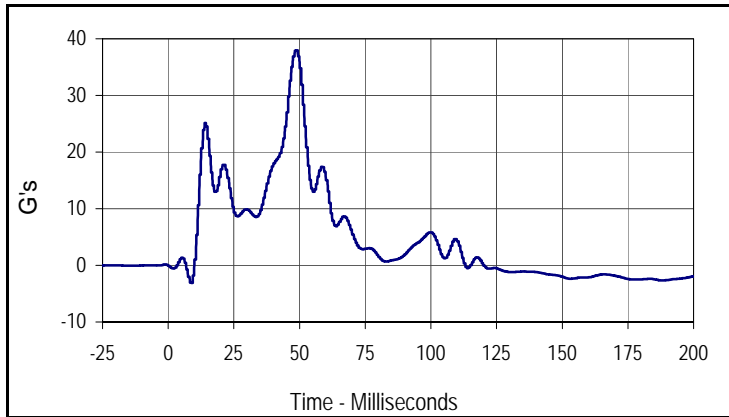
| Curve Description | | | |
|---------------------------------|------|-----------|-------|
| Passenger Lower Spine Y Primary | | | |
| CURNO | Type | SAE Class | Units |
| 037 | FIL | 1000 | G's |
| Max | Time | Min | Time |
| 77.5 | 44.2 | -7.5 | 170.3 |



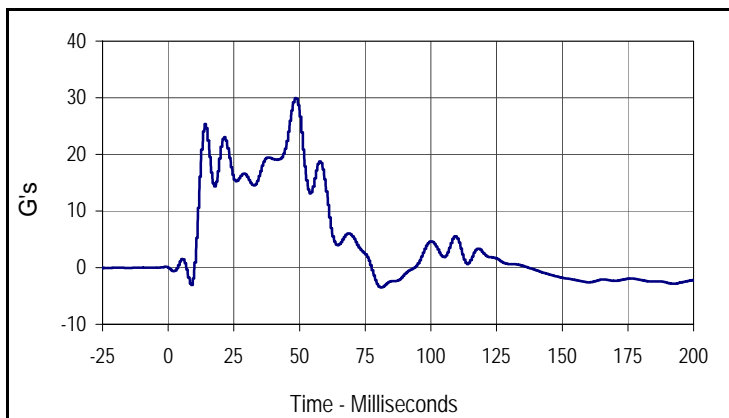
| Curve Description | | | |
|----------------------------|------|-----------|-------|
| Passenger Pelvis Primary Y | | | |
| CURNO | Type | SAE Class | Units |
| 035 | RES | 1000 | G's |
| Max | Time | Min | Time |
| 110.7 | 37.7 | -9.5 | 61.7 |

Test Vehicle: 2008 Mitsubishi Lancer 4-Door Sedan
 Test Program: 55/28 km/h Side Impact NCAP

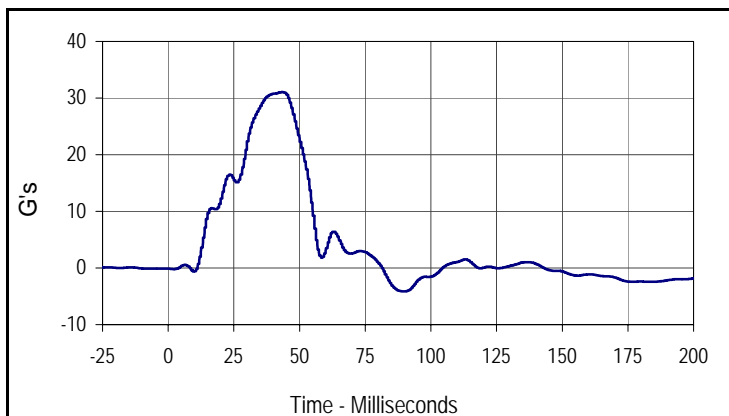
Test Date: 5/30/07
 NHTSA No.: B85600



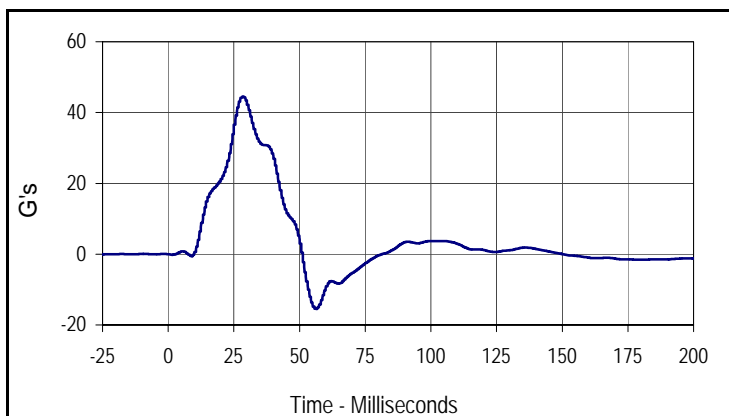
| Curve Description | | | |
|----------------------------|------|-----------|-------|
| Driver Upper Rib Y Primary | | | |
| CURNO | Type | SAE Class | Units |
| 013 | FIR | FIR100 | G's |
| Max | Time | Min | Time |
| 37.9 | 48.8 | -3.1 | 8.8 |



| Curve Description | | | |
|----------------------------|------|-----------|-------|
| Driver Lower Rib Y Primary | | | |
| CURNO | Type | SAE Class | Units |
| 014 | FIR | FIR100 | G's |
| Max | Time | Min | Time |
| 30.0 | 48.2 | -3.5 | 80.7 |



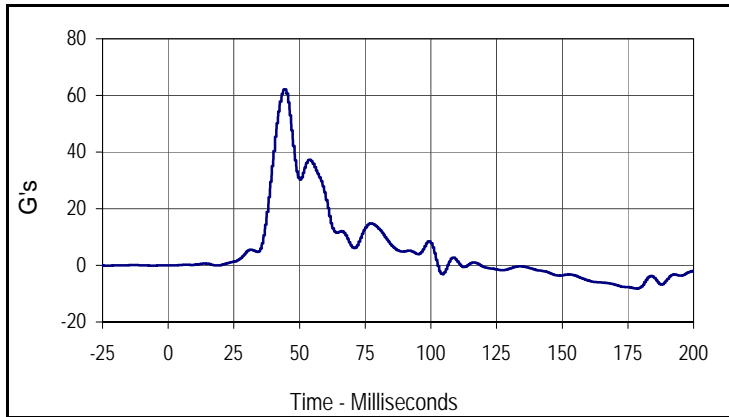
| Curve Description | | | |
|------------------------------|------|-----------|-------|
| Driver Lower Spine Y Primary | | | |
| CURNO | Type | SAE Class | Units |
| 015 | FIR | FIR100 | G's |
| Max | Time | Min | Time |
| 31.1 | 43.2 | -4.2 | 89.4 |



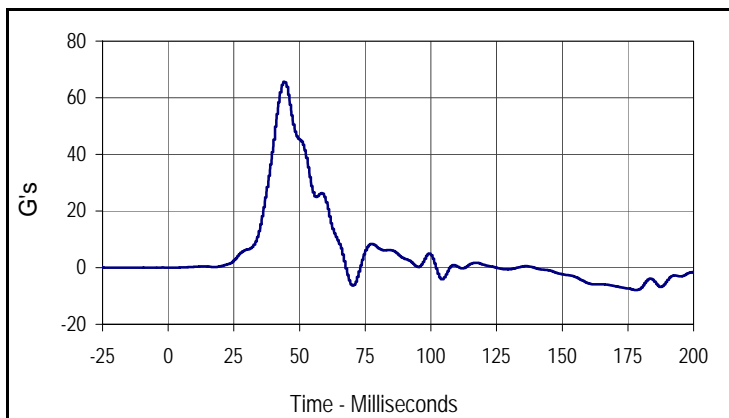
| Curve Description | | | |
|-------------------------|------|-----------|-------|
| Driver Pelvis Y Primary | | | |
| CURNO | Type | SAE Class | Units |
| 016 | FIR | FIR100 | G's |
| Max | Time | Min | Time |
| 44.5 | 28.2 | -15.5 | 56.3 |

Test Vehicle: 2008 Mitsubishi Lancer 4-Door Sedan
 Test Program: 55/28 km/h Side Impact NCAP

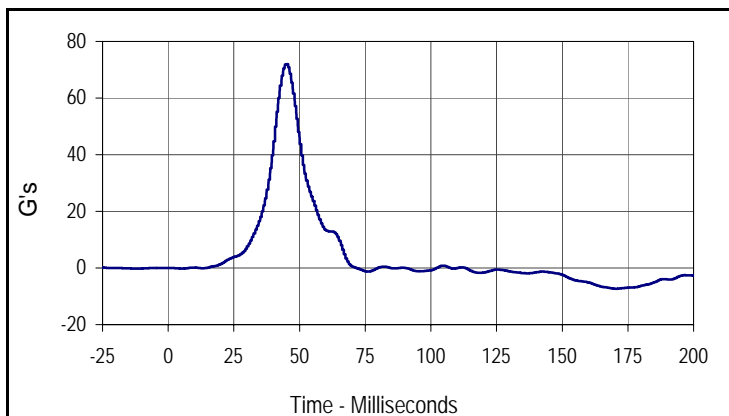
Test Date: 5/30/07
 NHTSA No.: B85600



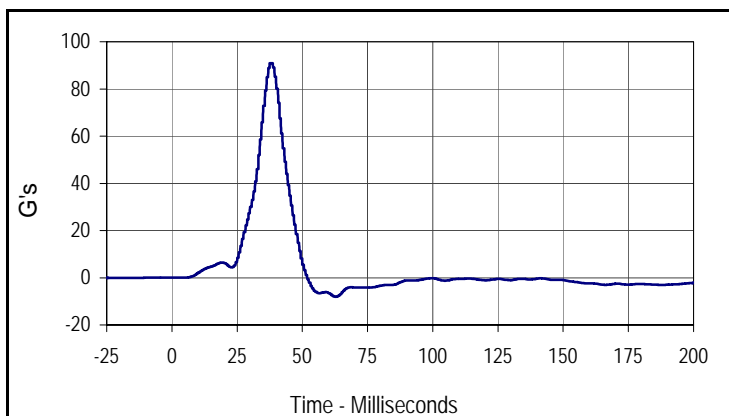
| Curve Description | | | |
|-------------------------------|------|-----------|-------|
| Passenger Upper Rib Y Primary | | | |
| CURNO | Type | SAE Class | Units |
| 035 | FIR | FIR100 | G's |
| Max | Time | Min | Time |
| 62.1 | 44.4 | -8.2 | 178.2 |



| Curve Description | | | |
|-------------------------------|------|-----------|-------|
| Passenger Lower Rib Y Primary | | | |
| CURNO | Type | SAE Class | Units |
| 036 | FIR | FIR100 | G's |
| Max | Time | Min | Time |
| 65.7 | 43.8 | -8.0 | 178.2 |



| Curve Description | | | |
|---------------------------------|------|-----------|-------|
| Passenger Lower Spine Y Primary | | | |
| CURNO | Type | SAE Class | Units |
| 037 | FIR | FIR100 | G's |
| Max | Time | Min | Time |
| 72.0 | 45.0 | -7.3 | 170.7 |



| Curve Description | | | |
|----------------------------|------|-----------|-------|
| Passenger Pelvis Primary Y | | | |
| CURNO | Type | SAE Class | Units |
| 038 | FIR | FIR100 | G's |
| Max | Time | Min | Time |
| 91.0 | 38.2 | -8.1 | 62.5 |