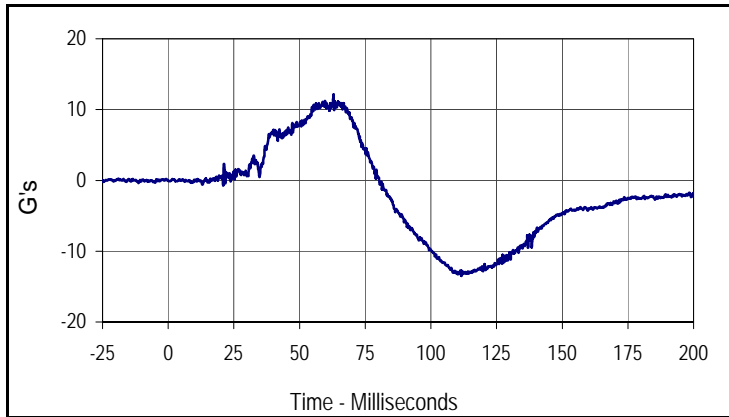
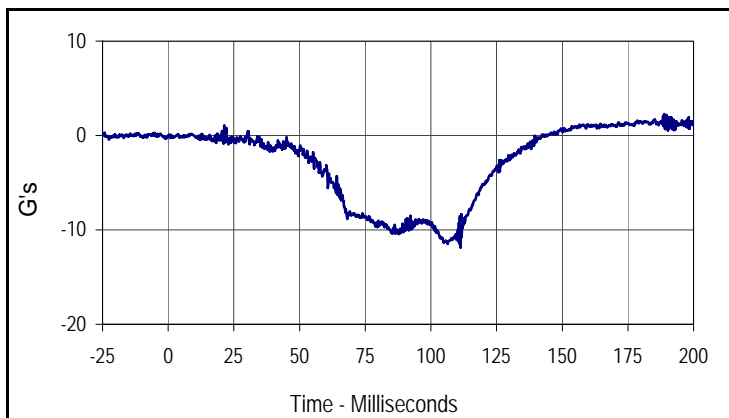


Test Vehicle: 2007 Ford Explorer XLT 5-Door MPV  
 Test Program: 55/28 km/h Side Impact NCAP

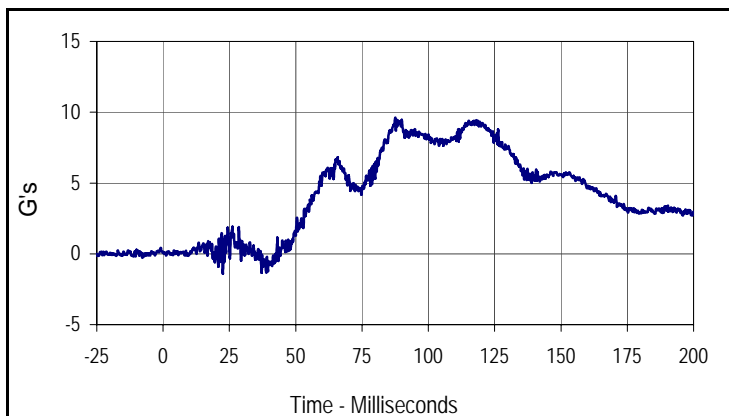
Test Date: 6/8/07  
 NHTSA No.: F80200



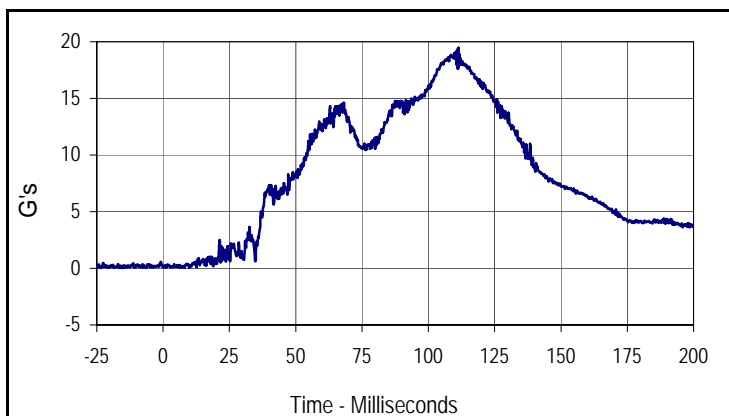
Curve Description			
CRABI Head X (P3)			
CURNO	Type	SAE Class	Units
072	FIL	1000	G's
Max	Time	Min	Time
12.2	62.9	-13.5	111.5



Curve Description			
CRABI Head Y (P3)			
CURNO	Type	SAE Class	Units
073	FIL	1000	G's
Max	Time	Min	Time
2.3	188.8	-11.8	111.3



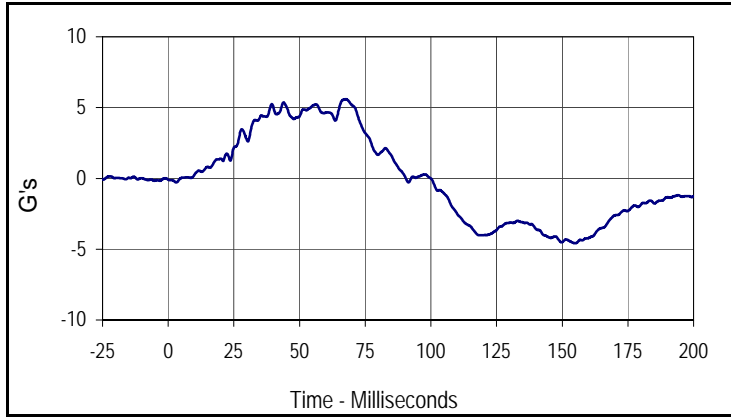
Curve Description			
CRABI Head Z (P3)			
CURNO	Type	SAE Class	Units
074	FIL	1000	G's
Max	Time	Min	Time
9.6	87.5	-1.4	22.5



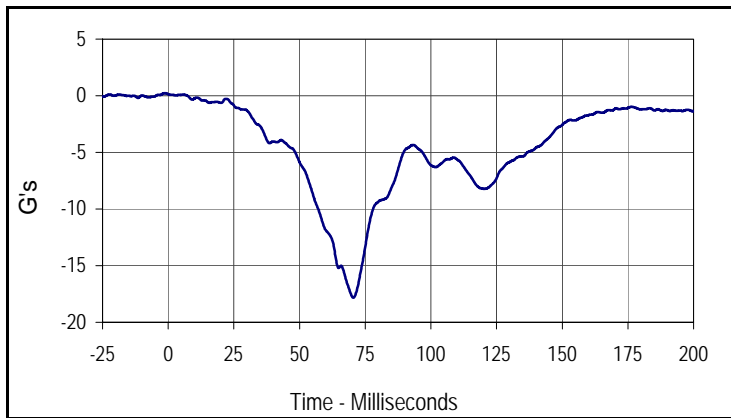
Curve Description			
CRABI Head Resultant (P3)			
CURNO	Type	SAE Class	Units
072	RES	1000	G's
Max	Time	Min	Time
19.5	111.3	0.1	6.9

Test Vehicle: 2007 Ford Explorer XLT 5-Door MPV  
 Test Program: 55/28 km/h Side Impact NCAP

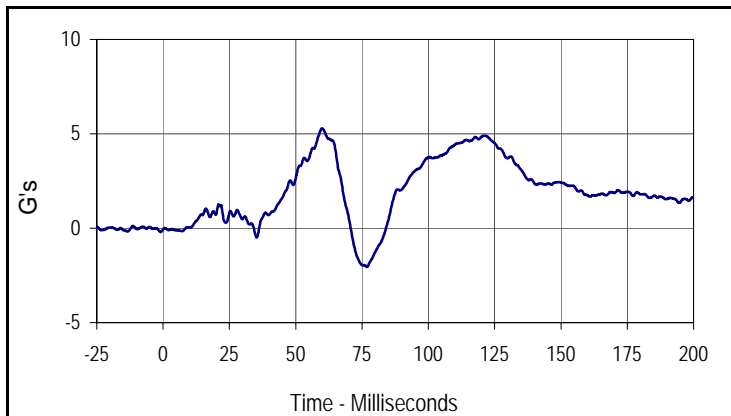
Test Date: 6/8/07  
 NHTSA No.: F80200



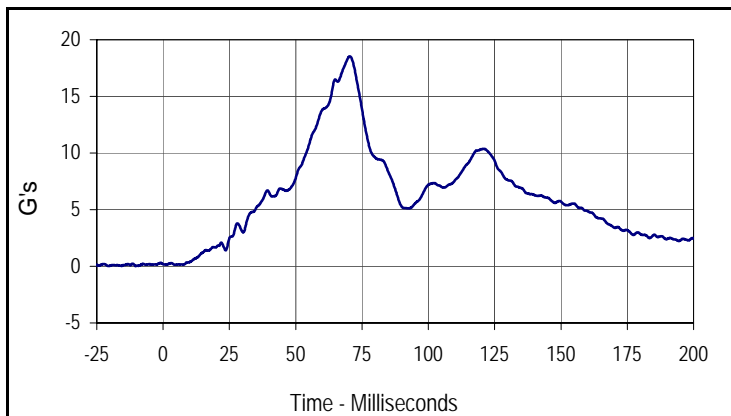
Curve Description			
CRABI Chest X (P3)			
CURNO	Type	SAE Class	Units
082	FIL	180	G's
Max	Time	Min	Time
5.6	67.7	-4.6	155.0



Curve Description			
CRABI Chest Y (P3)			
CURNO	Type	SAE Class	Units
083	FIL	180	G's
Max	Time	Min	Time
0.1	0.0	-17.8	70.5



Curve Description			
CRABI Chest Z (P3)			
CURNO	Type	SAE Class	Units
084	FIL	180	G's
Max	Time	Min	Time
5.3	60.0	-2.1	76.9



Curve Description			
CRABI Chest Resultant (P3)			
CURNO	Type	SAE Class	Units
082	RES	180	G's
Max	Time	Min	Time
18.5	70.4	0.1	4.6