



Figure A-1: Left Front $\frac{3}{4}$ View, as Received



Figure A-2: Right Rear ¾ View, as Received

MFD. BY FORD MOTOR CO.

DATE: 01/07
FRONT GAWR: 2960LB
1343KG
P235/70R16
16X7.0J
AT 240 kPa/ 35 PSI COLD


GVWR: 6180LB/ 2803KG
REAR GAWR: 3400LB
1542KG
P235/70R16
16X7.0J
AT 240 kPa/ 35 PSI COLD

WITH TIRES RIMS
WITH TIRES RIMS

THIS VEHICLE CONFORMS TO ALL APPLICABLE FEDERAL MOTOR VEHICLE SAFETY STANDARDS IN EFFECT ON THE DATE OF MANUFACTURE SHOWN ABOVE.

VIN: 1FMEU73E47UA98118
TYPE: MPV

F0199
T0721



EXT PNT:	YZ	RC:	71	DSO:			
WB	INT TR	TP/PS	R	AXLE	TR	SPR	6U51A
114	RL		A	46	V	EECC	40B
		1200701193752		UTC		▽5U5A-1520472-BA	

Figure A-3: Manufacturer's Label



TIRE AND LOADING INFORMATION

SEATING CAPACITY TOTAL : 5 FRONT: 2 REAR: 3

The combined weight of occupants and cargo should never exceed : **667 kg or 1471 lbs.**

▽5U5A-1532-AA (TLU)

TIRE	SIZE	COLD TIRE PRESSURE	SEE OWNERS MANUAL FOR ADDITIONAL INFORMATION
FRONT	P235/70R16	240 KPA, 35 PSI	
REAR	P235/70R16	240 KPA, 35 PSI	
SPARE	P235/70R16	240 KPA, 35 PSI	

1FMEU73E47UA98118



Figure A-4: Tire Placard



Figure A-5: Pre-Test Front View



Figure A-6: Post-Test Front View



Figure A-7: Pre-Test Left Front ¾ View



Figure A-8: Post-Test Left Front $\frac{3}{4}$ View



Figure A-9: Pre-Test Left Side View



Figure A-10: Post-Test Left Side View



Figure A-11: Pre-Test Left Rear $\frac{3}{4}$ View



Figure A-12: Post-Test Left Rear ¾ View



A-13

TR-P27148-01-NC

Figure A-13: Pre-Test Rear View



Figure A-14: Post-Test Rear View



A-15

TR-P27148-01-NC

Figure A-15: Pre-Test Right Rear ¾ View



A-16

TR-P27148-01-NC

Figure A-16: Post-Test Right Rear $\frac{3}{4}$ View



Figure A-17: Pre-Test Right Side View



Figure A-18: Post-Test Right Side View



A-19

TR-P27148-01-NC

Figure A-19: Pre-Test Right Front 3/4 View



A-20

TR-P27148-01-NC

Figure A-20: Post-Test Right Front $\frac{3}{4}$ View



Figure A-21: Pre-Test Overhead View



Figure A-22: Post-Test Overhead View



06 / 08 / 07
2007 FORD
EXPLORER XLT
(5Dr MPV)

F80200
06 / 08 / 07
2007 FORD
EXPLORER XLT
5DR MPV

rcar.gov

Figure A-23: Pre-Test Overhead Close-up View



Figure A-24: Post-Test Overhead Close-up View



Figure A-25: Pre-Test Left Impact Point




Figure A-26: Post-Test Left Impact Point



**F80200
55/28 km/h 90°
SIDE IMPACT**

**06 / 08 / 07
2007 FORD
EXPLORER XLT
(5Dr MPV)**

safercar.gov

EXPLORER

Figure A-27: Pre-Test Front ¾ View of Left Side Door



Figure A-28: Post-Test Front ¾ View of Left Side Door



Figure A-29: Pre-Test Rear $\frac{3}{4}$ View of Left Side Door



Figure A-30: Post-Test Rear ¾ View of Left Side Door



Figure A-31: Pre-Test Left Front Door



Figure A-32: Post-Test Left Front Door



Figure A-33: Pre-Test Left Rear Door



Figure A-34: Post-Test Left Rear Door



Figure A-35: Pre-Test Driver Dummy (Door Open)

This Space Intentionally Left Blank



Figure A-36: Pre-Test Driver Dummy (Through Window)



Figure A-37: Post-Test Driver Dummy (Through Window)



Figure A-38: Pre-Test Driver Dummy Clearance From Door



Figure A-39: Post-Test Driver Dummy Clearance From Door



Figure A-40: Pre-Test Driver Dummy Right Side View



Figure A-41: Post-Test Driver Dummy Right Side View



Figure A-42: Pre-Test Front Door Panel (Interior)



Figure A-43: Post-Test Front Door Panel (Interior)



Figure A-44: Pre-Test Passenger Dummy Left Side (Door Open)

This Space Intentionally Left Blank



Figure A-45: Pre-Test Passenger Dummy Left Side (Through Window)



Figure A-46: Post-Test Passenger Dummy Left Side (Through Window)



Figure A-47: Pre-Test Passenger Dummy Clearance From Door

NI L01111111
(5Dr MPV)



Figure A-48: Post-Test Passenger Dummy Clearance From Door



Figure A-50: Post-Test Passenger Dummy Right Side View



Figure A-51: Pre-Test Rear Door Panel (Interior)



Figure A-52: Post-Test Rear Door Panel (Interior)



Figure A-53: Pre-Test Front View of Deformable Barrier



Figure A-54: Post-Test Front View of Deformable Barrier



A-55

TR-P27148-01-NC

Figure A-55: Pre-Test Top View of Deformable Barrier




Figure A-56: Post-Test Top View of Deformable Barrier



Figure A-57: Pre-Test Right Side View of Deformable Barrier




Figure A-58: Post-Test Right Side View of Deformable Barrier

A-59

TR-P27148-01-NC



Figure A-59: Pre-Test Left Side View of Deformable Barrier



Figure A-60: Post-Test Left Side View of Deformable Barrier



Figure A-61: Vehicle on Rollover Device (0°)



Figure A-62: Vehicle on Rollover Device (90°)



Figure A-63: Vehicle on Rollover Device (180°)




Figure A-64: Vehicle on Rollover Device (270°)

A-64

TR-P27148-01-NC



Figure A-65: Vehicle Impact