

REPORT NUMBER: 214-CAL-06-01

**SAFETY COMPLIANCE TESTING FOR FMVSS 214
SIDE IMPACT PROTECTION
INDICANT**

**FUJI HEAVY INDUSTRIES, LTD.
2006 SUBARU B9 TRIBECA
MPV**

NHTSA NUMBER: C65502

**PREPARED BY:
CALSPAN CORPORATION
P.O. BOX 400
BUFFALO, NEW YORK 14225**



Test Date: September 13, 2005

FINAL REPORT

**PREPARED FOR:
U.S. DEPARTMENT OF TRANSPORTATION
NATIONAL HIGHWAY TRAFFIC SAFETY ADMINISTRATION
RULEMAKING
OFFICE OF CRASHWORTHINESS STANDARDS
MAIL CODE: NVS-111
400 SEVENTH STREET, SW, ROOM 5311
WASHINGTON, D.C. 20590**

This final test report was prepared for the U.S. Department of Transportation, National Highway Traffic Safety Administration, in response to Contract Number DTNH22-02-D-01114.

This publication is distributed by the U.S. Department of Transportation, National Highway Traffic Safety Administration, in the interest of information exchange. The opinions, findings and conclusions expressed in this publication are those of the author(s) and not necessarily those of the Department of Transportation or the National Highway Traffic Safety Administration. The United States Government assumes no liability for its contents or use thereof. If trade or manufacturers' names or products are mentioned it is only because they are considered essential to the object of the publication and should not be construed as an endorsement. The United States Government does not endorse products or manufacturers.

Prepared by: _____
Patrick G. MacDiarmid, Jr., Project
Engineer

Date: _____

Reviewed by: _____
David J. Travale, Program Manager
Transportation Sciences Center

Date: _____

Technical Report Documentation Page

1. Report No. 214-CAL-06-01		2. Government Accession No.		3. Recipient's Catalog No.	
4. Title and Subtitle Final Report of FMVSS 214 Compliance Side Impact Testing of a 2006 Subaru B9 Tribeca MPV NHTSA No.: C65502				5. Report Date September 13, 2005	
				6. Performing Organization Code CAL	
7. Author(s) Patrick G. MacDiarmid, Jr., Project Engineer				8. Performing Organization Report No. 8675-F214-26	
9. Performing Organization Name and Address Calspan Corporation Transportation Sciences Center P.O. Box 400 Buffalo, New York 14225				10. Work Unit No.	
				11. Contract or Grant No. DTNH22-03-D-22005	
12. Sponsoring Agency Name and Address U.S. Department of Transportation National Highway Traffic Safety Administration Office of Vehicle Safety Compliance 400 Seventh Street, SW, Room 6111 Washington, D.C. 20590				13. Type of Report and Period Covered: Final Report September 2005	
				14. Sponsoring Agency Code NVS-220	
15. Supplementary Notes					
16. Abstract A 55/28 km/h 90° Moving Deformable Barrier FMVSS 214 Indicant side impact was conducted on the subject 2006 Subaru B9 Tribeca MPV to obtain new car assessment and research data indicant of FMVSS No. 214D performance. The test was conducted at the Calspan Corporation Transportation Sciences Center in Buffalo, New York, on September 13, 2005. The impact velocity of the Moving Deformable Barrier (MDB) was 62.2 km/h, and the ambient temperature at the struck side (driver side) of the vehicle was 21°C. The target vehicle's maximum post test static crush was 287 mm at level 3. The test vehicle's occupant performance is as follows:					
		<u>DRIVER</u>		<u>PASS.</u>	
Left Upper Rib (LUR) Accel., g		21.26		30.10	
Left Lower Rib (LLR) Accel., g		29.39		38.08	
Lower Spine (T ₁₂) Accel., g		33.59		46.12	
Thoracic Trauma Index (TTI)		31		42	
Pelvis (PEV) Accel., g		52		59	
HIC		181.5		222.1	
The doors on the struck side of the vehicle did not separate from the body at the hinges or latches and the opposite doors did not open during the side impact event.					
17. Key Words Compliance Testing Side Impact Protection FMVSS 214 Side Impact Dummy (SID)				18. Distribution Statement <u>Copies of this report are available from:</u> National Highway Traffic Safety Administration Technical Reference Division (TIS) Room 5108 (NPO-230) 400 Seventh St., S.W. Washington, D.C. 20590 Telephone No. (202) 366-4946	
19. Security Class. (of this report) Unclassified		20. Security Class. (of this page) Unclassified		21. No. of Pages 121	22. Price

TABLE OF CONTENTS

<u>Section</u>		<u>Page No.</u>
1	Purpose and Test Procedure	1-1
2	Summary of FMVSS 214 Indicant Side Impact Test	2-1
<u>Data Sheet No.</u>		<u>Page No.</u>
1	General Test and Vehicle Parameter Data	2-3
2	Test Vehicle Tire Information	2-5
3	Test Vehicle Information	2-6
4	Moving Deformable Barrier (MDB) Summary of Results	2-8
5	Post Test Observations	2-9
6	Vehicle Pre-Test and Post Test Measurements	2-10
7	SID/HIII Longitudinal Clearance Dimensions	2-11
8	SID/HIII Lateral Clearance Dimensions	2-12
9	Vehicle Side Measurements	2-13
10	Vehicle Exterior Crush Profiles	2-14
11	Vehicle Damage Profile Distances	2-15
12	Deformable Barrier Honeycomb Face Static Crush	2-16
13	Vehicle Accelerometer Locations	2-17
14	MDB Accelerometer Locations	2-18
15	Vehicle Structural Measurements	2-19
16	High Speed Camera Locations and Data	2-20
17	Summary of FMVSS 301 Data	2-21
<u>Appendix</u>		<u>Page No</u>
A	Photographs	A-1
B	SID/HIII, Vehicle and MDB Response Data	B-1
C	SID/HIII Configuration and Performance Verification Data	C-1
D	Test Equipment and Calibration Information	D-1

SECTION 1
PURPOSE AND TEST PROCEDURE

PURPOSE

This side impact test is part of the FMVSS 214 Side Impact Protection Compliance Test Program sponsored by the National Highway Traffic Safety Administration (NHTSA) under Contract No. DTNH22-02-D-01114. The purpose of this indicant test was to evaluate side impact protection in a 2006 Subaru B9 Tribeca MPV when tested at the New Car Assessment Program (NCAP) target test velocity of 62.0 kph, which is 8 kph faster than the target velocity required by the Office of Vehicle Safety Compliance's Laboratory Test Procedure (TP-214D-06, dated July 26, 2001).

SECTION 2

SUMMARY OF FMVSS 214 INDICANT SIDE IMPACT TEST

This Side Impact Protection Indicant Test was performed at the New Car Assessment Program (NCAP) target test velocity of 62.0 kph, which is 8 kph faster than the target velocity required by the Office of Vehicle Safety Compliance's Laboratory Test Procedure (TP-214D-06, dated July 26, 2001).

A model year 2006 Subaru B9 Tribeca MPV was impacted on the left (driver's) side by a Moving Deformable Barrier (MDB) which was moving forward in a 27° crabbed position to the tow road guidance system at a velocity of 62.2 km/h. The specified impact velocity range is from 61.1 to 62.7 km/h. The test (target) vehicle was stationary and positioned 63° to the line of forward motion. The weight of the vehicle as tested was 2126.0 kg and the test weight of the MDB was 1362.5 kg. The test was conducted at the Calspan Corporation Transportation Sciences Center on September 13, 2005.

One (1) real-time motion picture camera and nine (9) high-speed motion picture cameras were used to document the impact event. The pre-test and post-test conditions were recorded by one (1) real-time motion picture camera. Camera locations and pertinent camera information are documented in the data sheets. Pre- and post-test photographs of the vehicle and Side Impact Dummies (SID/HIII's) can be found in Appendix A.

Two 50th percentile adult male SID/HIII's were placed in the driver (P1) and left rear passenger (P4) designated seating positions according to instructions specified in the Laboratory Test Procedure for New Car Assessment Program Side Impact Testing dated July 1997. Each SID/HIII was instrumented in the following locations:

- Left Upper Rib (LUR) uni-axial accelerometer (Y-axis primary and redundant)
- Left Lower Rib (LLR) uni-axial accelerometer (Y-axis primary and redundant)
- Lower Thoracic Spine (T12) uni-axial accelerometer (Y-axis primary and redundant)
- Pelvic (PEV) section uni-axial accelerometer (Y-axis primary and redundant)
- Head Center of Gravity (CG) tri-axial accelerometers (X, Y and Z axes primary and redundant)
- Upper Neck load cell (Fx, Fy, Fz, Mx, My, Mz)

The test vehicle was instrumented with twenty-five (25) structural accelerometers and the MDB was instrumented with six (5) accelerometers.

2.2 GENERAL COMMENTS

The test vehicle sustained a maximum static crush of 287 mm at level 3, 1590 mm rearward of the left vertical impact point. The driver and passenger SID/HIII's, Serial Nos. 905 and 906 respectively, were calibrated just prior to this test.

Test summaries and post-test observations are presented in Section 3. The vehicle, camera, and occupant measurements are presented in Section 4. Appendix A contains the still photograph prints. Appendix B contains the driver and passenger SID/HIII's, vehicle, and MDB response data traces. Appendix C contains the SID/HIII's configuration and performance verification data. Appendix D contains the test equipment information.

The occupant data is summarized below:

ATD position	HIC(36)	T ₁	T ₂	TTI (G's)	Peak Pelvis (G's)
Driver	181.5	54.0	80.1	31	52
Passenger	222.1	59.5	89.3	42	59

SUPPLEMENTAL RESTRAINT INFORMATION

Restraint Type	Left Front (Driver)		Left Rear (Passenger)	
	Installed	Deployed	Installed	Deployed
Front Airbag	Yes	No	No	N/A
Side Torso Airbag	Yes	Yes	No	N/A
Side Head/Torso Combination Airbag	No	N/A	No	N/A
Curtain Airbag	Yes	Yes	Yes	Yes

The test instrumentation data listed in Appendix B can be found on the NHTSA website:
www.nhtsa.dot.gov.

DATA SHEET NO. 1

GENERAL TEST AND VEHICLE PARAMETER DATA

Test Vehicle:	2006 Subaru B9 Tribeca	NHTSA No.	C65502
Test Program:	FMVSS 214 Indicant Side Impact	Test Date:	September 13, 2005

TEST VEHICLE INFORMATION AND VEHICLE OPTIONS

Make	Fuji Heavy Industries, Ltd.	Driver Front Airbag	Yes
Model	B9 Tribeca	Driver Side Curtain Airbag	Yes
Body Style	MPV	Driver Side Torso Airbag	Yes
NHTSA No.	C65502	Driver Pretensioners	Yes
VIN	4S4WX83C264403257	Driver Load Limiters	Yes
Color	Gold	Driver Power Seats	Yes
Engine Disp.(L)	3.0	Rear Pass. Side Curtain Airbag	Yes
Engine Cylinders	6	Rear Pass. Side Torso Airbag	No
Engine Placement	Longitudinal	Rear Pass. Pretensioners	No
Transmission Type	Automatic	Rear Pass. Load Limiters	No
Transmission Speeds	5	Rear Pass. Power Seats	No
Final Drive	All Wheel Drive	Tilt Wheel	Yes
Air Conditioning	Yes	Anti-lock Brakes	Yes
Power Steering	Yes	Traction Control	Yes
Power Brakes	Yes	Power Windows	Yes
Delivery Date	08/25/2005	Power Door Locks	Yes
Odometer Reading (km)	204	Automatic Door Locks (ADL)	No
Dealer	Van Bortel Motorcar, Inc.	Owner's Manual Details Instructions on Disabling ADLs	NA

DATA FROM CERTIFICATION LABEL

Manufactured By	Fuji Heavy Industries, Ltd.	GVWR (kg)	2586
		GAWR Front (kg)	1368
Date of Manufacture	05/05	GAWR Rear (kg)	1515

VEHICLE CAPACITY DATA

Measured Parameter	Front	Rear	Third	Total
Type of Seats	Bucket	Split Bench		
Number Of Occupants	2	3		5
Capacity Wt. (VCW) (kg)				408
Cargo Wt. (RCLW) (kg)				67.8

DATA SHEET NO. 1 (continued)

GENERAL TEST AND VEHICLE PARAMETER DATA

Test Vehicle: 2006 Subaru B9 Tribeca NHTSA No. C65502
 Test Program: FMVSS 214 Indicant Side Impact Test Date: September 13, 2005

TEST VEHICLE WEIGHTS

	Units	As Delivered (UVW) (Axle)			Fully Loaded (Axle)			As Tested (ATW) (Axle)		
		Front	Rear	Total	Front	Rear	Total	Front	Rear	Total
Left	kg	539.0	429.5		585.5	535.5		577.0	539.5	
Right	kg	525.5	410.5		537.0	478.0		543.0	466.5	
Ratio	%	55.9	44.1		52.6	47.4		52.7	47.3	
Totals	kg	1064.5	840.0	1904.5	1122.5	1013.5	2136.0	1120.0	1006.0	2126.0

TARGET TEST WEIGHT CALCULATION

Measured Parameter	Units	Value
Total Delivered Weight (UVW)	kg	1904.5
Weight of 2 P572E ATDs (81.2 kg each)	kg	162.4
Rated Cargo/Luggage Weight (RCLW)	kg	67.8
Calculated Vehicle Target Weight (TVTW)	kg	2134.7

* Actual As Tested Weight (ATW) will be TVTW -4.5/-9.1 kg

Weight of Ballast (including instrumentation package and cameras): 59.1 kg

TEST VEHICLE ATTITUDES

	Units	LF	RF	LR	RR
As Delivered	mm	803	810	810	809
Fully Loaded	mm	790	802	784	791
As Tested	mm	791	804	783†	793

† - Test attitude allowed with permission of COTR

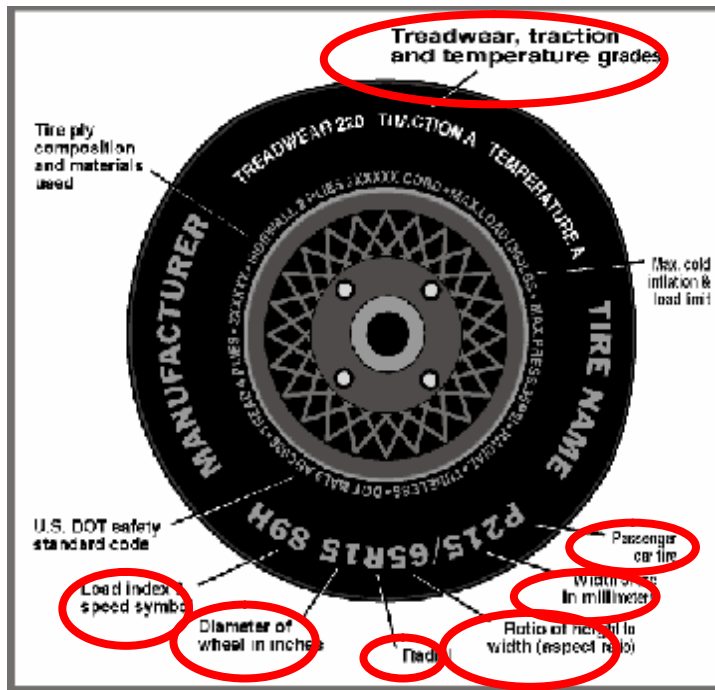
TEST VEHICLE VERTICAL IMPACT LINE AND CG

Measurement Description	Units	Value
Test Vehicle Wheel Base	mm	2756
Target Impact Point Aft of Front Axle	mm	438
Actual Impact Point Aft of Front Axle	mm	434
As Tested CG (aft of front axle)	mm	1304.11

DATA SHEET NO. 2

TEST VEHICLE TIRE INFORMATION

Test Vehicle:	2006 Subaru B9 Tribeca	NHTSA No.	C65502
Test Program:	FMVSS 214 Indicant Side Impact	Test Date:	September 13, 2005



DATA FROM TIRE PLACARD

Measured Parameter	Front	Rear
Maximum Tire Pressure (kPa)	300	300
Cold / Test Pressure (kPa)	230	220
Recommended Tire Size	P255/55R18	P255/55R18
Tire Size on Vehicle	P255/55R18	P255/55R18
Tire Manufacturer	Goodyear	Goodyear
Tire Name	Eagle LS	Eagle LS
Tire Type	P	P
Tire Width (mm)	255	255
Ratio of Height to Width (aspect ratio)	55	55
Radial	R	R
Wheel Diameter	18	18
Load Index & Speed Symbol	104H	104H
Treadwear	400	400
Traction Grade	A	A
Temperature Grade	A	A

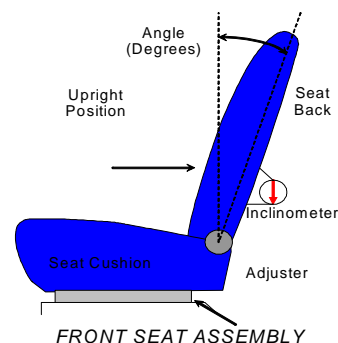
DATA SHEET NO. 3

TEST VEHICLE INFORMATION

Test Vehicle:	2006 Subaru B9 Tribeca	NHTSA No.	C65502
Test Program:	FMVSS 214 Indicant Side Impact	Test Date:	September 13, 2005

NORMAL DESIGN RIDING POSITION

The driver and passenger seat back is positioned to the manufacturer's designated angle.

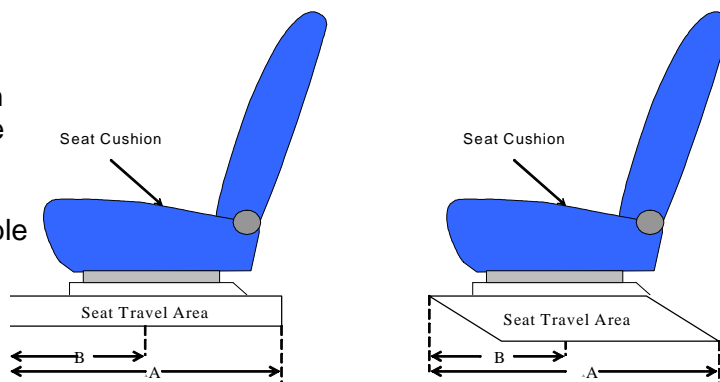


SEAT BACK POSITION

	Driver Seat	Rear Seat
Test Detent (forward-most detent defined as 0)	Electronic	7
Angle (deg. from forward-most locking position)	12° rearward	14
Alternative Measurements to Verify Test Position	N/A	NA

SEAT FORE/AFT POSITIONS

The total seat travel was measured from forward most position to rearmost position irrespective of vertical seat height in those positions. The seat was set at the longitudinal mid position with vertical adjustment at the lowest position obtainable for both the driver and passenger.



SEAT FORE/AFT POSITION

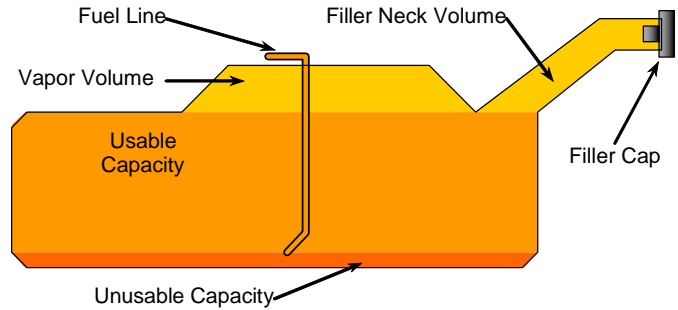
	Driver Seat	Rear Seat
Total Fore/Aft Travel (A) (mm)	260	200
Test Position (B) (mm)	130	100
Test Detent (forward-most detent defined as 0)	Electronic Adjuster	5
Total Number of Detents (including 0)	N/A	10

DATA SHEET NO. 3 (CONTINUED)
TEST VEHICLE INFORMATION

Test Vehicle: 2006 Subaru B9 Tribeca NHTSA No. C65502
 Test Program: FMVSS 214 Indicant Side Impact Test Date: September 13, 2005

FUEL SYSTEM INFORMATION

The test vehicle is equipped with an electric fuel pump. The fuel pump operates for approximately two seconds after the ignition is placed in the "ON" position, after which the fuel pump automatically shuts off. The fuel filler door is located on the left rear fender. The standard fuel tank occupies the area under the rear seat.



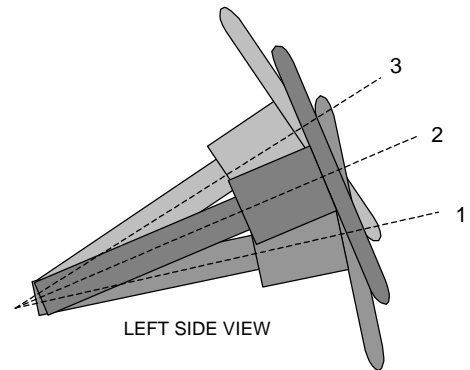
VEHICLE FUEL TANK ASSEMBLY

FUEL TANK CAPACITY

	Liters
Usable Capacity of "Standard" Fuel Tank	64
Usable Capacity of "Optional" Fuel Tank	N/A
Stoddard Used For Test (92%-94% of Fuel Tank Usable Capacity)	59.4

STEERING COLUMN ADJUSTMENT

Steering wheel and column adjustments are made so that the steering wheel hub is at the geometric center of the locus it describes when moved through its full range of motion. An aluminum plate is placed across the rim of the steering wheel, an inclinometer is placed on the plate and the angle is measured.



STEERING COLUMN ASSEMBLY

STEERING COLUMN POSITION

	Fore/Aft Position (mm)	Tilt (degrees)	Tilt (detent)
Lowermost Position No. 1	NA	29	N/A
Geometric Center Position No. 2 *	NA	27.5	N/A
Uppermost Position No. 3	NA	26	N/A

DATA SHEET NO. 4**MOVING DEFORMABLE BARRIER (MDB) SUMMARY OF RESULTS**

Test Vehicle:	2006 Subaru B9 Tribeca	NHTSA No.	C65502
Test Program:	FMVSS 214 Indicant Side Impact	Test Date:	September 13, 2005

MDB SPECIFICATIONS

Measurement Description	Length (mm)
Overall Width of Framework Carriage	1250
Overall Length Including Honeycomb Face	4120
Wheel base of Framework Carriage	2590
Tread of Framework Carriage (front & rear)	1875
C.G. Location aft of Front Axle	1104

MDB WEIGHTS

	Units	Front Axle	Rear Axle	Total
Left	kg	409.5	281.5	
Right	kg	372.5	299.0	
Ratio	%	57.4	42.6	
Totals	kg	782.0	580.5	1362.5

MDB SPEED AND IMPACT ANGLE DATA

Measured Parameter	Units	Requirement	Value
Trap No. 1 Velocity (Primary)	km/h	61.1 to 62.7	62.2
Trap No. 2 Velocity (Redundant)	km/h	61.1 to 62.7	62.2

POST TEST OBSERVATIONS**MDB LEFT EDGE IMPACT POINT DATA**

Measured Parameter	Units	Requirement	Value
Horizontal Offset	mm	+/- 50	4 mm forward
Vertical Offset	mm	+/-20	12 mm below

DATA SHEET NO. 5

POST TEST OBSERVATIONS

Test Vehicle: 2006 Subaru B9 Tribeca NHTSA No. C65502
 Test Program: FMVSS 214 Indicant Side Impact Test Date: September 13, 2005

TEST DUMMY INFORMATION AND CONTACT POINTS

Description	Front Seat SID/HIII	Rear Seat SID/HIII
Dummy Type / Serial No.	SID/HIII / 905	SID/HIII / 906
Head Contact	The top and left side of the head to the side curtain airbag; The back of the head to the head restraint.	The top and left side of the head to the side curtain airbag; The back of the head to the head restraint.
Upper Torso Contact	Side Airbag	Door Trim Panel
Lower Torso Contact	Side Airbag	Door Trim Panel
Left Knee Contact	Door Trim Panel	Door Trim Panel
Right Knee Contact	Left Knee	Left Knee

POST TEST DOOR OPENING AND SEAT TRACK INFORMATION

Description	Front	Rear
Locked/Unlocked Doors	Doors were unlocked	Doors were unlocked
Left Side Door Opening	Door remained closed and latched	Door remained closed and latched
Right Side Door Opening	Door remained closed and latched; Door opened without tools	Door remained closed and latched; Door opened without tools
Seat Movement	0	0
Seat Back Failure	None	None

POST TEST STRUCTURAL OBSERVATIONS

Critical Areas of Performance	Observations and Conclusions
Pillar Performance	No Separation
Sill Separation	None
Windshield Damage	None
Window Damage	None
Other Notable Effects	None

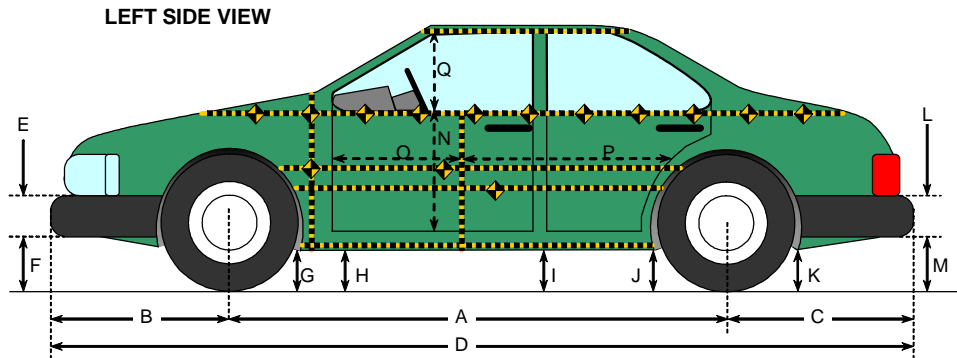
SUPPLEMENTAL RESTRAINT INFORMATION

Restraint Type	Left Front (Driver)		Left Rear (Passenger)	
	Installed	Deployed	Installed	Deployed
Front Airbag	Yes	No	No	N/A
Side Torso Airbag	Yes	Yes	No	N/A
Head Bag	No	N/A	No	N/A
Curtain Airbag	Yes	Yes	Yes	Yes

DATA SHEET NO. 6

VEHICLE PRE-TEST AND POST-TEST MEASUREMENTS

Test Vehicle:	2006 Subaru B9 Tribeca	NHTSA No.:	C65502
Test Program:	FMVSS 214 Indicant Side Impact	Test Date:	September 13, 2005



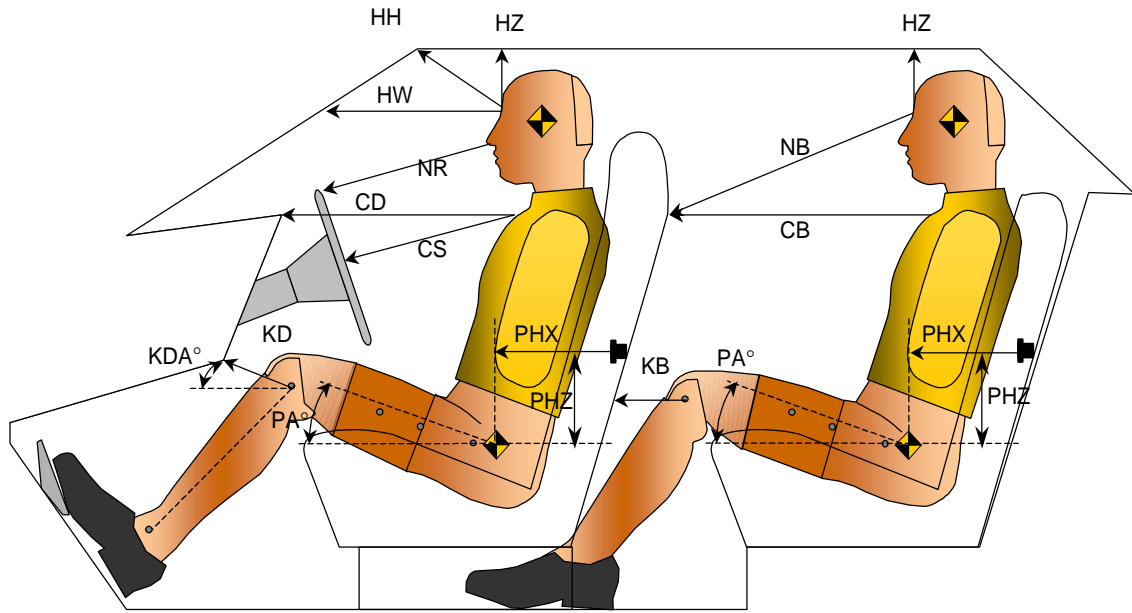
All Measurements in mm

Code	Measurement Description	Pre-Test (delivered)	Pre-Test (as tested)	Post-Test (as tested)	Difference
A	Wheelbase	2754	2756	2746	10
B	Front Axle to FSOV	1001	-	1023	-22
C	Rear Axle to RSOV	1070	-	1054	16
D	Total Length at Centerline	4825	4825	4823	2
E	Front Bumper Thickness	315	315	315	0
F	Front Bumper Bottom to Ground	262	257	272	-15
G	Sill Height at Front Wheel Well	247	231	222	9
H	Sill Height at Front Door Leading Edge	247	231	225	6
I	Sill Height at "B" Pillar	257	237	242	-5
J1	Sill Height at Rear Wheel Well	240	217	226	-9
J2	Pinch Weld Height at Rear Wheel Well	263	240	250	-10
K	Sill Height Aft of Rear Wheel Well	299	270	268	2
L	Rear Bumper Thickness	333	333	333	0
M	Rear Bumper Bottom to Ground	375	348	351	-3
N	Sill Height to Window Bottom Sill	796	796	719	77
O	Front Door Leading Edge to Impact CL	758	758	794	-36
P	Rear Door Trailing Edge to Impact CL	1232	1232	1097	135
Q	Front Window Opening	464	464	488	-24
R	Right Side Length	4706	4706	4705	1
S	Left Side Length	4704	4704	4705	-1
T	Vehicle Width at "B" Post	1825	1825	1735	90

DATA SHEET NO. 7

SID/HIII LONGITUDINAL CLEARANCE DIMENSIONS

Test Vehicle:	2006 Subaru B9 Tribeca	NHTSA No.	C65502
Test Program:	FMVSS 214 Indicant Side Impact	Test Date:	September 13, 2005

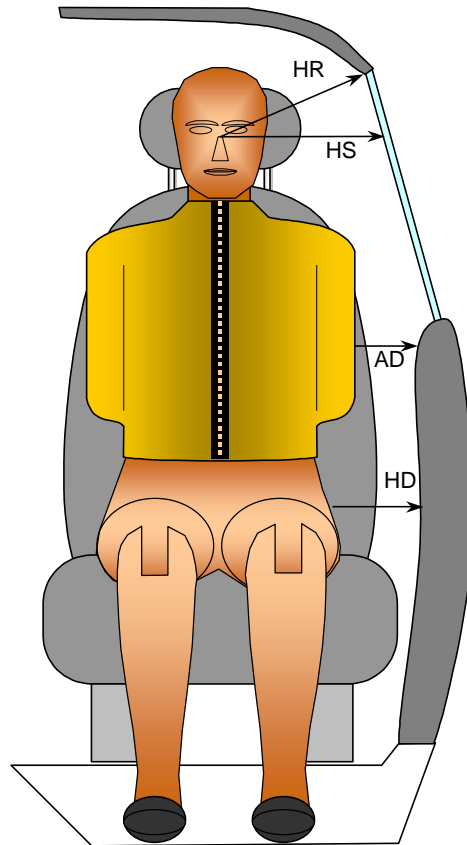


Driver Code	Pass. Code	Measurement Description	Driver S/N 905		Passenger S/N 906	
			Length(mm)	Angle(°)	Length(mm)	Angle(°)
HH		Head to Header	462			
HW		Head to Windshield	740			
HZ	HZ	Head to Roof	206		172	
NR	NB	Nose to Rim/Nose to Seatback	506		532	
CD	CB	Chest to Dash or Seatback	550		449	
CS		Chest to Steering Wheel	340			
KDL	KBL	Left Knee to Dash or Seatback	180	21	137	0
KDR	KBR	Right Knee to Dash or Seatback	142	32	132	0
PA	PA	Pelvic Angle		23.2		23.8
PHX	PHX	H-Point to Striker (X-Axis)	170		215	
PHZ	PHZ	H-Point to Striker (Z-Axis)	79		216	

DATA SHEET NO. 8

SID/HIII LATERAL CLEARANCE DIMENSIONS

Test Vehicle: 2006 Subaru B9 Tribeca NHTSA No. C65502
 Test Program: FMVSS 214 Indicant Side Impact Test Date: September 13, 2005



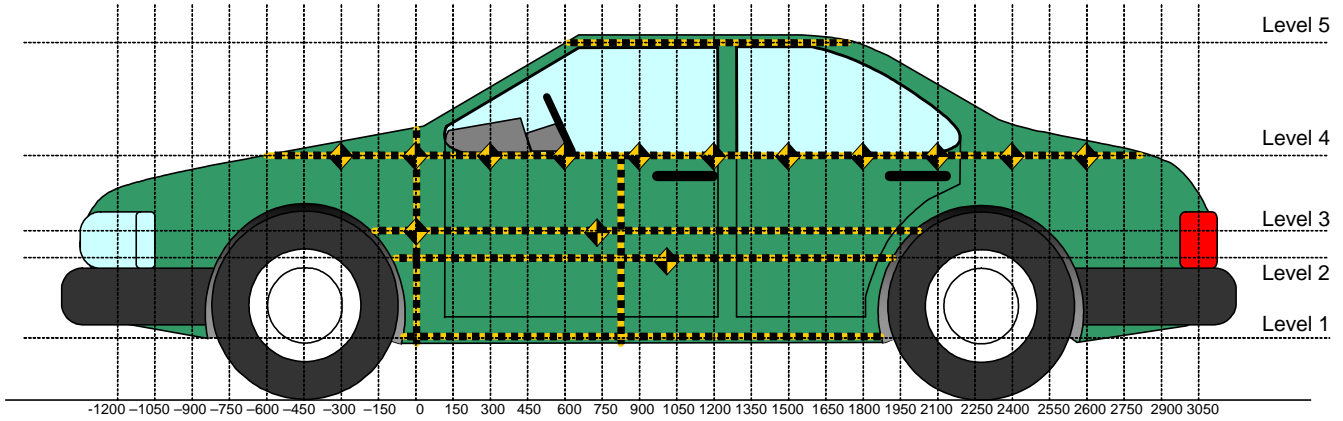
FRONT VIEW OF DUMMY

Code	Measurement Description	Units	Driver S/N 905	Passenger S/N 906
HR	Head to Side Header	mm	197	175
HS	Head to Side Window	mm	347	340
AD ₁	Arm to Door (at upper rib level)	mm	125	125
AD ₂	Arm to Door (at lower rib level)	mm	139	135
HD	H-Point to Door	mm	160	134

DATA SHEET NO. 9

VEHICLE SIDE MEASUREMENTS

Test Vehicle: 2006 Subaru B9 Tribeca NHTSA No. C65502
 Test Program: FMVSS 214 Indicant Side Impact Test Date: September 13, 2005



All Measurements Shown in mm

LEFT SIDE VIEW

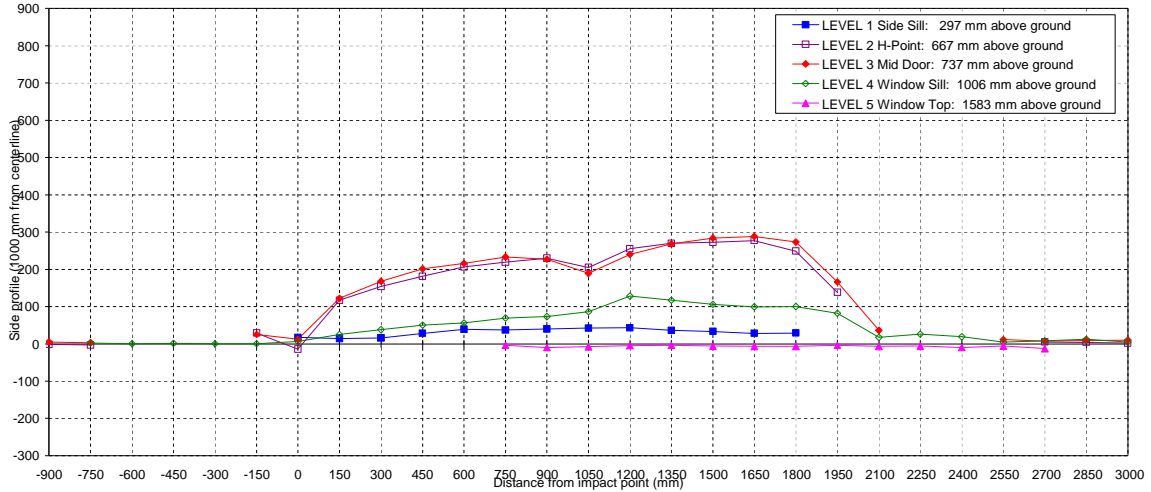
Measurements are taken with vehicle in the as tested condition.
 Measurements along the vertical 750 mm.
 All measurements below in mm.

Level	Measurement Description	Maximum Exterior Static Crush	Height Above Ground	Distance From Impact
1	Sill Top	43	297	1200
2	Occupant H-Point	277	667	1650
3	Mid Door	288	737	1650
4	Window Sill	128	1006	1200
5	Window	-4	1583	750
	Maximum Penetration	288		

DATA SHEET NO. 10

VEHICLE EXTERIOR CRUSH PROFILES

Test Vehicle: 2006 Subaru B9 Tribeca NHTSA No. C65502
 Test Program: FMVSS 214 Indicant Side Impact Test Date: September 13, 2005



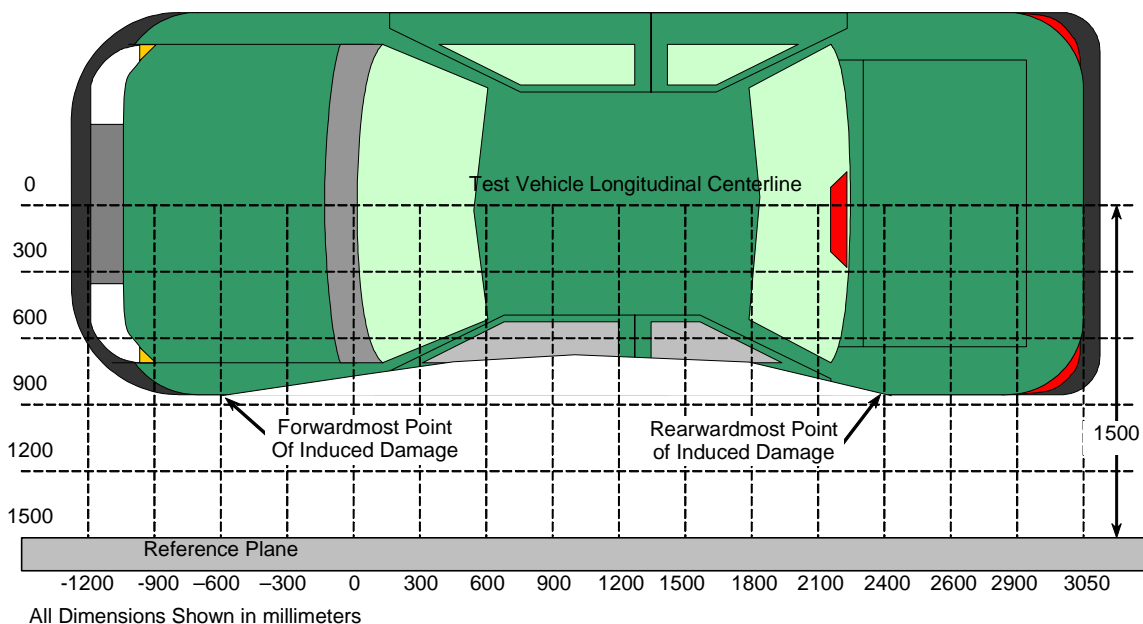
NOTE: All dimensions are in millimeters with a tolerance of ±3 mm

		DISTANCE IN MILLIMETERS (mm) FROM IMPACT POINT																											
LEVEL	HEIGHT (mm)	-900	-750	-600	-450	-300	-150	0	150	300	450	600	750	900	1050	1200	1350	1500	1650	1800	1950	2100	2250	2400	2550	2700	2850	3000	
LEVEL 1 SIDE SILL	297	PRE	--	--	--	--	--	129	171	174	173	172	173	174	174	173	173	173	175	158	--	--	--	--	--	--	--	--	
		POST	--	--	--	--	--	146	185	190	201	211	210	214	216	216	209	206	203	187	--	--	--	--	--	--	--	--	
		CRUSH	N/A	N/A	N/A	N/A	N/A	N/A	17	14	16	28	39	37	40	42	43	36	33	28	29	N/A	N/A	N/A	N/A	N/A	N/A	N/A	
LEVEL 2 H POINT	667	PRE	141	75	--	--	65	115	105	102	99	102	98	101	102	100	99	103	104	101	79	--	--	--	--	108	145	180	
		POST	139	72	--	--	94	101	222	256	280	308	317	331	307	355	369	375	381	350	217	--	--	--	--	113	149	182	
		CRUSH	-2	-3	N/A	N/A	N/A	29	-14	117	154	181	206	219	230	205	255	270	272	277	249	138	N/A	N/A	N/A	N/A	5	4	2
LEVEL 3 MID DOOR	737	PRE	145	88	--	--	72	94	99	96	96	96	96	95	100	96	99	97	99	102	87	69	--	--	80	122	149	184	
		POST	150	91	--	--	97	106	221	264	297	312	329	322	289	336	367	381	387	375	253	105	--	--	91	129	158	194	
		CRUSH	5	3	N/A	N/A	N/A	25	12	122	168	201	216	233	227	189	240	268	284	288	273	166	36	N/A	N/A	11	7	9	10
LEVEL 4 WINDOW SILL	1006	PRE	--	234	197	171	156	148	140	135	128	126	123	119	108	105	115	113	113	116	118	125	128	134	141	151	165	189	223
		POST	--	236	197	172	156	148	146	160	166	176	179	188	181	191	243	230	219	215	218	207	145	160	160	156	173	201	228
		CRUSH	N/A	2	0	1	0	0	6	25	38	50	56	69	73	86	128	117	106	99	100	82	17	26	19	5	8	12	5
LEVEL 5 WINDOW TOP	1583	PRE	--	--	--	--	--	--	--	--	--	--	--	407	351	343	344	344	347	351	357	360	371	380	401	436	509	--	--
		POST	--	--	--	--	--	--	--	--	--	--	--	403	341	335	339	340	341	344	350	356	364	374	391	430	496	--	--
		CRUSH	N/A	N/A	N/A	N/A	N/A	N/A	N/A	N/A	N/A	N/A	N/A	-4	-10	-8	-5	-4	-6	-7	-7	-4	-7	-6	-10	-6	-13	N/A	N/A

DATA SHEET NO. 11

VEHICLE DAMAGE PROFILE DISTANCES

Test Vehicle:	2006 Subaru B9 Tribeca	NHTSA No.:	C65502
Test Program:	FMVSS 214 Indicant Side Impact	Test Date:	September 13, 2005



TOP VIEW

DAMAGE PROFILE DISTANCES

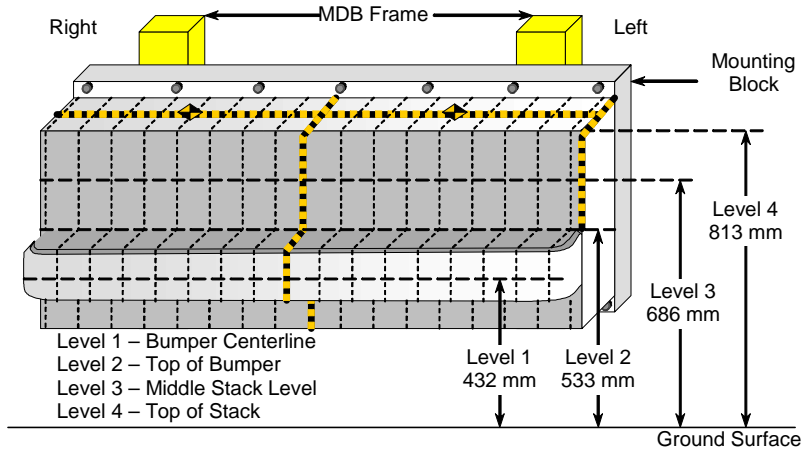
DPD	Distance from Impact Point in mm	Level	Pre-Test (mm)	Post-Test (mm)	Max Static Crush (mm)
1 (LR)	2850	4	189	201	-12
2	2220	4	133	157	-24
3	1590	2	98	385	-287
4	960	2	101	321	-220
5	330	3	96	271	-175
6 (LF)	-300	4	156	156	0

Reference plane is parallel to test vehicle longitudinal centerline.
 Given dimensions = Reference plane to vehicle body.

DATA SHEET NO. 12

DEFORMABLE BARRIER HONEYCOMB FACE STATIC CRUSH

Test Vehicle: 2006 Subaru B9 Tribeca NHTSA No. C65502
 Test Program: FMVSS 214 Indicant Side Impact Test Date: September 13, 2005



NOTE: All dimensions are in millimeters with a tolerance of ±3 mm

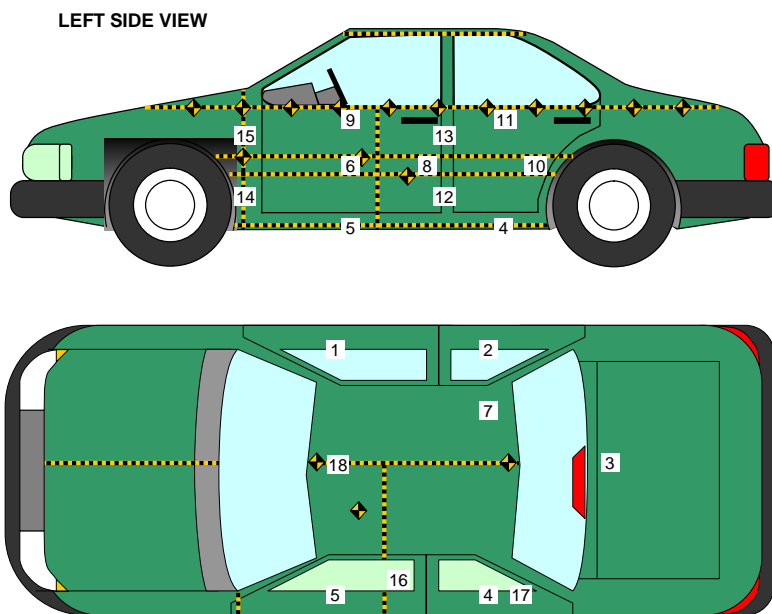
LEVEL	HEIGHT AT CL (mm)*		DISTANCE RIGHT OF CENTER (mm)										DISTANCE LEFT OF CENTER (mm)							
			800	700	600	500	400	300	200	100	0	100	200	300	400	500	600	700	800	
LEVEL 4 TOP STACK	813	PRE	619	619	619	619	619	619	619	619	619	619	619	619	619	619	619	619		
		POST	658	645	638	634	650	671	707	702	676	654	659	656	662	666	686	711	768	
		CRUSH	39	26	19	15	31	52	88	83	57	35	40	37	43	47	67	92	149	
LEVEL 3 MID LEVEL	686	PRE	619	619	619	619	619	619	619	619	619	619	619	619	619	619	619	619		
		POST	656	639	637	634	633	637	635	664	651	627	635	636	638	649	670	692	721	
		CRUSH	37	20	18	15	14	18	16	45	32	8	16	17	19	30	51	73	102	
LEVEL 2 TOP BUMPER	533	PRE	619	619	619	619	619	619	619	619	619	619	619	619	619	619	619	619		
		POST	740	735	726	723	725	715	714	711	712	708	698	698	698	692	693	695	721	
		CRUSH	121	116	107	104	106	96	95	92	93	89	79	79	79	73	74	76	102	
LEVEL 1 MID BUMPER	432	PRE	535	519	518	518	518	518	518	518	518	518	518	518	518	518	519	535		
		POST	771	747	739	738	735	733	730	725	732	711	712	706	707	704	704	704	721	
		CRUSH	236	228	221	220	217	215	212	207	214	193	194	188	189	186	186	185	186	

*Heights measured above ground level.

DATA SHEET NO. 13

VEHICLE ACCELEROMETER LOCATIONS

Test Vehicle:	2006 Subaru B9 Tribeca	NHTSA No.:	C65502
Test Program:	FMVSS 214 Indicant Side Impact	Test Date:	September 13, 2005



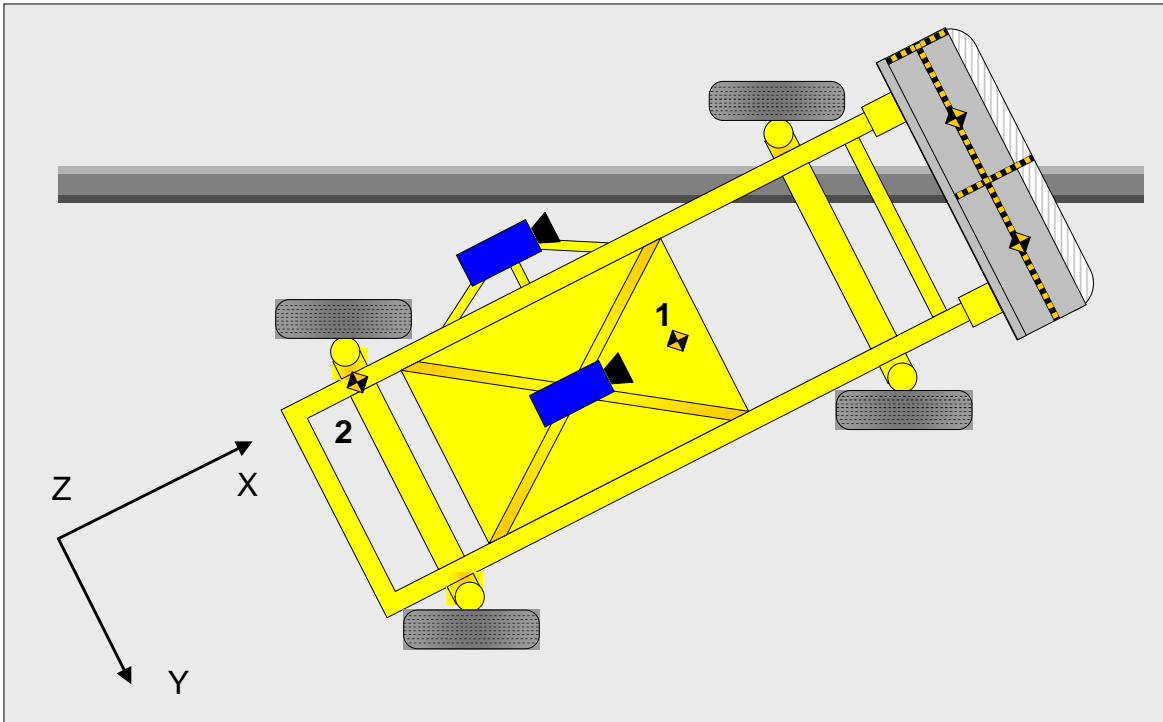
Loc. No.	Accelerometer Location	Measurements (mm)		
		X	Y	Z
1	Right Sill at Front Seat	3061	628	-323
2	Right Sill at Rear Seat	2251	561	-211
3	Rear Floorpan Above Axle	1263	1	-563
4	Left Sill at Rear Door	2245	-558	-309
5	Left Sill at Front Door	3023	-638	-307
6	Left Front Door C/L	-	-	-
7	Rear Occupant Compartment	2177	390	-285
8	Left Front Door Mid-Rear	-	-	-
9	Left Front Door Upper C/L	-	-	-
10	Left Rear Door Mid-Rear	-	-	-
11	Left Rear Door Upper C/L	-	-	-
12	Left Lower B-Post	2251	-718	-432
13	Left Middle B-Post	2218	-695	-1012
14	Left Lower A-Post	3295	-692	-412
15	Left Middle A-Post	3362	-674	-1035
16	Front Seat Track	2436	-555	-375
17	Rear Seat Track or Structure	1943	-529	-433
18	Vehicle CG	2662	70	-574

Reference Points X - Test Vehicle Rear Bumper (+ forward)
 Y - Test Vehicle Centerline (+ to right)
 Z - Ground Plane (+ down)

DATA SHEET NO. 14

MDB ACCELEROMETER LOCATIONS

Test Vehicle: 2006 Subaru B9 Tribeca NHTSA No. C65502
 Test Program: FMVSS 214 Indicant Side Impact Test Date: September 13, 2005



Loc. No.	Accelerometer Location	Measurements (mm)		
		X	Y	Z
1	MDB CG	1859	0	-330
2	MDB Rear	386	-660	-660

Reference Points X - MDB Rear Bumper (+ forward)
 Y - MDB Centerline (+ to right)
 Z - Ground Plane (+ down)

DATA SHEET NO. 15**VEHICLE STRUCTURAL MEASUREMENTS**

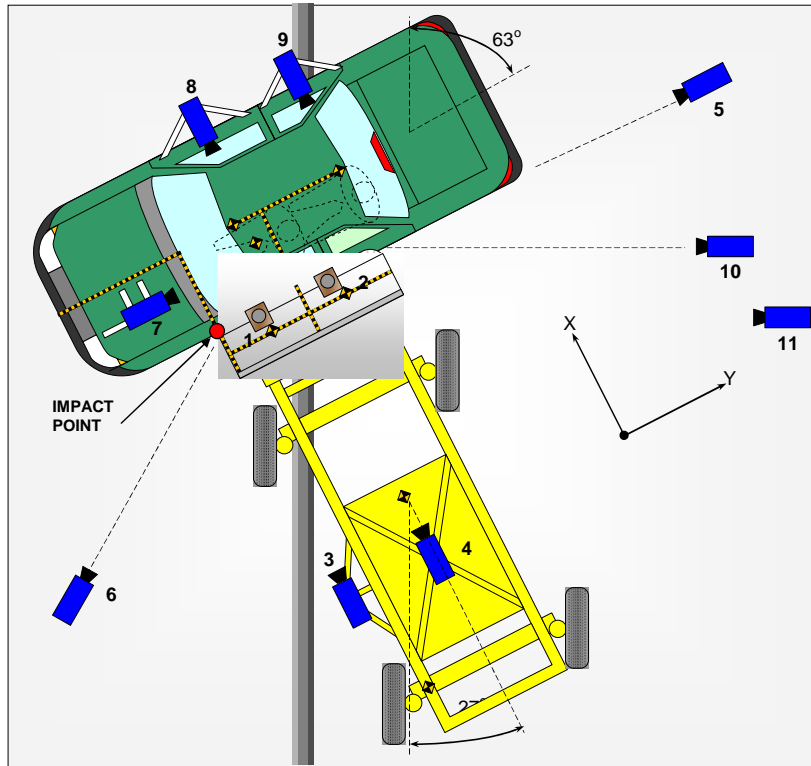
Test Vehicle: 2006 Subaru B9 Tribeca NHTSA No. C65502
 Test Program: FMVSS 214 Indicant Side Impact Test Date: September 13, 2005

	Elements	Pre-Test (mm)
1	Total Length	4825
2	Total Width	1825
3	Bumper Top Height	577
4	Bumper Bottom Height	262
5	Longitudinal Member Top Height	320
6	Distance between Longitudinal Members	850
7	Longitudinal Member Width	55
8	Engine Top Height	975
9	Engine Bottom Height	205
10	Engine and gearbox width	750
11	Front bumper-engine distance	510
12	Front shock absorber fixing height	1000
13	Bonnet leading edge height	1070
14	Front shock absorber fixing width	1170
15	Front bumper – front axle distance	1001
16	Front axle – a pillar distance	430
17	A-pillar – B-pillar distance	920
18	B-Pillar – rear axle distance	1270
19	B-pillar – C-pillar distance	950
20	Roof sill bottom height	1453
21	Roof sill top height	1630
22	Floor sill bottom height	248
23	Floor sill top height	430

DATA SHEET NO. 16

HIGH SPEED CAMERA LOCATIONS AND DATA

Test Vehicle:	2006 Subaru B9 Tribeca	NHTSA No.:	C65502
Test Program:	FMVSS 214 Indicant Side Impact	Test Date:	September 13, 2005



No.	Camera View	Location (mm)			Angle (deg)	Lens (mm)	Film Speed (fps)
		X	Y	Z			
1	Overhead Close-up	72	812	-4880	-90	20	1000
2	Overhead Overall	195	855	-4880	-90	28	1000
3	MDB Onboard, Impact Point Close-up	-1470	0	-847	0	13	1000
4	MDB Onboard, Centerline of Impact	-1140	838	-1587	-17	7.5	1000
5	Right Side, Ground Level, Overall	-137	9428	-1120	-3	25	1000
6	Left Side, Ground Level, Overall	-2115	1824	-970	-4	28	1000
7	Vehicle Onboard Front SID/HIII, Front	629	-525	-1406	-7	25	1000
8	Vehicle Onboard Front SID/HIII, Side	1660	758	-1236	-9	12.5	1000
9	Vehicle Onboard Rear SID/HIII, Side	1663	1691	-1282	-10	12.5	1000
11	Real Time Coverage						30

Reference Points X - Impact Line
 Y - MDB Left Edge Impact Point
 Z - Ground Plane

**DATA SHEET NO. 17
SUMMARY OF FMVSS 301 DATA**

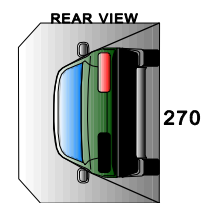
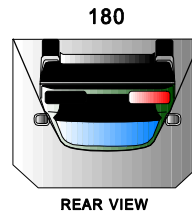
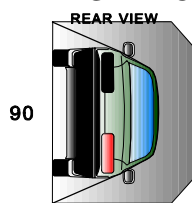
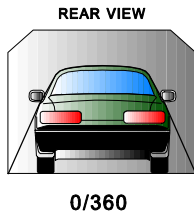
Test Vehicle: 2006 Subaru B9 Tribeca NHTSA No. C65502
 Test Program: FMVSS 214 Indicant Side Impact Test Date: September 13, 2005

FUEL SYSTEM INTEGRITY POST IMPACT DATA

Time Interval	FMVSS 301 Maximum Allowable Spillage	Spillage (g)
Impact Until Motion Ceases	28 g	0
First Five Minutes Following Impact	142 g	0
Next 25 Minutes	28 g / 1 minute	0

Spillage Location(s)	None
----------------------	------

STATIC ROLLOVER DATA



Rollover Stage	Rotation Time (spec. 1 -3 min)				FMVSS 301 Hold Time		Total Time				Next Whole Minute Interval	
	minutes	seconds	minutes	seconds	minutes	seconds	minutes	seconds	minutes	seconds	minutes	seconds
0° - 90°	1	12	5	6	12	7	12	7	12	7	12	7
90° - 180°	1	03	5	6	3	7	3	7	3	7	3	7
180°-270°	1	03	5	6	3	7	3	7	3	7	3	7
270°-360°	1	09	5	6	9	7	9	7	9	7	9	7

Rollover Stage	Spillage (g)			
	First 5 min. from onset of rotation	6 th min.	7 th min.	8 th min. (if required)
0° - 90°	0	0	0	0
90° - 180°	0	0	0	0
180°-270°	0	0	0	0
270°-360°	0	0	0	0
FMVSS 301 Maximum Allowable (for each 90° stage)	142	28	28	28

Rollover Stage	Spillage Location(s)
0° - 90°	None
90° - 180°	None
180°-270°	None
270°-360°	None

APPENDIX A
PHOTOGRAPHS

TABLE OF PHOTOGRAPHS

FIGURE	TITLE	PAGE
A-1	As Received Left Front $\frac{3}{4}$ View	A-4
A-2	As Received Right Rear $\frac{3}{4}$ View	A-4
A-3	Vehicle Certification Label	A-5
A-4	Vehicle Tire Placard Label	A-5
A-5	Pre-Test Front View	A-6
A-6	Post-Test Front View	A-6
A-7	Pre-Test Left Front $\frac{3}{4}$ View	A-7
A-8	Post-Test Left Front $\frac{3}{4}$ View	A-7
A-9	Pre-Test Left Side View	A-8
A-10	Post-Test Left Side View	A-8
A-11	Pre-Test Left Rear $\frac{3}{4}$ View	A-9
A-12	Post-Test Left Rear $\frac{3}{4}$ View	A-9
A-13	Pre-Test Rear View	A-10
A-14	Post-Test Rear View	A-10
A-15	Pre-Test Right Rear $\frac{3}{4}$ View	A-11
A-16	Post-Test Right Rear $\frac{3}{4}$ View	A-11
A-17	Pre-Test Right Side View	A-12
A-18	Post-Test Right Side View	A-12
A-19	Pre-Test Right Front $\frac{3}{4}$ View	A-13
A-20	Post-Test Right Front $\frac{3}{4}$ View	A-13
A-21	Pre-Test Frontal View of MDB Impactor Face	A-14
A-22	Post-Test Frontal View of MDB Impactor Face	A-14
A-23	Pre-Test Left Side View of MDB Impactor Face	A-15
A-24	Post-Test Left Side View of MDB Impactor Face	A-15
A-25	Pre-Test Right Side View of MDB Impactor Face	A-16
A-26	Post-Test Right Side View of MDB Impactor Face	A-16
A-27	Pre-Test Top View of MDB Impactor Face	A-17
A-28	Post-Test Top View of MDB Impactor Face	A-17
A-29	Pre-Test Left Side View of Aligned MDB and Vehicle	A-18
A-30	Pre-Test Right Side View of Aligned MDB and Vehicle	A-18
A-31	Pre-Test Overhead View of Aligned MDB and Vehicle	A-19
A-32	Post-Test Overhead View of MDB and Vehicle	A-19
A-33	Pre-Test Close-Up View of Impact Point Target	A-20
A-34	Post-Test Close-Up View of Impact Point Target	A-20

TABLE OF PHOTOGRAPHS (continued)

FIGURE	TITLE	PAGE
A-35	Pre-Test Right Occupant Compartment View of Driver	A-21
A-36	Post-Test Right Occupant Compartment View of Driver	A-21
A-37	Pre-Test Right Occupant Compartment View of Passenger	A-22
A-38	Post-Test Right Occupant Compartment View of Passenger	A-22
A-39	Pre-Test Left Occupant Compartment View of Driver	A-23
A-40	Post-Test Left Occupant Compartment View of Driver	A-23
A-41	Pre-Test Left Occupant Compartment View of Passenger	A-24
A-42	Post-Test Left Occupant Compartment View of Passenger	A-24
A-43	Pre-Test Left Front Interior Trim	A-25
A-44	Post-Test Left Front Interior Trim	A-25
A-45	Pre-Test Left Rear Interior Trim	A-26
A-46	Post-Test Left Rear Interior Trim	A-26
A-47	Pre-Test Left Front $\frac{3}{4}$ View of Left Side Doors	A-27
A-48	Post-Test Left Front $\frac{3}{4}$ View of Left Side Doors	A-27
A-49	Pre-Test Left Rear $\frac{3}{4}$ View of Left Side Doors	A-28
A-50	Post-Test Left Rear $\frac{3}{4}$ View of Left Side Doors	A-28
A-51	Rollover 90 Degrees	A-29
A-52	Rollover 180 Degrees	A-29
A-53	Rollover 270 Degrees	A-30
A-54	Rollover 360 Degrees	A-30
A-55	Impact Photo	A-31



Figure A-1: As Received Left Front $\frac{3}{4}$ View



Figure A-2: As Received Right Rear $\frac{3}{4}$ View



Figure A-3: Vehicle Certification Label



Figure A-4: Vehicle Tire Placard Label



Figure A-5: Pre-Test Front View



Figure A-6: Post-Test Front View



Figure A-7: Pre-Test Left Front $\frac{3}{4}$ View



Figure A-8: Post-Test Left Front $\frac{3}{4}$ View



Figure A-9: Pre-Test Left Side View



Figure A-10: Post-Test Left Side View



Figure A-11: Pre-Test Left Rear 3/4 View



Figure A-12: Post-Test Left Rear 3/4 View



Figure A-13: Pre-Test Rear View



Figure A-14: Post-Test Rear View



Figure A-15: Pre-Test Right Rear $\frac{3}{4}$ View



Figure A-16: Post-Test Right Rear $\frac{3}{4}$ View



Figure A-17: Pre-Test Right Side View



Figure A-18: Post-Test Right Side View



Figure A-19: Pre-Test Right Front $\frac{3}{4}$ View



Figure A-20: Post-Test Right Front $\frac{3}{4}$ View



Figure A-21: Pre-Test Frontal View of MDB Impactor Face



Figure A-22: Post-Test Frontal View of MDB Impactor Face



Figure A-23: Pre-Test Left Side View of MDB Impactor Face



Figure A-24: Post-Test Left Side View of MDB Impactor Face



Figure A-25: Pre-Test Right Side View of MDB Impactor Face



Figure A-26: Post-Test Right Side View of MDB Impactor Face



Figure A-27: Pre-Test Top View of MDB Impactor Face



Figure A-28: Post-Test Top View of MDB Impactor Face



Figure A-29: Pre-Test Left Side View of Aligned MDB and Vehicle



Figure A-30: Pre-Test Right Side View of Aligned MDB and Vehicle



Figure A-31: Pre-Test Overhead View of Aligned MDB and Vehicle



Figure A-32: Post-Test Overhead View of MDB and Vehicle



Figure A-33: Pre-Test Close-Up View of Impact Point Target



Figure A-34: Post-Test Close-Up View of Impact Point Target



Figure A-35: Pre-Test Right Occupant Compartment View of Driver



Figure A-36: Post-Test Right Occupant Compartment View of Driver



Figure A-37: Pre-Test Right Occupant Compartment View of Passenger



Figure A-38: Post-Test Right Occupant Compartment View of Passenger



Figure A-39: Pre-Test Left Occupant Compartment View of Driver



Figure A-40: Post-Test Left Occupant Compartment View of Driver



Figure A-41: Pre-Test Left Occupant Compartment View of Passenger



Figure A-42: Post-Test Left Occupant Compartment View of Passenger



Figure A-43: Pre-Test Left Front Interior Trim



Figure A-44: Post-Test Left Front Interior Trim



Figure A-45: Pre-Test Left Rear Interior Trim



Figure A-46: Post-Test Left Rear Interior Trim



Figure A-47: Pre-Test Left Front ¾ View of Left Side Doors



Figure A-48: Post-Test Left Front ¾ View of Left Side Doors



Figure A-49: Pre-Test Left Rear $\frac{3}{4}$ View of Left Side Doors




Figure A-50: Post-Test Left Rear $\frac{3}{4}$ View of Left Side Doors



Figure A-51: Rollover 90 Degrees



Figure A-52: Rollover 180 Degrees



Figure A-53: Rollover 270 Degrees



Figure A-54: Rollover 360 Degrees




Figure A-55: Impact Photo

APPENDIX B
SID/HIII, VEHICLE AND MDB RESPONSE DATA
(SAE sign convention)

DATA CHANNEL FILTER CLASS SUMMARY

Data Type	SAE Filter Class
Dummy Head Accelerations	CFC 1000
Rib Accelerations	FIR 100
Spine Accelerations	FIR 100
Pelvis Accelerations	FIR 100

DATA CHANNEL TITLE KEY

Prefix	Suffix
V1 = Vehicle 1 (Moving Barrier)	Ax = Acceleration, X-direction
V2 = Vehicle 2 (Test Vehicle)	Ay = Acceleration, Y-direction
P1 = Left Front Seating Position (Driver)	Az = Acceleration, Z-direction
P4 = Left Second Row Seating Position (Passenger)	Fx = Force, X-direction
A1-A18 = Accelerometer Location Number	Fy = Force, Y-direction
	Fz = Force, Z-direction
	Mx = Moment about X
	My = Moment about Y
	Mz = Moment about Z

TABLE OF DATA PLOTS

PLOT	PLOT NAME[UNITS, CHANNEL FILTER CLASS]	PAGE
1	V2P1 Head Ax [g, CFC_1000]	B-5
2	V2P1 Head Ay [g, CFC_1000]	B-5
3	V2P1 Head Az [g, CFC_1000]	B-5
4	V2P1 Head Ar [g, CFC_1000]	B-5
5	V1P1 Upper Rib Ay [g, FIR_100]	B-6
6	V1P1 Lower Rib Ay [g, FIR_100]	B-6
7	V1P1 Lower Spine Ay [g, FIR_100]	B-6
8	V1P1 Pelvic Ay [g, FIR_100]	B-6
9	V2P4 Head Ax [g, CFC_1000]	B-7
10	V2P4 Head Ay [g, CFC_1000]	B-7
11	V2P4 Head Az [g, CFC_1000]	B-7
12	V2P4 Head Ar [g, CFC_1000]	B-7
13	V1P4 Upper Rib Ay [g, FIR_100]	B-8
14	V1P4 Lower Rib Ay [g, FIR_100]	B-8
15	V1P4 Lower Spine Ay [g, FIR_100]	B-8
16	V1P4 Pelvic Ay [g, FIR_100]	B-8

The following dummy, vehicle and load cell response data can be found in the research and development section of the NHTSA website at: www.nhtsa.dot.gov

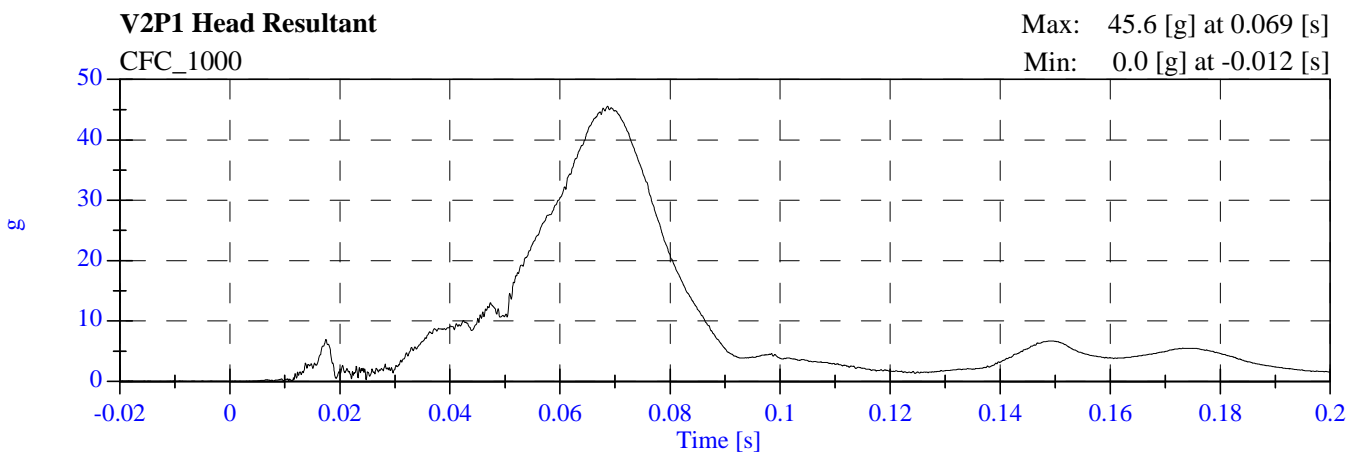
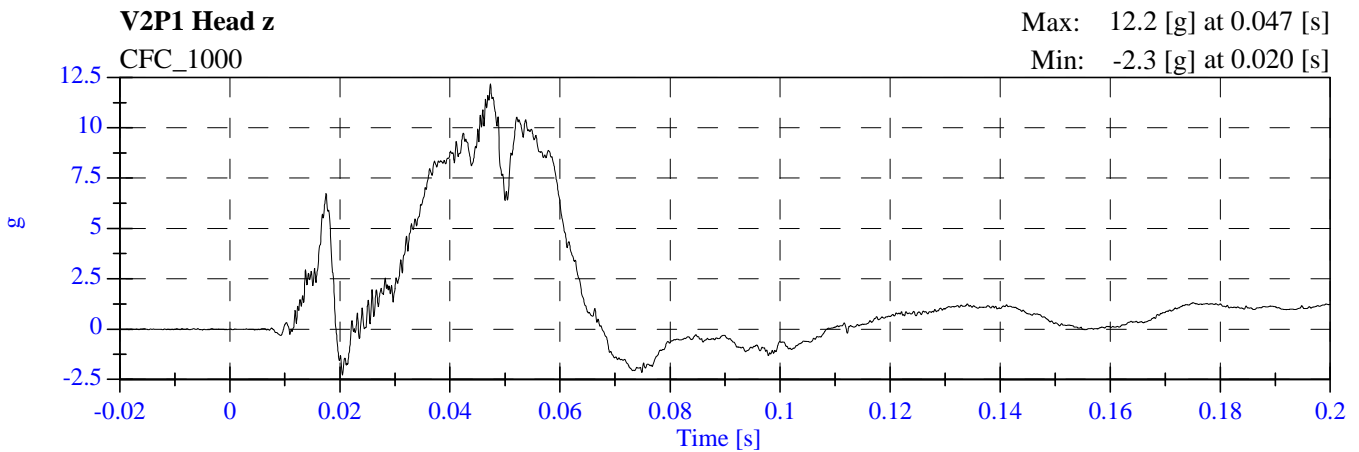
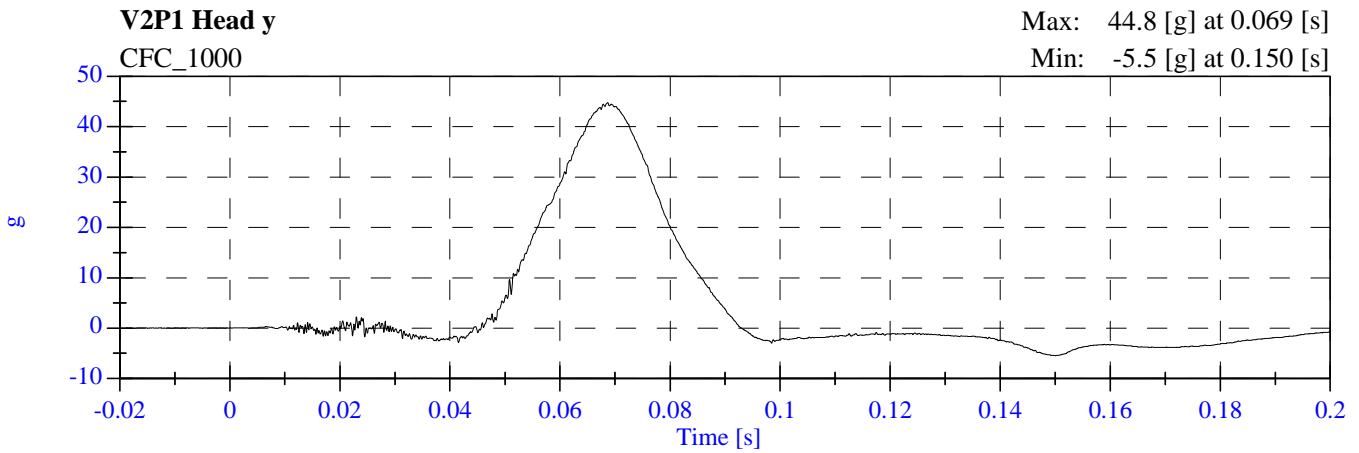
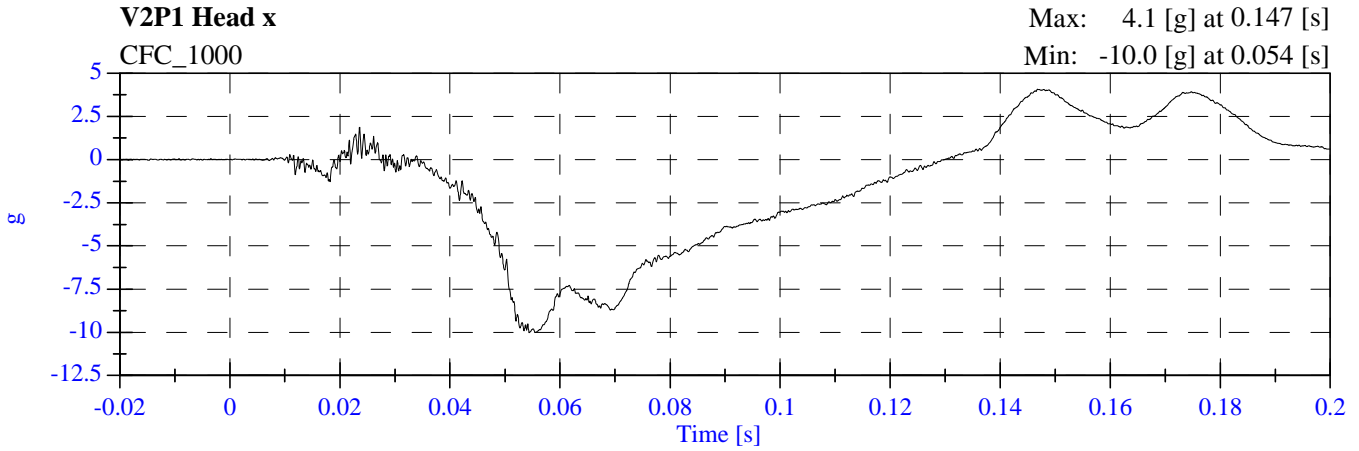
V2P1 Head Ax	V2A1 Right Front Sill Ax
V2P1 Head Ay	V2A1 Right Front Sill Ay
V2P1 Head Az	V2A1 Right Front Sill Az
V2P1 Upper Neck Fx	V2A2 Right Rear Sill Ax
V2P1 Upper Neck Fy	V2A2 Right Rear Sill Ay
V2P1 Upper Neck Fz	V2A2 Right Rear Sill Az
V2P1 Upper Neck Mx	V2A3 Rear Floorpan Ax
V2P1 Upper Neck My	V2A3 Rear Floorpan Ay
V2P1 Upper Neck Mz	V2A3 Rear Floorpan Az
V2P1 Upper Rib Ay	V2A4 Left Rear Sill Ay
V2P1 Upper Rib Redundant Ay	V2A5 Left Front Sill Ay
V2P1 Lower Rib Ay	V2A6 Left Front Door C/L Ay
V2P1 Lower Rib Redundant Ay	V2A7 Right Rear Compartment Ay
V2P1 Lower Spine Ay	V2A8 Left Front Door Midrear Ay
V2P1 Lower Spine Redundant Ay	V2A9 Left Front Door Upper C/L Ay
V2P1 Pelvic Ay	V2A10 Left Rear Door Midrear Ay
V2P1 Pelvic Redundant Ay	V2A11 Left Rear Door Upper C/L Ay
V2P4 Head Ax	V2A12 Left Lower B Post Ay
V2P4 Head Ay	V2A13 Left Mid B Post Ay
V2P4 Head Az	V2A14 Left Lower A Post Ay
V2P4 Upper Neck Fx	V2A15 Left Mid A Post Ay
V2P4 Upper Neck Fy	V2A16 Front Seat Track Ay
V2P4 Upper Neck Fz	V2A17 Rear Seat Track Ay
V2P4 Upper Neck Mx	V2A18 Target CG Ax
V2P4 Upper Neck My	V2A18 Target CG Ay
V2P4 Upper Neck Mz	V2A18 Target CG Az
V2P4 Upper Rib Ay	V1 Moving Barrier CG Ax
V2P4 Upper Rib Redundant Ay	V1 Moving Barrier CG Ay
V2P4 Lower Rib Ay	V1 Moving Barrier CG Az
V2P4 Lower Rib Redundant Ay	V1 Moving Barrier Left Rail Ax
V2P4 Lower Spine Ay	V1 Moving Barrier Left Rail Ay
V2P4 Lower Spine Redundant Ay	
V2P4 Pelvic Ay	
V2P4 Pelvic Redundant Ay	

TEST NOTES

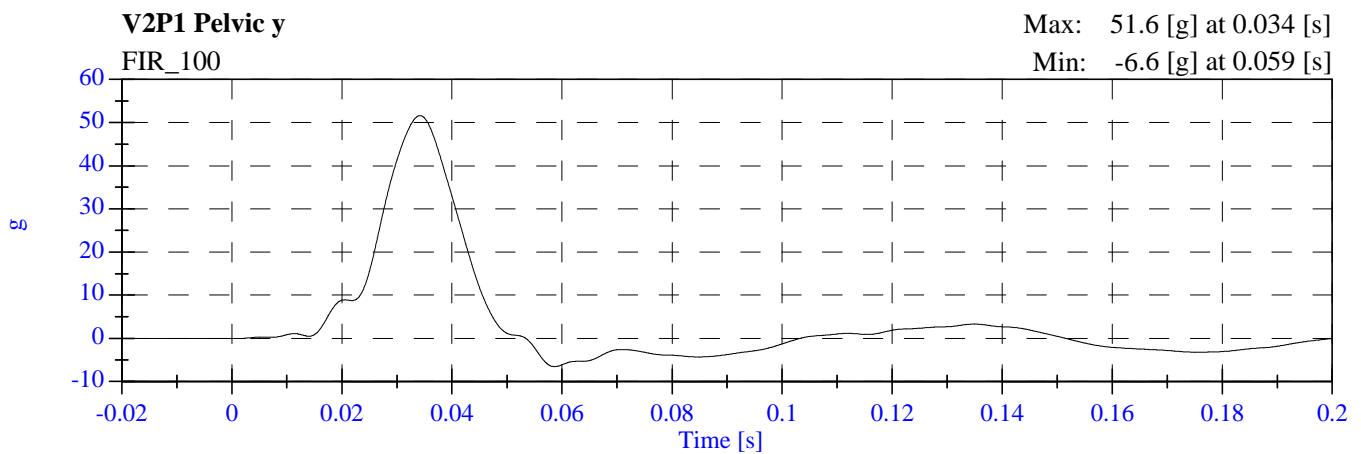
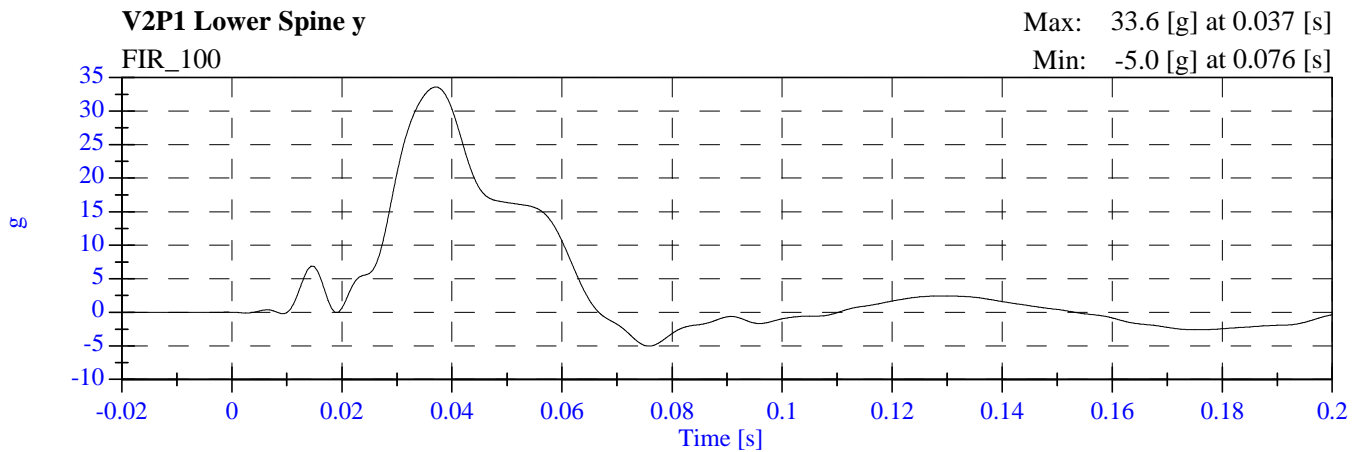
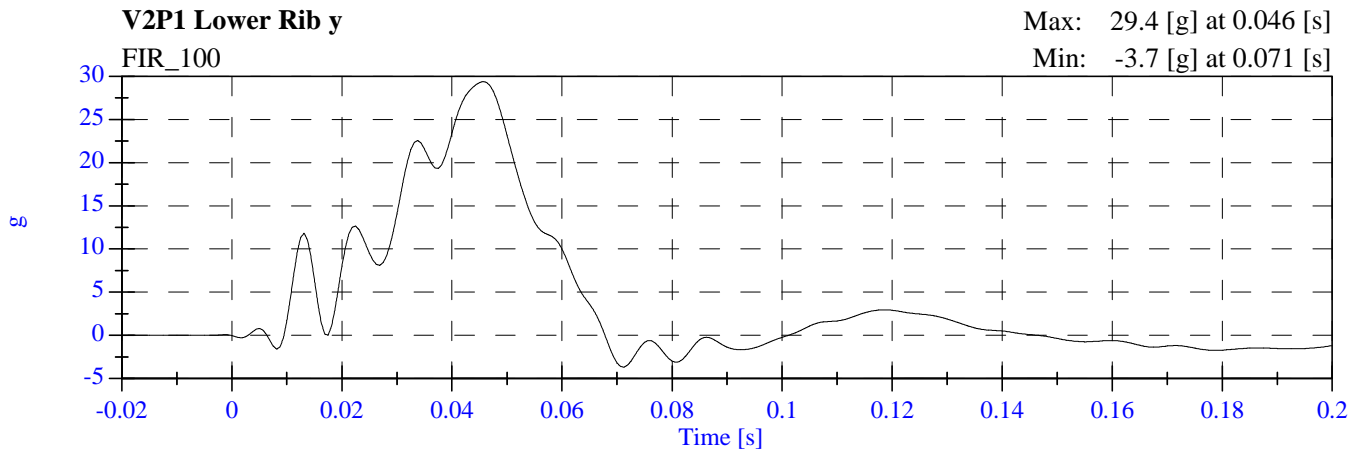
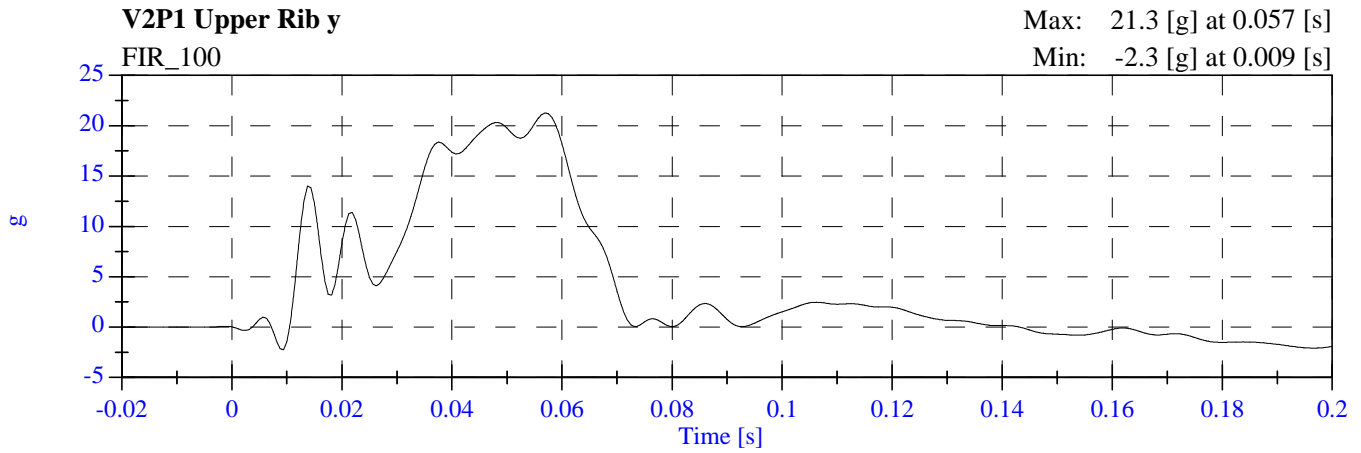
The following channel anomaly occurred:

VEHICLE 2 Right Front Sill Acceleration Az Transducer Failed

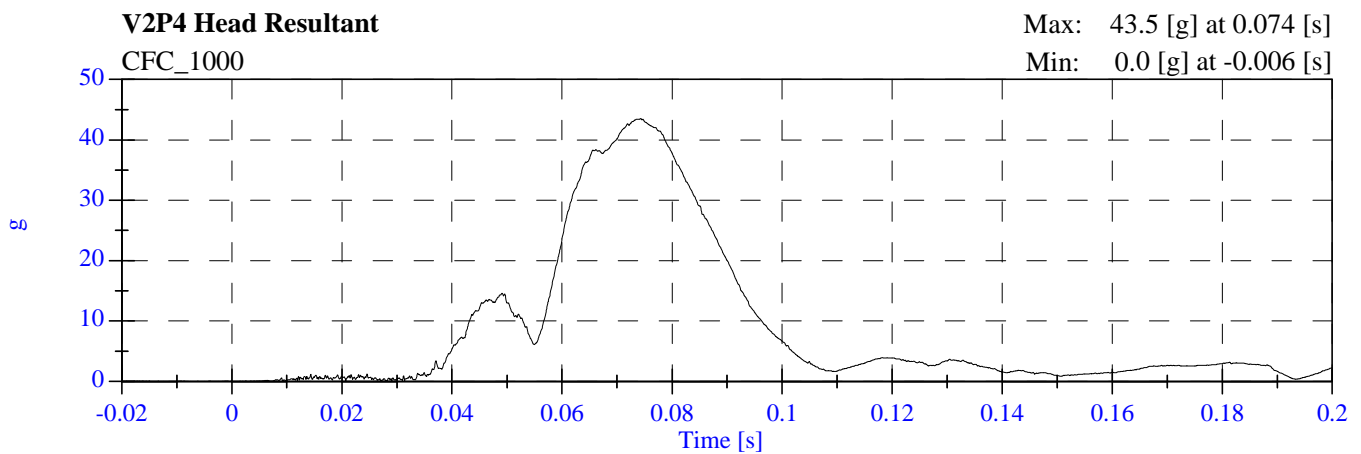
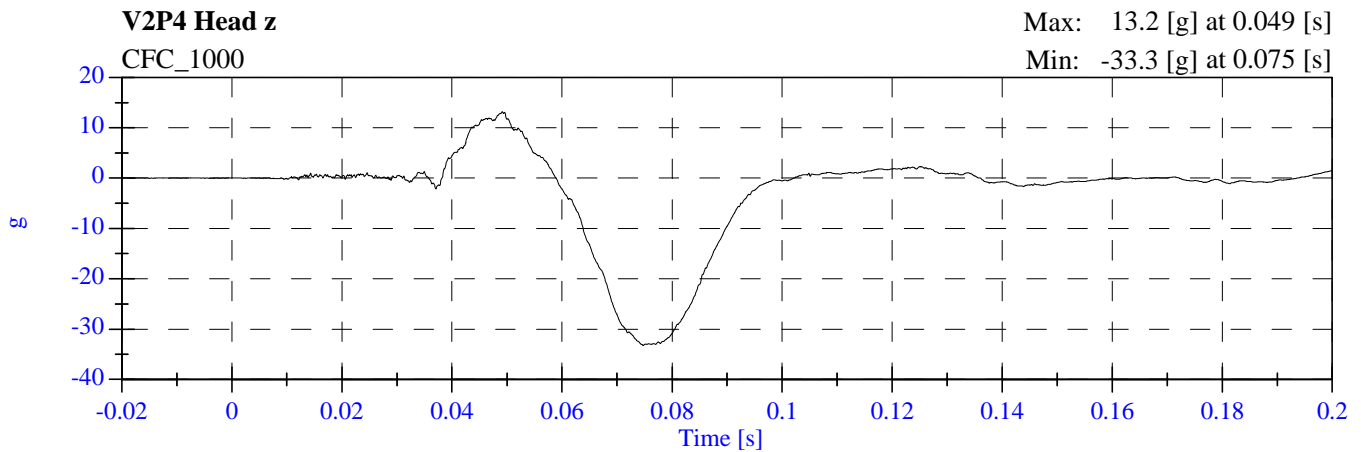
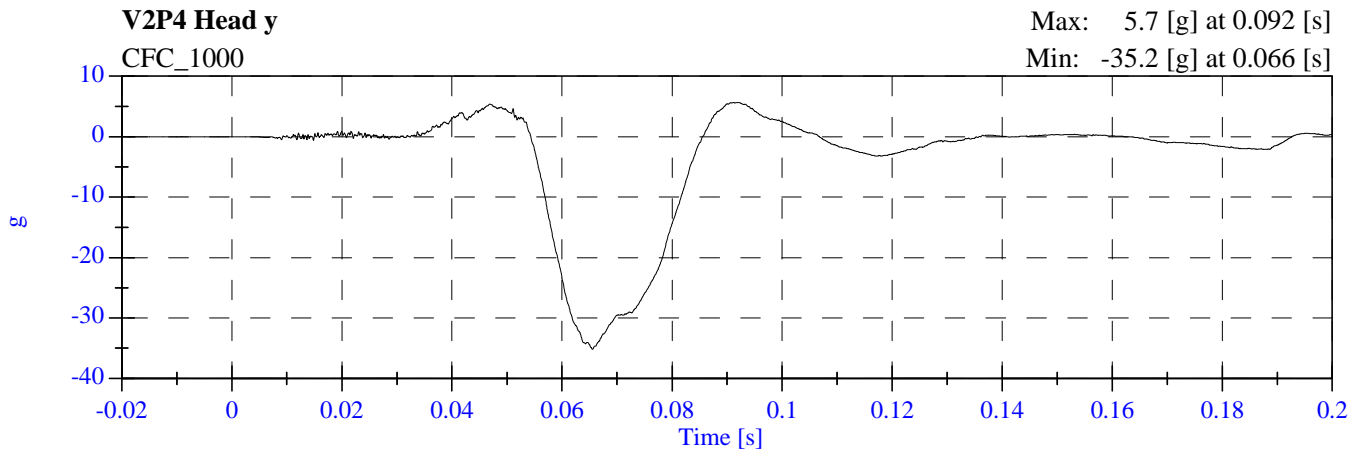
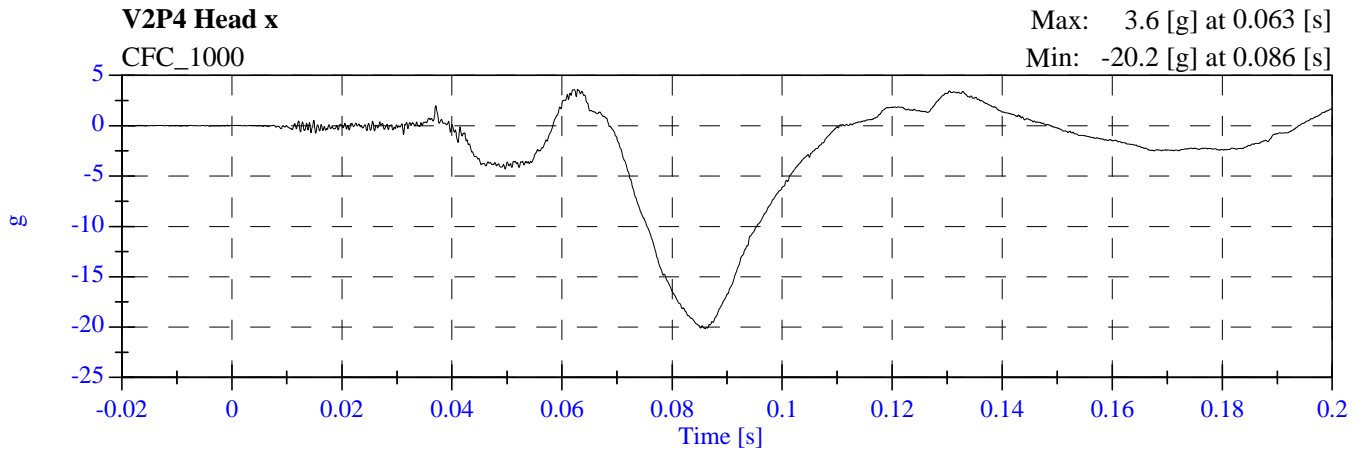
2006 214D Side Impact Test 1 2006 Subaru Tribeca C65502 - September 13, 2005



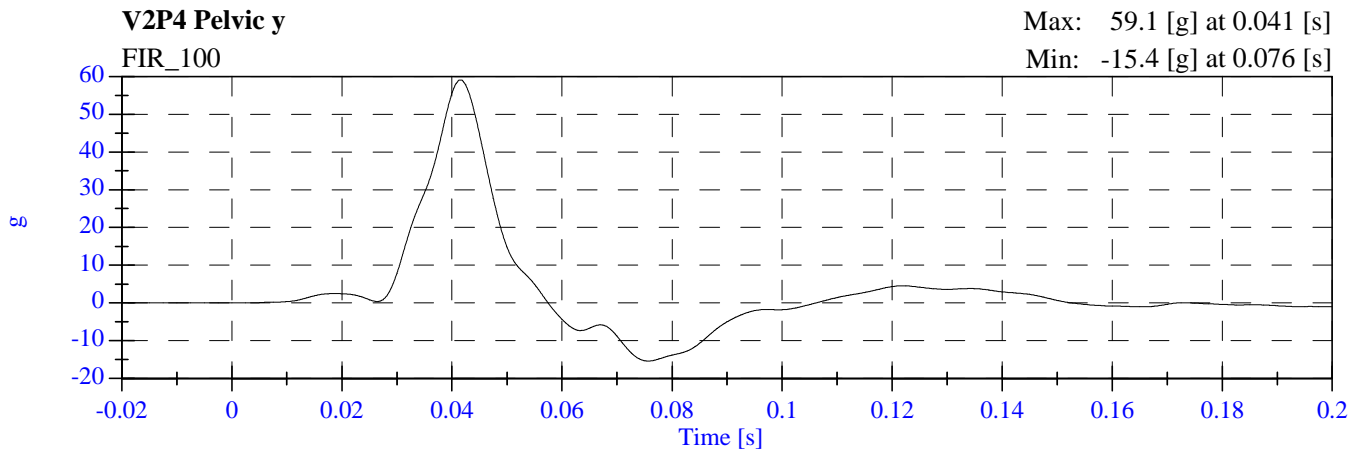
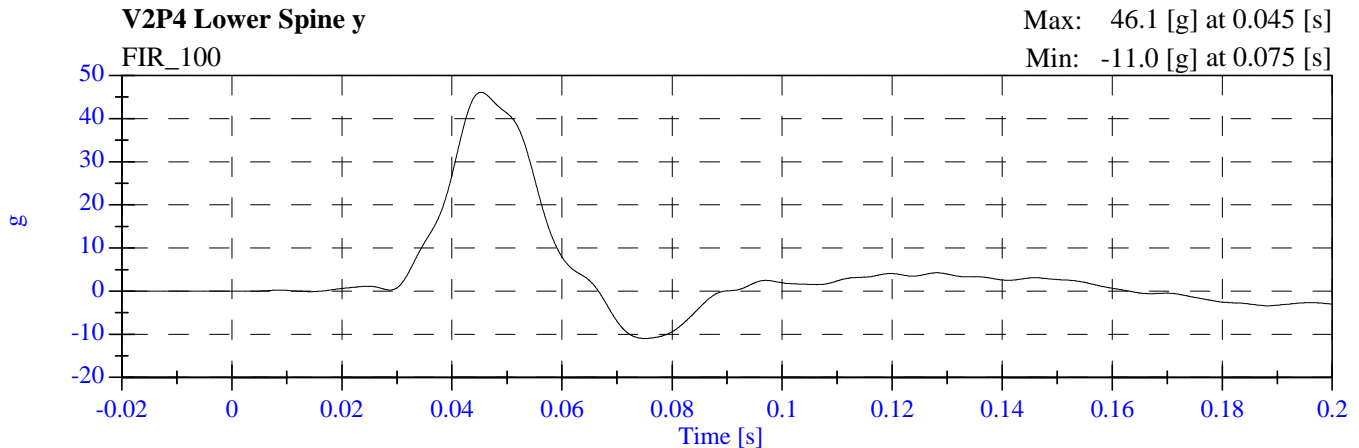
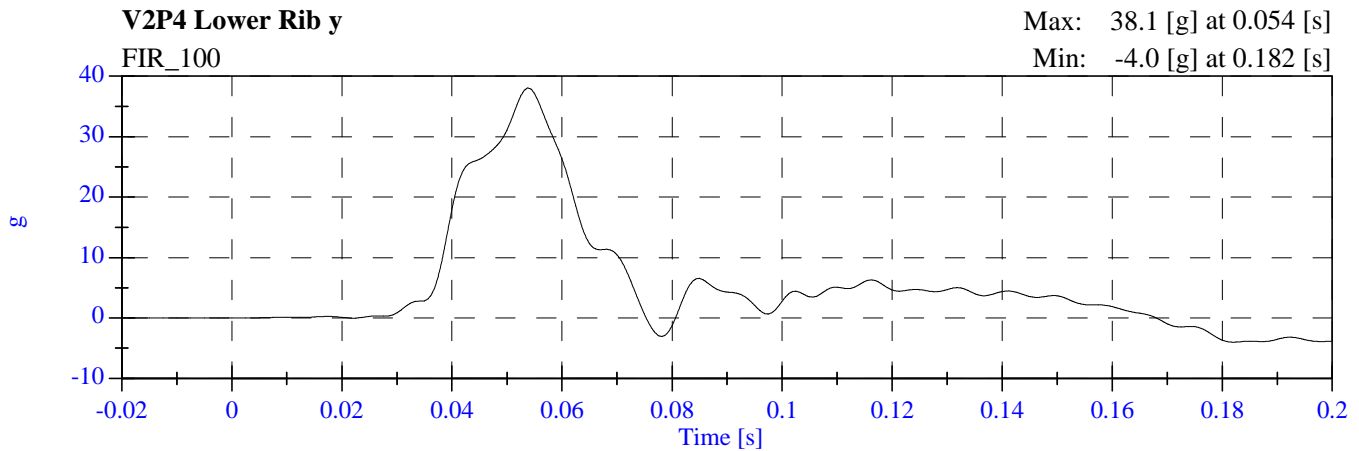
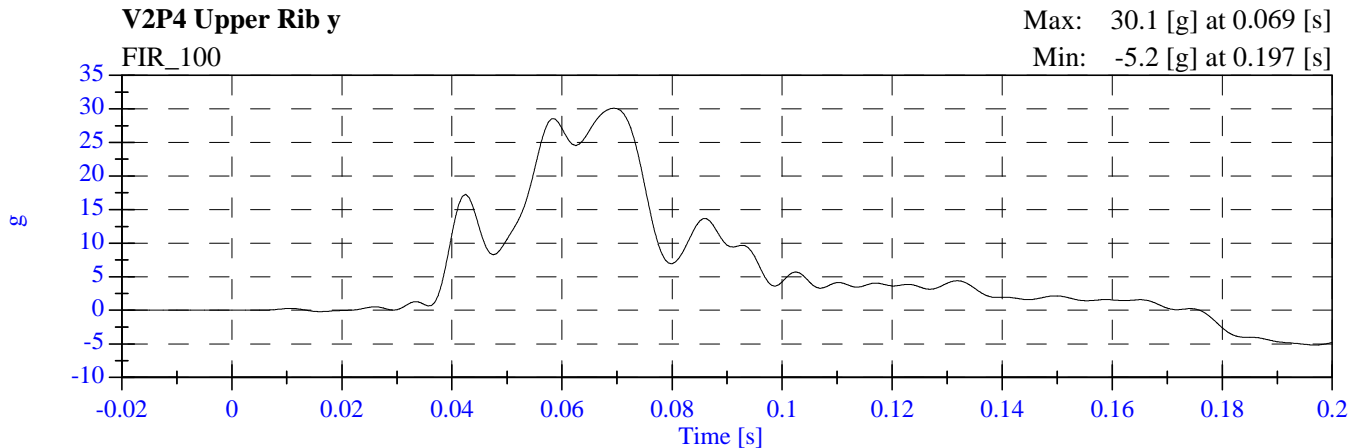
2006 214D Side Impact Test 1 2006 Subaru Tribeca C65502 - September 13, 2005



2006 214D Side Impact Test 1 2006 Subaru Tribeca C65502 - September 13, 2005



2006 214D Side Impact Test 1 2006 Subaru Tribeca C65502 - September 13, 2005



APPENDIX C

DUMMY CONFIGURATION AND PERFORMANCE VERIFICATION DATA

SUMMARY
SID H3 PRE & POST TEST CALIBRATION
CONFIGURED FOR LEFT SIDE IMPACT

Date: August 31, 2005; September 22, 2005 Sequential Test Number: 1.3; 1.4
 Laboratory Technician: B. Swiecicki

TEST PARAMETER	SPECIFICATION	SID H3 NO.: 905		SID H3 NO.: 906	
		PRE TEST	POST TEST	PRE TEST	POST TEST
SH- Seated Height (mm)	889 - 909	907	907	907	907
RH- Rib Height (mm)	501 - 521	518	518	516	516
HP- Hip Pivot Height (mm)	99 ref.	99	99	99	99
RD- Rib from Back Line (mm)	229 - 241	241	241	239	239
KV- Knee Pivot from Back Line (mm)	511 - 526	521	521	516	516
SW- Knee Pivot to Floor (mm)	490 - 505	493	493	493	493
HW- Hip Width (mm)	356 - 391	366	366	381	381
THORAX IMPACTS					
TEMPERATURE (• C)	18.9 - 25.5	21.1	21.1	21.1	21.1
RELATIVE HUMIDITY (%)	10 - 70	37.0	33.00	37.0	33.00
PROBE SPEED (m/s)	4.27 - 4.33	4.28	4.33	4.32	4.28
UPPER RIB (g's)	37 - 46	38.28	45.75	44.55	41.00
LOWER RIB (g's)	37 - 46	37.70	44.78	44.12	39.29
LOWER SPINE (g's)	15 - 22	19.28	21.93	21.34	18.55
PELVIS IMPACT					
TEMPERATURE (• C)	18.9 - 25.5	21.1	21.1	21.1	21.1
RELATIVE HUMIDITY (%)	10 - 70	37.0	33.00	37.0	33.00
PROBE SPEED (m/s)	4.27 - 4.33	4.27	4.28	4.28	4.29
PELVIS (g's)	40 - 60	44.93	41.04	41.44	45.01

REMARKS: None

CALIBRATION TEST RESULTS

PRE-TEST

SID H3 NO.: 905

CONFIGURED FOR LEFT SIDE IMPACT

**CALIBRATION TEST RESULTS SUMMARY
PRE-TEST**

CONFIGURED FOR LEFT SIDE IMPACT

SID H3 Serial No.: 905 Sequential Test Number: 1.3
Date: August 31, 2005 Laboratory Technician: B. Swiecicki

TEST	COMMENTS
EXTERNAL DIMENSIONS	Passed all requirements.
THORACIC SHOCK ABSORBER TEST	Passed all requirements.
LATERAL THORAX IMPACT TEST	Passed all requirements.
LATERAL PELVIS IMPACT TEST	Passed all requirements.
HEAD DROP TEST*	Passed all requirements.
LATERAL NECK BEND TEST*	Passed all requirements.
ABDOMINAL COMPRESSION TEST*	Passed all requirements.
LUMBAR FLEXION TEST*	Passed all requirements.

* Test not required for SID certification.

REMARKS: None

**EXTERNAL DIMENSIONS
PRE-TEST**

CONFIGURED FOR LEFT SIDE IMPACT

SID H3 Serial No.: 905 Sequential Test Number: 1.3
Date: August 31, 2005 Laboratory Technician: B. Swiecicki

TEST PARAMETER	SPECIFICATION	TEST RESULTS
SH- Seated Height (mm)	889 – 909	907
RH- Rib Height (mm)	502 – 520	518
HP- Hip Pivot Height (mm)	99 ref.	99
RD- Rib from Back Line (mm)	229 – 241	241
KH- Knee Pivot from Back Line (mm)	511 – 526	521
KV- Knee Pivot to Floor (mm)	490 – 505	493
HW- Hip Width (mm)	356 - 391	366

REMARKS: None

Shock Impact (3.05 m/s)

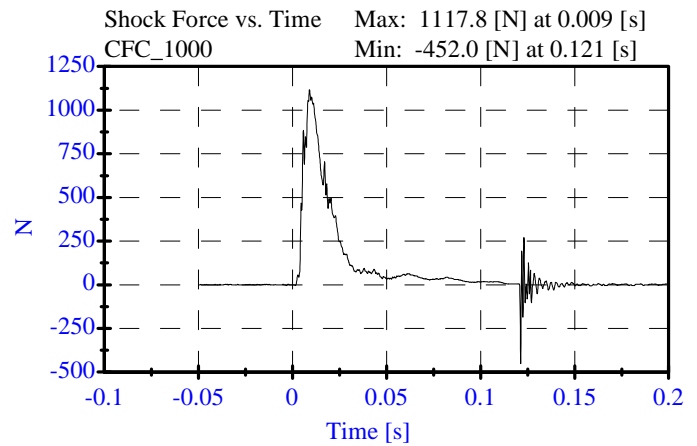
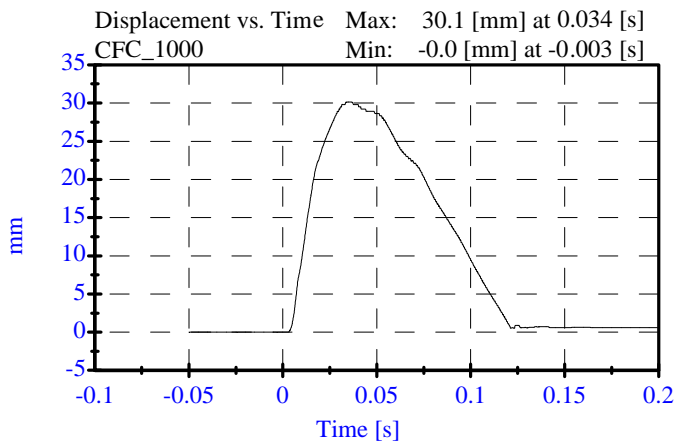
PRE TEST

CONFIGURED FOR LEFT SIDE IMPACT

ATD Serial No: 905
Date: 08-01-05

Sequential Test Number: 1 File: 905SL 08-01-05
Laboratory Technician: B. Swiecicki

<u>TEST PARAMETER</u>	<u>SPECIFICATION</u>	<u>TEST RESULTS</u>	<u>STATUS</u>
Lab Temperature:	18.9-25.5 C	21.1 C	Passed
Lab Humidity:	10-70 %	31.00 %	Passed
Displacement:	30.00-35.00 mm	30.15 mm	Passed
Maximum Force:	836.00-1125.00 N	1117.76 N	Passed
Impact Test Velocity:	3.05 m/s		
Damper Identification:	905		
Damper Setting:	5		



Shock Impact (4.27 m/s)

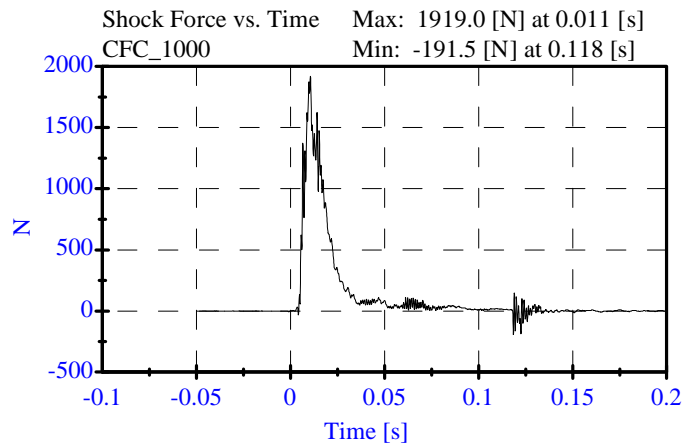
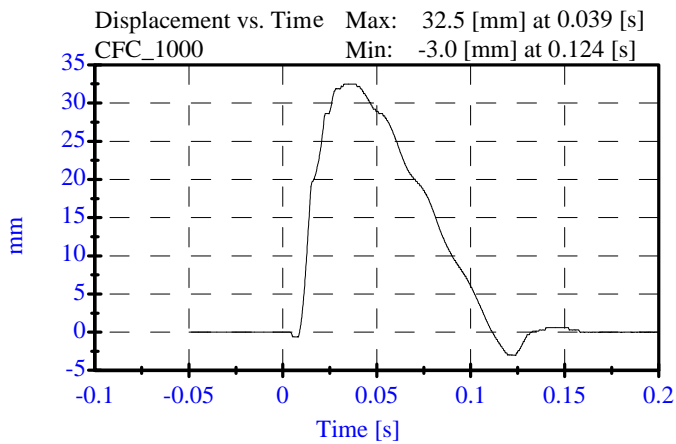
PRE TEST

CONFIGURED FOR LEFT SIDE IMPACT

ATD Serial No: 905
Date: 08-01-05

Sequential Test Number: 1 File: 905SM1 08-01-05
Laboratory Technician: B. Swiecicki

<u>TEST PARAMETER</u>	<u>SPECIFICATION</u>	<u>TEST RESULTS</u>	<u>STATUS</u>
Lab Temperature:	18.9-25.5 C	21.1 C	Passed
Lab Humidity:	10-70 %	31.00 %	Passed
Displacement:	32.00-37.00 mm	32.50 mm	Passed
Maximum Force:	1730.00-2099.00 N	1918.95 N	Passed
Impact Test Velocity:	4.27 m/s		
Damper Identification:	905		
Damper Setting:	5		

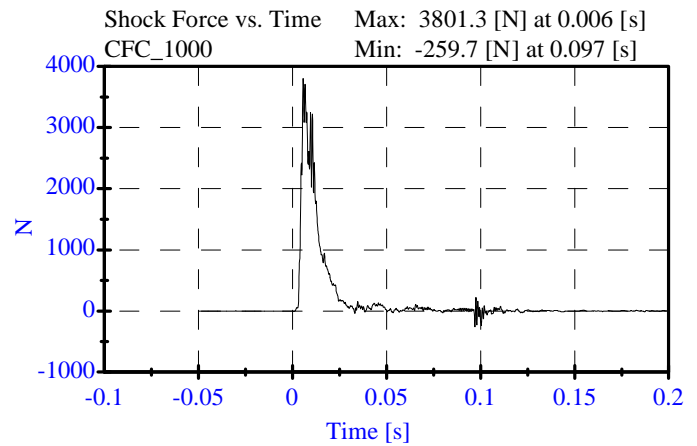
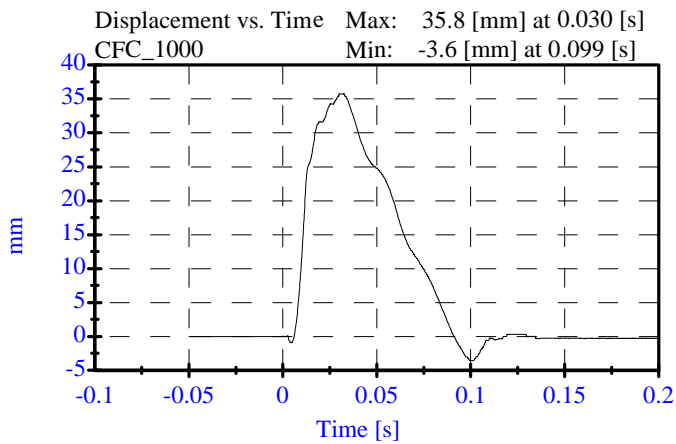


Shock Impact (6.10 m/s)
PRE TEST
CONFIGURED FOR LEFT SIDE IMPACT

ATD Serial No: 905
 Date: 08-01-05

Sequential Test Number: 1 File: 905SH1 08-01-05
 Laboratory Technician: B. Swiecicki

<u>TEST PARAMETER</u>	<u>SPECIFICATION</u>	<u>TEST RESULTS</u>	<u>STATUS</u>
Lab Temperature:	18.9-25.5 C	21.1 C	Passed
Lab Humidity:	10-70 %	31.00 %	Passed
Displacement:	33.00-40.00 mm	35.75 mm	Passed
Maximum Force:	3741.00-4448.00 N	3801.26 N	Passed
Impact Test Velocity:	6.10 m/s		
Damper Identification:	905		
Damper Setting:	5		

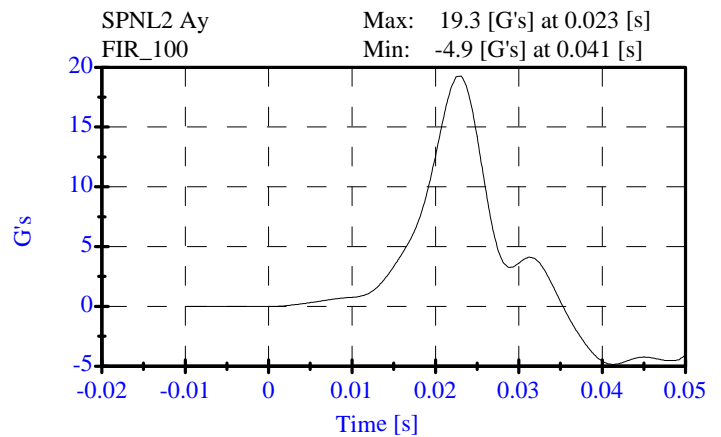
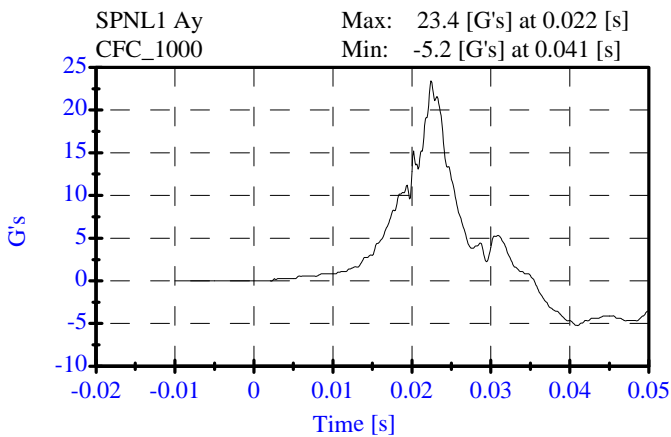
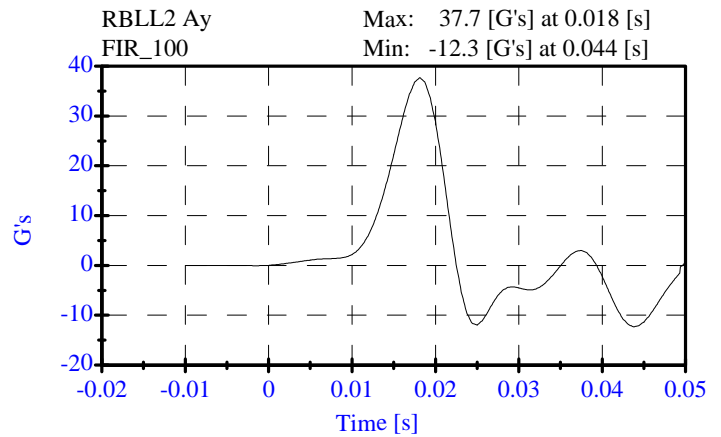
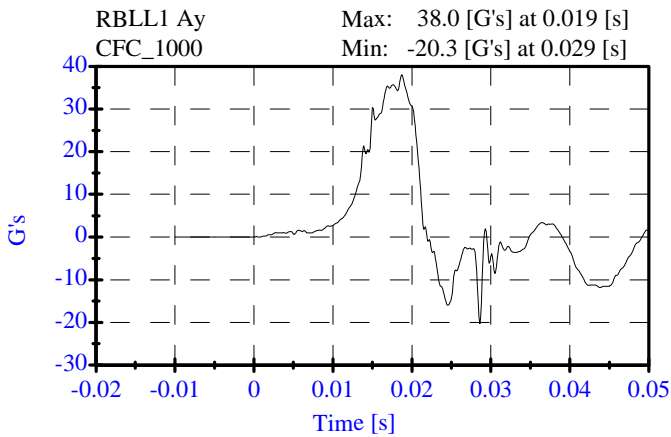
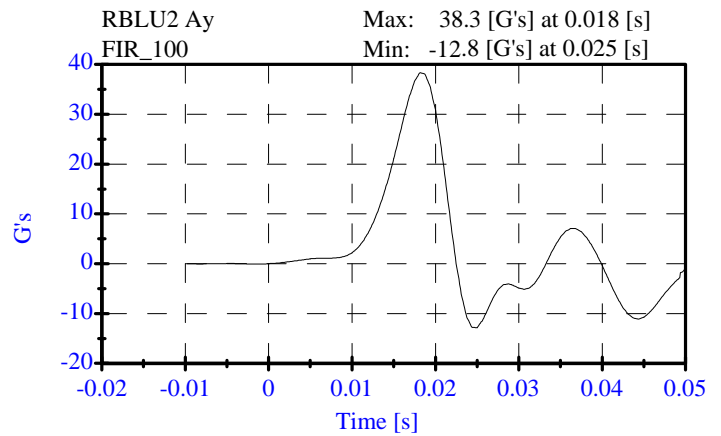
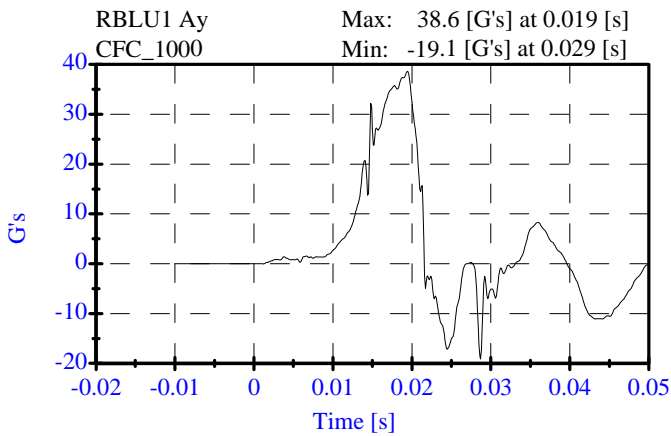


**Thorax Impact
Pre-Test
CONFIGURED FOR LEFT SIDE IMPACT**

ATD Serial No: 905
Date: 08-30-05

Sequential Test Number: 1 File: 905T 08-30-05
Laboratory Technician: B. Swiecicki

<u>TEST PARAMETER</u>	<u>SPECIFICATION</u>	<u>TEST RESULTS</u>	<u>STATUS</u>
Lab Temperature:	18.9-25.5 C	21.1 C	Passed
Lab Humidity:	10-70 %	37.00 %	Passed
Probe Velocity:	4.27- 4.33 m/s	4.28 m/s	Passed
Upper Rib Acceleration:	37.00-46.00 G's	38.28 G's	Passed
Lower Rib Acceleration:	37.00-46.00 G's	37.70 G's	Passed
Lower Spine Acceleration:	15.00-22.00 G's	19.28 G's	Passed



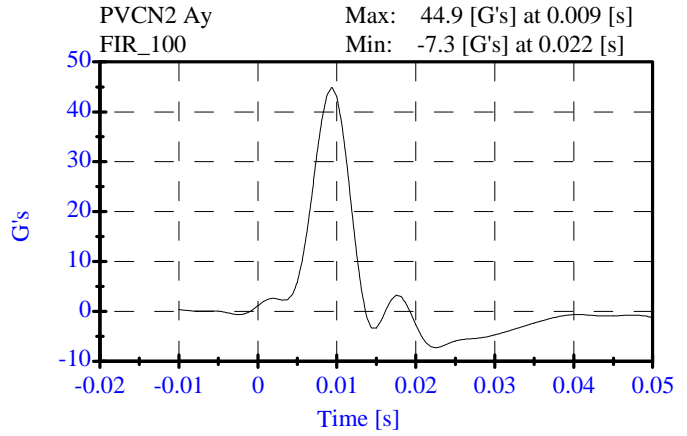
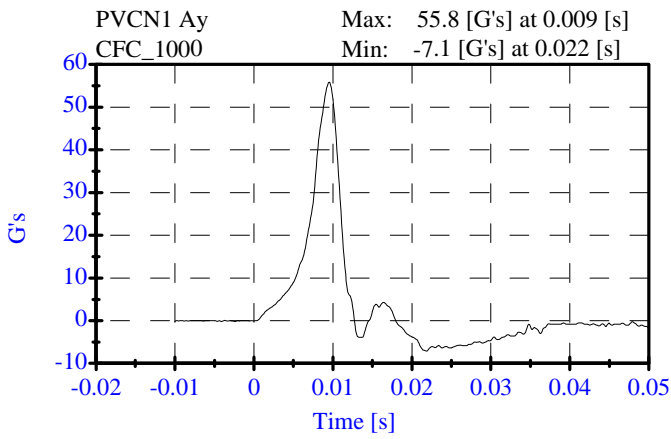
**Pelvic Impact
Pre-Test**

CONFIGURED FOR LEFT SIDE IMPACT

ATD Serial No: 905
Date: 08-30-05

Sequential Test Number: 1 File: 905P 08-30-05
Laboratory Technician: B. Swiecicki

<u>TEST PARAMETER</u>	<u>SPECIFICATION</u>	<u>TEST RESULTS</u>	<u>STATUS</u>
Lab Temperature:	18.9-25.5 C	21.1 C	Passed
Lab Humidity:	10-70 %	37.00 %	Passed
Probe Velocity:	4.27- 4.33 m/s	4.27 m/s	Passed
Pelvis Y Acceleration:	40.00-60.00 G's	44.93 G's	Passed
Time Above 20 Gs	3.0-7.0 ms	5.4 ms	Passed



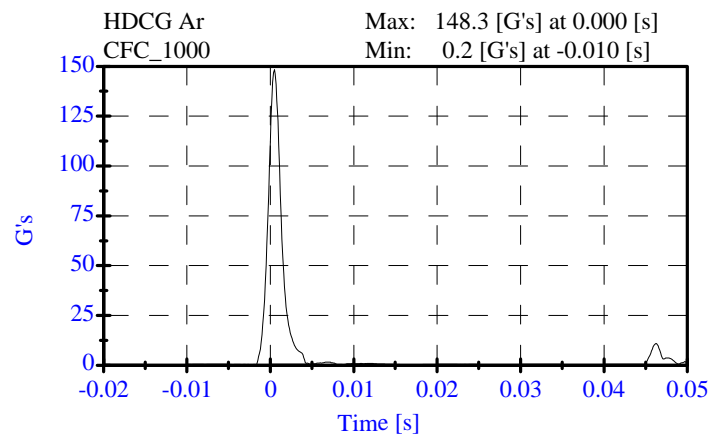
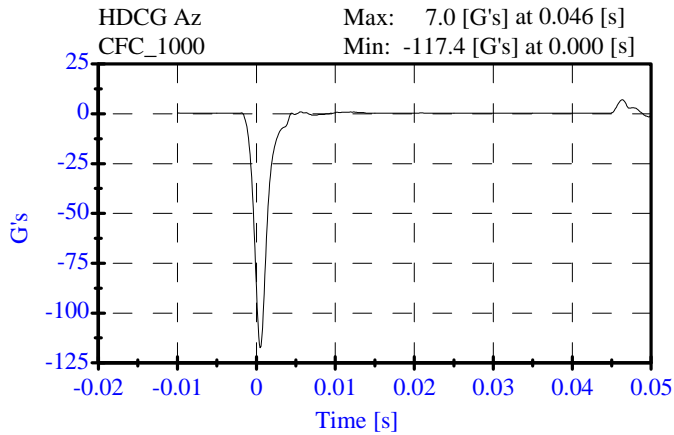
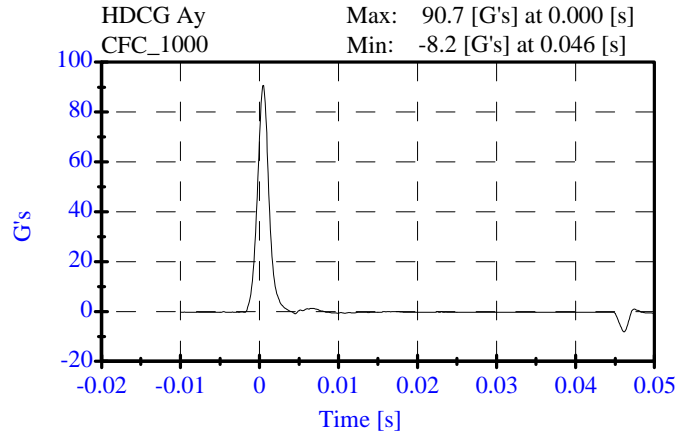
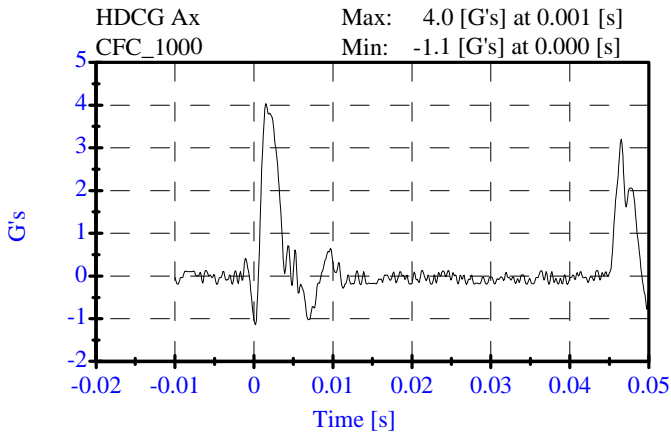
**Head Drop
Pre-Test**

CONFIGURED FOR LEFT SIDE IMPACT

ATD Serial No: 905
Date: 08-26-05

Sequential Test Number: 1 File: 905H1 08-26-05
Laboratory Technician: B. Swiecicki

<u>TEST PARAMETER</u>	<u>SPECIFICATION</u>	<u>TEST RESULTS</u>	<u>STATUS</u>
Lab Temperature:	18.9-25.6 C	21.1 C	Passed
Lab Humidity:	10-70 %	39.00 %	Passed
Peak Resultant Accel.:	120-150 Gs	148.33 Gs	Passed
Peak Lateral Accel.:	15 Gs Max	4.03 Gs	Passed
Curve PerCent NonModal:	< 15%	7.36 %	Passed



**Neck Test
Pre-Test**

CONFIGURED FOR LEFT SIDE IMPACT

ATD Serial No: 905
Date: 08-28-05

Sequential Test Number: 1 File: 905N 08-29-05
Laboratory Technician: B. Swiecicki

<u>TEST PARAMETER</u>	<u>SPECIFICATION</u>	<u>TEST RESULTS</u>	<u>STATUS</u>
Lab Temperature:	20.6-22.2 C	21.1 C	Passed
Lab Humidity:	10-70 %	33.00 %	Passed
Impact Velocity:	6.89- 7.13 m/s	7.00 m/s	Passed
PENDULUM DELTA V			
Delta V at 10 ms:	1.96- 2.55 m/s	2.06 m/s	Passed
Delta V at 20 ms:	4.12- 5.10 m/s	4.37 m/s	Passed
Delta V at 30 ms:	5.73- 7.01 m/s	6.37 m/s	Passed
Delta V between 40-70 ms:	6.27- 7.64 m/s	7.54 m/s	Passed
D PLANE ROTATION			
Maximum Rotation:	66.0-82.0 Deg	70.03 Deg	Passed
Rotation Angle Decay:	58.0-67.0 ms	59.20 ms	Passed
MOMENT ABOUT THE OCCIPITAL CONDYLE			
Max Occipital Moment:	73.00- 88.00 N-m	83.89 N-m	Passed
Occipital Moment Decay:	49.0-64.0 ms	57.50 ms	Passed
HEAD ROTATION TIME WITH RESPECT TO THE OCCIPITAL CONDYLE MOMENT			
Moment to Rotation Peak:	2.0-16.0 ms	10.10 ms	Passed

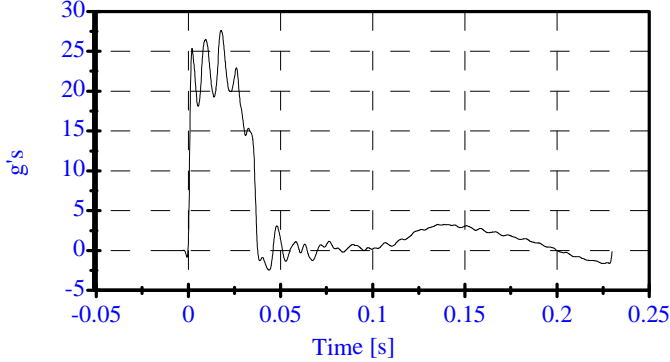
Neck Test
Pre-Test

CONFIGURED FOR LEFT SIDE IMPACT

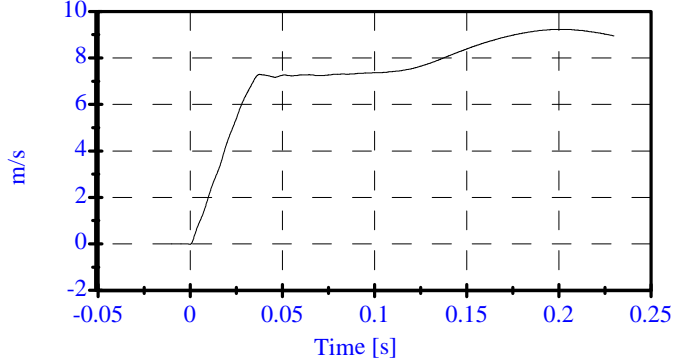
ATD Serial No: 905
Date: 08-28-05

Sequential Test Number: 1 File: 905N 08-29-05
Laboratory Technician: B. Swiecicki

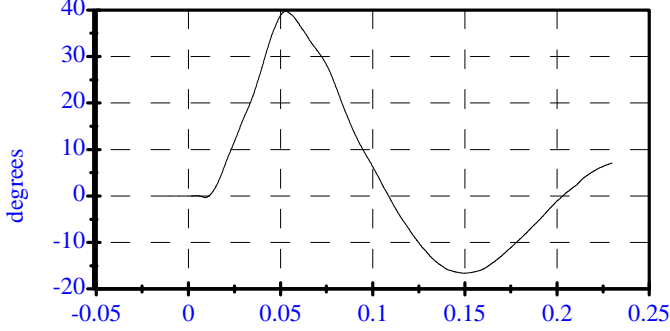
Pend Ax CFC_180 Max: 27.6 [g/s] at 0.018 [s]
Min: -2.4 [g/s] at 0.044 [s]



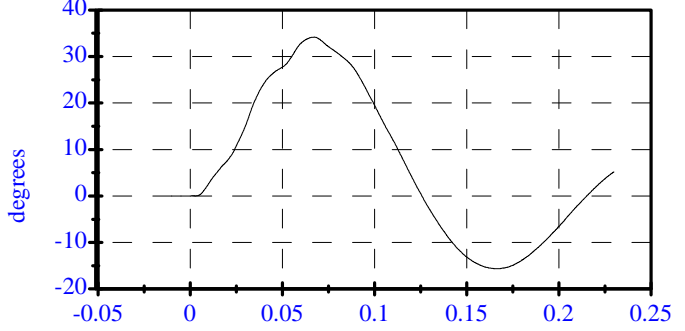
Pend Vx CFC_180 Max: 9.2 [m/s] at 0.200 [s]
Min: -0.0 [m/s] at -0.000 [s]



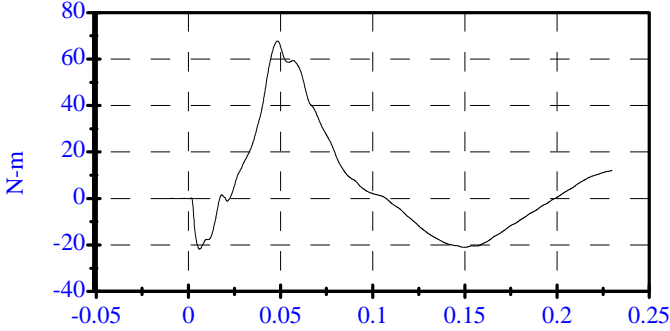
Head Rot CFC_180 Max: 39.7 [degrees] at 0.053 [s]
Min: -16.6 [degrees] at 0.150 [s]



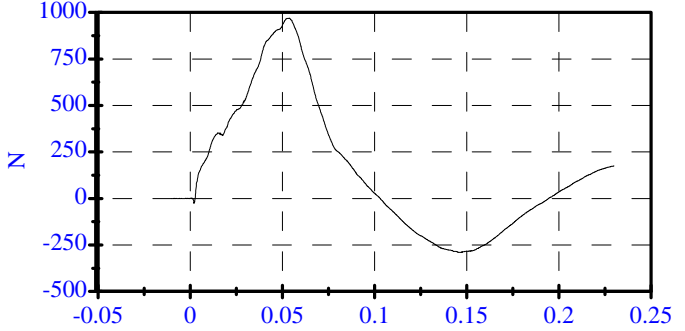
Arm Rot CFC_180 Max: 34.2 [degrees] at 0.067 [s]
Min: -15.6 [degrees] at 0.167 [s]



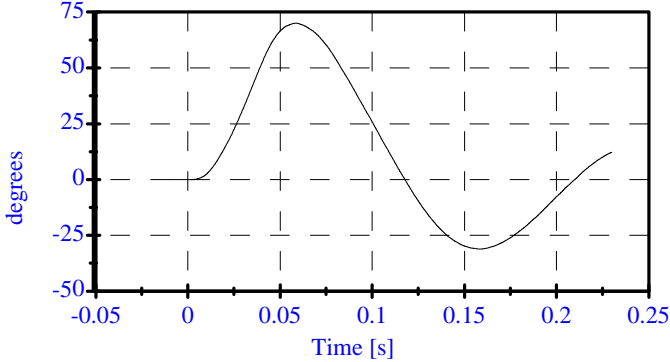
Neck Mx CFC_600 Max: 67.7 [N-m] at 0.048 [s]
Min: -21.9 [N-m] at 0.006 [s]



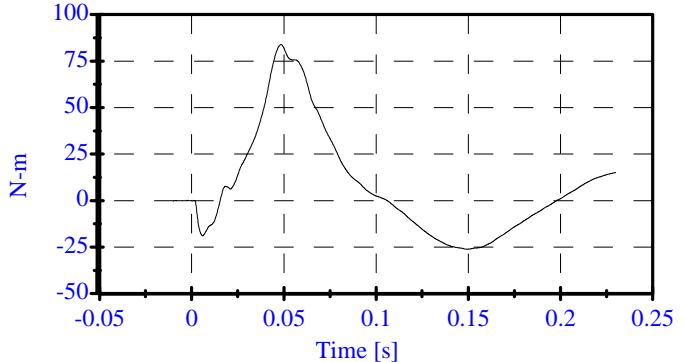
Neck Fy CFC_1000 Max: 969.7 [N] at 0.054 [s]
Min: -290.4 [N] at 0.146 [s]



Tot Rot CFC_180 Max: 70.0 [degrees] at 0.059 [s]
Min: -31.1 [degrees] at 0.158 [s]



MOCX Max: 83.9 [N-m] at 0.048 [s]
Min: -26.1 [N-m] at 0.149 [s]



Abdomen Test

Pre-Test

CONFIGURED FOR LEFT SIDE IMPACT

ATD Serial No: 905

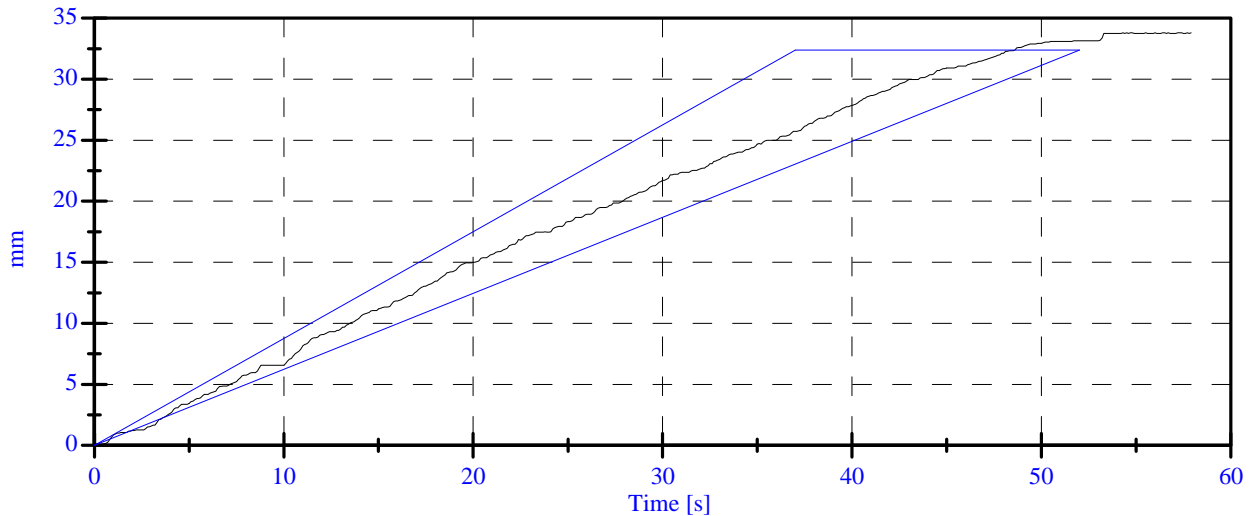
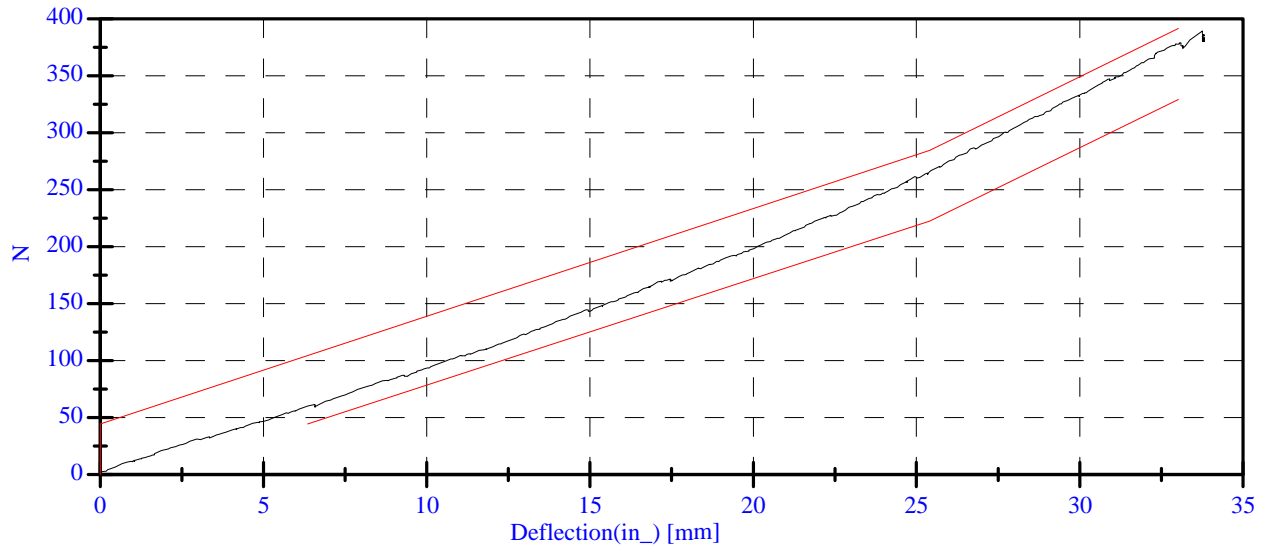
Date: 08-31-05

Sequential Test Number: 1 File: 905ab 08-31-05

Laboratory Technician: B. Swiecicki

<u>TEST PARAMETER</u>	<u>SPECIFICATION</u>	<u>TEST RESULTS</u>	<u>STATUS</u>
Lab Temperature:	18.9-25.5 C	21.1 C	Passed
Lab Humidity:	10-70 %	35.00 %	Passed
Force at 12.95 mm :	104.00-162.00 N	123.32 N	Passed
Force at 19.05 mm :	162.98-220.99 N	188.20 N	Passed
Force at 25.40 mm :	221.97-280.02 N	265.41 N	Passed
Force at 33.02 mm :	324.99-391.00 N	377.78 N	Passed

ABDOMINAL COMPRESSION TEST



Spine test

Pre-Test

CONFIGURED FOR LEFT SIDE IMPACT

ATD Serial No: 905

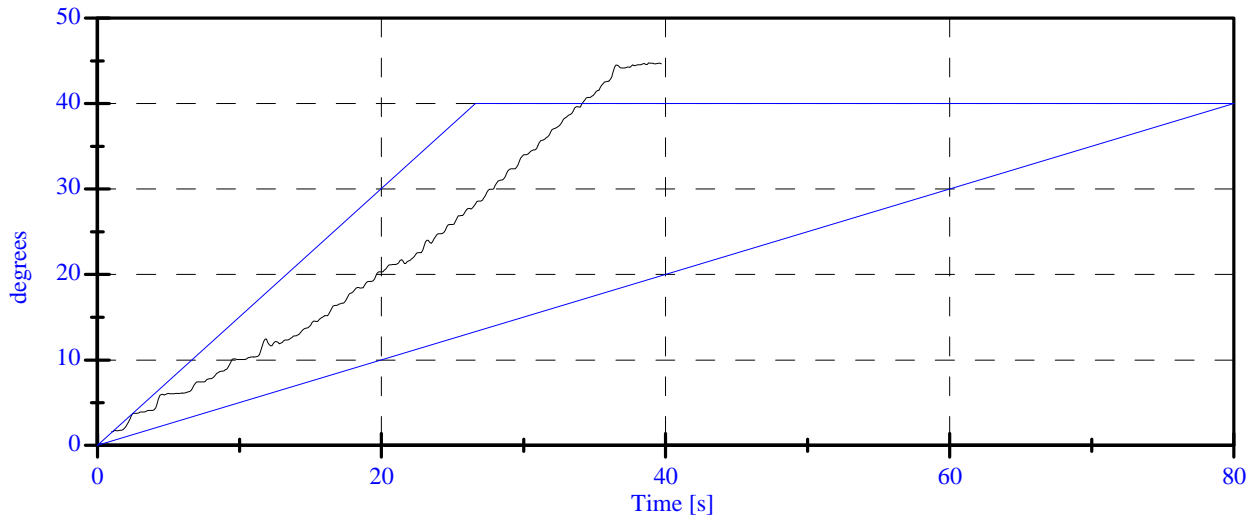
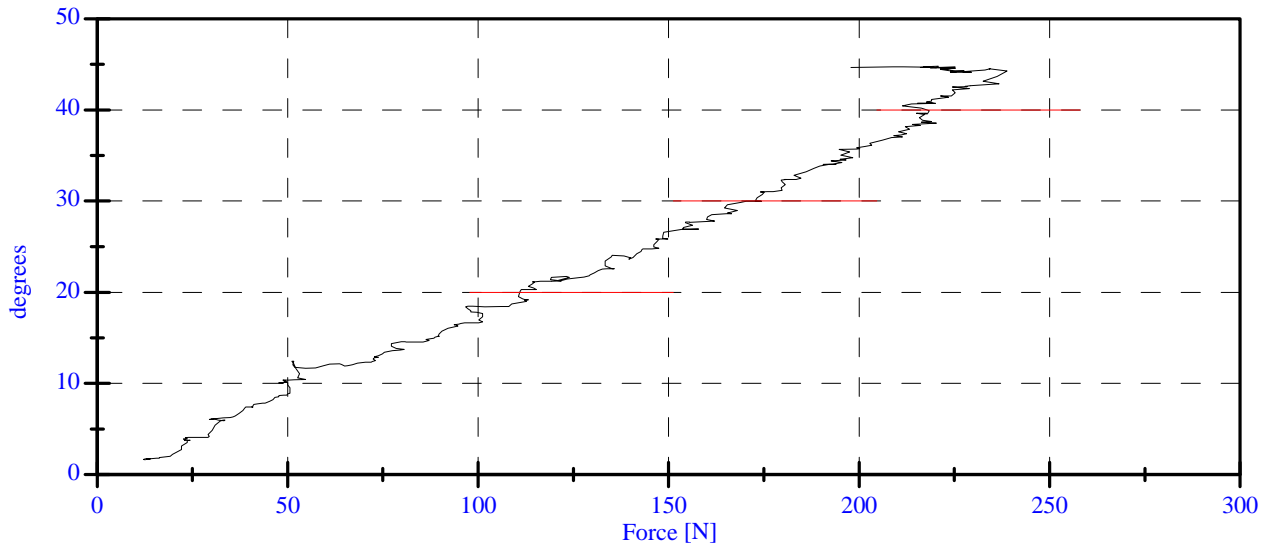
Date: 08-31-05

Sequential Test Number: 1 File: 905S 08-31-05

Laboratory Technician: B. Swiecicki

<u>TEST PARAMETER</u>	<u>SPECIFICATION</u>	<u>TEST RESULTS</u>	<u>STATUS</u>
Lab Temperature:	18.9-25.5 C	21.1 C	Passed
Lab Humidity:	10-70 %	35.00 %	Passed
Force at 0 Deg:	0.00-26.69 N	12.67 N	Passed
Force at 20 Deg:	97.86-151.24 N	110.86 N	Passed
Force at 30 Deg:	151.24-204.62 N	170.41 N	Passed
Force at 40 Deg:	204.62-258.00 N	218.46 N	Passed
Return Angle	12 Deg Max	4.62 deg	Passed

LUMBAR SPINE FLEXION TEST



PRE-TEST DUMMY INSPECTION LIST
CONFIGURED FOR LEFT SIDE IMPACT

SID H3 Serial No.: 905 Sequential Test Number: 1.3
 Date: August 31, 2005 Laboratory Technician: B. Swiecicki

PART	ITEMS CHECKED	COMMENTS
SKIN	VISUAL INSPECTION	OK
HEAD	VISUAL, BALLAST, ACCELEROMETER MOUNT	OK
NECK	VISUAL, CABLE TORQUE	OK
SPINE BOX	VISUAL, BALLAST, WELDMENT, ACCELEROMETER MOUNT	OK
RIB CAGE	VISUAL, MEASURE, STIFFENERS	OK
STERNUM	VISUAL	OK
LUMBAR SPINE	VISUAL	OK
ABDOMEN	VISUAL	OK
PELVIS	VISUAL, PALPATE, ACCELEROMETER MOUNT	OK
UPPER LEGS	VISUAL	OK
KNEES	VISUAL, STOPS, INSERTS	OK
LOWER LEGS	VISUAL, RANGE OF MOTION	OK
ANKLES	VISUAL, RANGE OF MOTION	OK
FEET	VISUAL, RANGE OF MOTION	OK
JOINTS	1 TO 2 g RANGE	OK
OTHER	NONE	-

REMARKS: None

CALIBRATION TEST RESULTS

PRE-TEST

SID H3 NO.: 906

CONFIGURED FOR LEFT SIDE IMPACT

**CALIBRATION TEST RESULTS SUMMARY
PRE-TEST**

CONFIGURED FOR LEFT SIDE IMPACT

SID H3 Serial No.: 906 Sequential Test Number: 1.3
Date: August 31, 2005 Laboratory Technician: B. Swiecicki

TEST	COMMENTS
EXTERNAL DIMENSIONS	Passed all requirements.
THORACIC SHOCK ABSORBER TEST	Passed all requirements.
LATERAL THORAX IMPACT TEST	Passed all requirements.
LATERAL PELVIS IMPACT TEST	Passed all requirements.
HEAD DROP TEST*	Passed all requirements.
LATERAL NECK BEND TEST*	Passed all requirements.
ABDOMINAL COMPRESSION TEST*	Passed all requirements.
LUMBAR FLEXION TEST*	Passed all requirements.

* Test not required for SID certification.

REMARKS: None

**EXTERNAL DIMENSIONS
PRE-TEST**

CONFIGURED FOR LEFT SIDE IMPACT

SID H3 Serial No.: 906 Sequential Test Number: 1.3
Date: August 31, 2005 Laboratory Technician: B. Swiecicki

TEST PARAMETER	SPECIFICATION	TEST RESULTS
SH- Seated Height (mm)	889 - 909	907
RH- Rib Height (mm)	502 - 520	516
HP- Hip Pivot Height (mm)	99 ref.	99
RD- Rib from Back Line (mm)	229 - 241	239
KH- Knee Pivot from Back Line (mm)	511 - 526	516
KV- Knee Pivot to Floor (mm)	490 - 505	493
HW- Hip Width (mm)	356 - 391	381

REMARKS: None

Shock Impact - Low (3.05 m/s)

PRE TEST

CONFIGURED FOR LEFT SIDE IMPACT

ATD Serial No: 906

Date: 07-29-05

Sequential Test Number: 1 File: 906SL 07-29-05

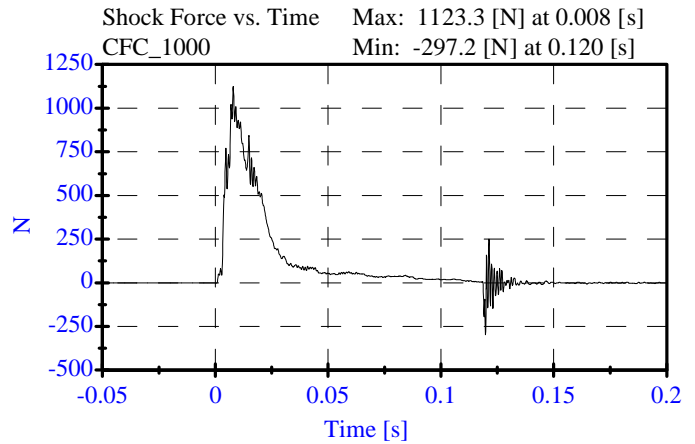
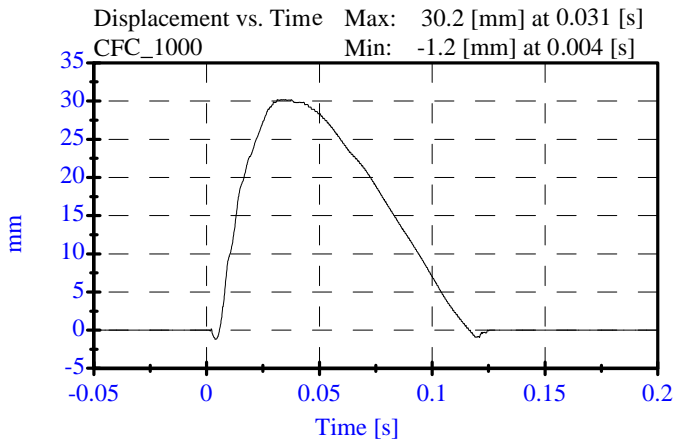
Laboratory Technician: B. Swiecicki

<u>TEST PARAMETER</u>	<u>SPECIFICATION</u>	<u>TEST RESULTS</u>	<u>STATUS</u>
Lab Temperature:	18.9-25.5 C	21.1 C	Passed
Lab Humidity:	10-70 %	33.00 %	Passed
Displacement:	30.00-35.00 mm	30.17 mm	Passed
Maximum Force:	836.00-1125.00 N	1123.31 N	Passed

Impact Test Velocity: 3.05 m/s

Damper Identification: 906

Damper Setting: 5



Shock Impact - Med (4.27 m/s)

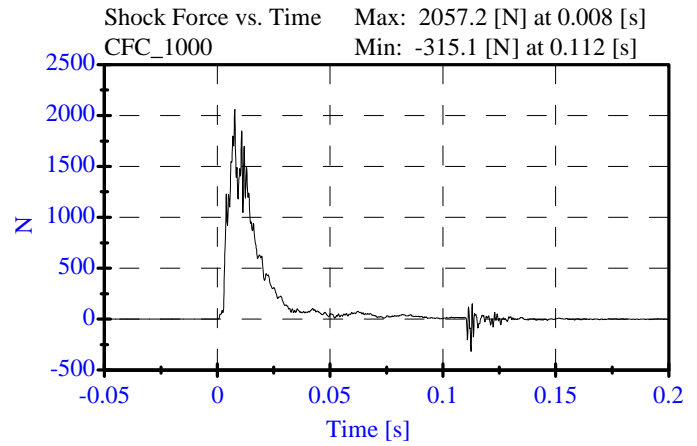
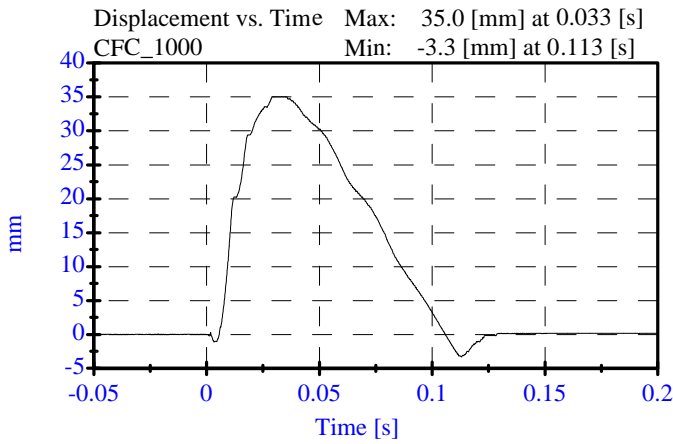
PRE TEST

CONFIGURED FOR LEFT SIDE IMPACT

ATD Serial No: 906
Date: 07-29-05

Sequential Test Number: 1 File: 906SM1 07-29-05
Laboratory Technician: B. Swiecicki

<u>TEST PARAMETER</u>	<u>SPECIFICATION</u>	<u>TEST RESULTS</u>	<u>STATUS</u>
Lab Temperature:	18.9-25.5 C	21.1 C	Passed
Lab Humidity:	10-70 %	33.00 %	Passed
Displacement:	32.00-37.00 mm	35.03 mm	Passed
Maximum Force:	1730.00-2099.00 N	2057.25 N	Passed
Impact Test Velocity:	4.27 m/s		
Damper Identification:	906		
Damper Setting:	5		



Shock Impact - high (6.10 m/s)

PRE TEST

CONFIGURED FOR LEFT SIDE IMPACT

ATD Serial No: 906

Date: 07-29-05

Sequential Test Number: 1 File: 906SH 07-29-05

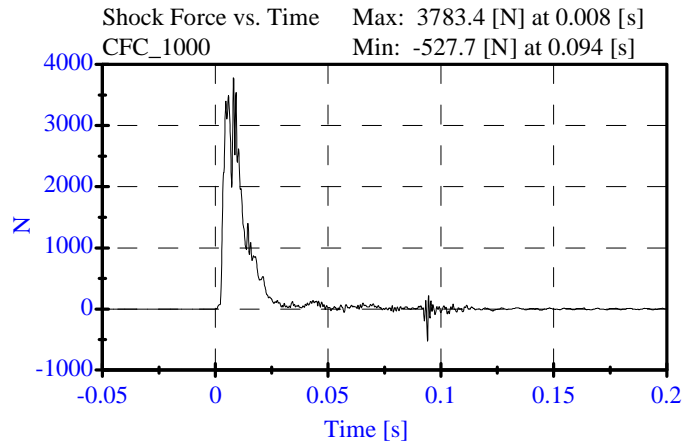
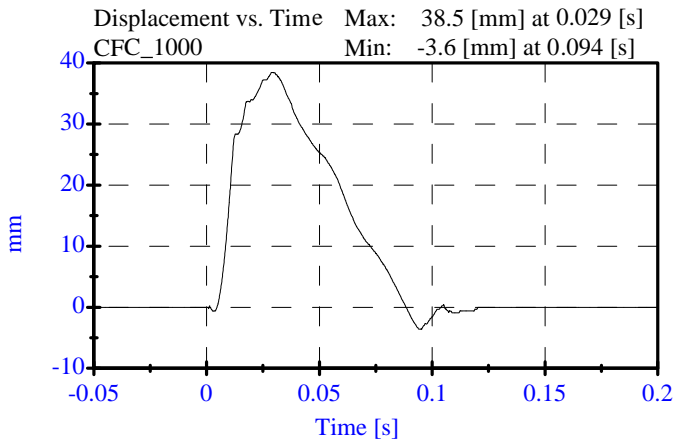
Laboratory Technician: B. Swiecicki

<u>TEST PARAMETER</u>	<u>SPECIFICATION</u>	<u>TEST RESULTS</u>	<u>STATUS</u>
Lab Temperature:	18.9-25.5 C	21.1 C	Passed
Lab Humidity:	10-70 %	33.00 %	Passed
Displacement:	33.00-40.00 mm	38.46 mm	Passed
Maximum Force:	3741.00-4448.00 N	3783.39 N	Passed

Impact Test Velocity: 6.10 m/s

Damper Identification: 906

Damper Setting: 5



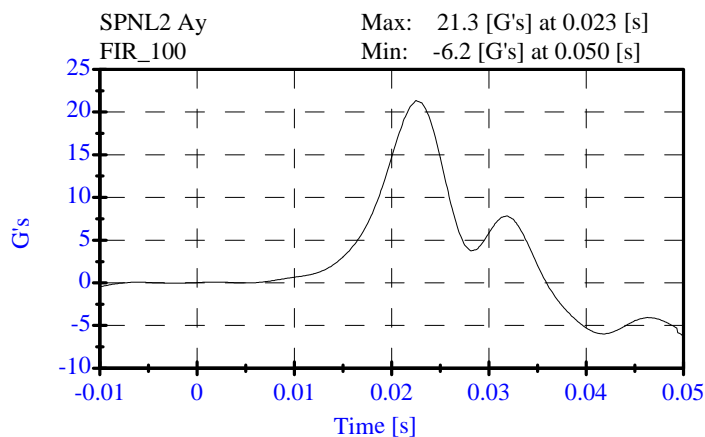
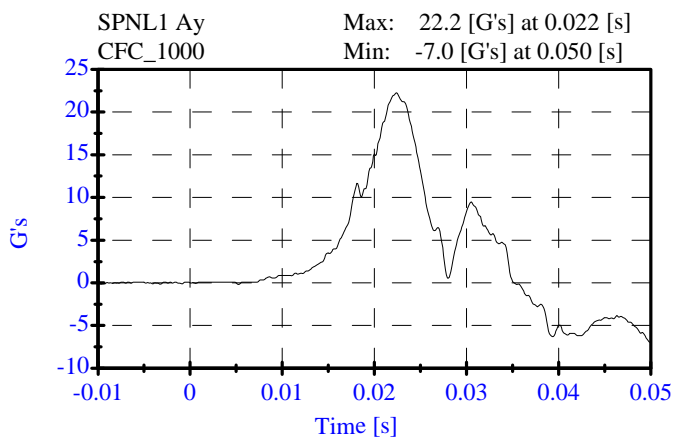
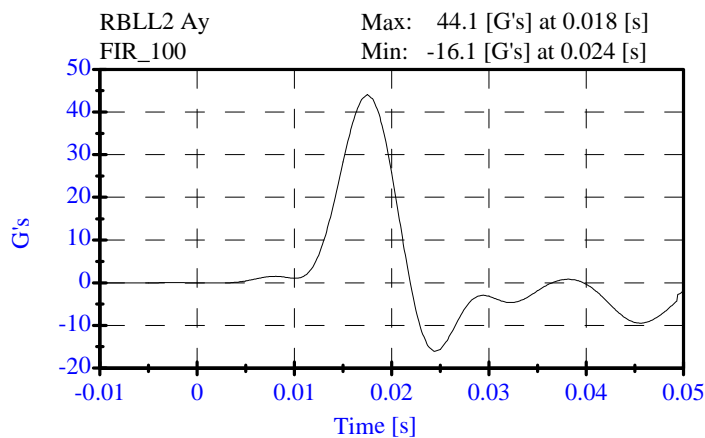
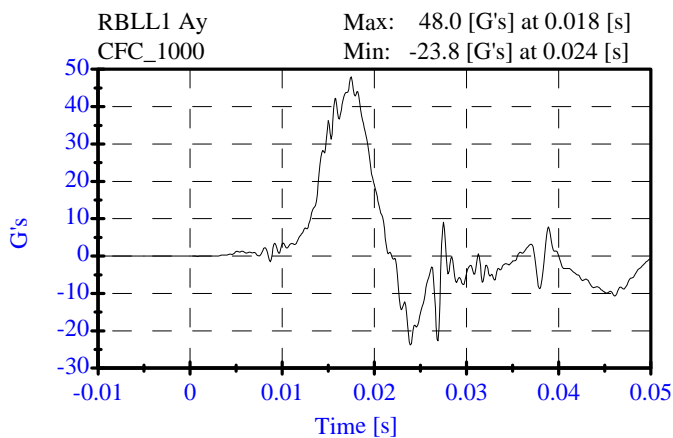
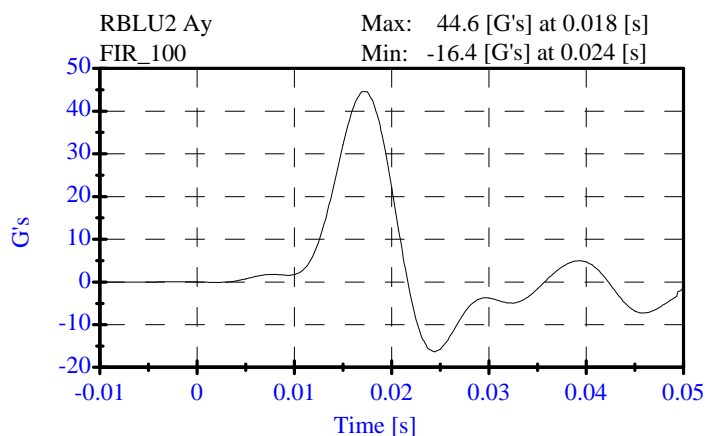
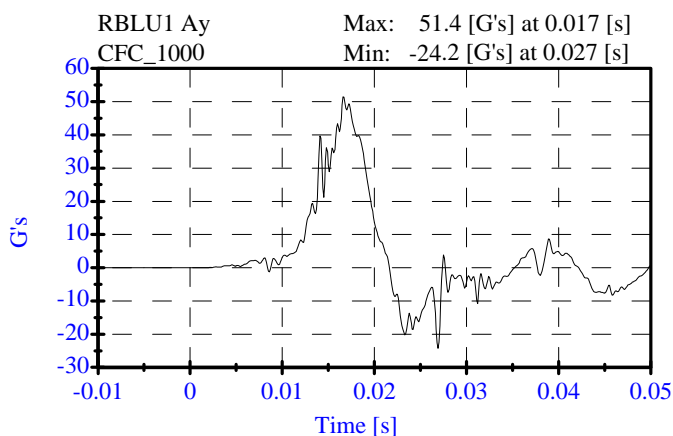
Thorax Impact Pre-Test

CONFIGURED FOR LEFT SIDE IMPACT

ATD Serial No: 906
Date: 08-30-05

Sequential Test Number: 1 File: 906T 08-30-05
Laboratory Technician: B. Swiecicki

<u>TEST PARAMETER</u>	<u>SPECIFICATION</u>	<u>TEST RESULTS</u>	<u>STATUS</u>
Lab Temperature:	18.9-25.5 C	21.1 C	Passed
Lab Humidity:	10-70 %	37.00 %	Passed
Probe Velocity:	4.27- 4.33 m/s	4.32 m/s	Passed
Upper Rib Acceleration:	37.00-46.00 G's	44.55 G's	Passed
Lower Rib Acceleration:	37.00-46.00 G's	44.12 G's	Passed
Lower Spine Acceleration:	15.00-22.00 G's	21.34 G's	Passed



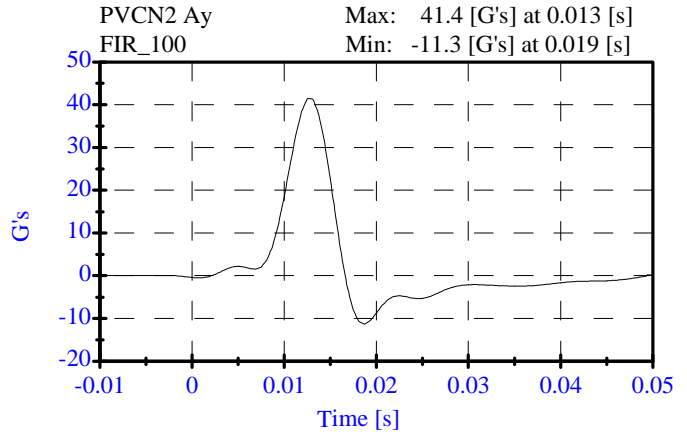
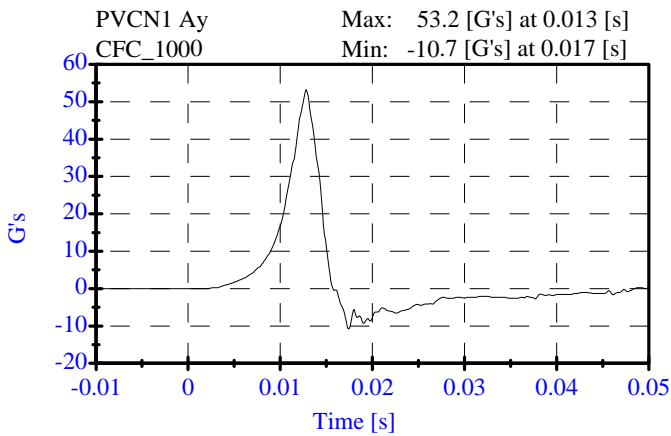
**Pelvic Impact
Pre-Test**

CONFIGURED FOR LEFT SIDE IMPACT

ATD Serial No: 906
Date: 08-30-05

Sequential Test Number: 1 File: 906P 08-30-05
Laboratory Technician: B. Swiecicki

<u>TEST PARAMETER</u>	<u>SPECIFICATION</u>	<u>TEST RESULTS</u>	<u>STATUS</u>
Lab Temperature:	18.9-25.5 C	21.1 C	Passed
Lab Humidity:	10-70 %	37.00 %	Passed
Probe Velocity:	4.27- 4.33 m/s	4.28 m/s	Passed
Pelvis Y Acceleration:	40.00-60.00 G's	41.44 G's	Passed
Time Above 20 Gs	3.0-7.0 ms	5.0 ms	Passed



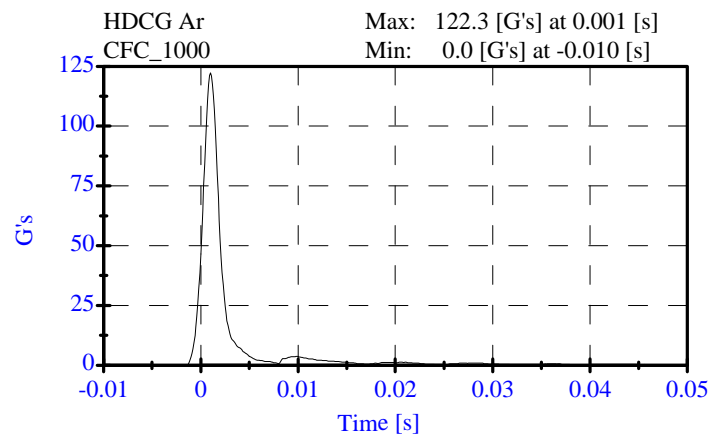
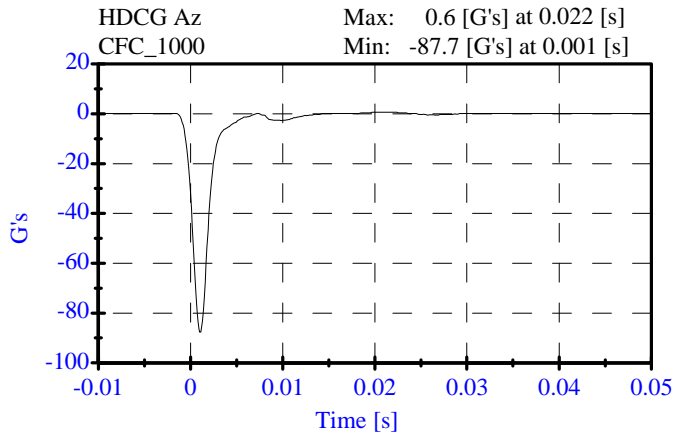
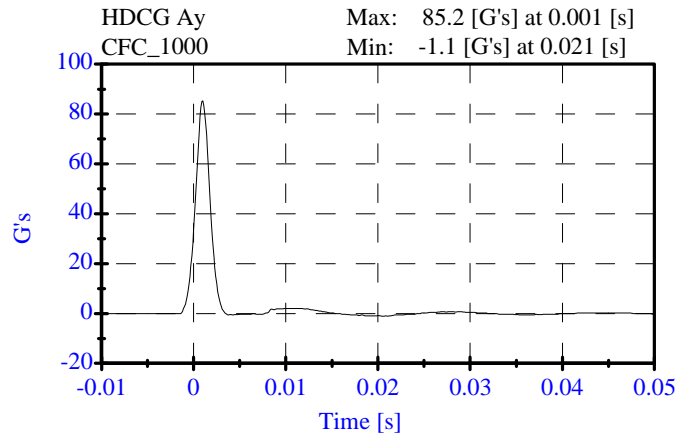
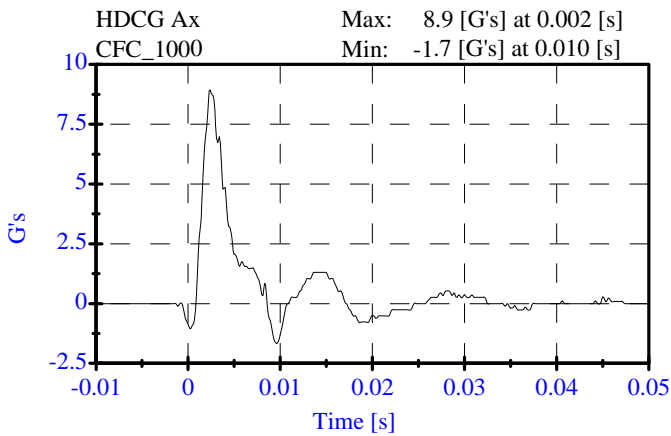
**Head Drop
Pre-Test**

CONFIGURED FOR LEFT SIDE IMPACT

ATD Serial No: 906
Date: 08-26-05

Sequential Test Number: 1 File: 906H1 08-26-05
Laboratory Technician: B. Swiecicki

<u>TEST PARAMETER</u>	<u>SPECIFICATION</u>	<u>TEST RESULTS</u>	<u>STATUS</u>
Lab Temperature:	18.9-25.6 C	21.1 C	Passed
Lab Humidity:	10-70 %	39.00 %	Passed
Peak Resultant Accel.:	120-150 Gs	122.30 Gs	Passed
Peak Lateral Accel.:	15 Gs Max	8.93 Gs	Passed
Curve PerCent NonModal:	< 15%	3.07 %	Passed



**Neck Test
Pre-Test**

CONFIGURED FOR LEFT SIDE IMPACT

ATD Serial No: 906
Date: 08-29-05

Sequential Test Number: 1 File: 906N 08-29-05
Laboratory Technician: B. Swiecicki

<u>TEST PARAMETER</u>	<u>SPECIFICATION</u>	<u>TEST RESULTS</u>	<u>STATUS</u>
Lab Temperature:	20.6-22.2 C	21.1 C	Passed
Lab Humidity:	10-70 %	33.00 %	Passed
Impact Velocity:	6.89- 7.13 m/s	7.00 m/s	Passed
PENDULUM DELTA V			
Delta V at 10 ms:	1.96- 2.55 m/s	2.03 m/s	Passed
Delta V at 20 ms:	4.12- 5.10 m/s	4.27 m/s	Passed
Delta V at 30 ms:	5.73- 7.01 m/s	6.24 m/s	Passed
Delta V between 40-70 ms:	6.27- 7.64 m/s	7.62 m/s	Passed
D PLANE ROTATION			
Maximum Rotation:	66.0-82.0 Deg	70.24 Deg	Passed
Rotation Angle Decay:	58.0-67.0 ms	58.20 ms	Passed
MOMENT ABOUT THE OCCIPITAL CONDYLE			
Max Occipital Moment:	73.00- 88.00 N-m	82.43 N-m	Passed
Occipital Moment Decay:	49.0-64.0 ms	54.00 ms	Passed
HEAD ROTATION TIME WITH RESPECT TO THE OCCIPITAL CONDYLE MOMENT			
Moment to Rotation Peak:	2.0-16.0 ms	7.30 ms	Passed

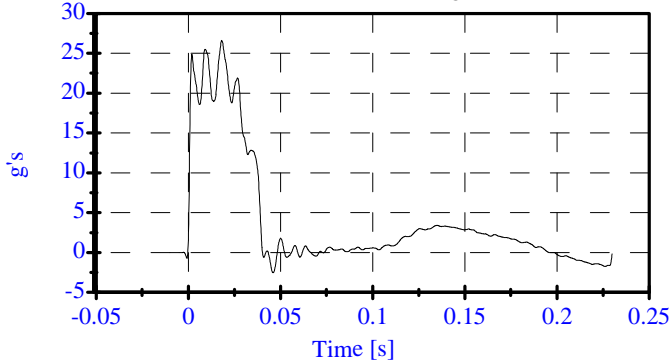
Neck Test
Pre-Test

CONFIGURED FOR LEFT SIDE IMPACT

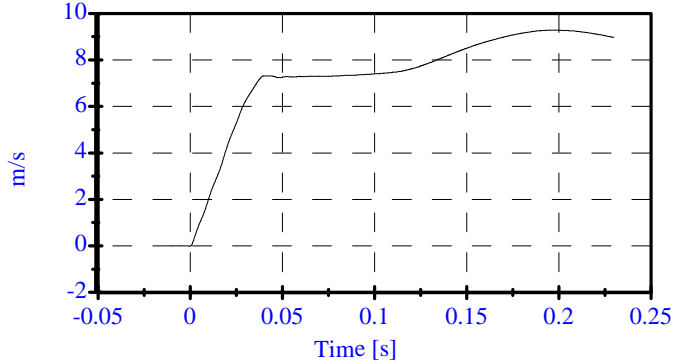
ATD Serial No: 906
Date: 08-29-05

Sequential Test Number: 1 File: 906N 08-29-05
Laboratory Technician: B. Swiecicki

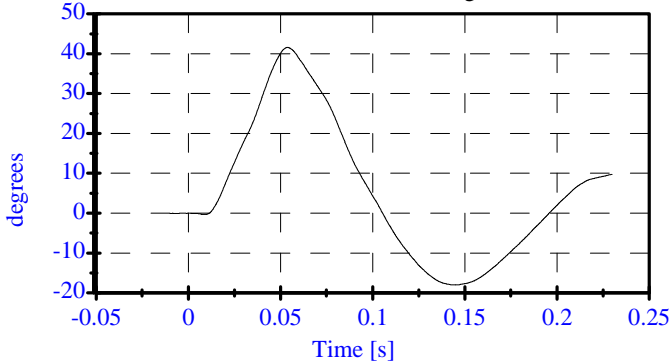
Pend Ax CFC_180 Max: 26.6 [g's] at 0.018 [s]
Min: -2.5 [g's] at 0.046 [s]



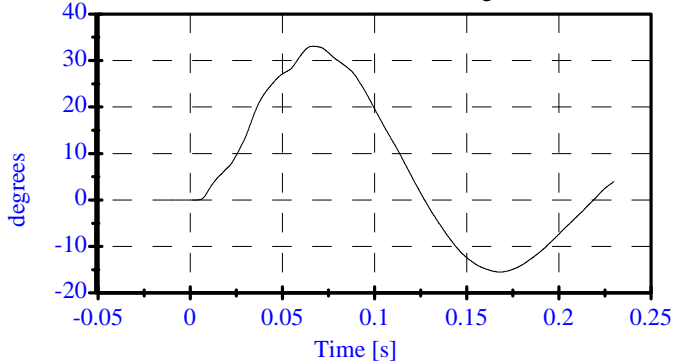
Pend Vx CFC_180 Max: 9.3 [m/s] at 0.196 [s]
Min: -0.0 [m/s] at -0.000 [s]



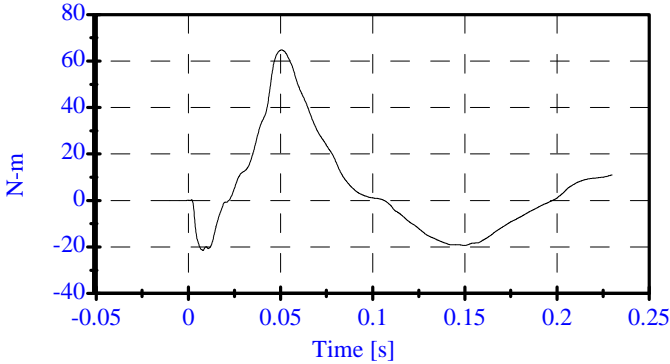
Head Rot CFC_180 Max: 41.6 [degrees] at 0.054 [s]
Min: -18.0 [degrees] at 0.145 [s]



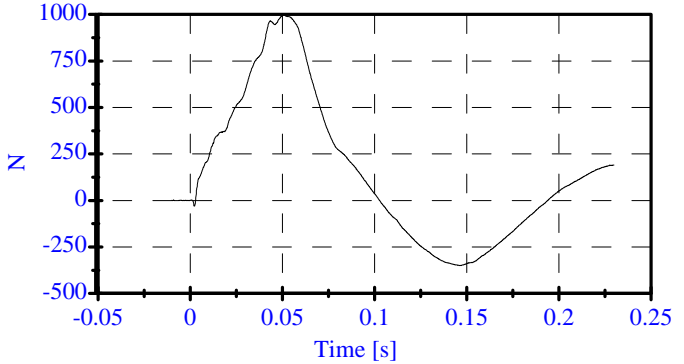
Arm Rot CFC_180 Max: 33.1 [degrees] at 0.067 [s]
Min: -15.5 [degrees] at 0.168 [s]



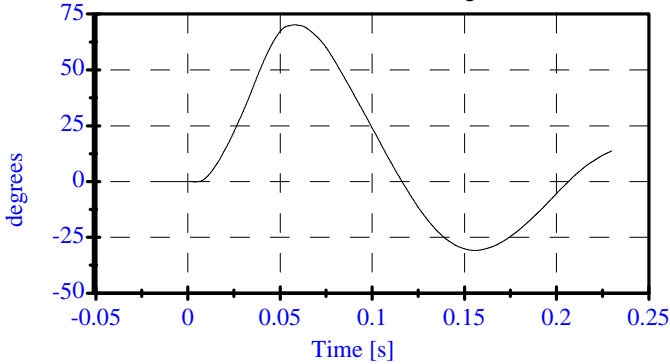
Neck Mx CFC_600 Max: 64.7 [N-m] at 0.051 [s]
Min: -21.5 [N-m] at 0.008 [s]



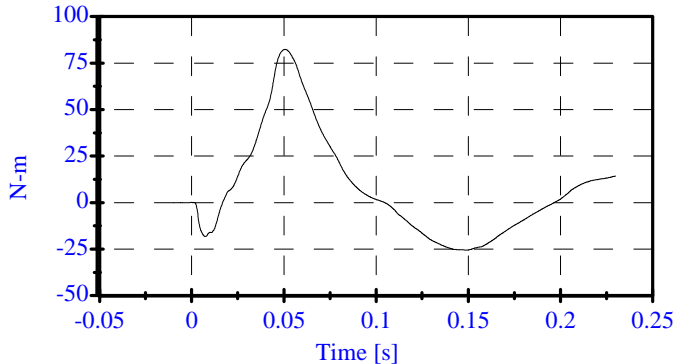
Neck Fy CFC_1000 Max: 996.0 [N] at 0.051 [s]
Min: -350.0 [N] at 0.146 [s]



Tot Rot CFC_180 Max: 70.2 [degrees] at 0.058 [s]
Min: -30.8 [degrees] at 0.156 [s]



MOCX Max: 82.4 [N-m] at 0.051 [s]
Min: -25.4 [N-m] at 0.149 [s]



Abdomen Test

Pre-Test

CONFIGURED FOR LEFT SIDE IMPACT

ATD Serial No: 906

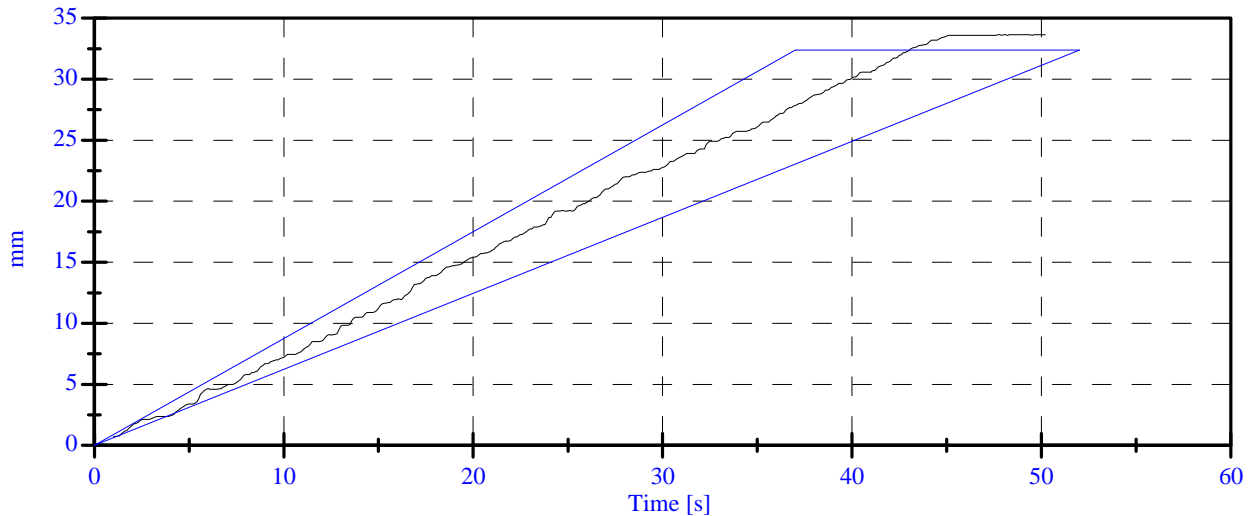
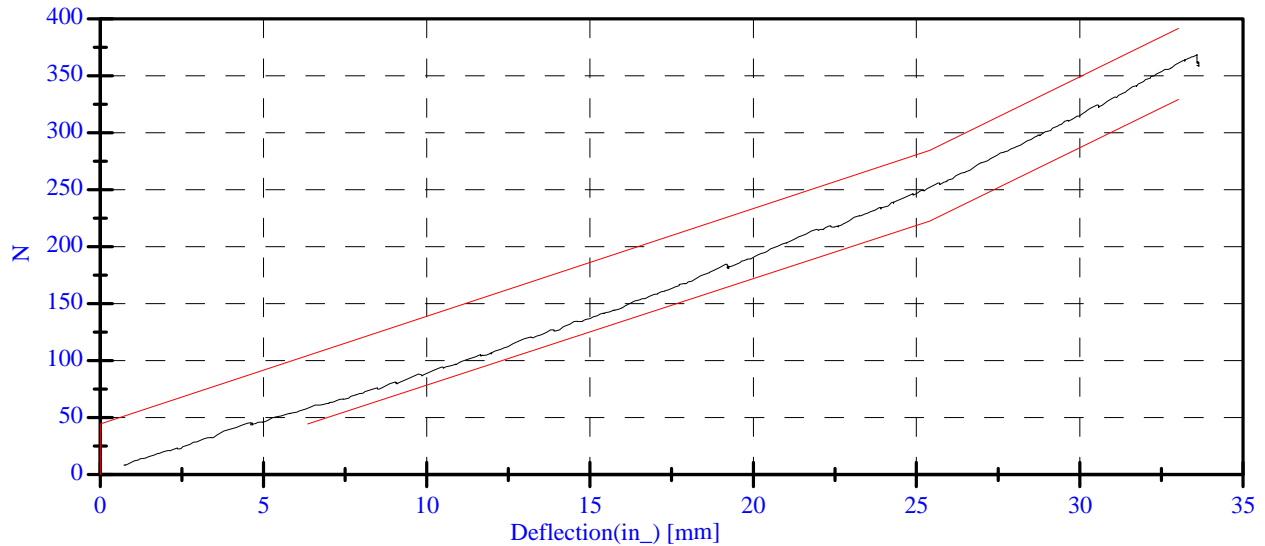
Date: 08-31-05

Sequential Test Number: 1 File: 906ab 08-31-05

Laboratory Technician: B. Swiecicki

<u>TEST PARAMETER</u>	<u>SPECIFICATION</u>	<u>TEST RESULTS</u>	<u>STATUS</u>
Lab Temperature:	18.9-25.5 C	21.1 C	Passed
Lab Humidity:	10-70 %	35.00 %	Passed
Force at 12.95 mm :	104.00-162.00 N	118.97 N	Passed
Force at 19.05 mm :	162.98-220.99 N	184.58 N	Passed
Force at 25.40 mm :	221.97-280.02 N	251.27 N	Passed
Force at 33.02 mm :	324.99-391.00 N	362.56 N	Passed

ABDOMINAL COMPRESSION TEST



**Spine Test
Pre-Test**

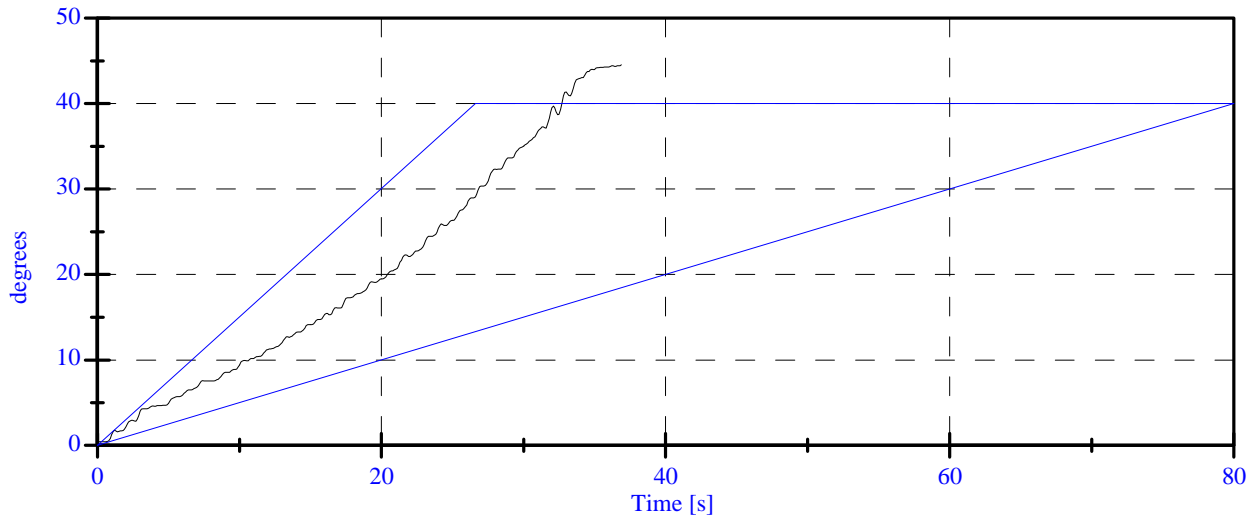
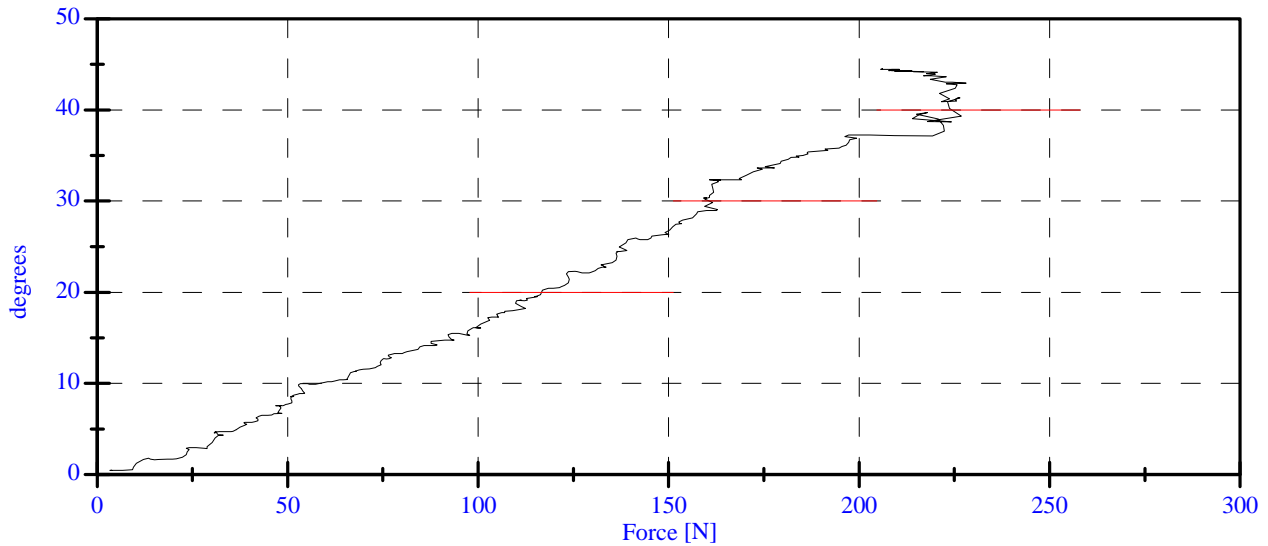
CONFIGURED FOR LEFT SIDE IMPACT

ATD Serial No: 906
Date: 08-31-05

Sequential Test Number: 1 File: 906S 08-31-05
Laboratory Technician: B. Swiecicki

<u>TEST PARAMETER</u>	<u>SPECIFICATION</u>	<u>TEST RESULTS</u>	<u>STATUS</u>
Lab Temperature:	18.9-25.5 C	21.1 C	Passed
Lab Humidity:	10-70 %	35.00 %	Passed
Force at 0 Deg:	0.00-26.69 N	3.27 N	Passed
Force at 20 Deg:	97.86-151.24 N	116.61 N	Passed
Force at 30 Deg:	151.24-204.62 N	161.53 N	Passed
Force at 40 Deg:	204.62-258.00 N	223.68 N	Passed
Return Angle	12 Deg Max	4.44 deg	Passed

LUMBAR SPINE FLEXION TEST



PRE-TEST DUMMY INSPECTION LIST
CONFIGURED FOR LEFT SIDE IMPACT

SID H3 Serial No.: 906 Sequential Test Number: 1.3
 Date: August 31, 2005 Laboratory Technician: B. Swiecicki

PART	ITEMS CHECKED	COMMENTS
SKIN	VISUAL INSPECTION	OK
HEAD	VISUAL, BALLAST, ACCELEROMETER MOUNT	OK
NECK	VISUAL, CABLE TORQUE	OK
SPINE BOX	VISUAL, BALLAST, WELDMENT, ACCELEROMETER MOUNT	OK
RIB CAGE	VISUAL, MEASURE, STIFFENERS	OK
STERNUM	VISUAL	OK
LUMBAR SPINE	VISUAL	OK
ABDOMEN	VISUAL	OK
PELVIS	VISUAL, PALPATE, ACCELEROMETER MOUNT	OK
UPPER LEGS	VISUAL	OK
KNEES	VISUAL, STOPS, INSERTS	OK
LOWER LEGS	VISUAL, RANGE OF MOTION	OK
ANKLES	VISUAL, RANGE OF MOTION	OK
FEET	VISUAL, RANGE OF MOTION	OK
JOINTS	1 TO 2 g RANGE	OK
OTHER	NONE	-

REMARKS: None

CALIBRATION TEST RESULTS

POST TEST

SID H3 NO.: 905

CONFIGURED FOR LEFT SIDE IMPACT

**CALIBRATION TEST RESULTS SUMMARY
POST TEST**

CONFIGURED FOR LEFT SIDE IMPACT

SID H3 Serial No.: 905 Sequential Test Number: 1.4
Date: September 22, 2005 Laboratory Technician: B. Swiecicki

TEST	COMMENTS
EXTERNAL DIMENSIONS	Passed all requirements.
LATERAL THORAX IMPACT TEST	Passed all requirements.
LATERAL PELVIS IMPACT TEST	Passed all requirements.
HEAD DROP TEST*	Passed all requirements.
LATERAL NECK BEND TEST*	Passed all requirements.
ABDOMINAL COMPRESSION TEST*	Passed all requirements.
LUMBAR FLEXION TEST*	Passed all requirements.

* Test not required for SID certification.

REMARKS: None

**EXTERNAL DIMENSIONS
POST TEST**

CONFIGURED FOR LEFT SIDE IMPACT

SID H3 Serial No.: 905 Sequential Test Number: 1.4
Date: September 22, 2005 Laboratory Technician: B. Swiecicki

TEST PARAMETER	SPECIFICATION	TEST RESULTS
SH- Seated Height (mm)	889 - 909	907
RH- Rib Height (mm)	502 - 520	518
HP- Hip Pivot Height (mm)	99 ref.	99
RD- Rib from Back Line (mm)	229 - 241	241
KH- Knee Pivot from Back Line (mm)	511 - 526	521
KV- Knee Pivot to Floor (mm)	490 - 505	493
HW- Hip Width (mm)	356 - 391	366

REMARKS: None

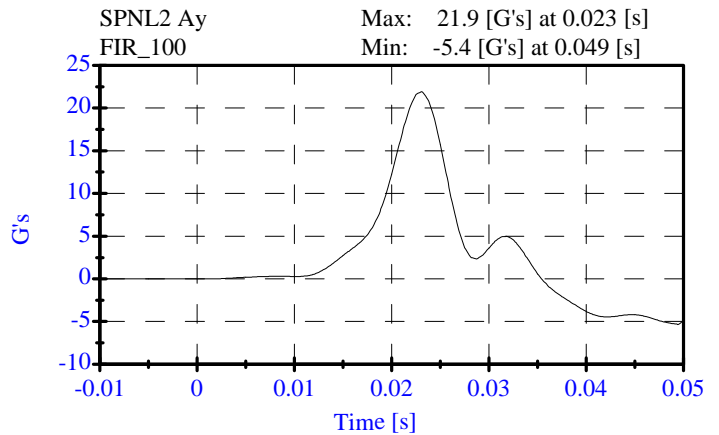
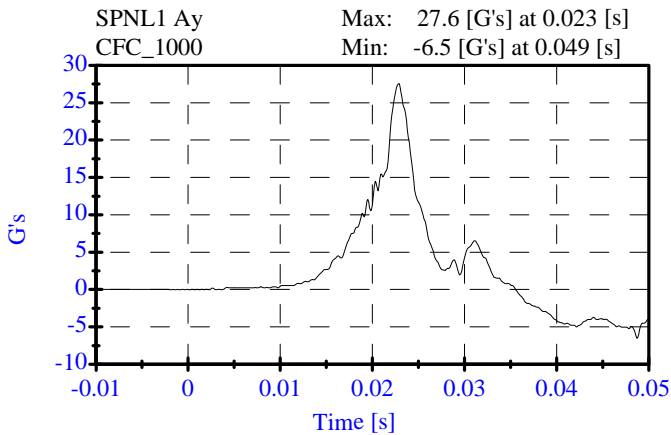
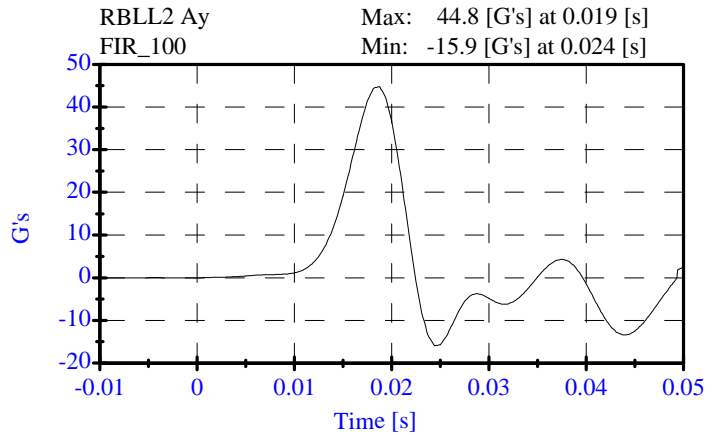
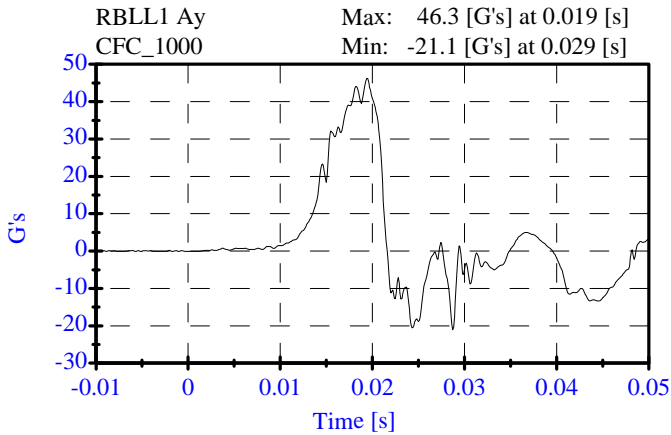
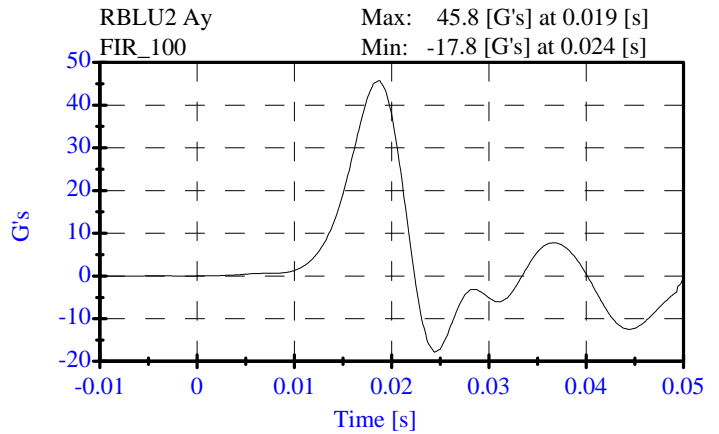
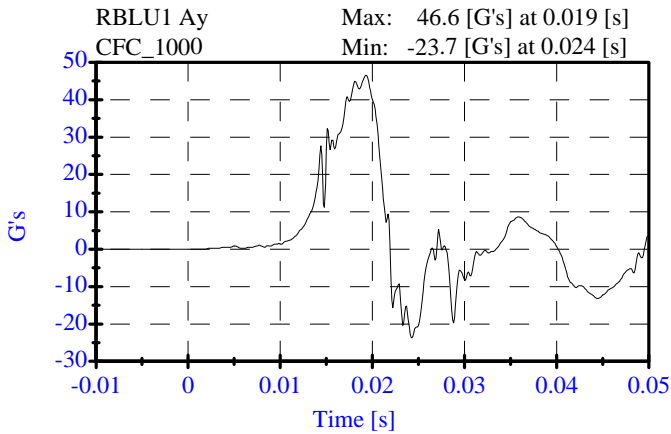
**Thorax Impact
Post-Test**

CONFIGURED FOR LEFT SIDE IMPACT

ATD Serial No: 905
Date: 09-21-05

Sequential Test Number: 1 File: 905T1 09-21-05
Laboratory Technician: B. Swiecicki

<u>TEST PARAMETER</u>	<u>SPECIFICATION</u>	<u>TEST RESULTS</u>	<u>STATUS</u>
Lab Temperature:	18.9-25.5 C	21.1 C	Passed
Lab Humidity:	10-70 %	33.00 %	Passed
Probe Velocity:	4.27- 4.33 m/s	4.33 m/s	Passed
Upper Rib Acceleration:	37.00-46.00 G's	45.75 G's	Passed
Lower Rib Acceleration:	37.00-46.00 G's	44.78 G's	Passed
Lower Spine Acceleration:	15.00-22.00 G's	21.93 G's	Passed



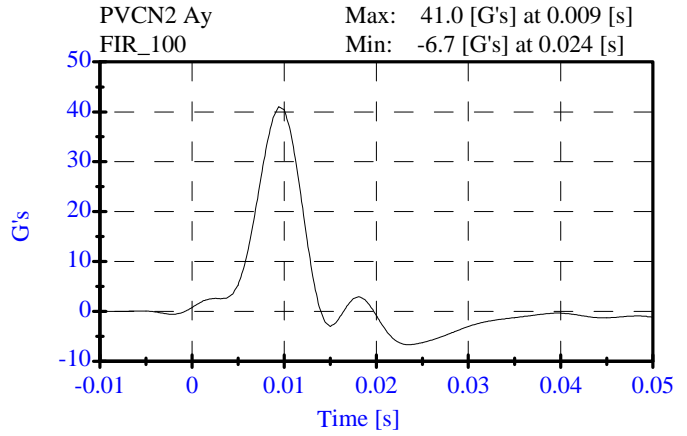
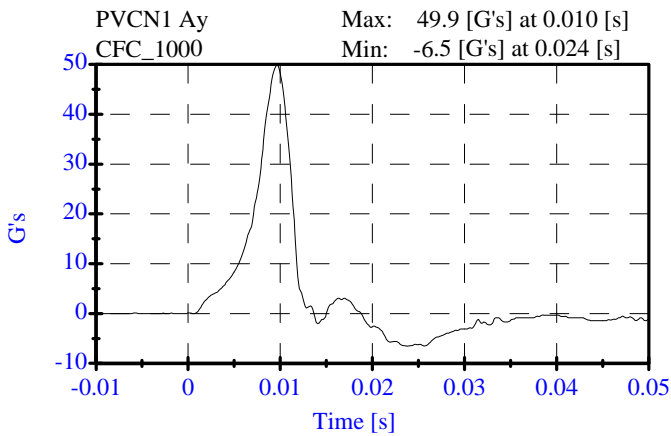
**Pelvic Impact
Post-Test**

CONFIGURED FOR LEFT SIDE IMPACT

ATD Serial No: 905
Date: 09-21-05

Sequential Test Number: 1 File: 905P 09-21-05
Laboratory Technician: B. Swiecicki

<u>TEST PARAMETER</u>	<u>SPECIFICATION</u>	<u>TEST RESULTS</u>	<u>STATUS</u>
Lab Temperature:	18.9-25.5 C	21.1 C	Passed
Lab Humidity:	10-70 %	33.00 %	Passed
Probe Velocity:	4.27- 4.33 m/s	4.28 m/s	Passed
Pelvis Y Acceleration:	40.00-60.00 G's	41.04 G's	Passed
Time Above 20 Gs	3.0-7.0 ms	5.2 ms	Passed



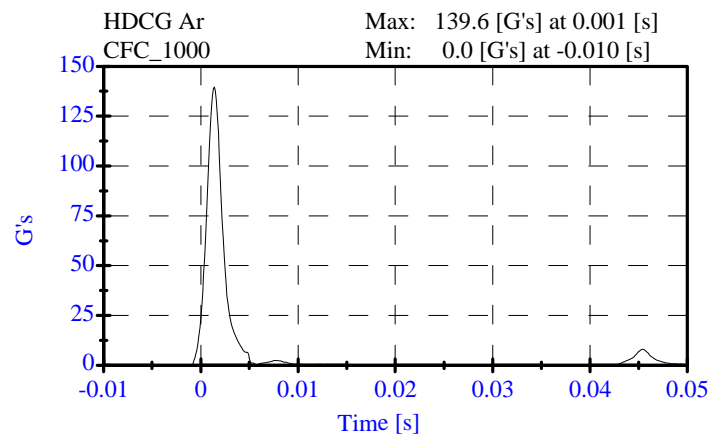
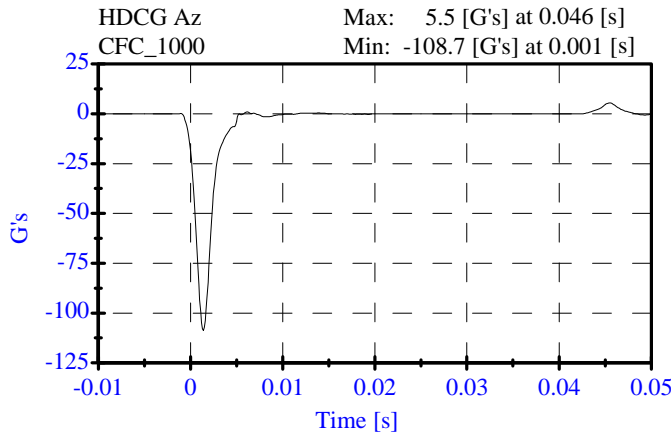
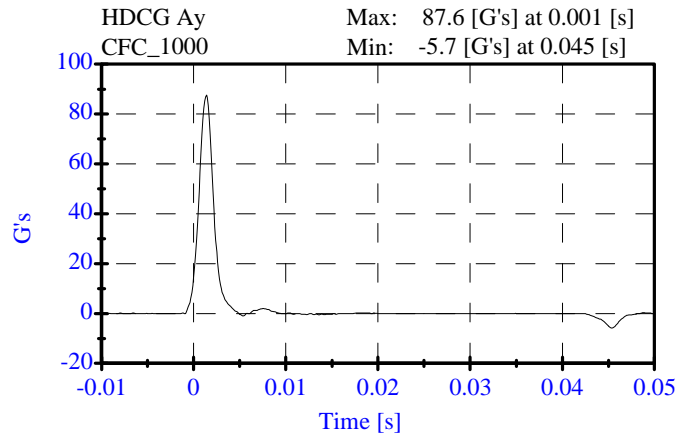
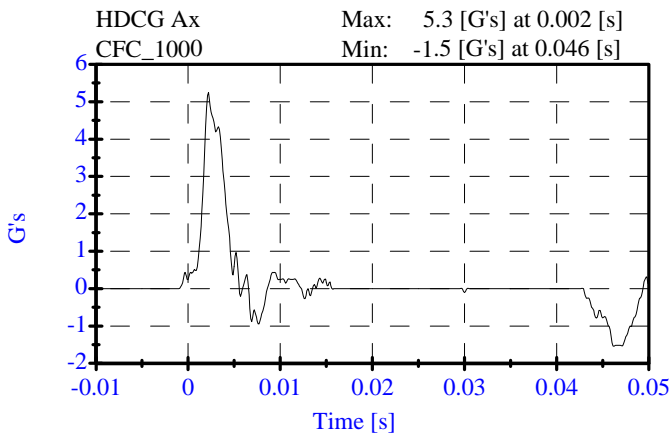
**Head Drop
Post-Test**

CONFIGURED FOR LEFT SIDE IMPACT

ATD Serial No: 905
Date: 09-19-05

Sequential Test Number: 1 File: 905H1 09-19-05
Laboratory Technician: B. Swiecicki

<u>TEST PARAMETER</u>	<u>SPECIFICATION</u>	<u>TEST RESULTS</u>	<u>STATUS</u>
Lab Temperature:	18.9-25.6 C	21.1 C	Passed
Lab Humidity:	10-70 %	33.00 %	Passed
Peak Resultant Accel.:	120-150 Gs	139.63 Gs	Passed
Peak Lateral Accel.:	15 Gs Max	5.25 Gs	Passed
Curve PerCent NonModal:	< 15%	5.69 %	Passed



**Neck Test
Post-Test**

CONFIGURED FOR LEFT SIDE IMPACT

ATD Serial No: 905
Date: 09-20-05

Sequential Test Number: 1 File: 905N 09-20-05
Laboratory Technician: B. Swiecicki

<u>TEST PARAMETER</u>	<u>SPECIFICATION</u>	<u>TEST RESULTS</u>	<u>STATUS</u>
Lab Temperature:	20.6-22.2 C	21.1 C	Passed
Lab Humidity:	10-70 %	36.00 %	Passed
Impact Velocity:	6.89- 7.13 m/s	7.00 m/s	Passed
PENDULUM DELTA V			
Delta V at 10 ms:	1.96- 2.55 m/s	2.14 m/s	Passed
Delta V at 20 ms:	4.12- 5.10 m/s	4.49 m/s	Passed
Delta V at 30 ms:	5.73- 7.01 m/s	6.49 m/s	Passed
Delta V between 40-70 ms:	6.27- 7.64 m/s	7.51 m/s	Passed
D PLANE ROTATION			
Maximum Rotation:	66.0-82.0 Deg	71.47 Deg	Passed
Rotation Angle Decay:	58.0-67.0 ms	58.80 ms	Passed
MOMENT ABOUT THE OCCIPITAL CONDYLE			
Max Occipital Moment:	73.00- 88.00 N-m	86.72 N-m	Passed
Occipital Moment Decay:	49.0-64.0 ms	57.50 ms	Passed
HEAD ROTATION TIME WITH RESPECT TO THE OCCIPITAL CONDYLE MOMENT			
Moment to Rotation Peak:	2.0-16.0 ms	10.10 ms	Passed

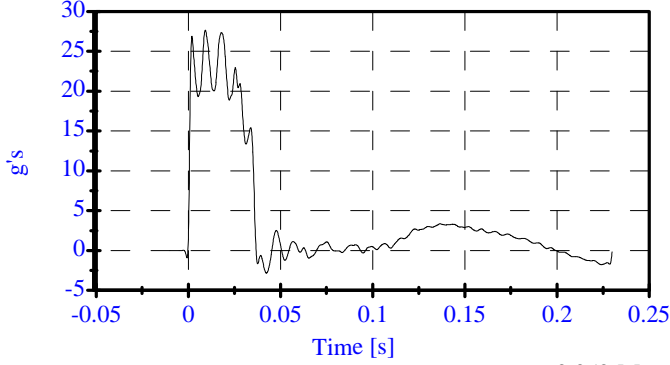
Neck Test
Post-Test

CONFIGURED FOR LEFT SIDE IMPACT

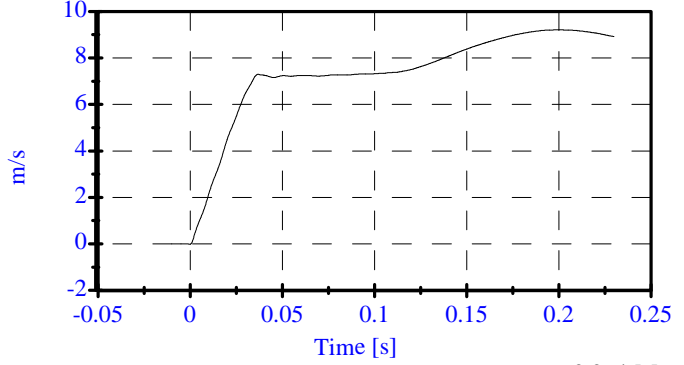
ATD Serial No: 905
Date: 09-20-05

Sequential Test Number: 1 File: 905N 09-20-05
Laboratory Technician: B. Swiecicki

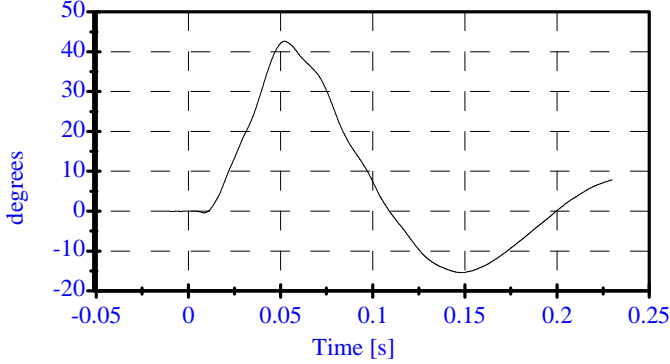
Pend Ax CFC_180 Max: 27.7 [g/s] at 0.009 [s]
Min: -2.8 [g/s] at 0.042 [s]



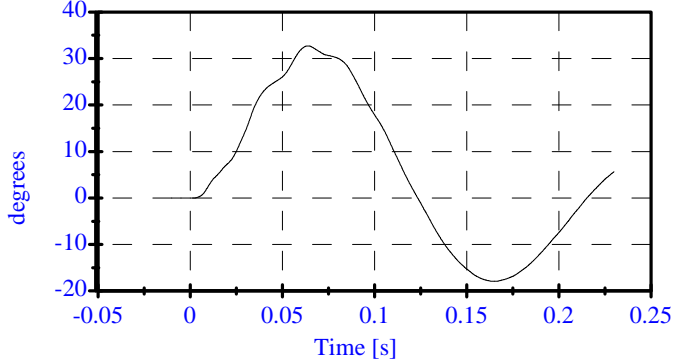
Pend Vx CFC_180 Max: 9.2 [m/s] at 0.200 [s]
Min: -0.0 [m/s] at -0.000 [s]



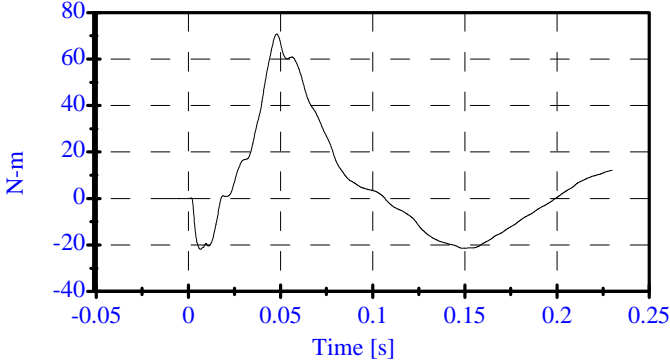
Head Rot CFC_180 Max: 42.7 [degrees] at 0.052 [s]
Min: -15.4 [degrees] at 0.149 [s]



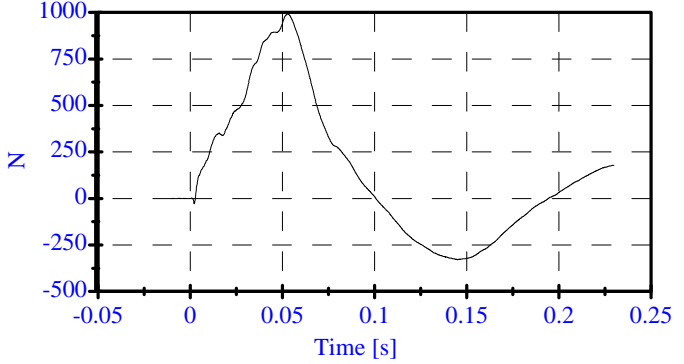
Arm Rot CFC_180 Max: 32.7 [degrees] at 0.064 [s]
Min: -17.9 [degrees] at 0.164 [s]



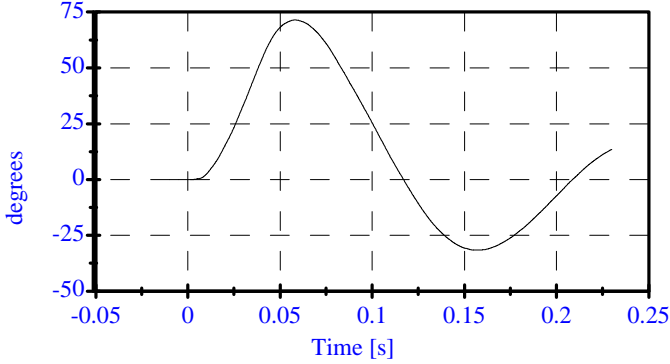
Neck Mx CFC_600 Max: 70.7 [N-m] at 0.048 [s]
Min: -21.8 [N-m] at 0.007 [s]



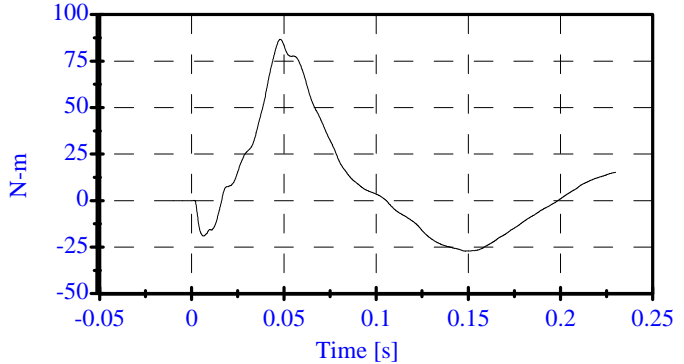
Neck Fy CFC_1000 Max: 990.8 [N] at 0.053 [s]
Min: -328.8 [N] at 0.145 [s]



Tot Rot CFC_180 Max: 71.5 [degrees] at 0.058 [s]
Min: -31.6 [degrees] at 0.157 [s]



MOCX Max: 86.7 [N-m] at 0.048 [s]
Min: -27.2 [N-m] at 0.148 [s]



Abdomen Test

Post-Test

CONFIGURED FOR LEFT SIDE IMPACT

ATD Serial No: 905

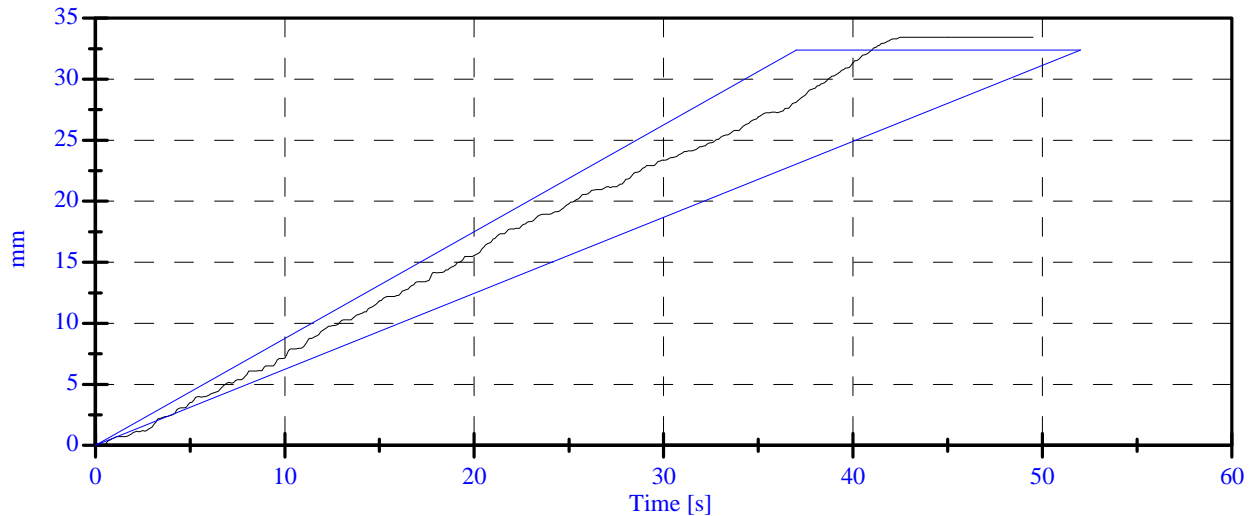
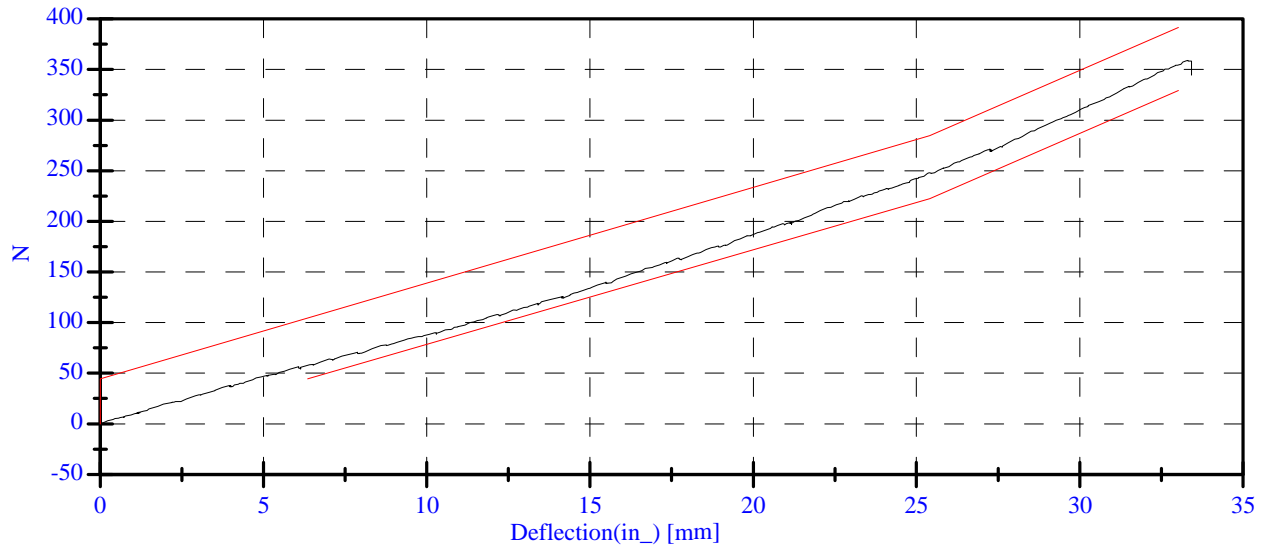
Date: 09-21-05

Sequential Test Number: 1 File: 905Ab 09-21-05

Laboratory Technician: B. Swiecicki

<u>TEST PARAMETER</u>	<u>SPECIFICATION</u>	<u>TEST RESULTS</u>	<u>STATUS</u>
Lab Temperature:	18.9-25.5 C	21.1 C	Passed
Lab Humidity:	10-70 %	33.00 %	Passed
Force at 12.95 mm :	104.00-162.00 N	114.98 N	Passed
Force at 19.05 mm :	162.98-220.99 N	176.24 N	Passed
Force at 25.40 mm :	221.97-280.02 N	248.01 N	Passed
Force at 33.02 mm :	324.99-391.00 N	354.22 N	Passed

ABDOMINAL COMPRESSION TEST



**Spine Test
Post-Test**

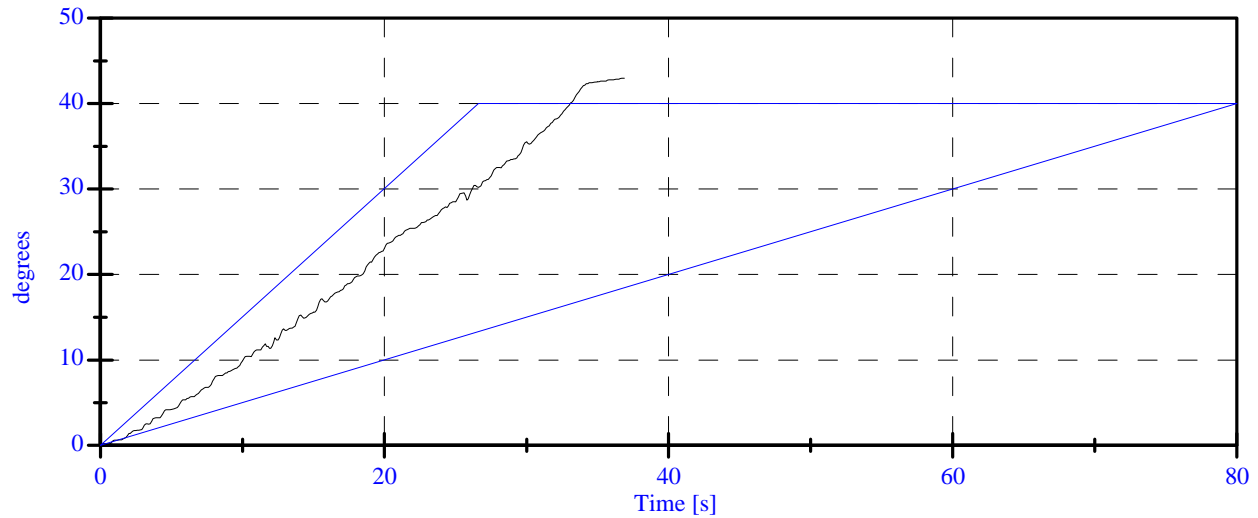
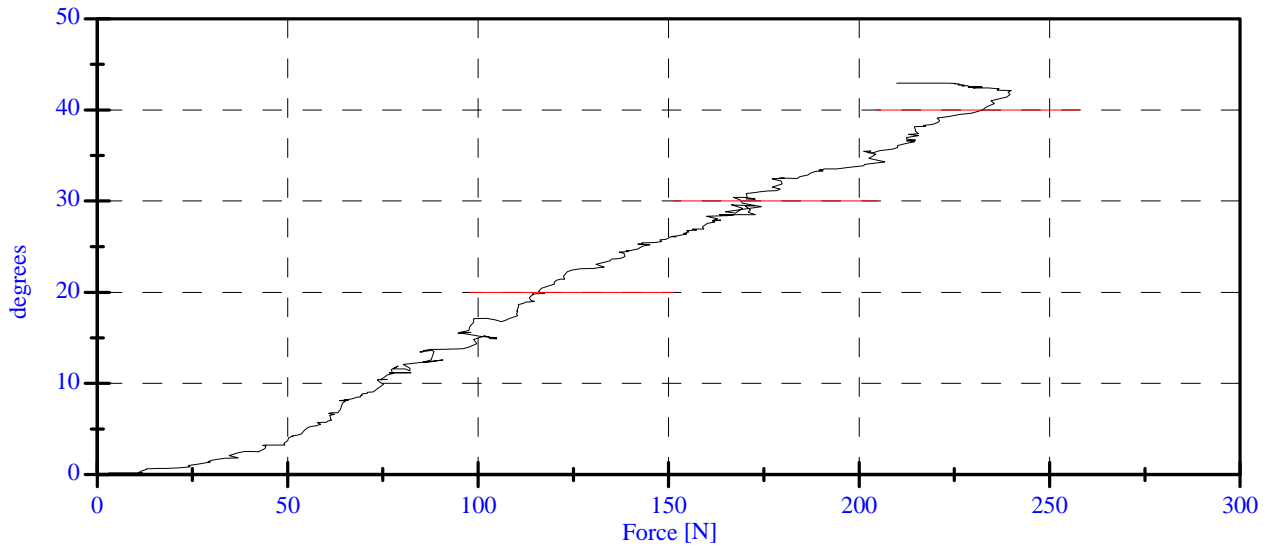
CONFIGURED FOR LEFT SIDE IMPACT

ATD Serial No: 905
Date: 09-21-05

Sequential Test Number: 1 File: 905Spine 09-21-05
Laboratory Technician: B. Swiecicki

<u>TEST PARAMETER</u>	<u>SPECIFICATION</u>	<u>TEST RESULTS</u>	<u>STATUS</u>
Lab Temperature:	18.9-25.5 C	21.1 C	Passed
Lab Humidity:	10-70 %	33.00 %	Passed
Force at 0 Deg:	0.00-26.69 N	3.01 N	Passed
Force at 20 Deg:	97.86-151.24 N	116.35 N	Passed
Force at 30 Deg:	151.24-204.62 N	168.84 N	Passed
Force at 40 Deg:	204.62-258.00 N	232.82 N	Passed
Return Angle	12 Deg Max	3.55 deg	Passed

LUMBAR SPINE FLEXION TEST



POST TEST DUMMY INSPECTION LIST
CONFIGURED FOR LEFT SIDE IMPACT

SID H3 Serial No.: 905 Sequential Test Number: 1.4
 Date: September 22, 2005 Laboratory Technician: B. Swiecicki

PART	ITEMS CHECKED	COMMENTS
SKIN	VISUAL INSPECTION	OK
HEAD	VISUAL, BALLAST, ACCELEROMETER MOUNT	OK
NECK	VISUAL, CABLE TORQUE	OK
SPINE BOX	VISUAL, BALLAST, WELDMENT, ACCELEROMETER MOUNT	OK
RIB CAGE	VISUAL, MEASURE, STIFFENERS	OK
STERNUM	VISUAL	OK
LUMBAR SPINE	VISUAL	OK
ABDOMEN	VISUAL	OK
PELVIS	VISUAL, PALPATE, ACCELEROMETER MOUNT	OK
UPPER LEGS	VISUAL	OK
KNEES	VISUAL, STOPS, INSERTS	OK
LOWER LEGS	VISUAL, RANGE OF MOTION	OK
ANKLES	VISUAL, RANGE OF MOTION	OK
FEET	VISUAL, RANGE OF MOTION	OK
JOINTS	1 TO 2 g RANGE	OK
OTHER	NONE	-

REMARKS: None

CALIBRATION TEST RESULTS

POST TEST

SID H3 NO.: 906

CONFIGURED FOR LEFT SIDE IMPACT

**CALIBRATION TEST RESULTS SUMMARY
POST TEST**

CONFIGURED FOR LEFT SIDE IMPACT

SID H3 Serial No.: 906 Sequential Test Number: 1.4
Date: September 22, 2005 Laboratory Technician: B. Swiecicki

TEST	COMMENTS
EXTERNAL DIMENSIONS	Passed all requirements.
LATERAL THORAX IMPACT TEST	Passed all requirements.
LATERAL PELVIS IMPACT TEST	Passed all requirements.
HEAD DROP TEST*	Passed all requirements.
LATERAL NECK BEND TEST*	Passed all requirements.
ABDOMINAL COMPRESSION TEST*	Passed all requirements.
LUMBAR FLEXION TEST*	Passed all requirements.

* Test not required for SID certification.

REMARKS: None

**EXTERNAL DIMENSIONS
POST TEST**

CONFIGURED FOR LEFT SIDE IMPACT

SID H3 Serial No.: 906 Sequential Test Number: 1.4
Date: September 22, 2005 Laboratory Technician: B. Swiecicki

TEST PARAMETER	SPECIFICATION	TEST RESULTS
SH- Seated Height (mm)	889 - 909	907
RH- Rib Height (mm)	502 - 520	516
HP- Hip Pivot Height (mm)	99 ref.	99
RD- Rib from Back Line (mm)	229 - 241	239
KH- Knee Pivot from Back Line (mm)	511 - 526	516
KV- Knee Pivot to Floor (mm)	490 - 505	493
HW- Hip Width (mm)	356 - 391	381

REMARKS: None

Thorax Impact

Post-Test

CONFIGURED FOR LEFT SIDE IMPACT

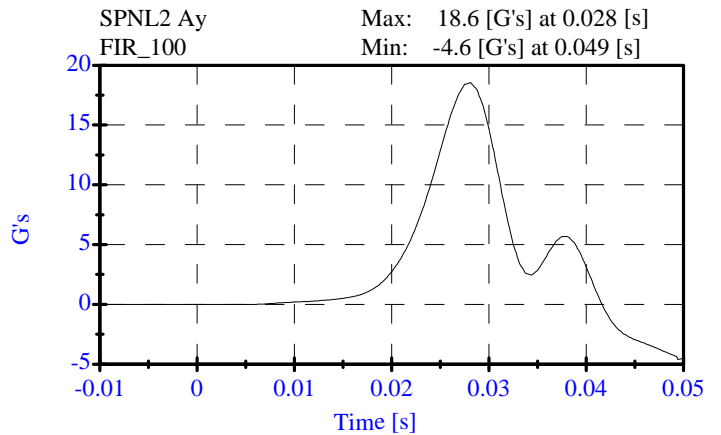
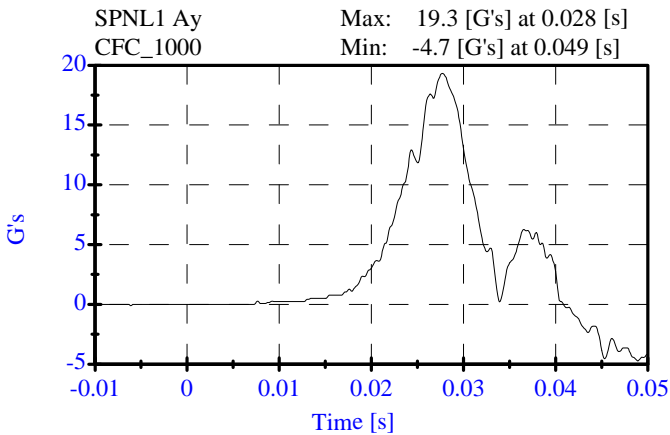
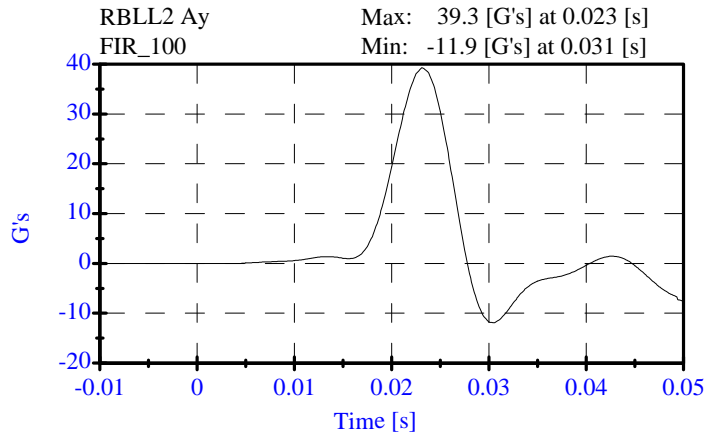
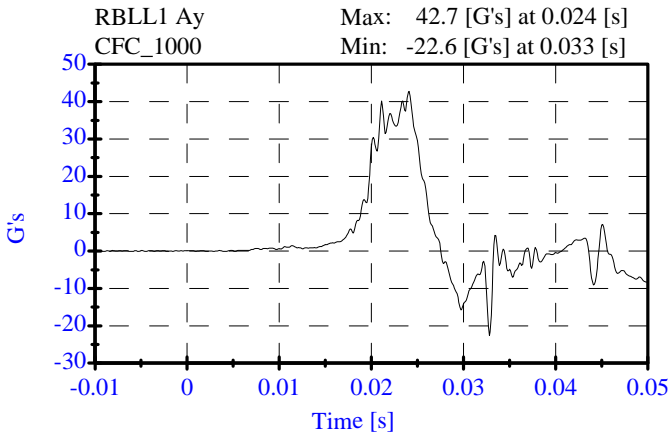
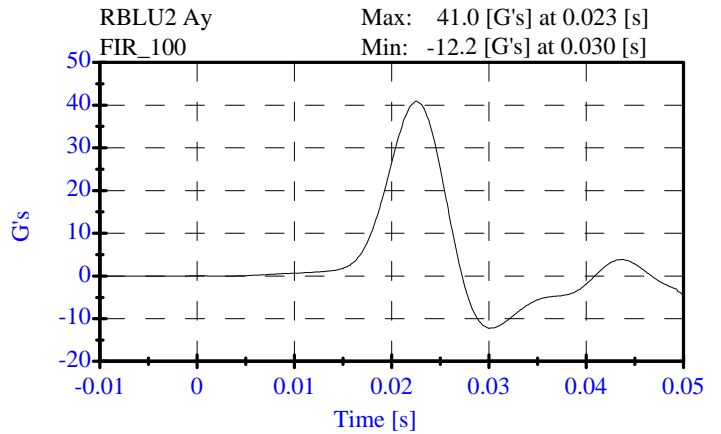
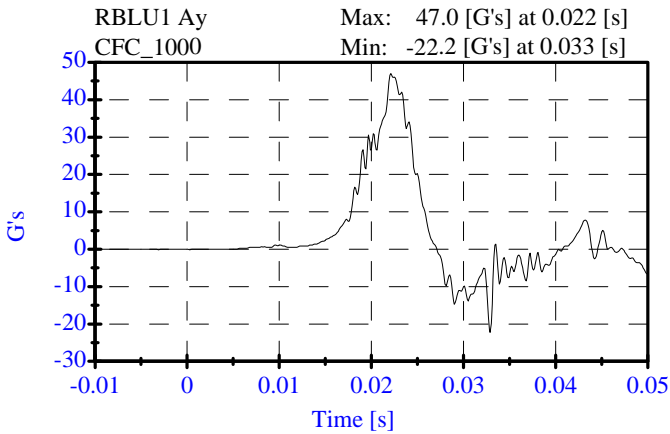
ATD Serial No: 906

Date: 09-21-05

Sequential Test Number: 1 File: 906T 09-21-05

Laboratory Technician: B. Swiecicki

<u>TEST PARAMETER</u>	<u>SPECIFICATION</u>	<u>TEST RESULTS</u>	<u>STATUS</u>
Lab Temperature:	18.9-25.5 C	21.1 C	Passed
Lab Humidity:	10-70 %	33.00 %	Passed
Probe Velocity:	4.27- 4.33 m/s	4.28 m/s	Passed
Upper Rib Acceleration:	37.00-46.00 G's	41.00 G's	Passed
Lower Rib Acceleration:	37.00-46.00 G's	39.29 G's	Passed
Lower Spine Acceleration:	15.00-22.00 G's	18.55 G's	Passed



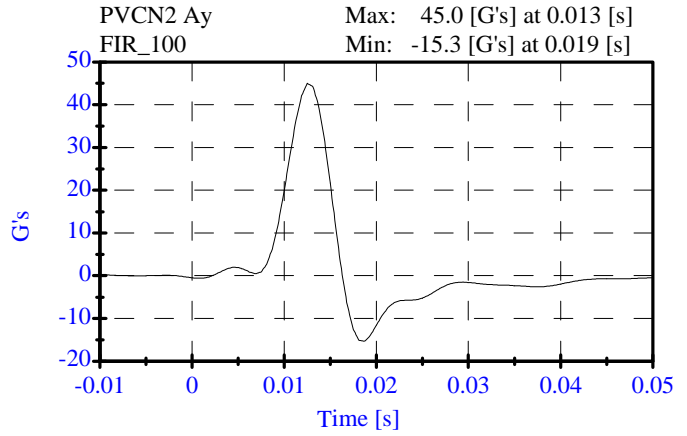
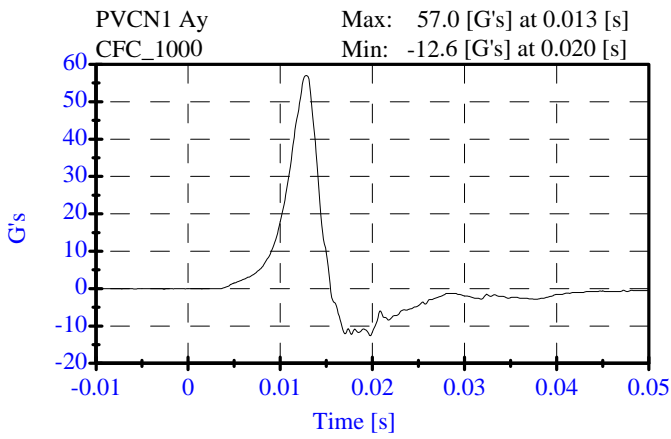
**Pelvic Impact
Post-Test**

CONFIGURED FOR LEFT SIDE IMPACT

ATD Serial No: 906
Date: 09-21-05

Sequential Test Number: 1 File: 906P 09-21-05
Laboratory Technician: B. Swiecicki

<u>TEST PARAMETER</u>	<u>SPECIFICATION</u>	<u>TEST RESULTS</u>	<u>STATUS</u>
Lab Temperature:	18.9-25.5 C	21.1 C	Passed
Lab Humidity:	10-70 %	33.00 %	Passed
Probe Velocity:	4.27- 4.33 m/s	4.29 m/s	Passed
Pelvis Y Acceleration:	40.00-60.00 G's	45.01 G's	Passed
Time Above 20 Gs	3.0-7.0 ms	5.1 ms	Passed



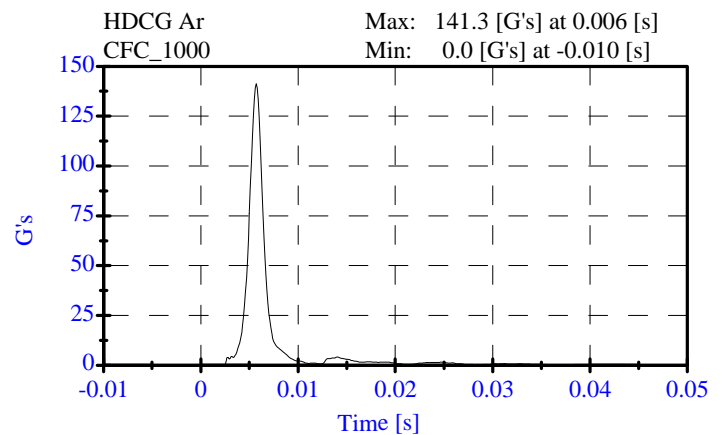
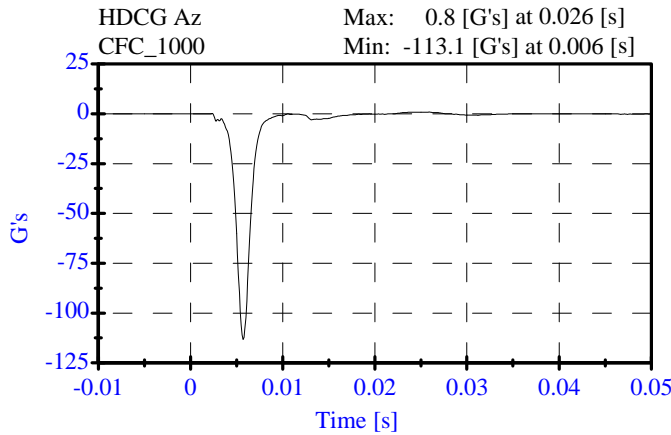
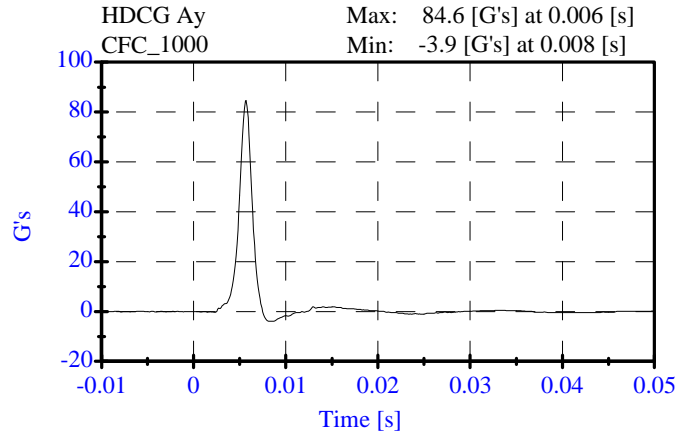
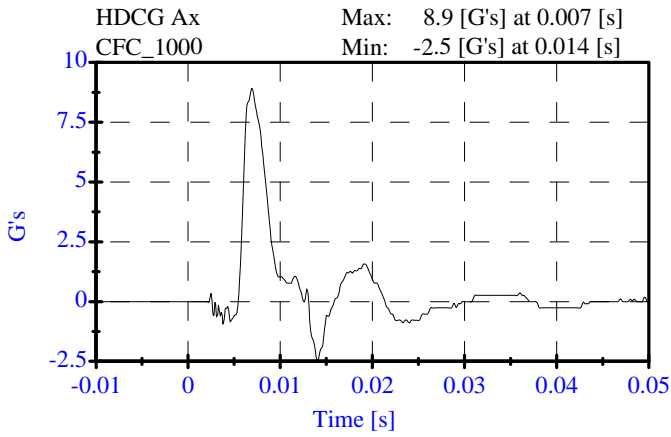
**Head Drop
Post-Test**

CONFIGURED FOR LEFT SIDE IMPACT

ATD Serial No: 906
Date: 09-19-05

Sequential Test Number: 1 File: 906H 09-19-05
Laboratory Technician: B. Swiecicki

<u>TEST PARAMETER</u>	<u>SPECIFICATION</u>	<u>TEST RESULTS</u>	<u>STATUS</u>
Lab Temperature:	18.9-25.6 C	21.1 C	Passed
Lab Humidity:	10-70 %	33.00 %	Passed
Peak Resultant Accel.:	120-150 Gs	141.28 Gs	Passed
Peak Lateral Accel.:	15 Gs Max	8.92 Gs	Passed
Curve PerCent NonModal:	< 15%	2.94 %	Passed



**Neck Test
Post-Test**

CONFIGURED FOR LEFT SIDE IMPACT

ATD Serial No: 906
Date: 09-21-05

Sequential Test Number: 1 File: 906N 09-20-05
Laboratory Technician: B. Swiecicki

<u>TEST PARAMETER</u>	<u>SPECIFICATION</u>	<u>TEST RESULTS</u>	<u>STATUS</u>
Lab Temperature:	20.6-22.2 C	21.1 C	Passed
Lab Humidity:	10-70 %	35.00 %	Passed
Impact Velocity:	6.89- 7.13 m/s	6.98 m/s	Passed
PENDULUM DELTA V			
Delta V at 10 ms:	1.96- 2.55 m/s	2.04 m/s	Passed
Delta V at 20 ms:	4.12- 5.10 m/s	4.27 m/s	Passed
Delta V at 30 ms:	5.73- 7.01 m/s	6.28 m/s	Passed
Delta V between 40-70 ms:	6.27- 7.64 m/s	7.59 m/s	Passed
D PLANE ROTATION			
Maximum Rotation:	66.0-82.0 Deg	71.87 Deg	Passed
Rotation Angle Decay:	58.0-67.0 ms	58.30 ms	Passed
MOMENT ABOUT THE OCCIPITAL CONDYLE			
Max Occipital Moment:	73.00- 88.00 N-m	85.39 N-m	Passed
Occipital Moment Decay:	49.0-64.0 ms	55.80 ms	Passed
HEAD ROTATION TIME WITH RESPECT TO THE OCCIPITAL CONDYLE MOMENT			
Moment to Rotation Peak:	2.0-16.0 ms	8.30 ms	Passed

**Neck Test
Post-Test**

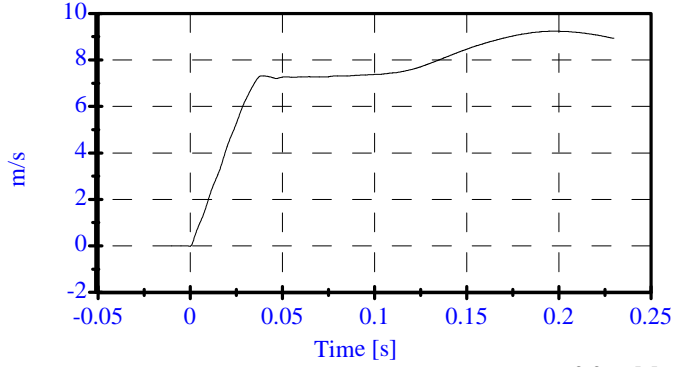
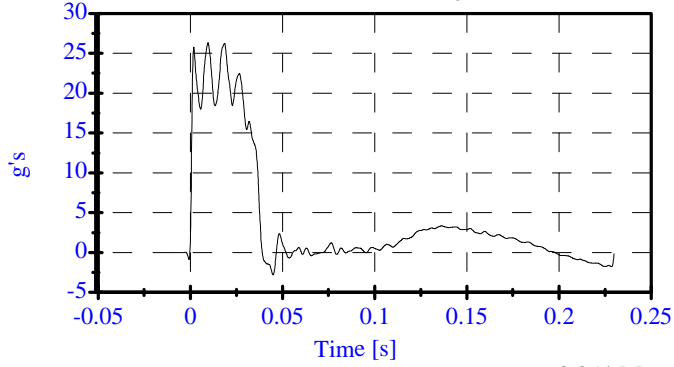
CONFIGURED FOR LEFT SIDE IMPACT

ATD Serial No: 906
Date: 09-21-05

Sequential Test Number: 1 File: 906N 09-20-05
Laboratory Technician: B. Swiecicki

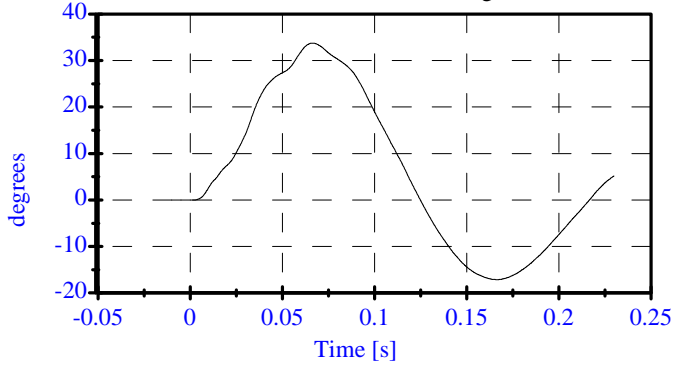
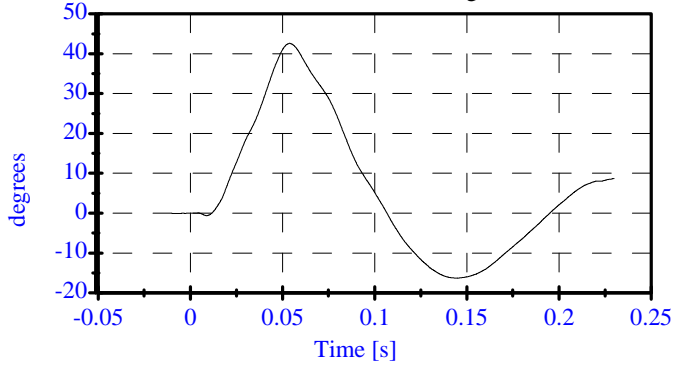
Pend Ax CFC_180 Max: 26.3 [g/s] at 0.010 [s]
Min: -2.8 [g/s] at 0.045 [s]

Pend Vx CFC_180 Max: 9.2 [m/s] at 0.198 [s]
Min: -0.0 [m/s] at -0.000 [s]



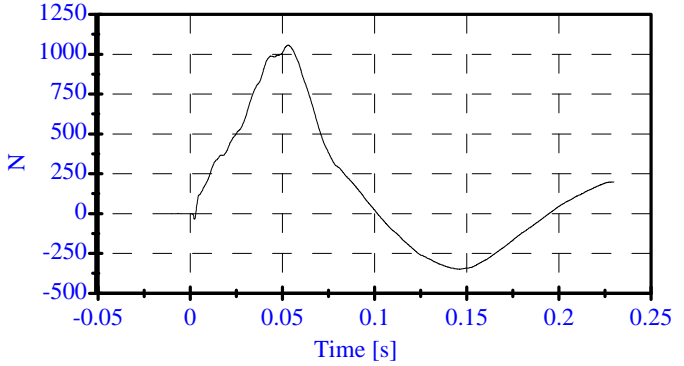
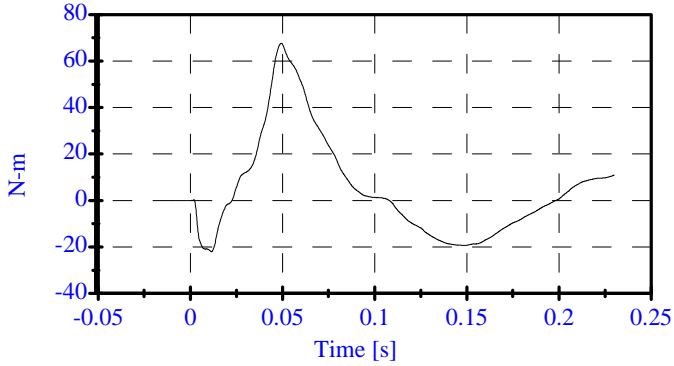
Head Rot CFC_180 Max: 42.6 [degrees] at 0.054 [s]
Min: -16.3 [degrees] at 0.144 [s]

Arm Rot CFC_180 Max: 33.7 [degrees] at 0.066 [s]
Min: -17.1 [degrees] at 0.167 [s]



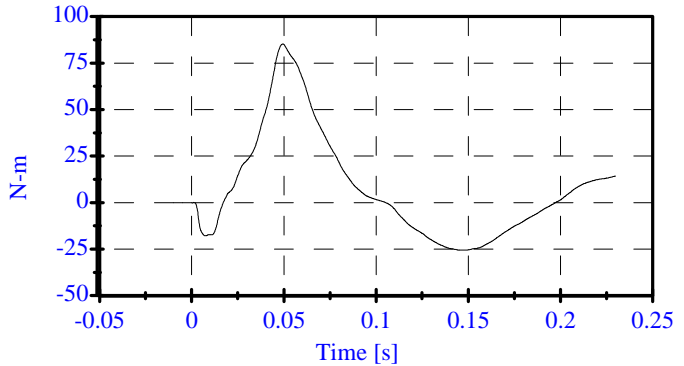
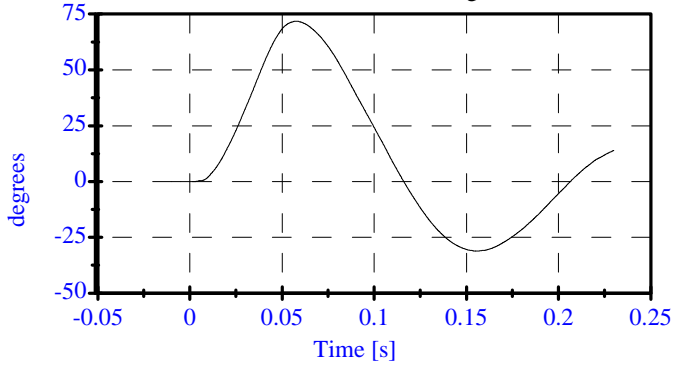
Neck Mx CFC_600 Max: 67.6 [N-m] at 0.049 [s]
Min: -22.0 [N-m] at 0.012 [s]

Neck Fy CFC_1000 Max: 1057.5 [N] at 0.053 [s]
Min: -348.8 [N] at 0.146 [s]



Tot Rot CFC_180 Max: 71.9 [degrees] at 0.058 [s]
Min: -31.1 [degrees] at 0.156 [s]

MOCX Max: 85.4 [N-m] at 0.049 [s]
Min: -25.5 [N-m] at 0.148 [s]



Abdomen Test

Post-Test

CONFIGURED FOR LEFT SIDE IMPACT

ATD Serial No: 906

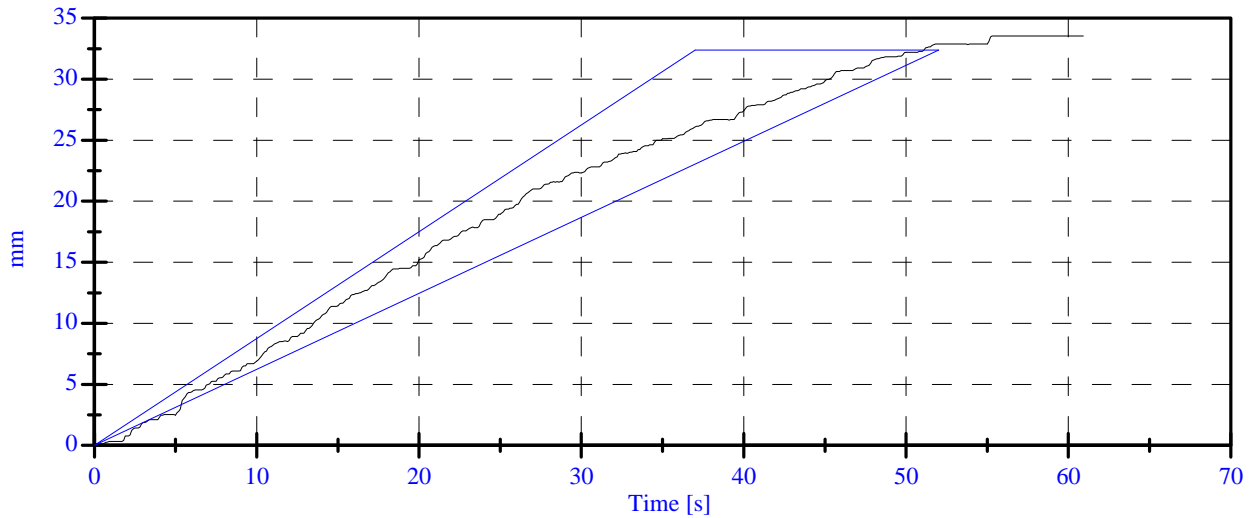
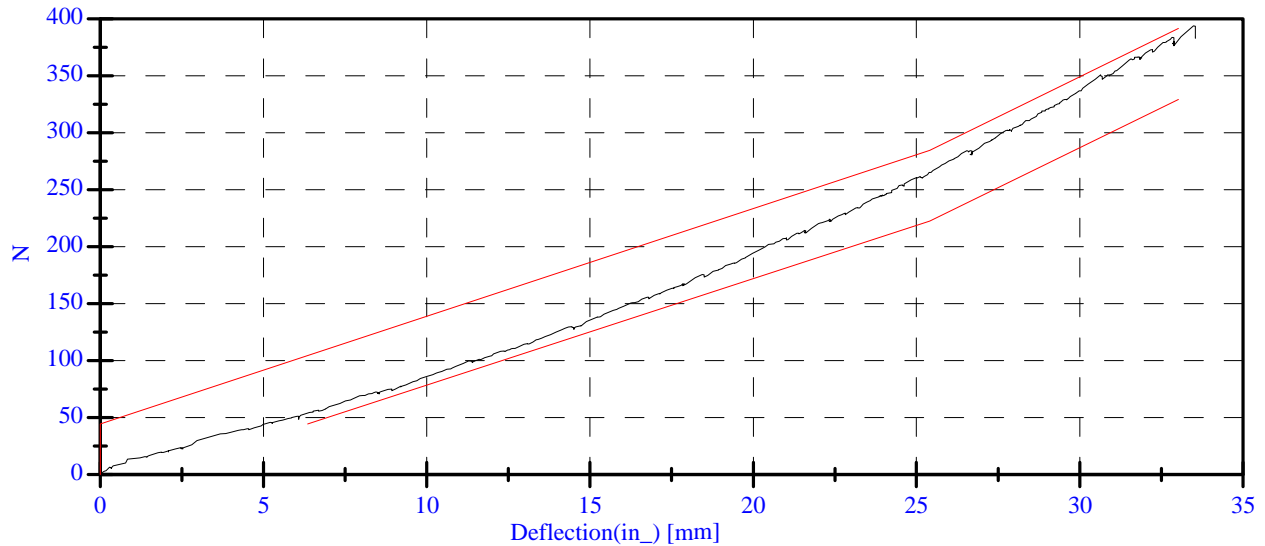
Date: 09-21-05

Sequential Test Number: 1 File: 906Ab 09-21-05

Laboratory Technician: B. Swiecicki

<u>TEST PARAMETER</u>	<u>SPECIFICATION</u>	<u>TEST RESULTS</u>	<u>STATUS</u>
Lab Temperature:	18.9-25.5 C	21.1 C	Passed
Lab Humidity:	10-70 %	33.00 %	Passed
Force at 12.95 mm :	104.00-162.00 N	114.25 N	Passed
Force at 19.05 mm :	162.98-220.99 N	180.95 N	Passed
Force at 25.40 mm :	221.97-280.02 N	265.05 N	Passed
Force at 33.02 mm :	324.99-391.00 N	384.30 N	Passed

ABDOMINAL COMPRESSION TEST



**Spine Test
Post-Test**

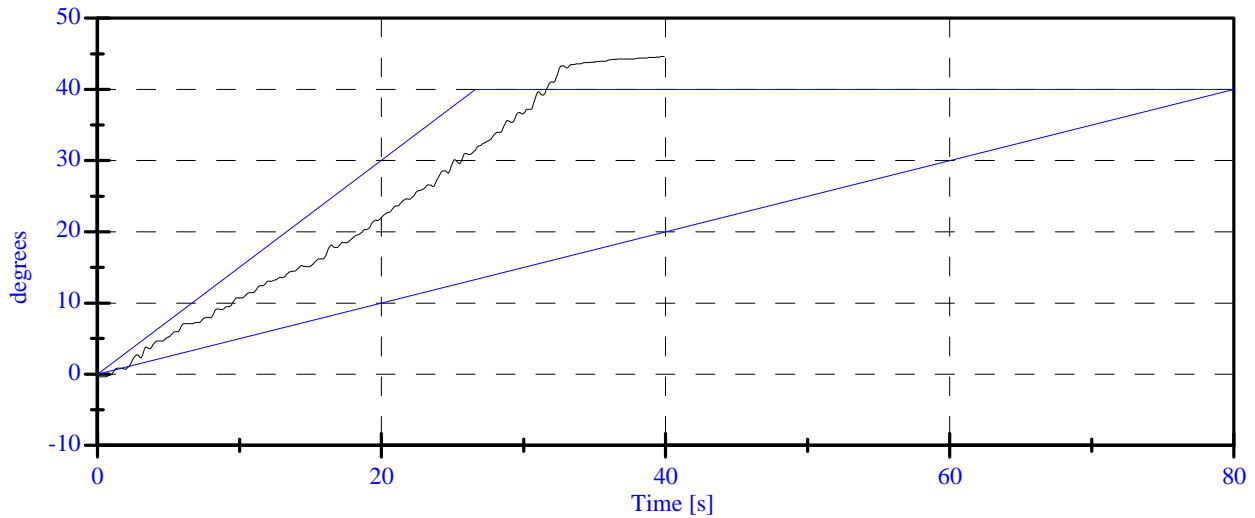
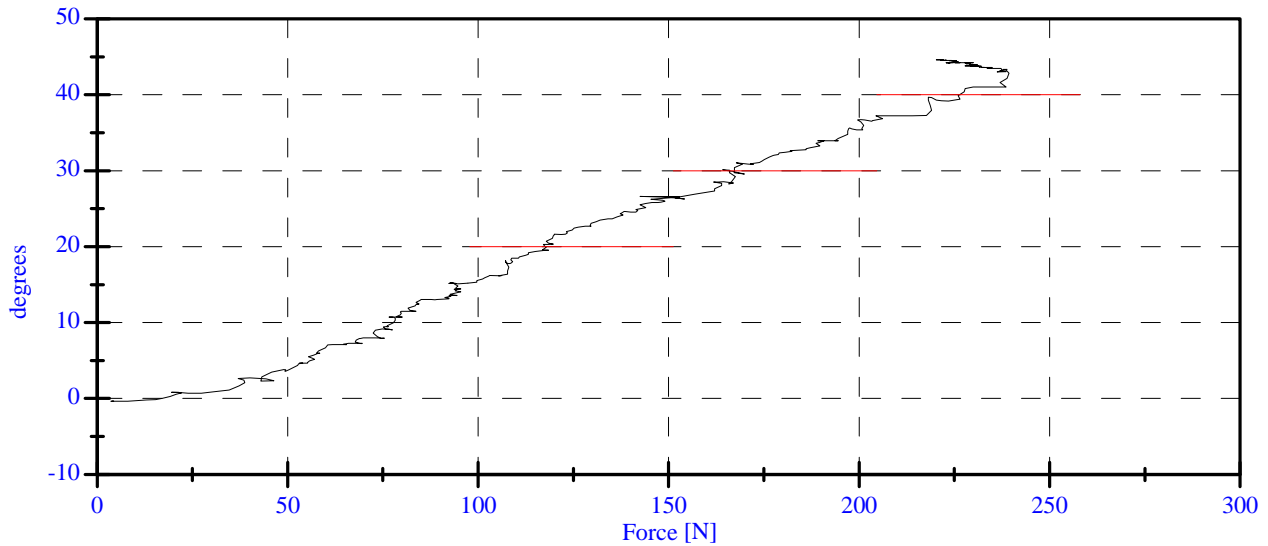
CONFIGURED FOR LEFT SIDE IMPACT

ATD Serial No: 906
Date: 09-21-05

Sequential Test Number: 1 File: 906Spine 09-21-05
Laboratory Technician: B. Swiecicki

<u>TEST PARAMETER</u>	<u>SPECIFICATION</u>	<u>TEST RESULTS</u>	<u>STATUS</u>
Lab Temperature:	18.9-25.5 C	21.1 C	Passed
Lab Humidity:	10-70 %	33.00 %	Passed
Force at 0 Deg:	0.00-26.69 N	17.11 N	Passed
Force at 20 Deg:	97.86-151.24 N	117.92 N	Passed
Force at 30 Deg:	151.24-204.62 N	165.97 N	Passed
Force at 40 Deg:	204.62-258.00 N	226.03 N	Passed
Return Angle	12 Deg Max	4.22 deg	Passed

LUMBAR SPINE FLEXION TEST



POST TEST DUMMY INSPECTION LIST
CONFIGURED FOR LEFT SIDE IMPACT

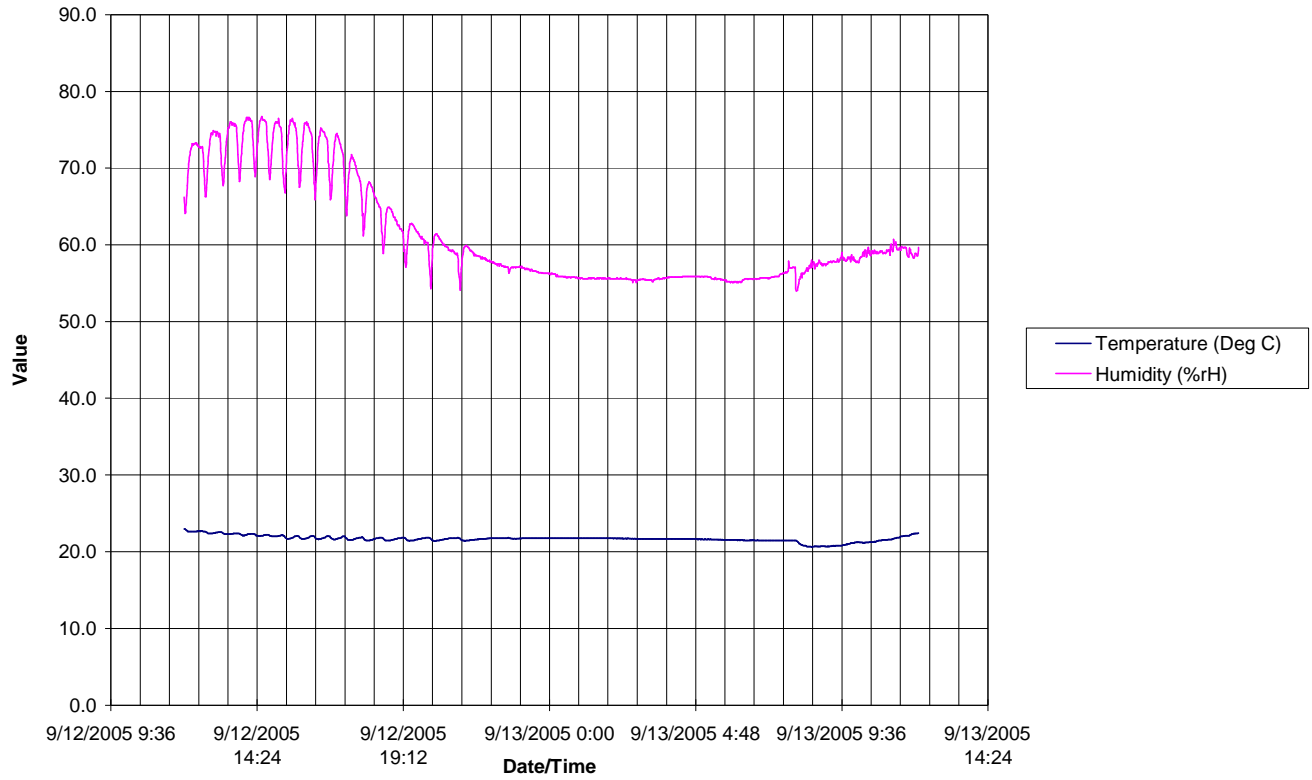
SID H3 Serial No.: 906 Sequential Test Number: 1.4
 Date: September 22, 2005 Laboratory Technician: B. Swiecicki

PART	ITEMS CHECKED	COMMENTS
SKIN	VISUAL INSPECTION	OK
HEAD	VISUAL, BALLAST, ACCELEROMETER MOUNT	OK
NECK	VISUAL, CABLE TORQUE	OK
SPINE BOX	VISUAL, BALLAST, WELDMENT, ACCELEROMETER MOUNT	OK
RIB CAGE	VISUAL, MEASURE, STIFFENERS	OK
STERNUM	VISUAL	OK
LUMBAR SPINE	VISUAL	OK
ABDOMEN	VISUAL	OK
PELVIS	VISUAL, PALPATE, ACCELEROMETER MOUNT	OK
UPPER LEGS	VISUAL	OK
KNEES	VISUAL, STOPS, INSERTS	OK
LOWER LEGS	VISUAL, RANGE OF MOTION	OK
ANKLES	VISUAL, RANGE OF MOTION	OK
FEET	VISUAL, RANGE OF MOTION	OK
JOINTS	1 TO 2 g RANGE	OK
OTHER	NONE	-

REMARKS: None

TEMPERATURE TRACE

2006 Subaru Tribeca C65502 SIDH3 Environmental Conditions



APPENDIX D
TEST EQUIPMENT AND CALIBRATION INFORMATION

TEST EQUIPMENT LIST AND CALIBRATION INFORMATION

SID/HIII INSTRUMENTATION

FRONT SID/HIII NO.: 905			
	SERIAL NUMBER	MANUFACTURER	CALIBRATION DATE
HEAD AX	AC-P21373	ENDEVCO	13-Jul-05
HEAD AY	AC-P23128	ENDEVCO	13-Jul-05
HEAD AZ	AC-P21297	ENDEVCO	13-Jul-05
UPPER NECK FX	LC-1626Fx	DENTON	25-Jun-05
UPPER NECK FY	LC-1626Fy	DENTON	25-Jun-05
UPPER NECK FZ	LC-1626Fz	DENTON	25-Jun-05
UPPER NECK MX	LC-1626Mx	DENTON	25-Jun-05
UPPER NECK MY	LC-1626My	DENTON	25-Jun-05
UPPER NECK MZ	LC-1626Mz	DENTON	25-Jun-05
UPPER RIB	AC-P15736	ENDEVCO	14-Jul-05
LOWER RIB	AC-P16289	ENDEVCO	14-Jul-05
LOWER SPINE	AC-P16761	ENDEVCO	14-Jul-05
PELVIS	AC-P23960	ENDEVCO	14-Jul-05
UPPER RIB REDUNDANT	AC-P16593	ENDEVCO	14-Jul-05
LOWER RIB REDUNDANT	AC-P23142	ENDEVCO	14-Jul-05
LOWER SPINE REDUNDANT	AC-P21516	ENDEVCO	14-Jul-05
PELVIS REDUNDANT	AC-P32221	ENDEVCO	14-Jul-05

REAR SID/HIII NO.: 906			
	SERIAL NUMBER	MANUFACTURER	CALIBRATION DATE
HEAD AX	AC-P23788	ENDEVCO	15-Jul-05
HEAD AY	AC-P21393	ENDEVCO	15-Jul-05
HEAD AZ	AC-P16845	ENDEVCO	15-Jul-05
UPPER NECK FX	LC-798Fx	DENTON	31-May-05
UPPER NECK FY	LC-798Fy	DENTON	31-May-05
UPPER NECK FZ	LC-798Fz	DENTON	31-May-05
UPPER NECK MX	LC-798Mx	DENTON	31-May-05
UPPER NECK MY	LC-798My	DENTON	31-May-05
UPPER NECK MZ	LC-798Mz	DENTON	31-May-05
UPPER RIB	AC-P16862	ENDEVCO	15-Jul-05
LOWER RIB	AC-P16866	ENDEVCO	14-Jul-05
LOWER SPINE	AC-P16645	ENDEVCO	15-Jul-05
PELVIS	AC-P16843	ENDEVCO	15-Jul-05
UPPER RIB REDUNDANT	AC-P23156	ENDEVCO	15-Jul-05
LOWER RIB REDUNDANT	AC-P16656	ENDEVCO	15-Jul-05
LOWER SPINE REDUNDANT	AC-P19343	ENDEVCO	15-Jul-05
PELVIS REDUNDANT	AC-P16676	ENDEVCO	15-Jul-05

REMARKS: None

TEST EQUIPMENT LIST AND CALIBRATION INFORMATION

VEHICLE AND MDB INSTRUMENTATION

	VEHICLE AND MDB INSTRUMENTS		
	SERIAL NUMBER	MANUFACTURER	CALIBRATION DATE
RIGHT FRONT SILL (X)	AC-J32838	ENDEVCO	18-Jul-05
RIGHT FRONT SILL (Y)	AC-P23358	ENDEVCO	18-Jul-05
RIGHT FRONT SILL (Z)	AC-J32143	ENDEVCO	18-Jul-05
RIGHT REAR SILL (X)	AC-J30491	ENDEVCO	18-Jul-05
RIGHT REAR SILL (Y)	AC-J31011	ENDEVCO	18-Jul-05
RIGHT REAR SILL (Z)	AC-J33071	ENDEVCO	18-Jul-05
REAR FLOORPAN ABOVE AXLE (X)	AC-P18628	ENDEVCO	18-Jul-05
REAR FLOORPAN ABOVE AXLE (Y)	AC-P23976	ENDEVCO	18-Jul-05
REAR FLOORPAN ABOVE AXLE (Z)	AC-P18545	ENDEVCO	18-Jul-05
LEFT REAR SILL (Y)	AC-P32224	ENDEVCO	14-Apr-05
LEFT FRONT SILL (Y)	AC-P19253	ENDEVCO	08-Jul-05
RIGHT REAR SEAT OCCUPANT COMP. (Y)	AC-9440-045	GS SENSORS	22-Jul-05
LOWER LEFT B- PILLAR (Y)	AC-P16616	ENDEVCO	18-Jul-05
MIDDLE LEFT B-PILLAR (Y)	AC-P13323	ENDEVCO	14-Jul-05
LOWER LEFT A-PILLAR (Y)	AC-P19217	ENDEVCO	18-Jul-05
UPPER LEFT A-PILLAR (Y)	AC-P19374	ENDEVCO	20-Jun-05
FRONT SEAT TRACK (Y)	AC-P23136	ENDEVCO	18-Jul-05
REAR SEAT TRACK (Y)	AC-P35789	ENDEVCO	18-Jul-05
VEHICLE CG (X)	AC-P23161	ENDEVCO	18-Jul-05
VEHICLE CG (Y)	AC-P19111	ENDEVCO	18-Jul-05
VEHICLE CG (Z)	AC-P24011	ENDEVCO	18-Jul-05
MDB CG (X)	AC-C16433	ENDEVCO	31-Mar-05
MDB CG (Y)	AC-C16416	ENDEVCO	31-Mar-05
MDB CG (Z)	AC-C16499	ENDEVCO	31-Mar-05
MDB REAR FRAME MEMBER (X)	AC-C14948	ENDEVCO	31-Mar-05
MDB REAR FRAME MEMBER (Y)	AC-C16680	ENDEVCO	31-Mar-05

REMARKS: None