

REPORT NUMBER: NCAPCHILD-MGA-2005-010

**NEW CAR ASSESSMENT PROGRAM
FRONTAL BARRIER IMPACT TEST**

**Evenflo Titan 5
Graco Turbo Booster**

NHTSA NUMBER: M55101

**PREPARED BY:
MGA RESEARCH CORPORATION
5000 WARREN ROAD
BURLINGTON, WI 53105**



Test Date: January 13, 2005

Final Report Date: March 11, 2005

FINAL REPORT

**PREPARED FOR:
U.S. DEPARTMENT OF TRANSPORTATION
NATIONAL HIGHWAY TRAFFIC SAFETY ADMINISTRATION
RULEMAKING
OFFICE OF CRASHWORTHINESS STANDARDS
400 SEVENTH STREET, SW, ROOM 5311
WASHINGTON, D.C. 20590**

This final test report was prepared for the U.S. Department of Transportation, National Highway Traffic Safety Administration, in response to Contract Number DTNH22-01-D-12005.

This publication is distributed by the U.S. Department of Transportation, National Highway Traffic Safety Administration, in the interest of information exchange. The opinions, findings and conclusions expressed in this publication are those of the author(s) and not necessarily those of the Department of Transportation or the National Highway Traffic Safety Administration. The United States Government assumes no liability for its contents or use thereof. If trade or manufacturers' names or products are mentioned it is only because they are considered essential to the object of the publication and should not be construed as an endorsement. The United States Government does not endorse products or manufacturers.

Prepared by: Shefalika Naik Date: 03/11/05
Shefalika Naik, Project Engineer

Reviewed by: David Winkelbauer Date: 03/11/05
David Winkelbauer, Facility Director

FINAL REPORT ACCEPTED BY:

Manager, New Car Assessment Program

Date of Acceptance

COTR, NCAP Frontal Impact Program

Date of Acceptance

Technical Report Documentation Page

1. Report No. NCAPCHILD-MGA-2005-010		2. Government Accession No.		3. Recipient's Catalog No.																	
4. Title and Subtitle Final Report of New Car Assessment Program Testing of Evenflo Titan 5 and Graco Turbo Booster Child Restraint Systems NHTSA No.: M55101		5. Report Date March 11, 2005		6. Performing Organization Code MGA																	
		7. Author(s) Shefalika Naik, Project Engineer		8. Performing Organization Report No. NCAPCHILD-MGA-2005-010																	
9. Performing Organization Name and Address MGA Research Corporation 5000 Warren Road Burlington, WI 53105		10. Work Unit No.		11. Contract or Grant No. DTNH22-01-D-12005																	
		12. Sponsoring Agency Name and Address U.S. Department of Transportation National Highway Traffic Safety Administration Rulemaking, Office of Crashworthiness Standards 400 Seventh Street, SW, Room 5311 Washington, D.C. 20590		13. Type of Report and Period Covered Final Report 01/13/05 to 03/11/05																	
				14. Sponsoring Agency Code NVS-111																	
15. Supplementary Notes																					
16. Abstract The subjects CRS Evenflo Titan 5 and Graco Turbo Booster were tested in conjunction with a Frontal NCAP test in support of research in accordance with the specifications of the Office of Crashworthiness Standards Test Procedure for the determination of CRS crashworthiness. This test was conducted at MGA Research Corporation in Burlington, Wisconsin on January 13, 2005, in conjunction with frontal NCAP.																					
<table border="1"> <thead> <tr> <th>Measurement Description</th> <th>Units</th> <th>Pos. 3 ATD</th> <th>Pos. 4 ATD</th> </tr> </thead> <tbody> <tr> <td>Head Injury Criteria (HIC36)</td> <td>N/A</td> <td>618</td> <td>1121</td> </tr> <tr> <td>Head Injury Criteria (HIC15)</td> <td>N/A</td> <td>419</td> <td>813</td> </tr> <tr> <td>Max. Thorax Accel. (3msec Clip)</td> <td>G's</td> <td>50</td> <td>56</td> </tr> </tbody> </table>						Measurement Description	Units	Pos. 3 ATD	Pos. 4 ATD	Head Injury Criteria (HIC36)	N/A	618	1121	Head Injury Criteria (HIC15)	N/A	419	813	Max. Thorax Accel. (3msec Clip)	G's	50	56
Measurement Description	Units	Pos. 3 ATD	Pos. 4 ATD																		
Head Injury Criteria (HIC36)	N/A	618	1121																		
Head Injury Criteria (HIC15)	N/A	419	813																		
Max. Thorax Accel. (3msec Clip)	G's	50	56																		
17. Key Words 56.3 km/h NCAP Frontal Barrier Impact Test New Car Assessment Program (NCAP) Evenflo Titan 5 Graco Turbo Booster NHTSA No: M55101			18. Distribution Statement Copies of this report are available from: National Highway Traffic Safety Admin., Technical Ref. Division, Room 5108 (NPO-230) 400 Seventh Street, S.W. Washington, D.C. 20590																		
19. Security Classif. (of this report) Unclassified		20. Security Classif. (of this page) Unclassified		21. No. of Pages 108	22. Price																

Form DOT F1700.7 (8-72)

TABLE OF CONTENTS

<u>Section</u>		<u>Page No</u>
1	Purpose and Summary of Test	1
2	Data Sheets	2
<u>Data Sheet No.</u>		
1	Crash Test Summary	2
2	CRS Parameter Data	3
3	Child Dummy Positioning in Vehicle	4
4	Child Dummy Injury Criteria Values	6
5	CRS Performance Data	9
6	CRS Camera Data	10
<u>Appendix</u>		
A	Photographs	A
B	Child Dummy Response Data Traces	B
C	Child Dummy Calibration Information	C
D	Test Equipment List and Calibration Information	D

SECTION 1

PURPOSE AND SUMMARY OF TEST

PURPOSE

The purpose of this test was to obtain CRS performance data in a frontal impact NCAP condition.

This 56.3 km/h frontal barrier impact test is part of the Vehicle Barrier Impact Testing Program sponsored by the National Highway Traffic Safety Administration (NHTSA) under contract number DTNH22-01-D-12005.

SUMMARY

Both child dummies were instrumented with head, chest, and pelvic triaxial accelerometers. In addition, both dummies had six upper axial neck force and moment sensors.

The right rear (Position 3) child dummy (S/N 42) and left rear (Position 4) child dummy (S/N 144) were calibrated previous to this test. Child dummy certification information is found in Appendix C.

The right rear child dummy's HIC36 was 617.5; maximum chest deceleration over 3 msec was 50.1 g's. The left rear child dummy's HIC36 was 1121.1. The maximum chest deceleration over 3 msec was 56.2 g's. Position 3 and Position 4 were forward facing. Position 3 used the vehicle LATCH and top tether for attachments. Position 4 (booster seat) used vehicle seat belts.

TEST NOTES

The right arm rest of the left rear child seat broke off during impact. (See Appendix A for photos)

Stress marks were seen on the right rear child seat after the test. (See Appendix A for photos).

SECTION 2

DATA SHEET NO. 1 CRASH TEST SUMMARY

TEST DUMMY INFORMATION

Description	Position 3 CRS	Position 4 CRS
Dummy Type / Serial No.	HIII 3 Year Old / 42	HIII 6 Year Old / 144
Number of Data Channels	16	18
Restraint System	Evenflo Titan 5 (Forward Facing)	Graco Turbo Booster (Booster)

16 MM CAMERA COVERAGE

High Speed	16
Real Time	1
Total	17

POST TEST DOOR OPENING

Description	Driver	Passenger
Locked/Unlocked Doors	Doors were unlocked	Doors were unlocked
Front Door Opening	Door remained closed and latched; Door opened without tools	Door remained closed and latched; Door opened without tools
Rear Door Opening	Door remained closed and latched; Door opened without tools	Door remained closed and latched; Door opened without tools
Seat Track Shift (mm)	0	0
Seat Back Failure	None	None
Glazing Damage	None	

POST TEST SEAT DATA

Location	Seat Movement (mm)	Seat Back Failure
P1 (Left Front)	0	None
P2 (Right Front)	0	None
P3 (Right Rear)	0	None
P4 (Left Rear)	0	None

VISIBLE DUMMY CONTACT POINTS

Description	Position 3 CRS (S/N 42)	Position 4 CRS (S/N 144)
Head Contact	Back of head to CRS	Back of head to CRS
Upper Torso Contact	None	None
Lower Torso Contact	None	None
Left Foot Contact	Passenger seat back	Driver seat back
Right Foot Contact	Passenger seat back	Driver seat back

SECTION 2... (continued)

**DATA SHEET NO. 2
CRS PARAMETER DATA**

Child Restraint System (Position 3)	Evenflo Titan 5 (Forward Facing)
Child Restraint System (Position 4)	Graco Turbo Booster (Forward Facing)
NHTSA No.	M55101

TARGET TEST WEIGHT CALCULATION

Measured Parameter	Units	Value
Total Delivered Weight (UVW)	kg	1468.3
Weight of 2 P572E ATDs	kg	156.0
Rated Cargo/Luggage Weight (RCLW)	kg	68.0
Calculated Vehicle Target Weight (TVTW)	kg	1692.3

TEST VEHICLE WEIGHTS

	Units	As Tested (ATW) (Axle)		
		Front	Rear	Total
Left	kg	479.9	374.7	
Right	kg	472.7	360.2	
Ratio	%	56.5	43.5	
Totals	kg	952.6	734.9	1687.5

As tested weight of vehicle includes two 50th percentile ATDs, one 3 year old with CRS, one 6 year old with CRS, cargo, equipment and instrumentation.

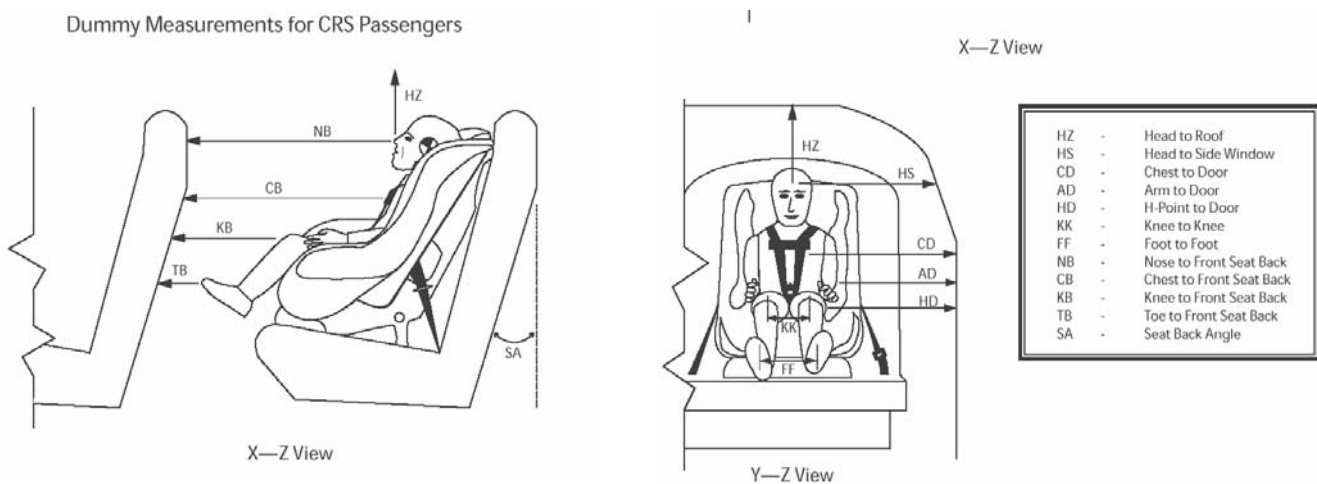
CHEST CLIP DISPLACEMENT

	Units	Left	Right
Right Child Dummy	mm	55	58
Left Child Dummy	mm		

SECTION 2... (continued)
DATA SHEET NO. 3
CHILD DUMMY POSITIONING IN VEHICLE

Child Restraint System (Position 3)	Evenflo Titan 5 (Forward Facing)
NHTSA No.	M55101

Dummy Measurements for CRS Passengers



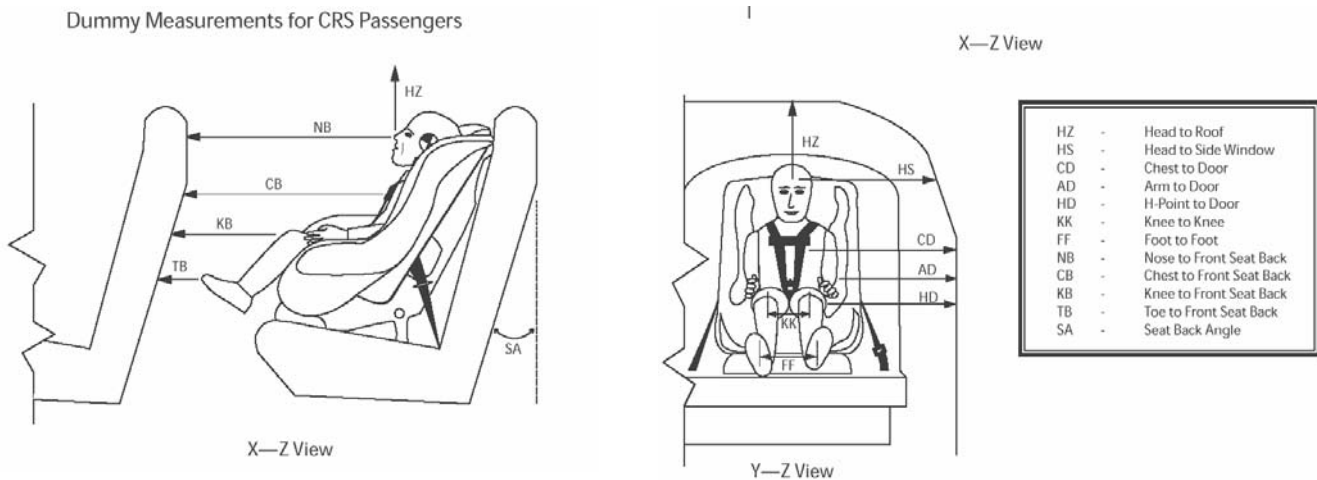
Measurement	Pre-Test (mm)	Post-Test (mm)
	P3 CRS (42)	P3 CRS (42)
SA (deg)	28.8	28.8
HS	410	393
CD	378	360
AD	255	239
HD	298	279
HZ	382	376
NB	633	678
CB	622	654
KK	125	137
FF	120	134
KB - LEFT	370	394
KB - RIGHT	380	421
TB - LEFT	132	151
TB - RIGHT	130	169

All dimensions in mm (unless noted)
P3 – Right Rear Passenger (Forward Facing)

SECTION 2... (continued)
DATA SHEET NO. 3
CHILD DUMMY POSITIONING IN VEHICLE

Child Restraint System (Position 4)	Graco Turbo Booster(Forward Facing)
NHTSA No.	M55101

Dummy Measurements for CRS Passengers



Measurement	Pre-Test (mm)	Post-Test (mm)
	P4 CRS (144)	P4 CRS (144)
SA (deg)	28.8	28.8
HS	367	370
CD	355	330
AD	218	20
HD	206	222
HZ	306	314
NB	630	683
CB	594	655
KK	158	109
FF	145	95
KB - LEFT	333	420
KB - RIGHT	332	425
TB - LEFT	110	141
TB - RIGHT	104	130

All dimensions in mm (unless noted)
P4 – Left Rear Passenger (Forward facing)

**DATA SHEET NO. 4
CHILD DUMMY INJURY CRITERIA VALUES**

Child Restraint System (Position 3)	Evenflo Titan 5
Child Restraint System (Position 4)	Graco Turbo Booster
NHTSA No.	M55101

HEAD PEAK ACCELERATIONS

Location	Axis	Units	Position 3				Position 4			
			Max	Time	Min	Time	Max	Time	Min	Time
Head CG	X	G's	41.0	177	-38.4	79	3.9	278	-27.8	111
Head CG	Y	G's	3.7	75	-2.1	177	8.4	72	-15.0	70
Head CG	Z	G's	52.5	83	-5.0	41	84.6	83	-5.2	46
Resultant	N/A	G's	62.8	79			86.6	83		

UPPER NECK PEAK FORCES AND MOMENTS

Location	Axis	Units	Position 3				Position 4			
			Max	Time	Min	Time	Max	Time	Min	Time
Neck Force	X	N	51	220	-703	80	46	251	-635	88
Neck Force	Y	N	83	75	-50	280	50	125	-126	87
Neck Force	Z	N	2169	83	-191	32	2633	83	-110	32
Resultant	N/A	N	2265	82			2698	83		
Neck Moment	X	N•m	4.6	176	-6.4	107	12.3	116	-7.0	93
Neck Moment	Y	N•m	5.6	260	-15.5	193	31.9	112	-23.6	71
Neck Moment	Z	N•m	3.2	187	-1.1	254	5.1	103	-6.4	85
Resultant	N/A	N•m	15.7	193			33.7	112		

CHEST PRIMARY PEAK ACCELERATIONS

Location	Axis	Units	Position 3				Position 4			
			Max	Time	Min	Time	Max	Time	Min	Time
Chest CG	X	G's	6.9	195	-32.6	72	1.8	227	-51.3	65
Chest CG	Y	G's	7.2	56	-3.8	90	3.8	81	-9.2	65
Chest CG	Z	G's	13.9	182	-40.5	72	9.8	89	-24.1	67
Resultant	N/A	G's	52.1	72			57.0	65		

CHEST PEAK DISPLACEMENTS

Location	Axis	Units	Position 3				Position 4			
			Max	Time	Min	Time	Max	Time	Min	Time
Chest	X	mm			-15.9	101			-26.5	119

SECTION 2... (continued)
DATA SHEET NO. 4... (continued)
CHILD DUMMY INJURY CRITERIA VALUES

Child Restraint System (Position 3)	Evenflo Titan 5
Child Restraint System (Position 4)	Graco Turbo Booster
NHTSA No.	M55101

TETHER FORCE

Location	Axis	Units	Position 3				Position 4			
			Max	Time	Min	Time	Max	Time	Min	Time
Right Tether Force	N/A	N	3042	74						

PELVIC PEAK ACCELERATIONS

Location	Axis	Units	Position 3				Position 4			
			Max	Time	Min	Time	Max	Time	Min	Time
Pelvis	X	G's	8.7	227	-40.7	62	5.9	148	-61.7	58
Pelvis	Y	G's	2.6	289	-13.1	81	15.6	100	-11.0	57
Pelvis	Z	G's	15.7	181	-41.2	71	5.9	284	-25.8	67
Resultant	N/A	G's	54.0	65			65.3	58		

FEMUR FORCES

Location	Axis	Units	Position 3				Position 4			
			Max	Time	Min	Time	Max	Time	Min	Time
Left Femur	N/A	N					796	68	-61	136
Right Femur	N/A	N					772	74	-33	149

BELT FORCES

Location	Axis	Units	Position 3				Position 4			
			Max	Time	Min	Time	Max	Time	Min	Time
Shoulder Belt	N/A	N					4997	81		
Lap Belt	N/A	N					3892	62		

SECTION 2... (continued)
DATA SHEET NO. 4... (continued)
CHILD DUMMY INJURY CRITERIA VALUES

Child Restraint System (Position 3)	Evenflo Titan 5
Child Restraint System (Position 4)	Graco Turbo Booster
NHTSA No.	M55101

HEAD INJURY CRITERIA (HIC36)

Location	HIC	T ¹ (msec)	T ² (msec)	Average Acceleration (G's)
Position 3 - Right	617.5	67.3	103.0	49.6
Position 4 – Left	1121.1	65.7	97.5	65.9

HIC is as defined in FMVSS 208. The maximum time interval from t1 to t2 is 36 milliseconds.

HEAD INJURY CRITERIA (HIC15)

Location	HIC	T ¹ (msec)	T ² (msec)	Average Acceleration (G's)
Position 3 - Right	419.4	74.7	89.7	60.1
Position 4 – Left	812.6	75.5	90.5	78.3

HIC is as defined in FMVSS 208. The maximum time interval from t1 to t2 is 15 milliseconds.

CLIP SUMMARY

Location	CLIP	T ¹ (msec)	T ² (msec)
Position 3 - Right	50.1	70.4	73.4
Position 4 – Left	56.2	64.2	67.2

The maximum chest resultant acceleration is defined as the maximum acceleration, which exceeds 0.003 seconds in duration.

SECTION 2... (continued)

**DATA SHEET NO. 5
CRS PERFORMANCE DATA**

Child Restraint System (Position 3)	Evenflo Titan 5 (Forward Facing)
Child Restraint System (Position 4)	Graco Turbo Booster(Forward Facing)
NHTSA No.	M55101

POSITION 3 CRS POST-TEST INSPECTION

Location	Damage	Remarks
Upper Tether Strap	None	
Upper Tether Buckle	None	
Upper Tether Hook	None	
Vehicle Upper Tether Anchor	None	
Lower Anchor Strap	None	
Lower Anchor Buckle	None	
Lower Anchor Hooks	None	
Vehicle Lower CRS Anchors	None	
Five Point Harness Connections	None	
Cracks on CRS	Yes	Stress marks were seen on the rear of the child seat. See Appendix A for photos.
Fabric Tears on CRS	None	
Vehicle Seat Structure	None	
Vehicle Seat Fabric Tears	None	
Child Dummy	None	

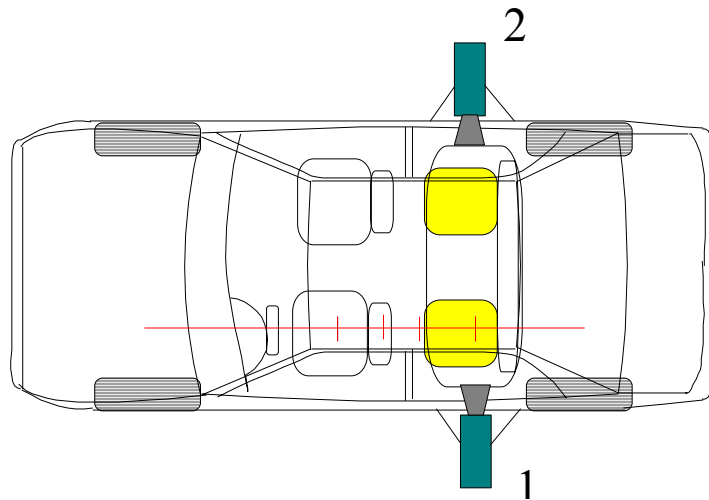
POSITION 4 CRS POST-TEST INSPECTION

Location	Damage	Remarks
Upper Tether Strap	None	
Upper Tether Buckle	None	
Upper Tether Hook	None	
Vehicle Upper Tether Anchor	None	
Lower Anchor Strap	None	
Lower Anchor Buckle	None	
Lower Anchor Hooks	None	
Vehicle Lower CRS Anchors	None	
Five Point Harness Connections	None	
Cracks on CRS	None	
Fabric Tears on CRS	None	
Vehicle Seat Structure	Yes	The right arm rest of this child seat broke off during impact. (See Appendix A for photos)
Vehicle Seat Fabric Tears	None	
Child Dummy	None	

SECTION 2... (continued)

DATA SHEET NO. 6
CRS CAMERA DATA

Child Restraint System (Position 3)	Evenflo Titan 5 (Forward Facing)
Child Restraint System (Position 4)	Graco Turbo Booster (Forward Facing)
NHTSA No.	M55101



No.	Camera View	Location (mm) *			Angle (deg)	Lens (mm)	Speed (fps)
		X	Y	Z			
1	Left Side CRS Lateral View					8	1000
2	Right Side CRS Lateral View					8	1000

*COORDINATES:

- +X = forward of impact plane
- +Y = right of monorail centerline
- +Z = above ground level

APPENDIX A
PHOTOGRAPHS

TABLE OF PHOTOGRAPHS

		<u>Page No.</u>
Photo No. 1.	Close-up View of Position 3 CRS Label	A-1
Photo No. 2.	Pre-Test Front View of Position 3 CRS	A-2
Photo No. 3.	Post-Test Front View of Position 3 CRS	A-3
Photo No. 4.	Pre-Test Rear View of Position 3 CRS	A-4
Photo No. 5.	Post-Test Rear View of Position 3 CRS	A-5
Photo No. 6.	Pre-Test Left Side View of Position 3 CRS	A-6
Photo No. 7.	Post-Test Left Side View of Position 3 CRS	A-7
Photo No. 8.	Pre-Test Right Side View of Position 3 CRS	A-8
Photo No. 9.	Post-Test Right Side View of Position 3 CRS	A-9
Photo No. 10.	Close-up View of Position 4 CRS Label	A-10
Photo No. 11.	Pre-Test Front View of Position 4 CRS	A-11
Photo No. 12.	Post-Test Front View of Position 4 CRS	A-12
Photo No. 13.	Pre-Test Rear View of Position 4 CRS	A-13
Photo No. 14.	Post-Test Rear View of Position 4 CRS	A-14
Photo No. 15.	Pre-Test Left Side View of Position 4 CRS	A-15
Photo No. 16.	Post-Test Left Side View of Position 4 CRS	A-16
Photo No. 17.	Pre-Test Right Side View of Position 4 CRS	A-17
Photo No. 18.	Post-Test Right Side View of Position 4 CRS	A-18
Photo No. 19.	Pre-Test Position 3 Left Side View	A-19
Photo No. 20.	Post-Test Position 3 Left Side View	A-20
Photo No. 21.	Pre-Test Position 4 Left Side View	A-21
Photo No. 22.	Post-Test Position 4 Left Side View	A-22
Photo No. 23.	Pre-Test Position 3 Right Side View	A-23
Photo No. 24.	Post-Test Position 3 Right Side View	A-24
Photo No. 25.	Pre-Test Position 4 Right Side View	A-25
Photo No. 26.	Post-Test Position 4 Right Side View	A-26
Photo No. 27.	Pre-Test Position 3 Rear View	A-27
Photo No. 28.	Post-Test Position 3 Rear View	A-28
Photo No. 29.	Pre-Test Position 4 Rear View	A-29
Photo No. 30.	Post-Test Position 4 Rear View	A-30
Photo No. 31.	Post-Test LRP CRS Stress Mark View	A-31
Photo No. 32.	Post-Test LRP CRS Armrest View	A-32

A-1.



Close-up View of Position 3 CRS Label

A-2.




Pre-Test Front View of Position 3 CRS

A-3.



Post-Test Front View of Position 3 CRS

A-4.



Pre-Test Rear View of Position 3 CRS

A-5.



Post-Test Rear View of Position 3 CRS

A-6.



Pre-Test Left Side View of Position 3 CRS

A-7.



Post-Test Left Side View of Position 3 CRS

A-8.



Pre-Test Right Side View of Position 3 CRS

A-9.



Post-Test Right Side View of Position 3 CRS

Este producto es un dispositivo de seguridad para el transporte de niños en vehículos motorizados. Debe ser utilizado de acuerdo con las instrucciones de uso y mantenimiento. Este producto no está certificado para su uso en otros países. Este producto está certificado para su uso en los Estados Unidos. Este producto no está certificado para su uso en otros países. Los asientos infantiles pueden quedar sujetos a retiradas por razones de seguridad. Debe registrar este asiento para recibir información sobre retiradas. Envíe su nombre, dirección y el número de modelo y la fecha de fabricación del asiento a Graco Children's Products Inc., 150 Oakland Blvd., Exton, PA 19341 EE.UU. o llame al 1-800-345-4109. Para información sobre retiradas, llame a la línea de información sobre seguridad automotriz del gobierno de EE.UU. al 1-800-424-9393 (202-366-0123 en el Distrito de Columbia).

LAPB0095B

MODEL 8495STO NAME: TurboBooster
SERIAL JJ 1008042008484
Manufactured in 100804
GRACO CHILDREN'S PRODUCTS, INC.
EXTON, PA 19341 1-888-224-6549
Made in China

LAPZ0004B

A-10.

Close-up View of Position 4 CRS Label

A-11.



Pre-Test Front View of Position 4 CRS

A-12.



Post-Test Front View of Position 4 CRS

A-13.



Pre-Test Rear View of Position 4 CRS

A-14.



Post-Test Rear View of Position 4 CRS

A-15.



Pre-Test Left Side View of Position 4 CRS

A-16.



Post-Test Left Side View of Position 4 CRS

A-17.



Pre-Test Right Side View of Position 4 CRS

A-18.



Post-Test Right Side View of Position 4 CRS



Pre-Test Position 3 Left Side View



Post-Test Position 3 Left Side View

A-21.



Pre-Test Position 4 Left Side View

A-22.



Post-Test Position 4 Left Side View



Pre-Test Position 3 Right Side View

A-24.



Post-Test Position 3 Right Side View

A-25.



Pre-Test Position 4 Right Side View



Post-Test Position 4 Right Side View



A-27.

Pre-Test Position 3 Rear View

A-28.



Post-Test Position 3 Rear View

mga
mga research corporation
PRE-TEST
NCAP 35 MPH FRONTAL
2005 TOYOTA CAMRY
M55101 05011301
MGA RESEARCH CORP.



A-29.

Pre-Test Position 4 Rear View

A-30.



Post-Test Position 4 Rear View

A-31.



Post-Test LRP CRS Stress Mark View



Post-Test LRP CRS Armrest View

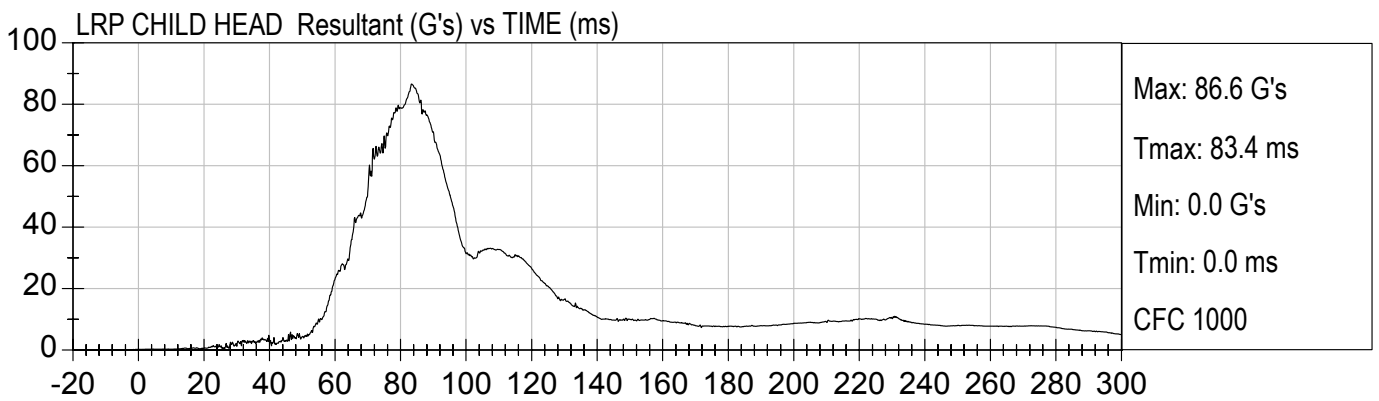
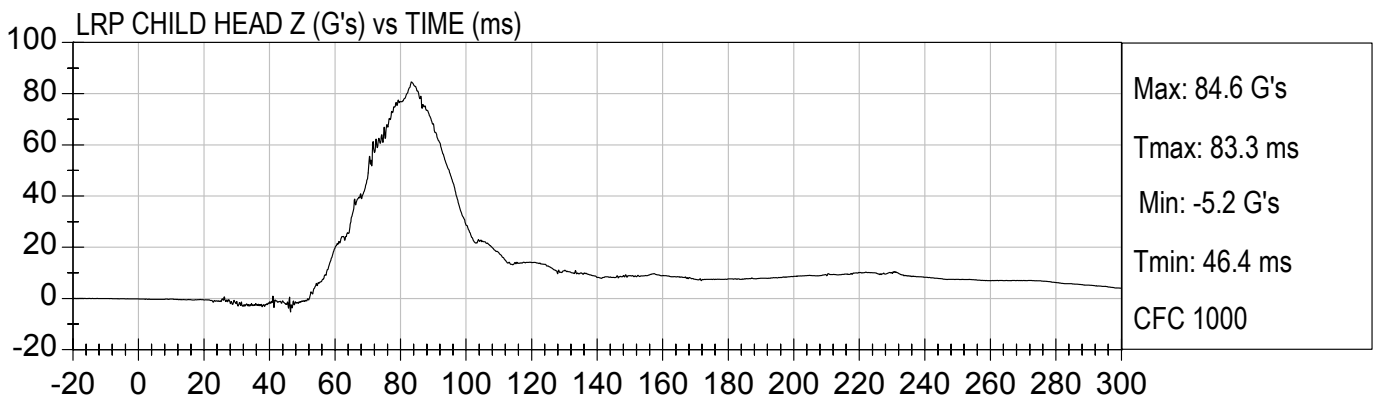
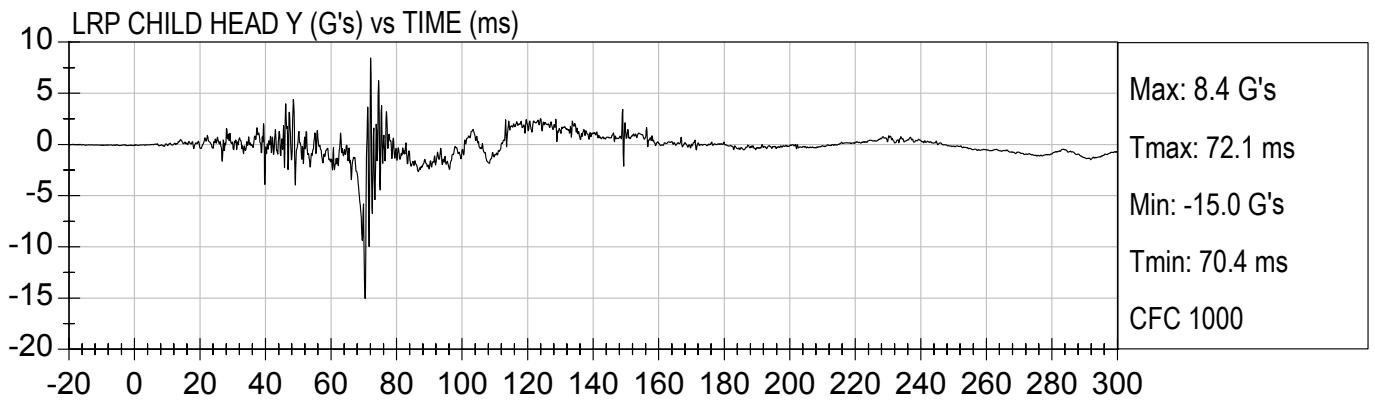
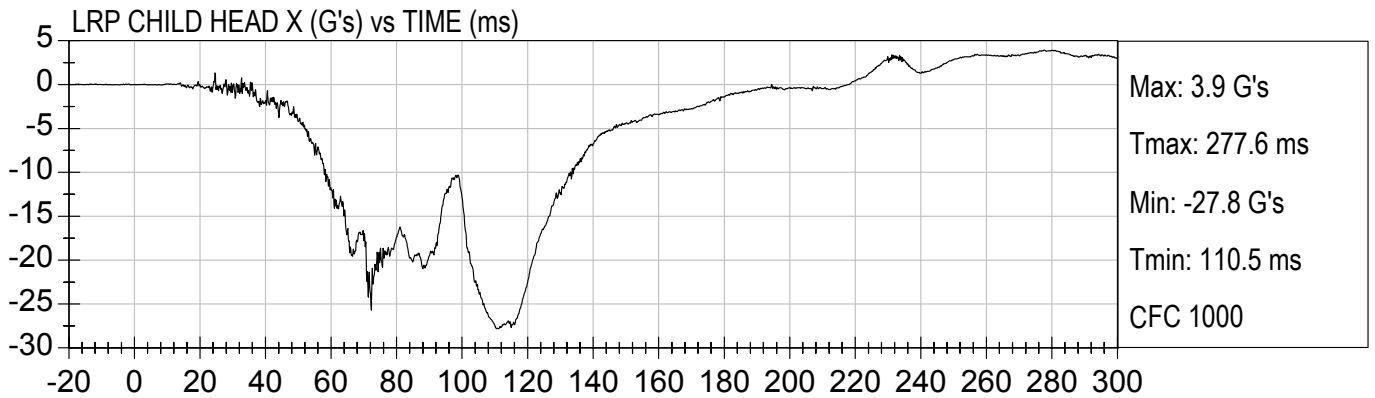
APPENDIX B
CHILD DUMMY RESPONSE DATA TRACES

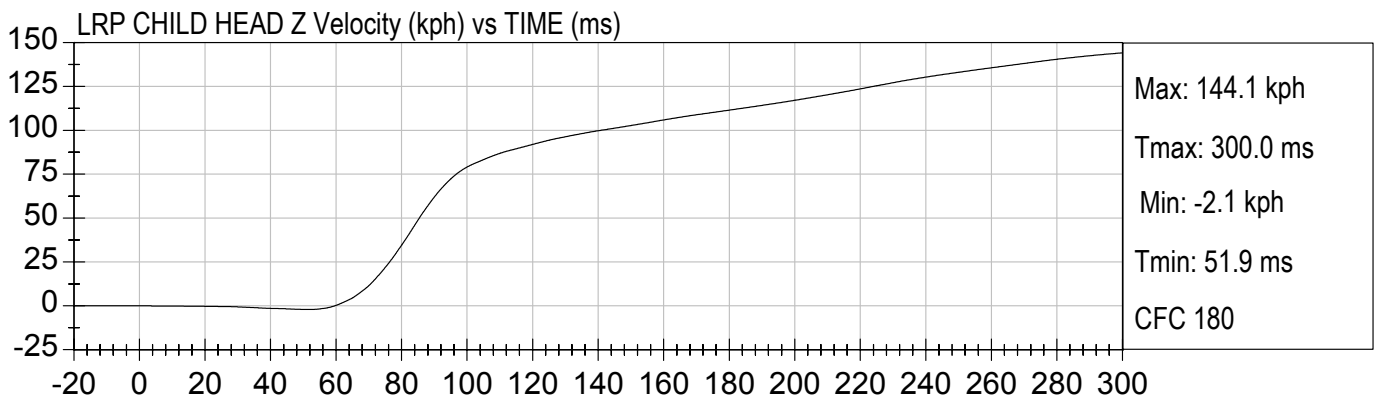
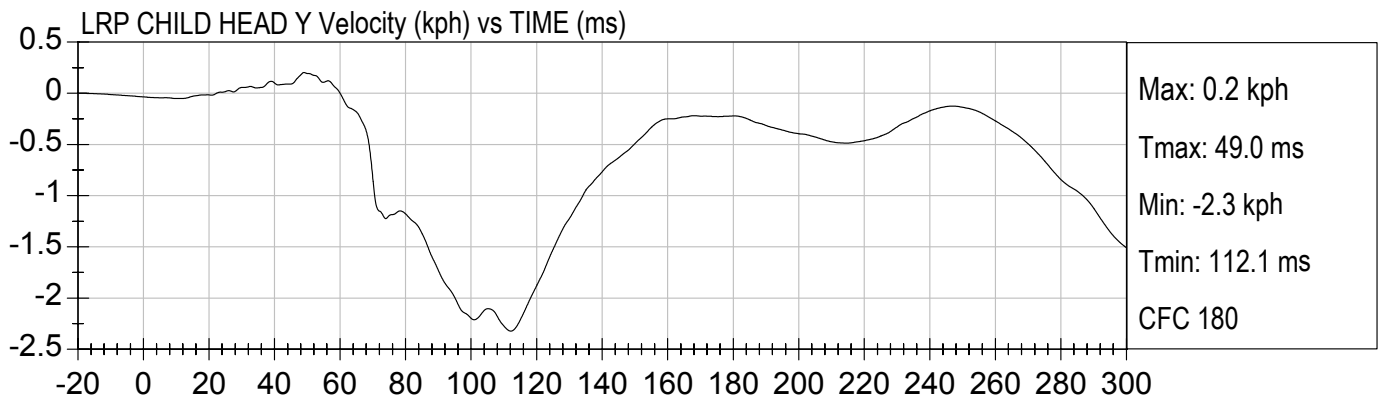
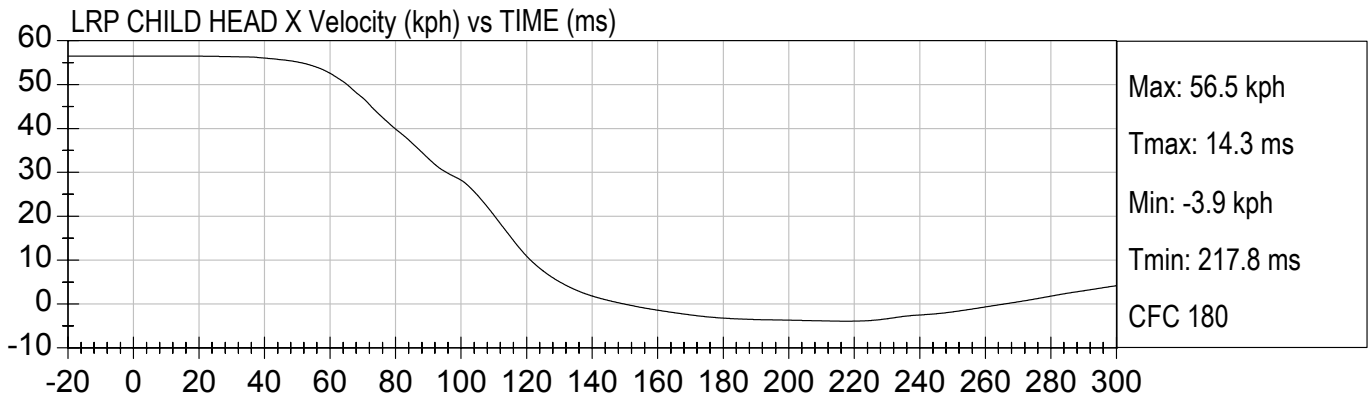
TABLE OF DATA PLOTS

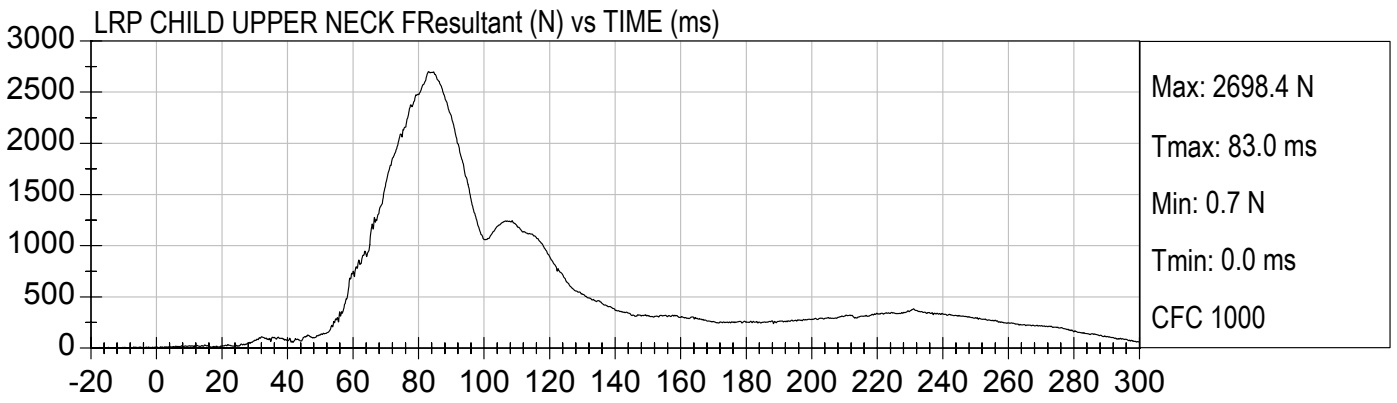
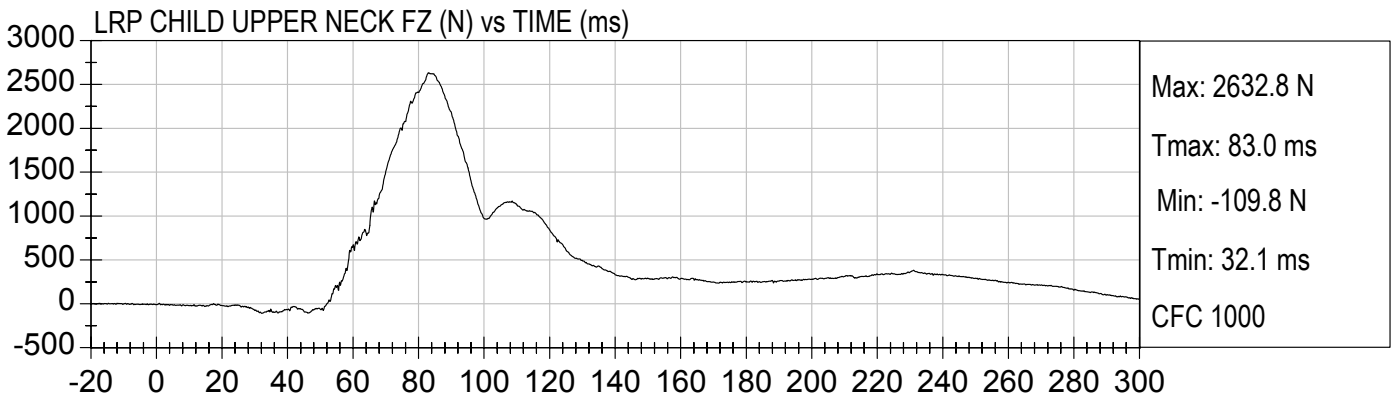
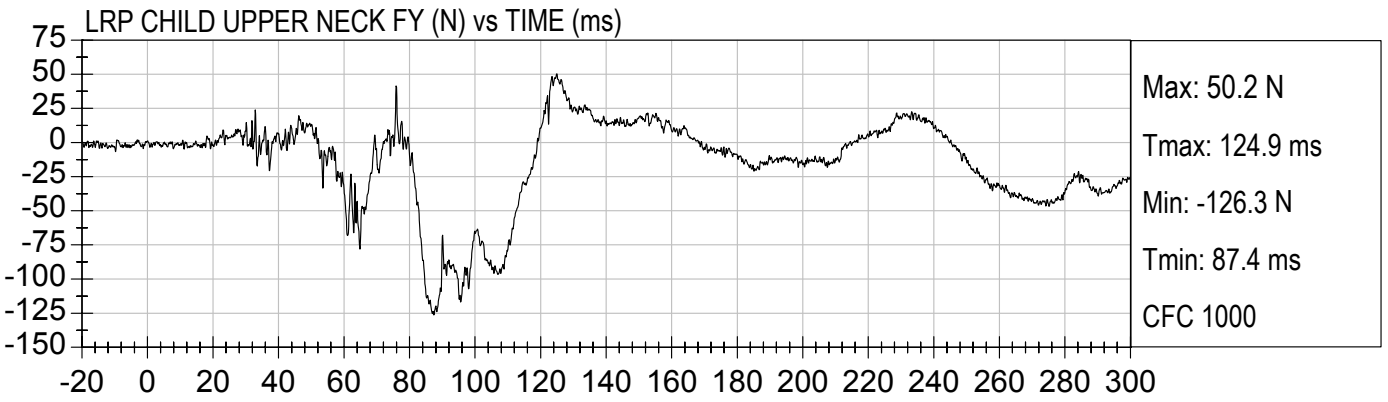
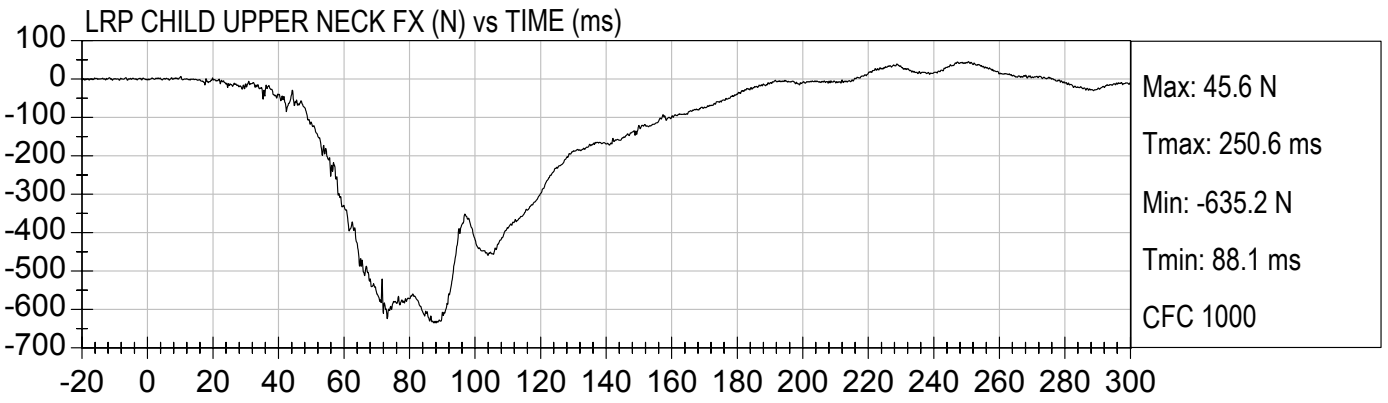
		<u>Page No.</u>
Figure No. 1.	LRP Child Head X Acceleration vs. Time	B-1
Figure No. 2.	LRP Child Head Y Acceleration vs. Time	B-1
Figure No. 3.	LRP Child Head Z Acceleration vs. Time	B-1
Figure No. 4.	LRP Child Head Resultant Acceleration vs. Time	B-1
Figure No. 5.	LRP Child Head X Velocity vs. Time	B-2
Figure No. 6.	LRP Child Head Y Velocity vs. Time	B-2
Figure No. 7.	LRP Child Head Z Velocity vs. Time	B-2
Figure No. 8.	LRP Child Upper Neck Force X vs. Time	B-3
Figure No. 9.	LRP Child Upper Neck Force Y vs. Time	B-3
Figure No. 10.	LRP Child Upper Neck Force Z vs. Time	B-3
Figure No. 11.	LRP Child Upper Neck Force Resultant vs. Time	B-3
Figure No. 12.	LRP Child Upper Neck Moment X vs. Time	B-4
Figure No. 13.	LRP Child Upper Neck Moment Y vs. Time	B-4
Figure No. 14.	LRP Child Upper Neck Moment Z vs. Time	B-4
Figure No. 15.	LRP Child Upper Neck Moment Resultant vs. Time	B-4
Figure No. 16.	LRP Child Chest X Acceleration vs. Time	B-5
Figure No. 17.	LRP Child Chest Y Acceleration vs. Time	B-5
Figure No. 18.	LRP Child Chest Z Acceleration vs. Time	B-5
Figure No. 19.	LRP Child Chest Resultant Acceleration vs. Time	B-5
Figure No. 20.	LRP Child Chest X Velocity vs. Time	B-6
Figure No. 21.	LRP Child Chest Y Velocity vs. Time	B-6
Figure No. 22.	LRP Child Chest Z Velocity vs. Time	B-6
Figure No. 23.	LRP Child Chest Displacement vs. Time	B-6
Figure No. 24.	LRP Child Pelvis X Acceleration vs. Time	B-7
Figure No. 25.	LRP Child Pelvis Y Acceleration vs. Time	B-7
Figure No. 26.	LRP Child Pelvis Z Acceleration vs. Time	B-7
Figure No. 27.	LRP Child Pelvis Resultant Acceleration vs. Time	B-7
Figure No. 28.	LRP Child Pelvis X Velocity vs. Time	B-8
Figure No. 29.	LRP Child Pelvis Y Velocity vs. Time	B-8

		<u>Page No.</u>
Figure No. 30.	LRP Child Pelvis Z Velocity vs. Time	B-8
Figure No. 31.	LRP Child Right Femur Force vs. Time	B-9
Figure No. 32.	LRP Child Left Femur Force vs. Time	B-9
Figure No. 33.	LRP Child Shoulder Belt Force vs. Time	B-9
Figure No. 34.	LRP Child Lap Belt Force vs. Time	B-9
Figure No. 35.	RRP Child Head X Acceleration vs. Time	B-10
Figure No. 36.	RRP Child Head Y Acceleration vs. Time	B-10
Figure No. 37.	RRP Child Head Z Acceleration vs. Time	B-10
Figure No. 38.	RRP Child Head Resultant Acceleration vs. Time	B-10
Figure No. 39.	RRP Child Head X Velocity vs. Time	B-11
Figure No. 40.	RRP Child Head Y Velocity vs. Time	B-11
Figure No. 41.	RRP Child Head Z Velocity vs. Time	B-11
Figure No. 42.	RRP Child Upper Neck Force X vs. Time	B-12
Figure No. 43.	RRP Child Upper Neck Force Y vs. Time	B-12
Figure No. 44.	RRP Child Upper Neck Force Z vs. Time	B-12
Figure No. 45.	RRP Child Upper Neck Force Resultant vs. Time	B-12
Figure No. 46.	RRP Child Upper Neck Moment X vs. Time	B-13
Figure No. 47.	RRP Child Upper Neck Moment Y vs. Time	B-13
Figure No. 48.	RRP Child Upper Neck Moment Z vs. Time	B-13
Figure No. 49.	RRP Child Upper Neck Moment Resultant vs. Time	B-13
Figure No. 50.	RRP Child Chest X Acceleration vs. Time	B-14
Figure No. 51.	RRP Child Chest Y Acceleration vs. Time	B-14
Figure No. 52.	RRP Child Chest Z Acceleration vs. Time	B-14
Figure No. 53.	RRP Child Chest Resultant Acceleration vs. Time	B-14
Figure No. 54.	RRP Child Chest X Velocity vs. Time	B-15
Figure No. 55.	RRP Child Chest Y Velocity vs. Time	B-15
Figure No. 56.	RRP Child Chest Z Velocity vs. Time	B-15
Figure No. 57.	RRP Child Chest Displacement vs. Time	B-15
Figure No. 58.	RRP Child Pelvis X Acceleration vs. Time	B-16
Figure No. 59.	RRP Child Pelvis Y Acceleration vs. Time	B-16

		<u>Page No.</u>
Figure No. 60.	RRP Child Pelvis Z Acceleration vs. Time	B-16
Figure No. 61.	RRP Child Pelvis Resultant Acceleration vs. Time	B-16
Figure No. 62.	RRP Child Pelvis X Velocity vs. Time	B-17
Figure No. 63.	RRP Child Pelvis Y Velocity vs. Time	B-17
Figure No. 64.	RRP Child Pelvis Z Velocity vs. Time	B-17
Figure No. 65.	RRP Tether Force vs. Time	B-17
Figure No. 66.	Left Rear Seat Back X Acceleration vs. Time	B-18
Figure No. 67.	Left Rear Seat Back Y Acceleration vs. Time	B-18
Figure No. 68.	Left Rear Seat Back Z Acceleration vs. Time	B-18
Figure No. 69.	Left Rear Seat Back Resultant Acceleration vs. Time	B-18
Figure No. 70.	Left Rear Seat Back X Velocity vs. Time	B-19
Figure No. 71.	Left Rear Seat Back Y Velocity vs. Time	B-19
Figure No. 72.	Left Rear Seat Back Z Velocity vs. Time	B-19
Figure No. 73.	RRP Child Seat X Acceleration vs. Time	B-20
Figure No. 74.	RRP Child Seat Y Acceleration vs. Time	B-20
Figure No. 75.	RRP Child Seat Z Acceleration vs. Time	B-20
Figure No. 76.	RRP Child Seat Resultant Acceleration vs. Time	B-20
Figure No. 77.	RRP Child Seat X Velocity vs. Time	B-21
Figure No. 78.	RRP Child Seat Y Velocity vs. Time	B-21
Figure No. 79.	RRP Child Seat Z Velocity vs. Time	B-21
Figure No. 80.	LRP Child Seat X Acceleration vs. Time	B-22
Figure No. 81.	LRP Child Seat Y Acceleration vs. Time	B-22
Figure No. 82.	LRP Child Seat Z Acceleration vs. Time	B-22
Figure No. 83.	LRP Child Seat Resultant Acceleration vs. Time	B-22
Figure No. 84.	LRP Child Seat X Velocity vs. Time	B-23
Figure No. 85.	LRP Child Seat Y Velocity vs. Time	B-23
Figure No. 86.	LRP Child Seat Z Velocity vs. Time	B-23

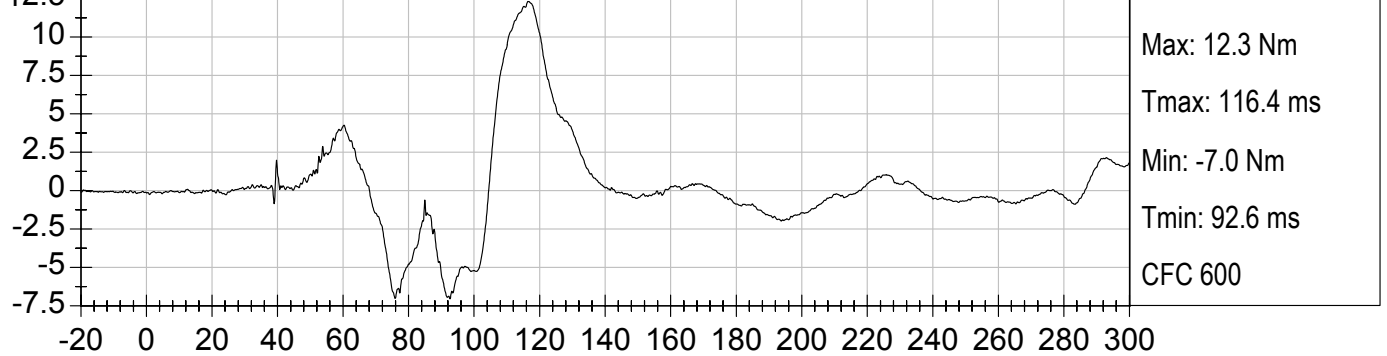




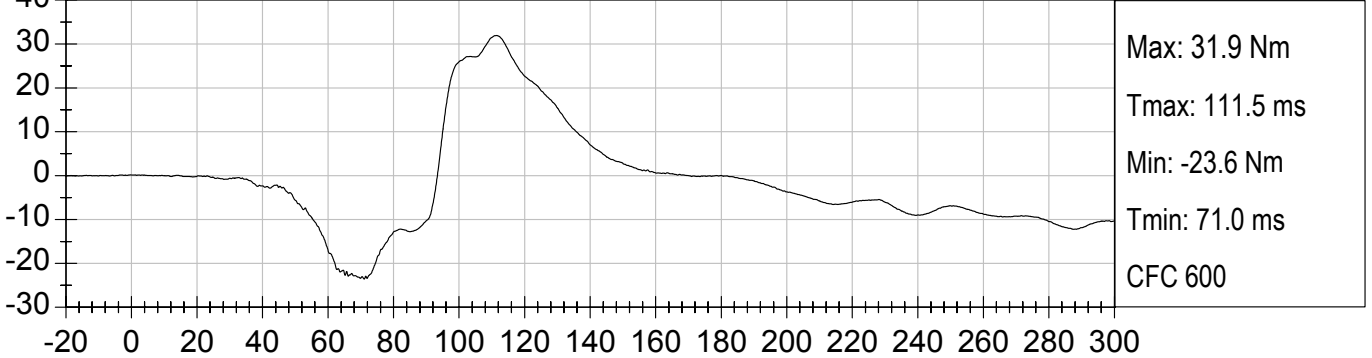




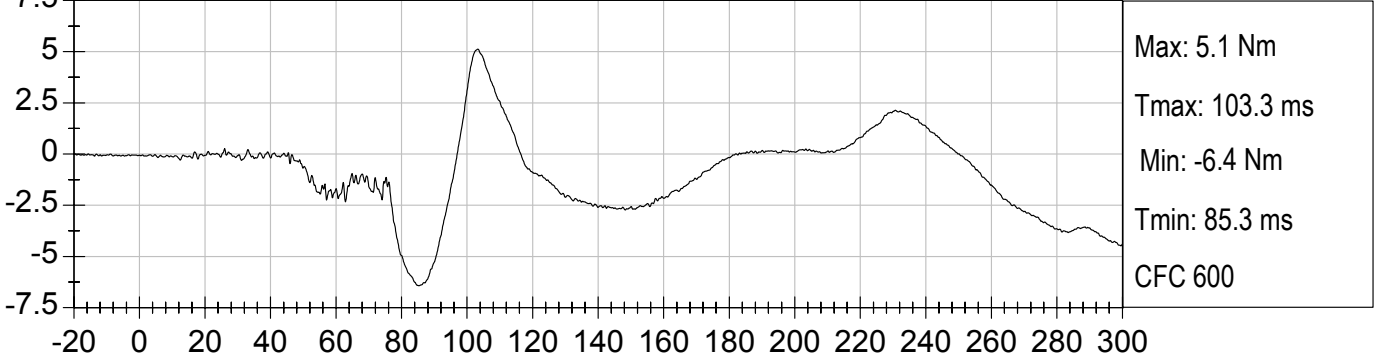
LRP CHILD UPPER NECK MX (Nm) vs TIME (ms)



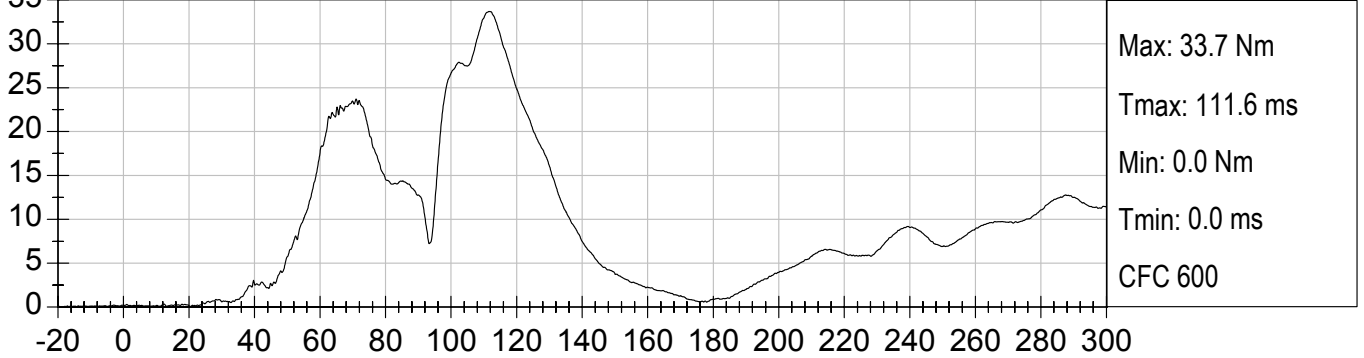
LRP CHILD UPPER NECK MY (Nm) vs TIME (ms)

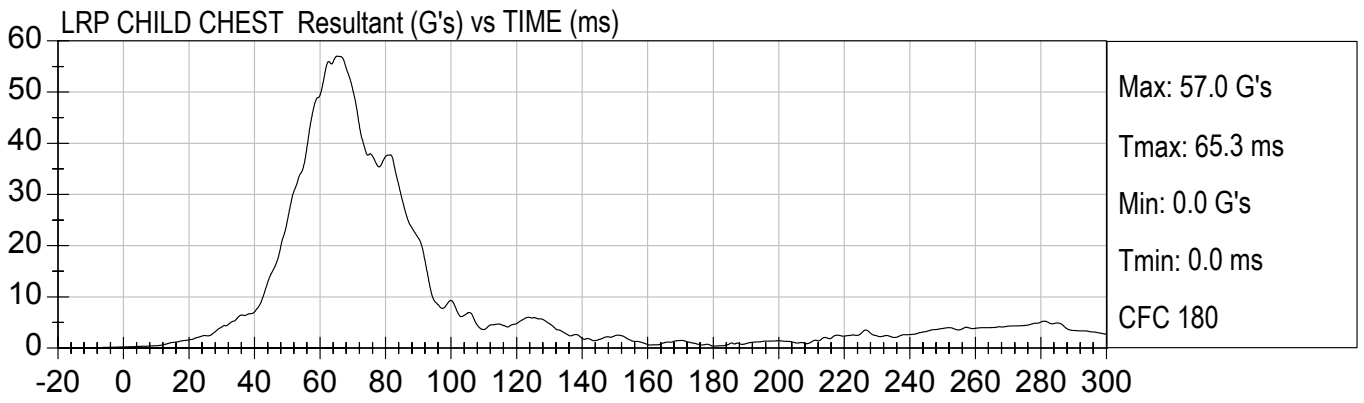
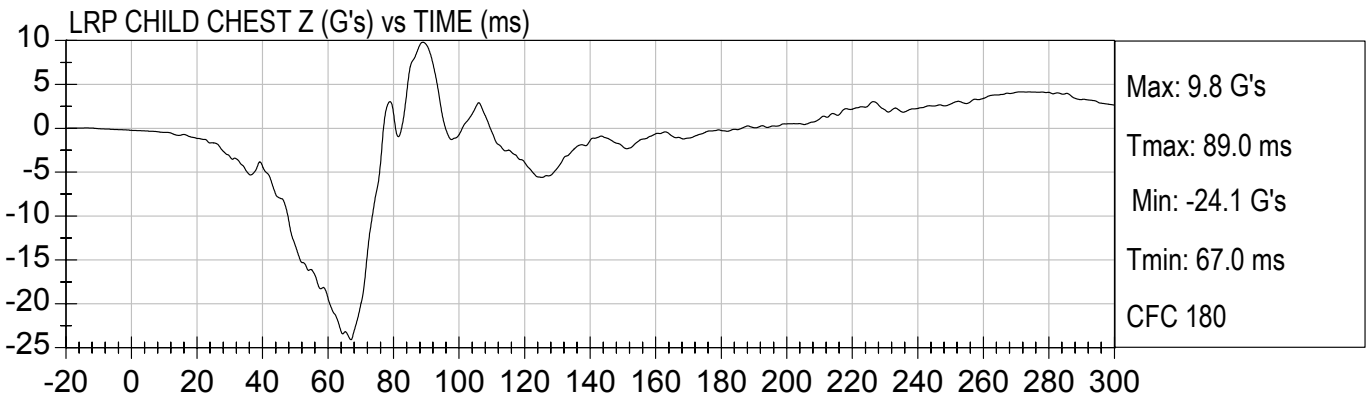
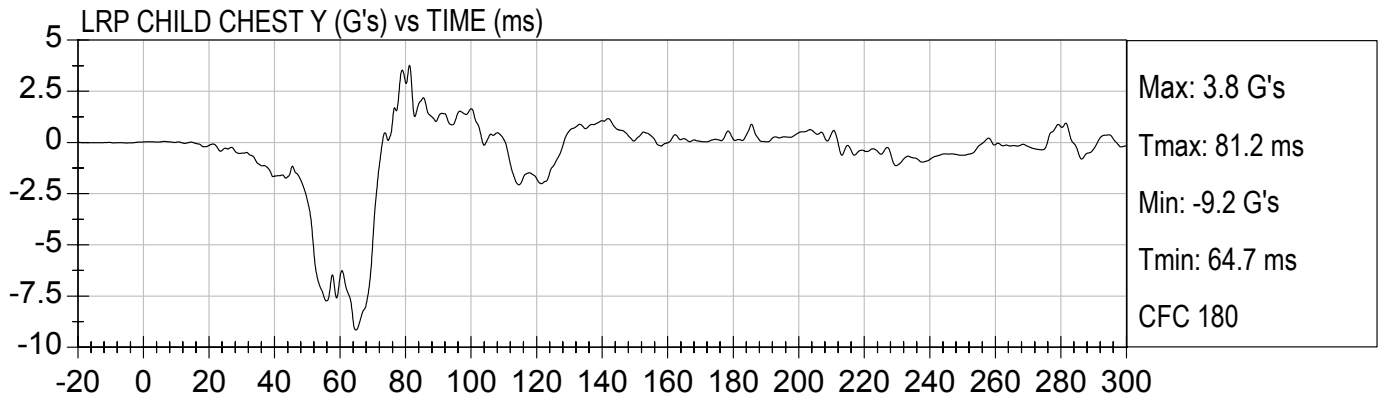
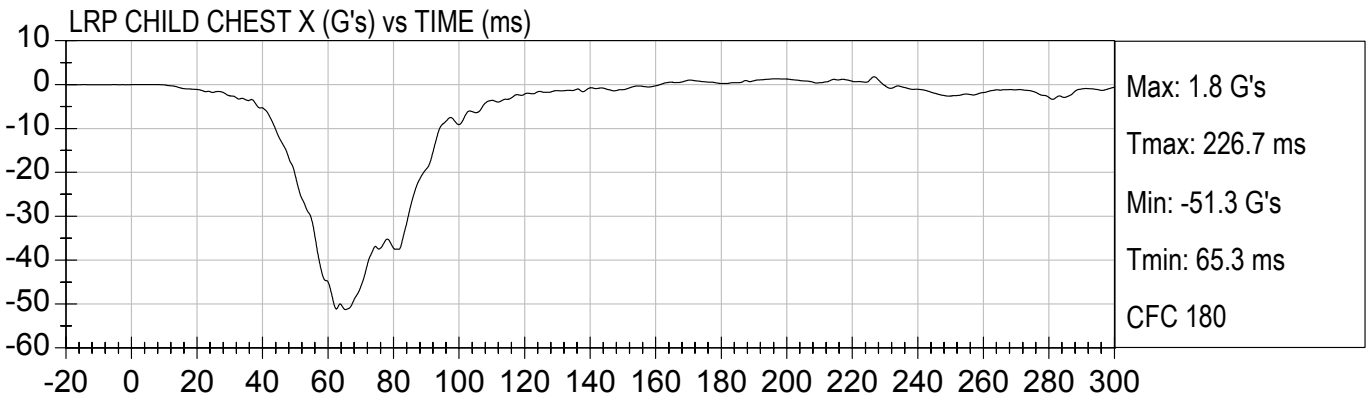


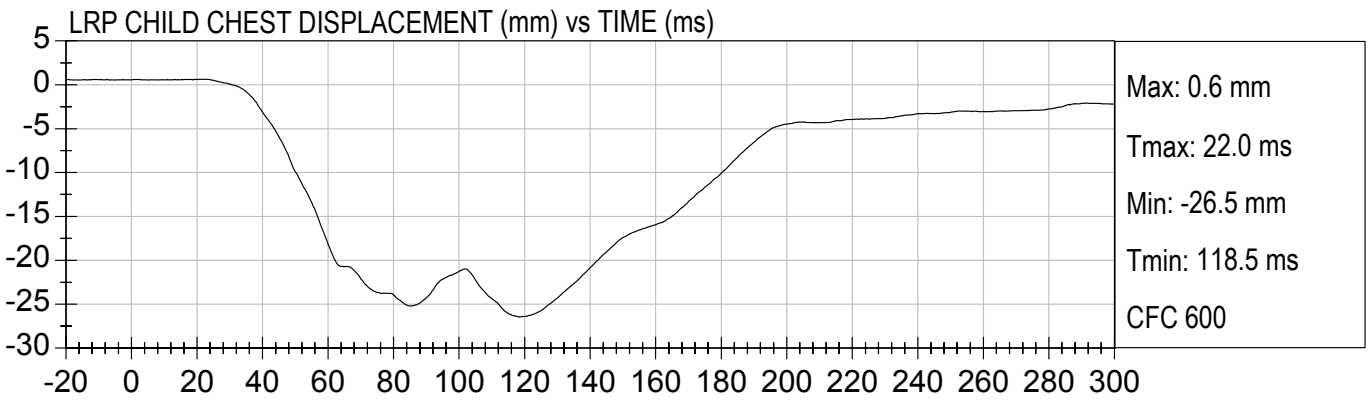
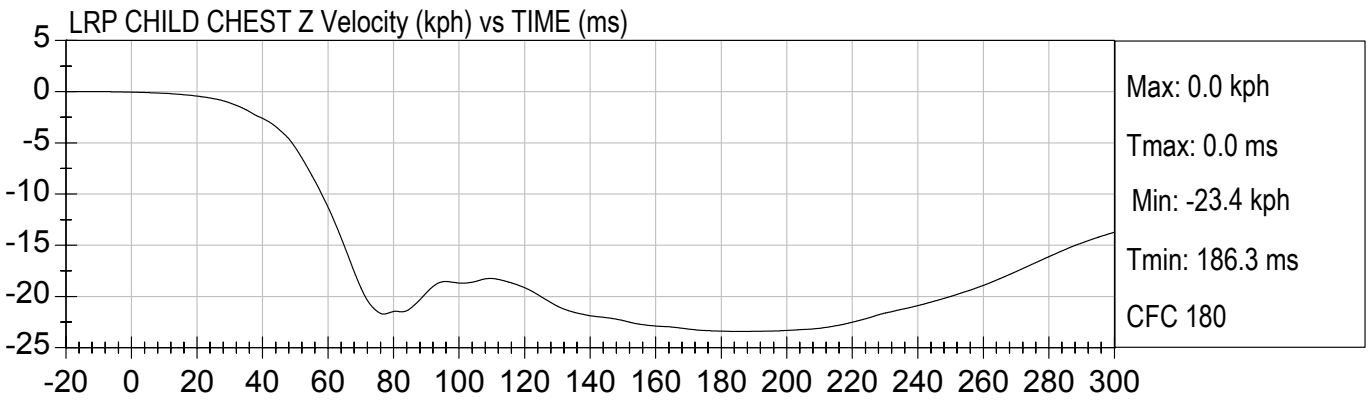
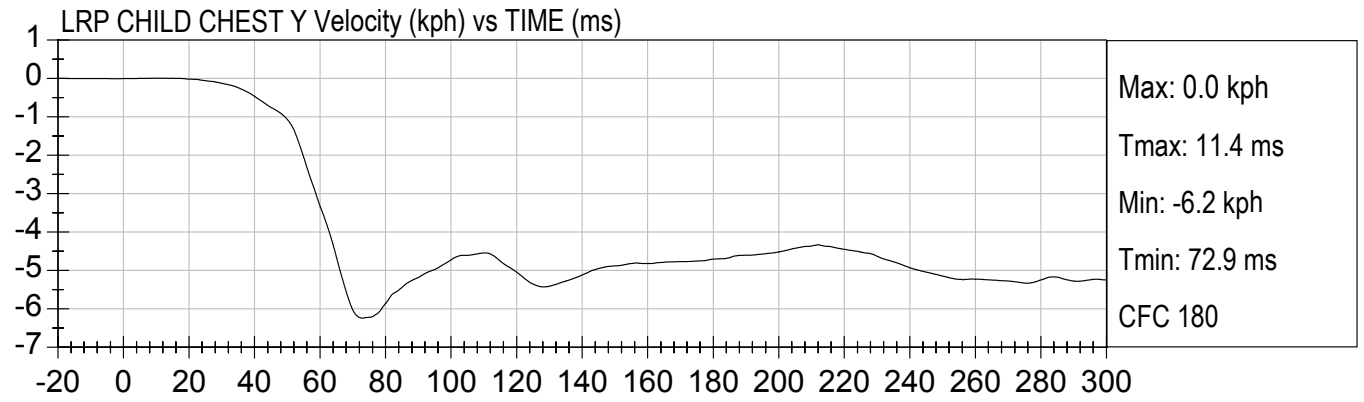
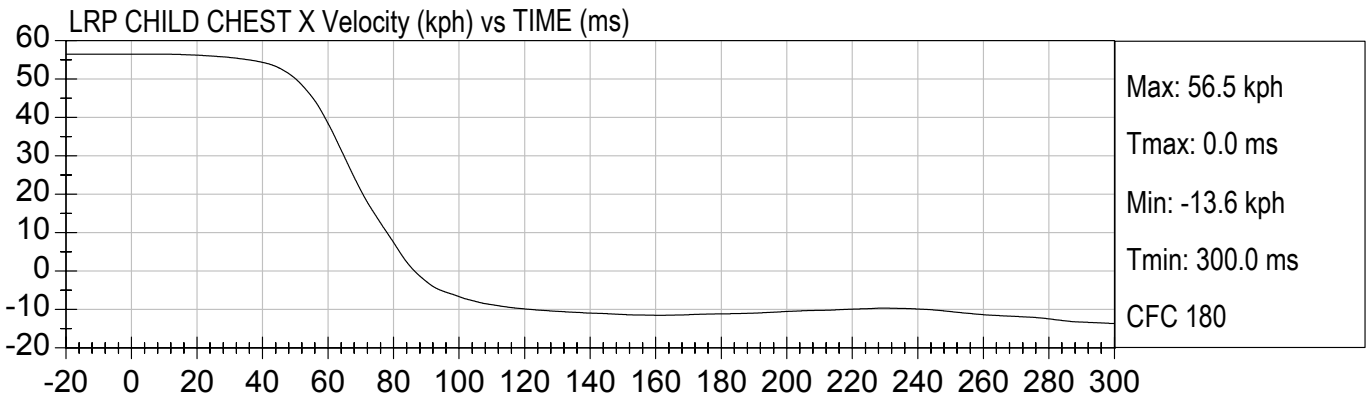
LRP CHILD UPPER NECK MZ (Nm) vs TIME (ms)

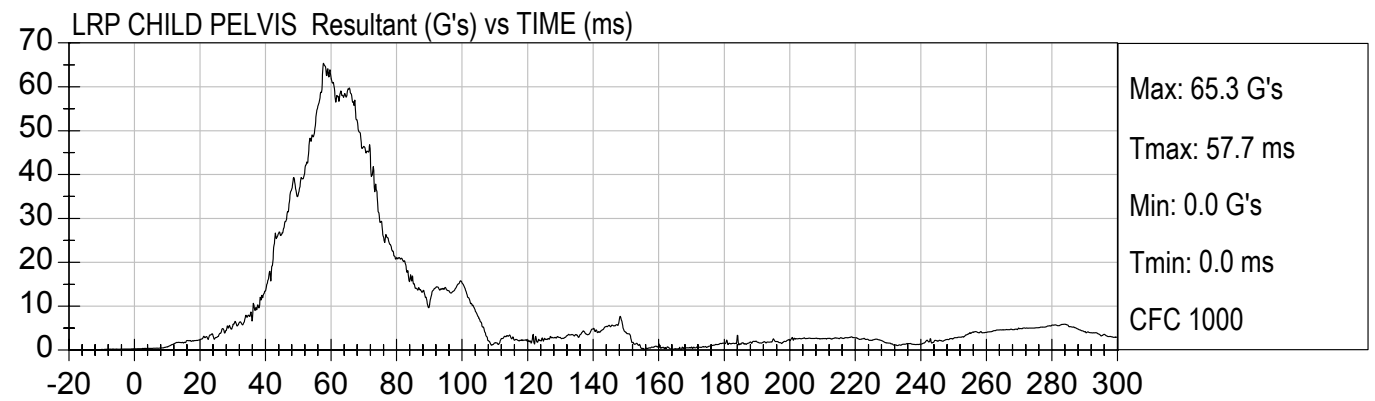
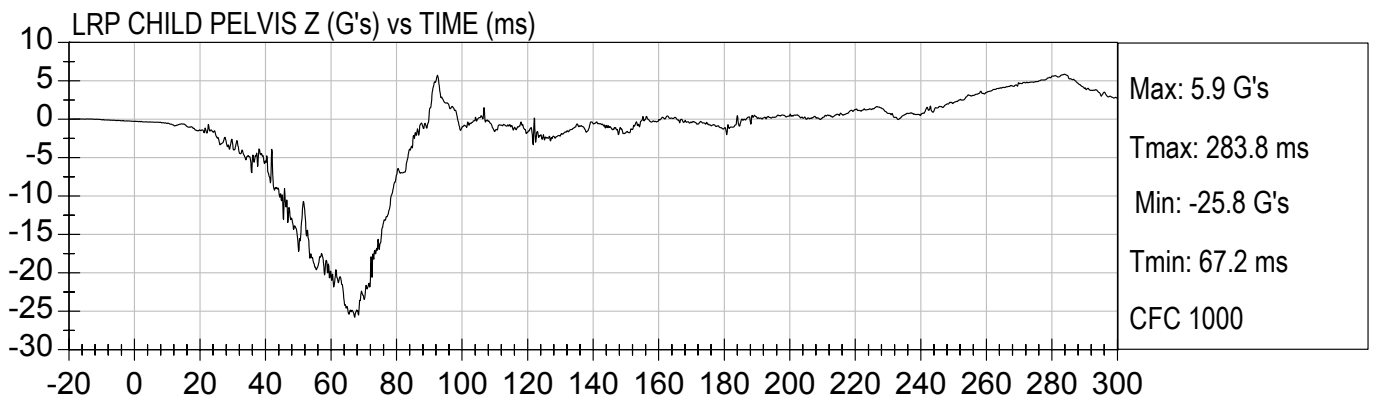
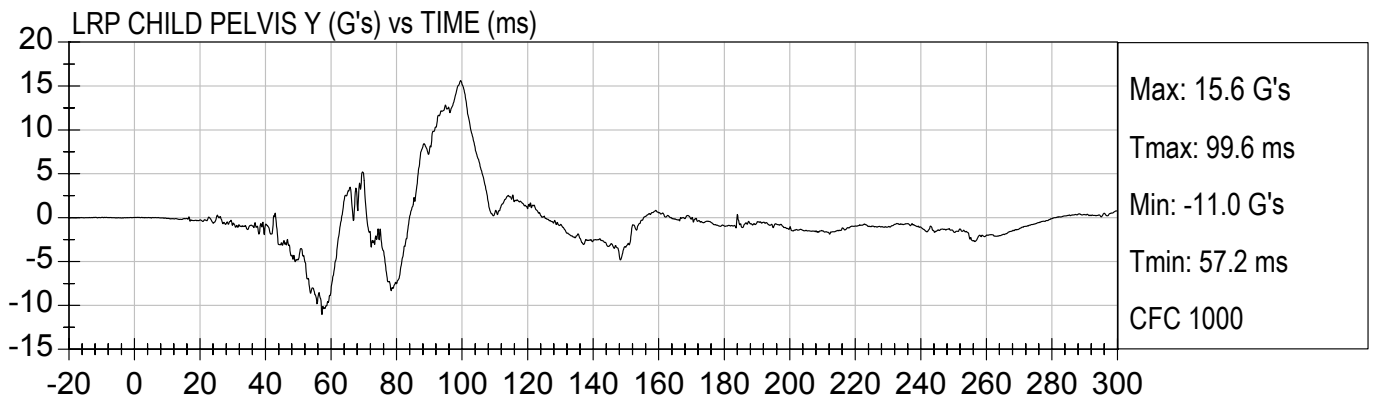
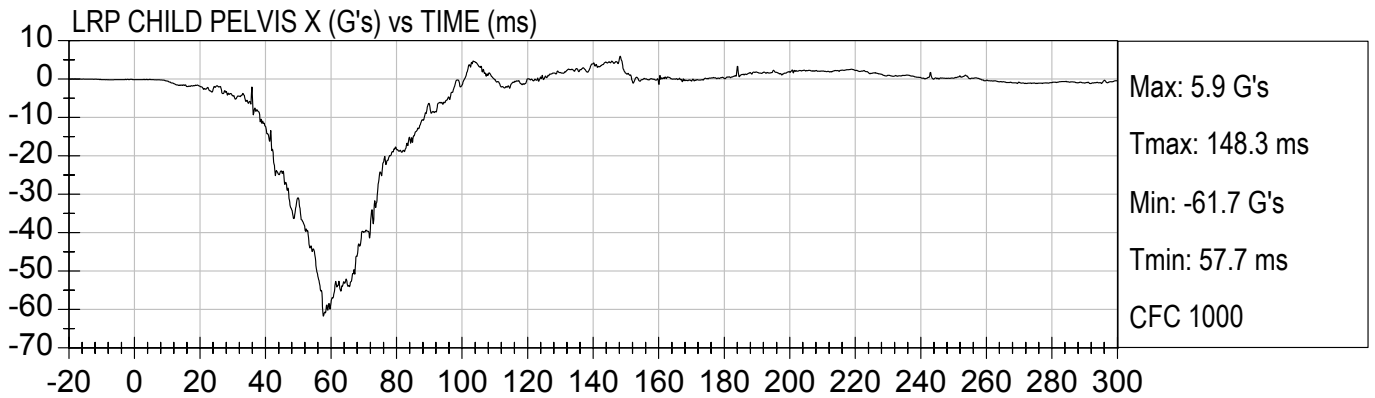


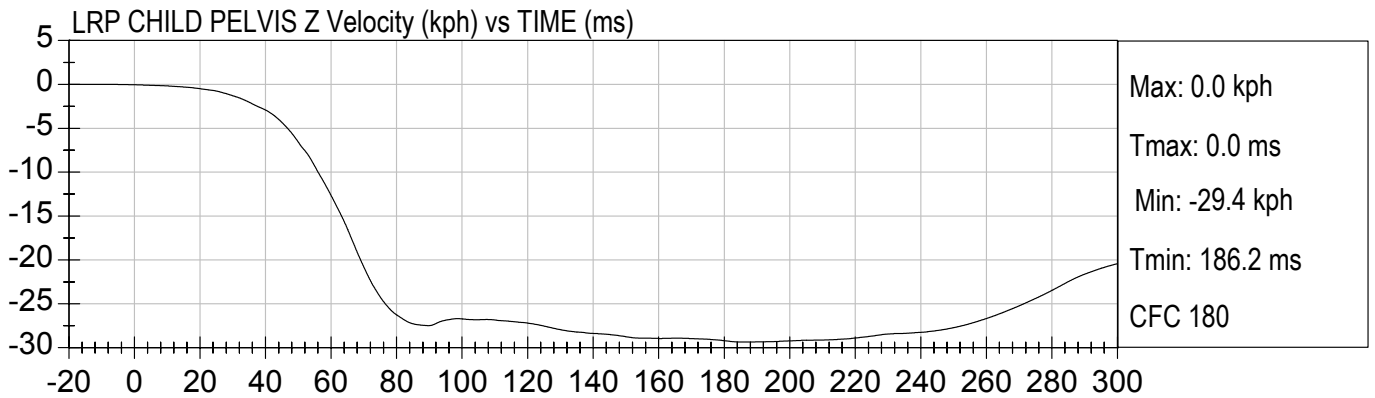
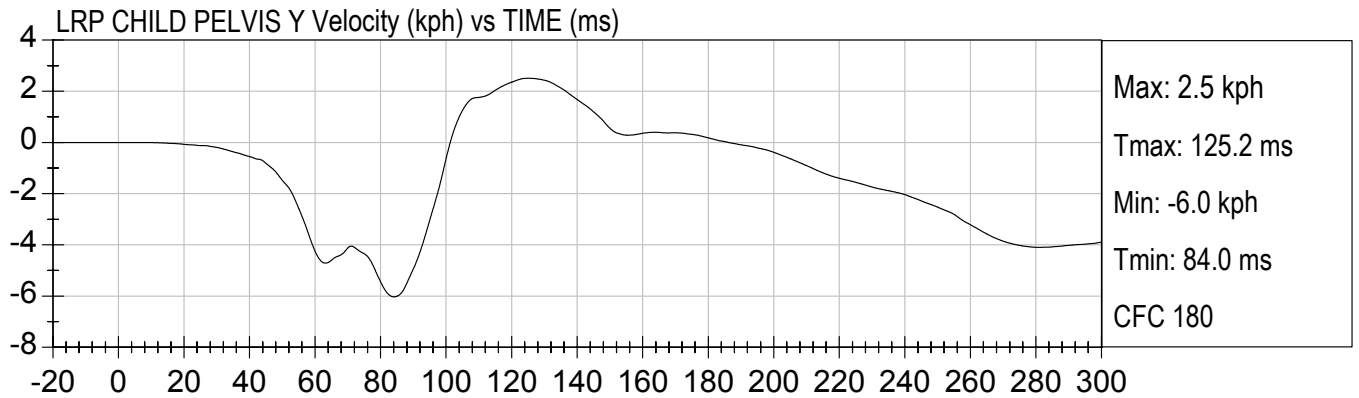
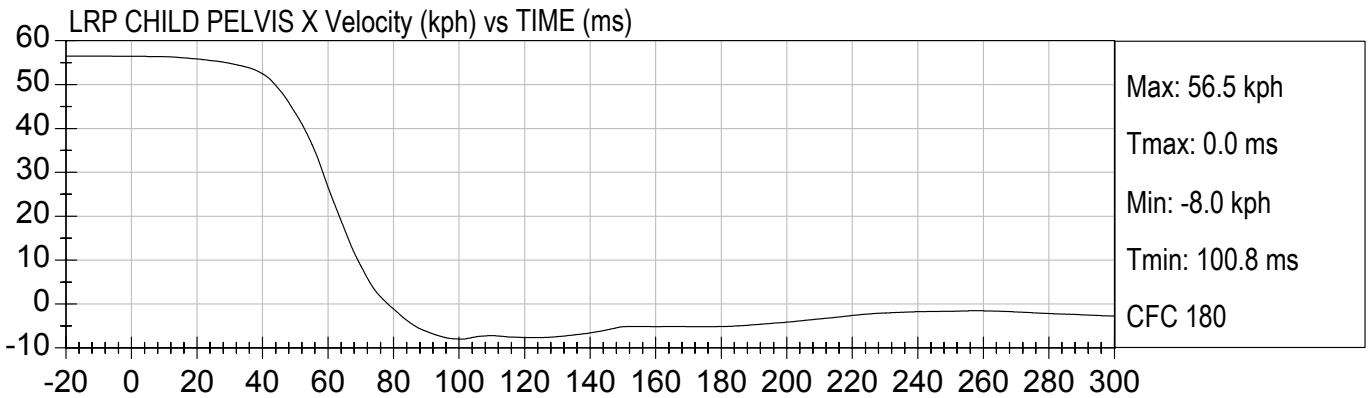
LRP CHILD UPPER NECK MResultant (Nm) vs TIME (ms)

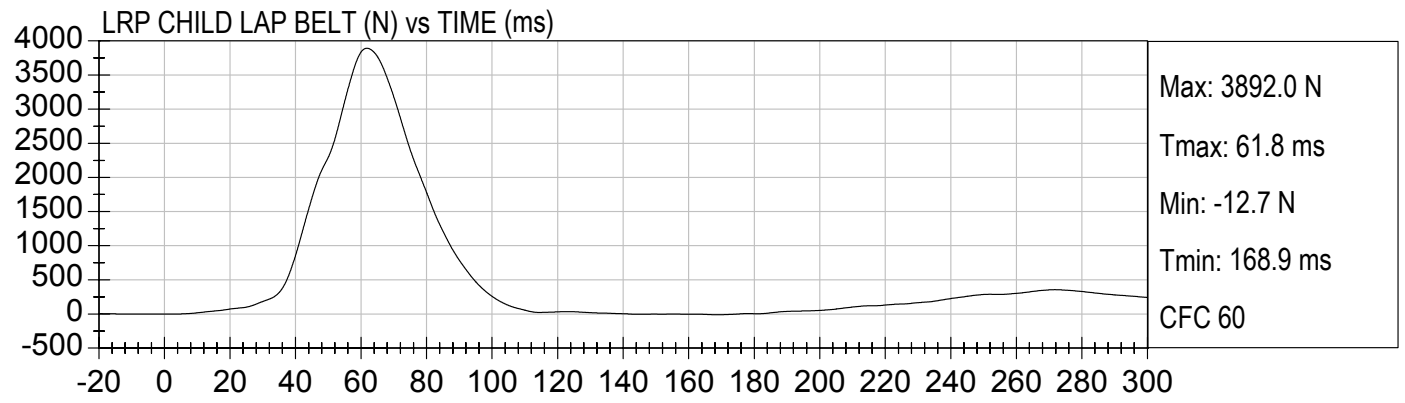
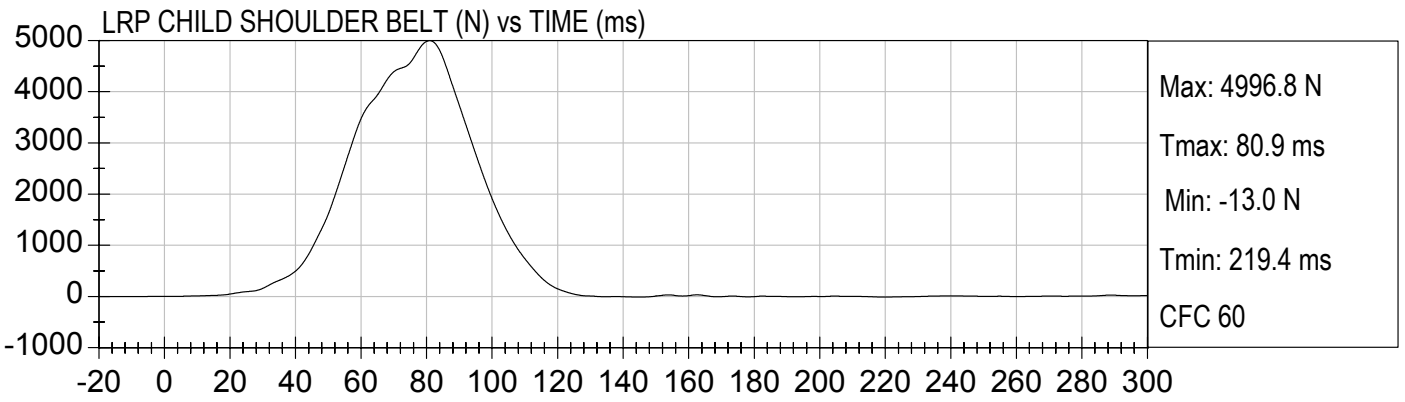
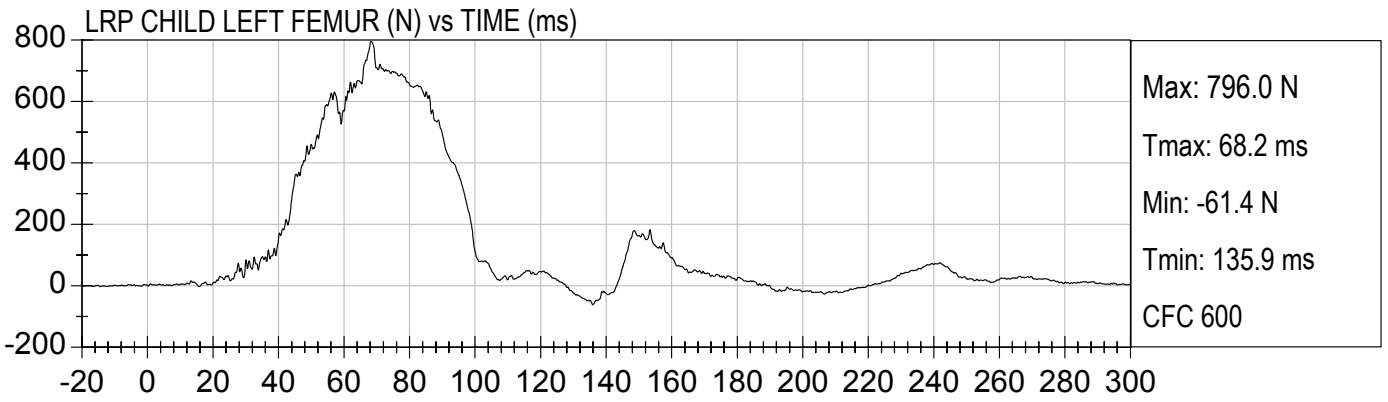
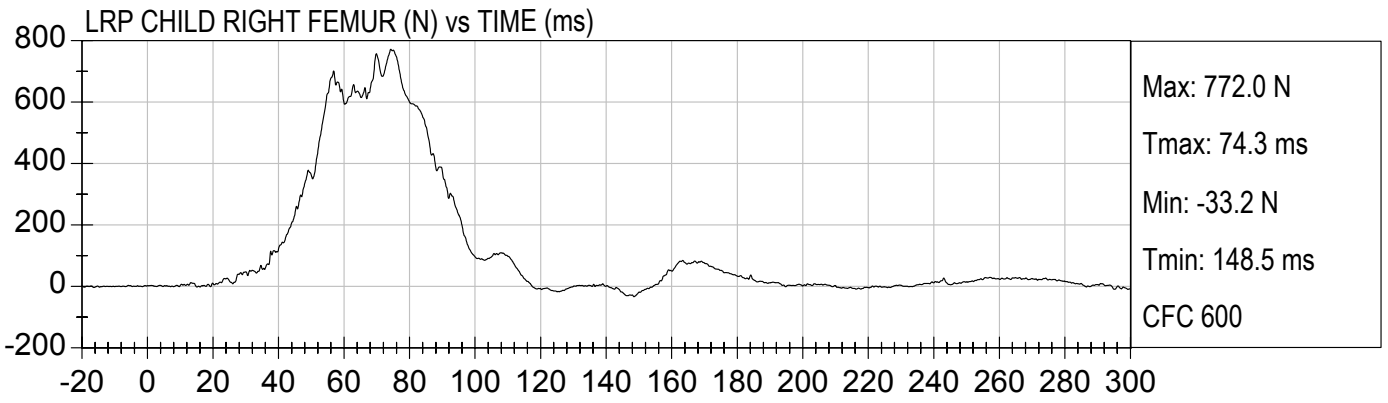


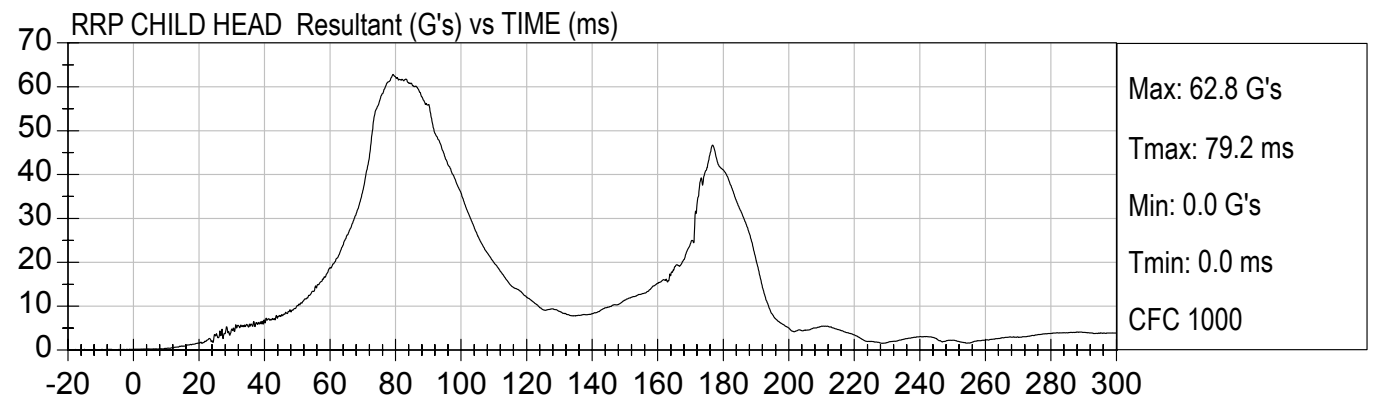
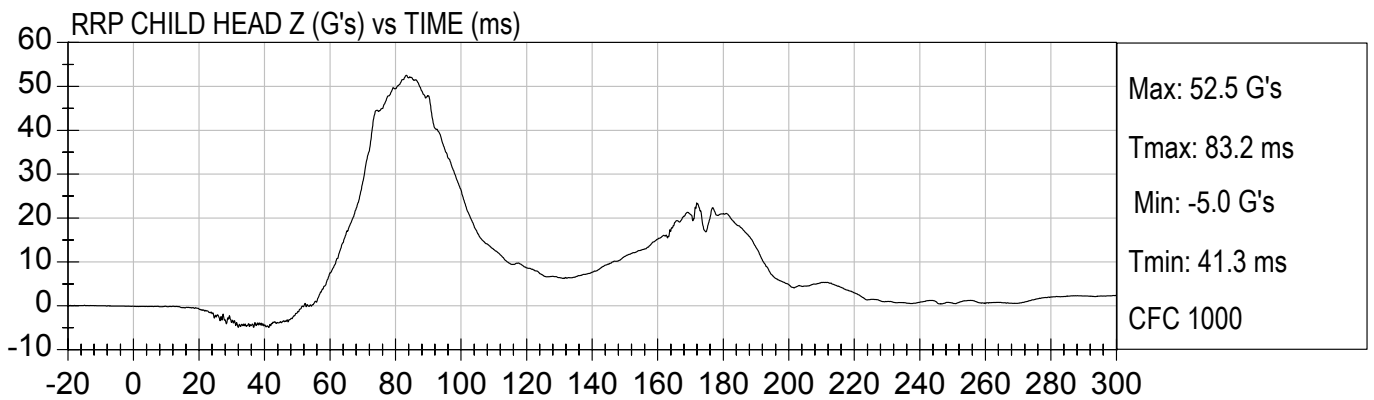
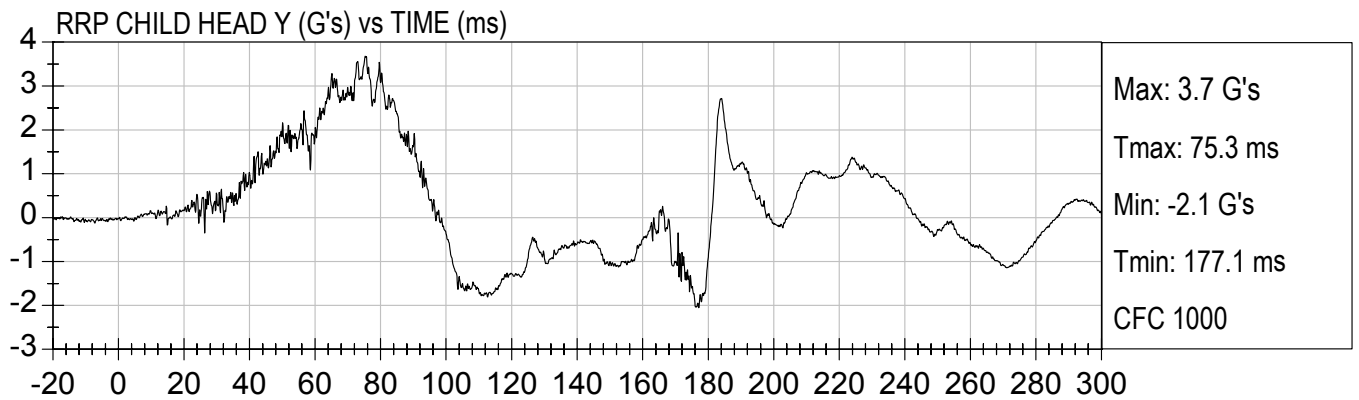
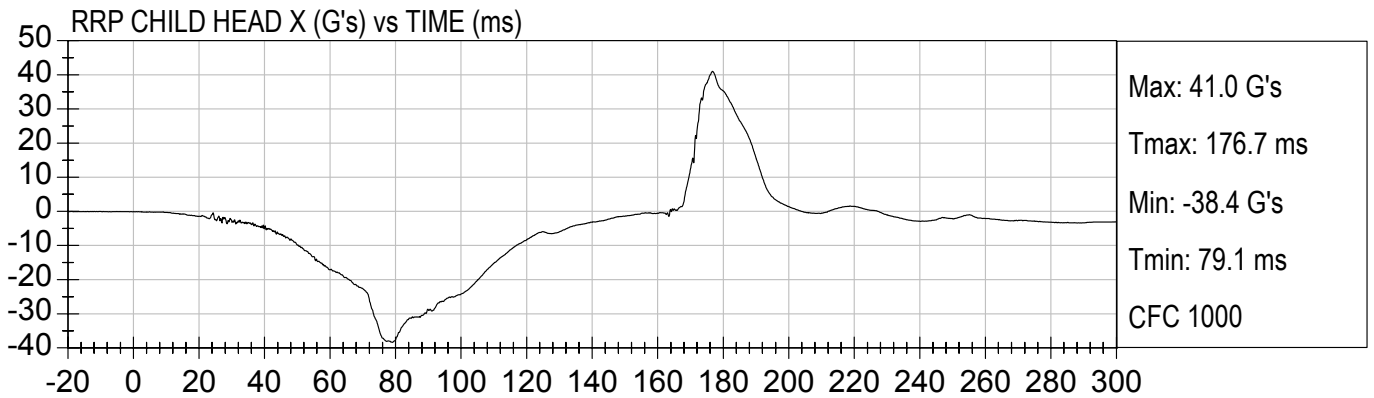


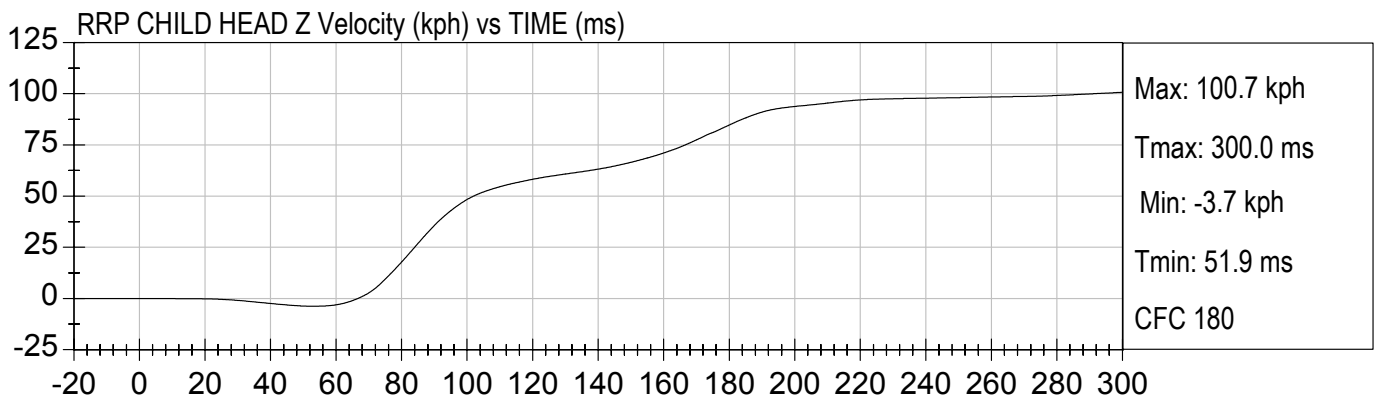
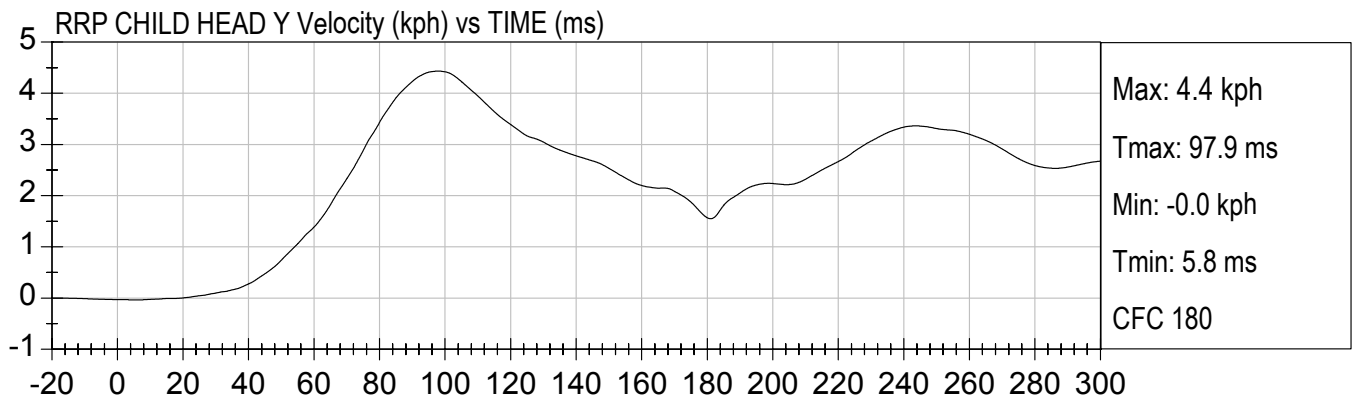
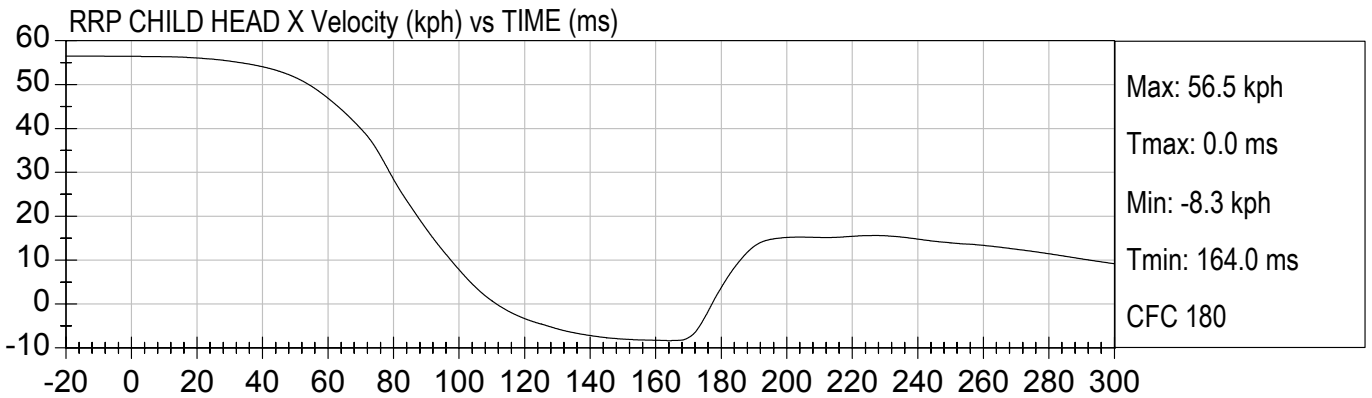


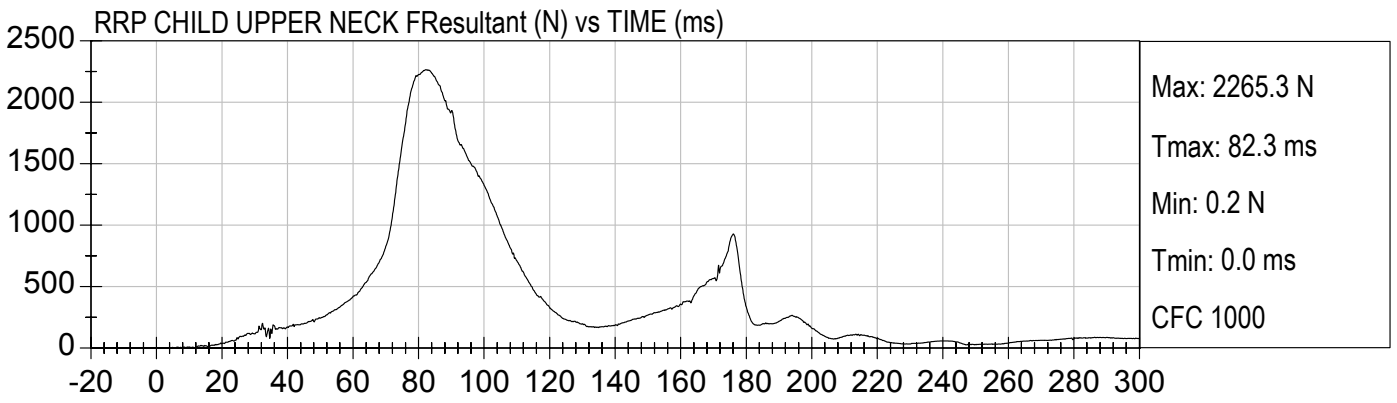
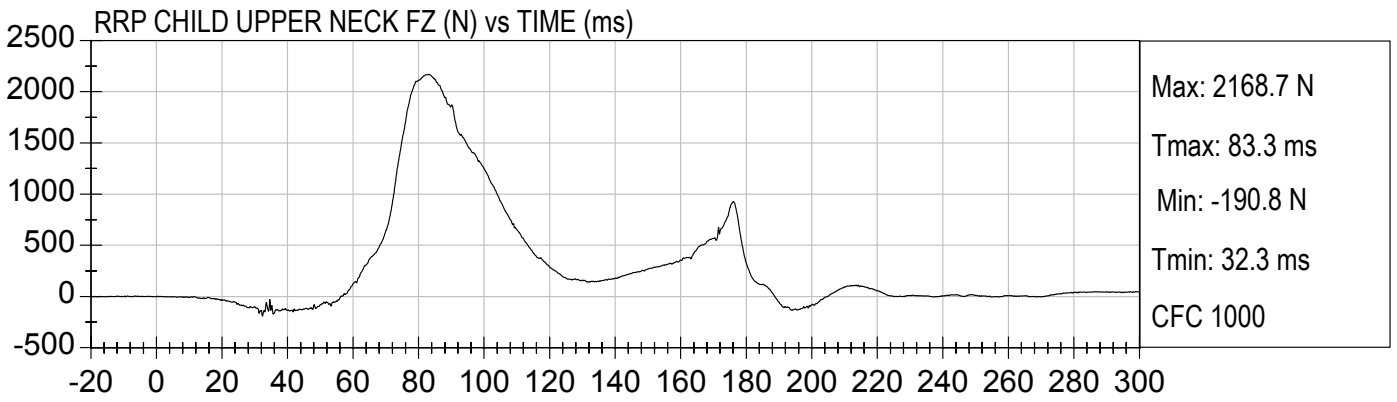
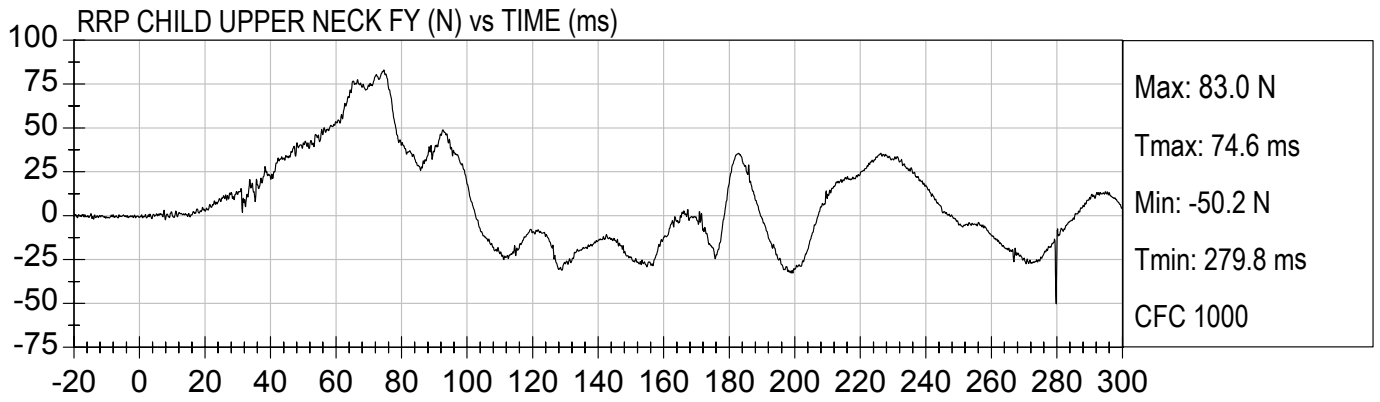
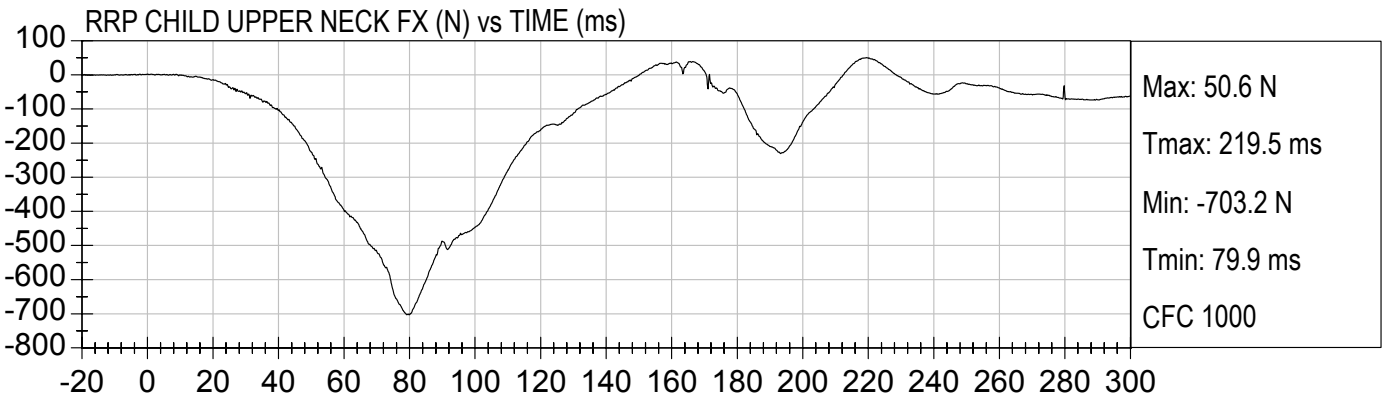


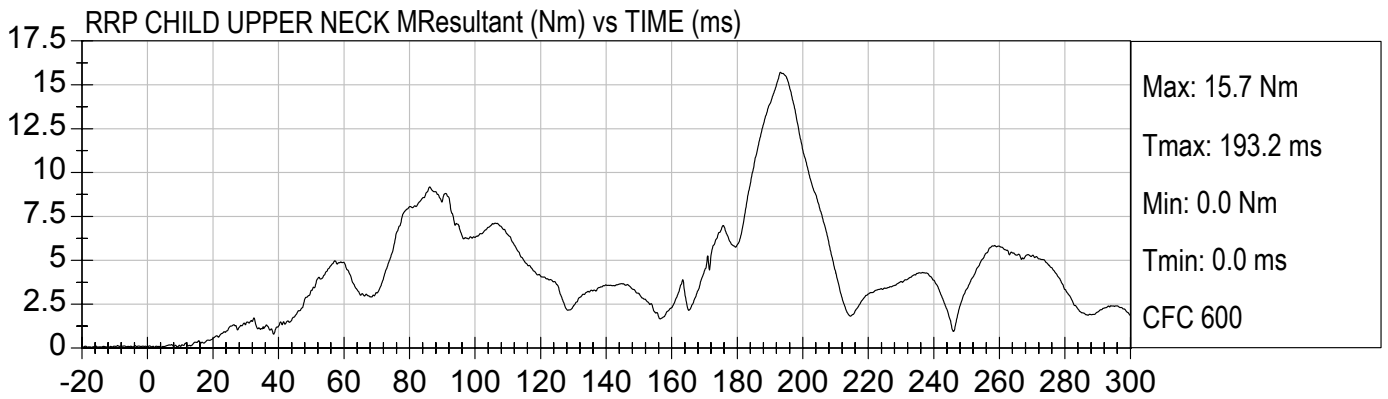
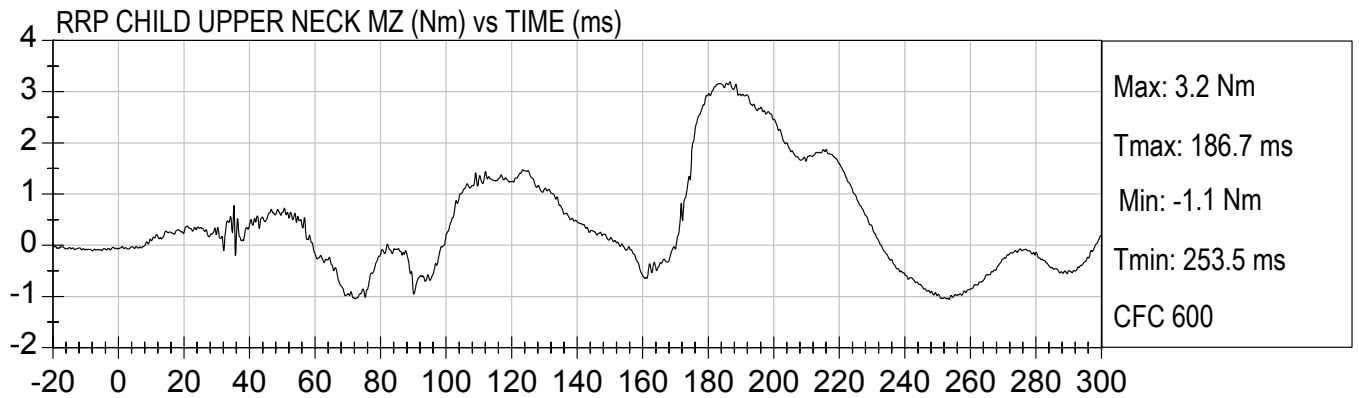
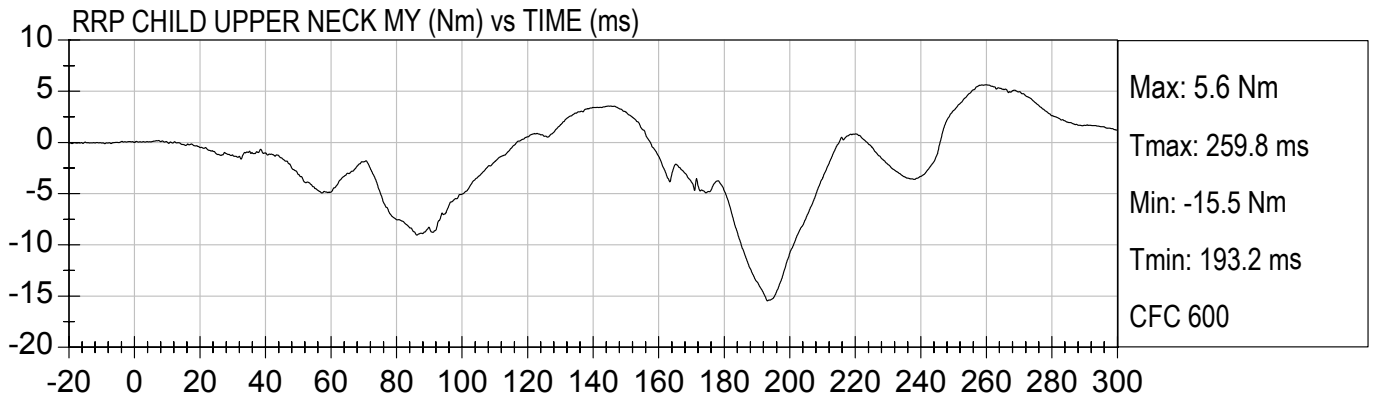
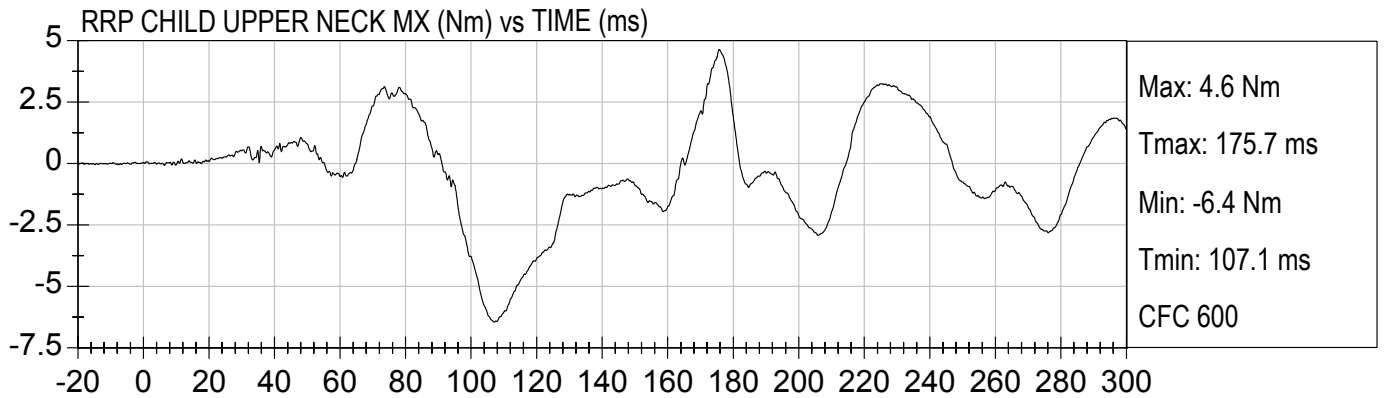


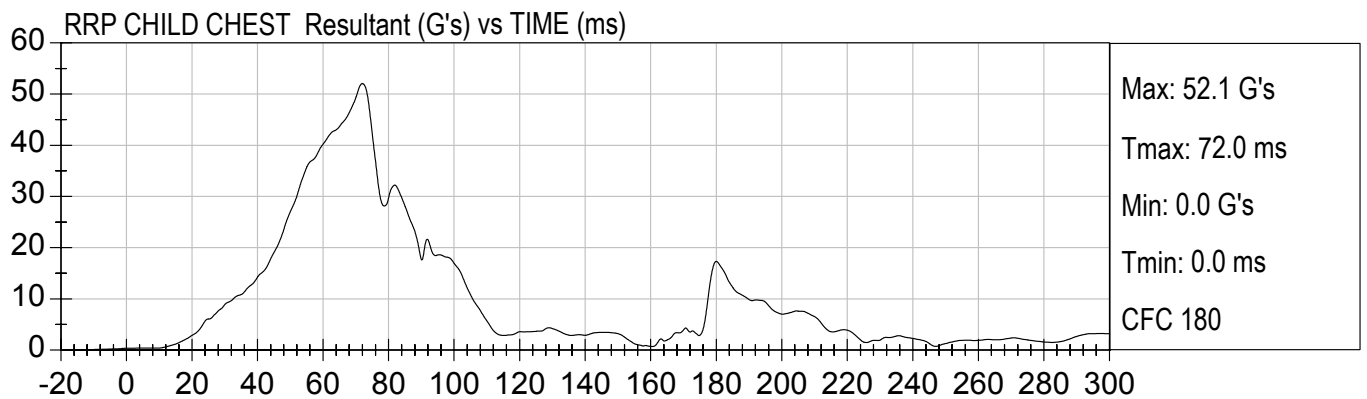
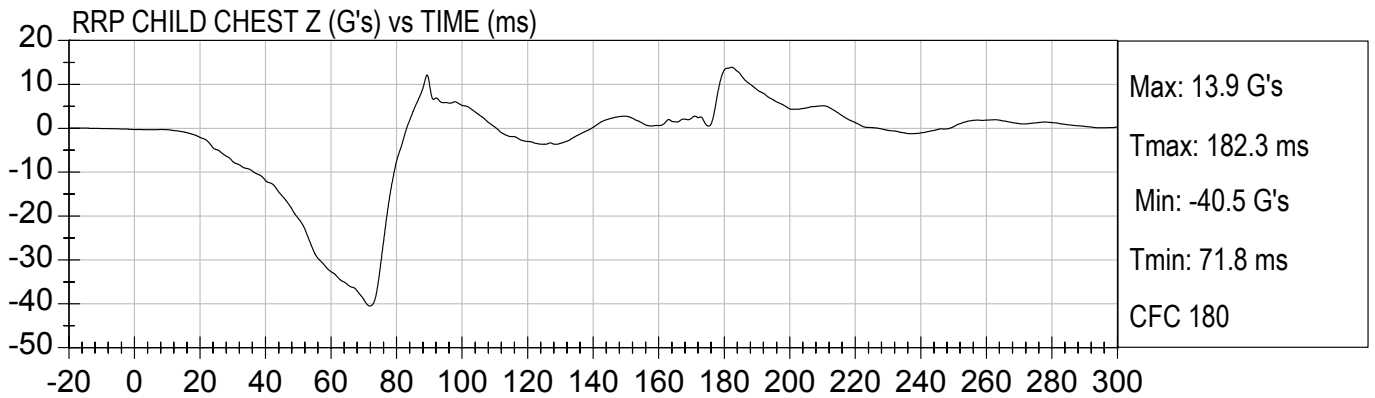
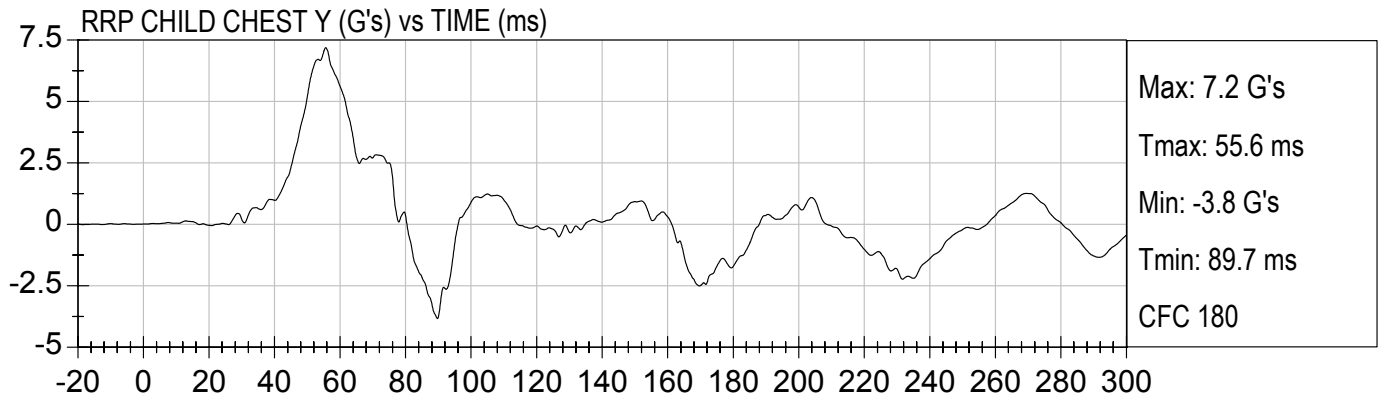
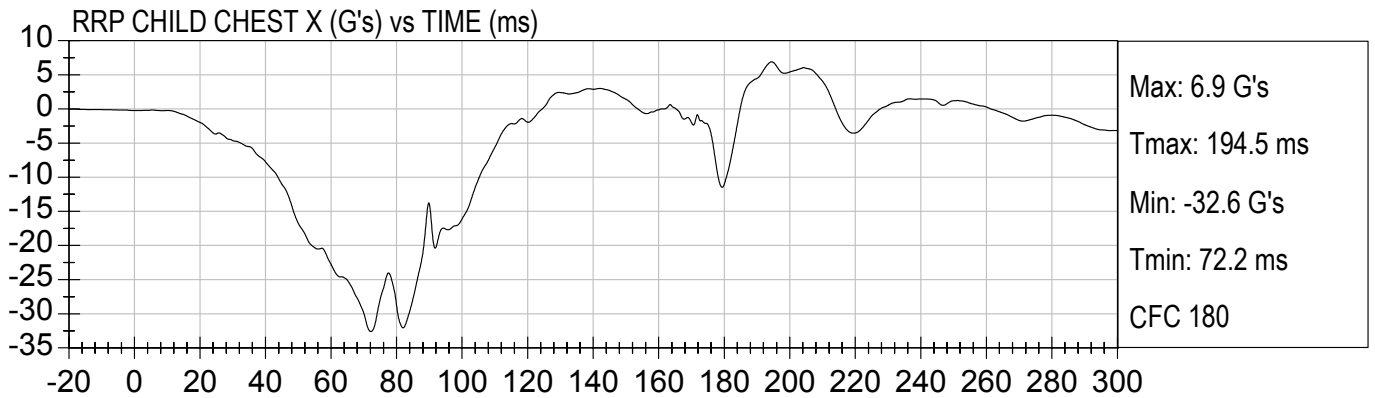






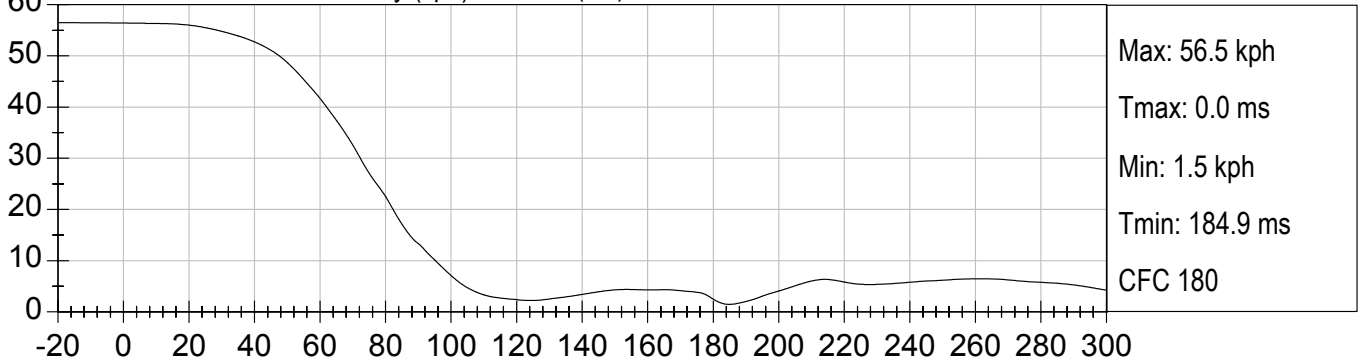




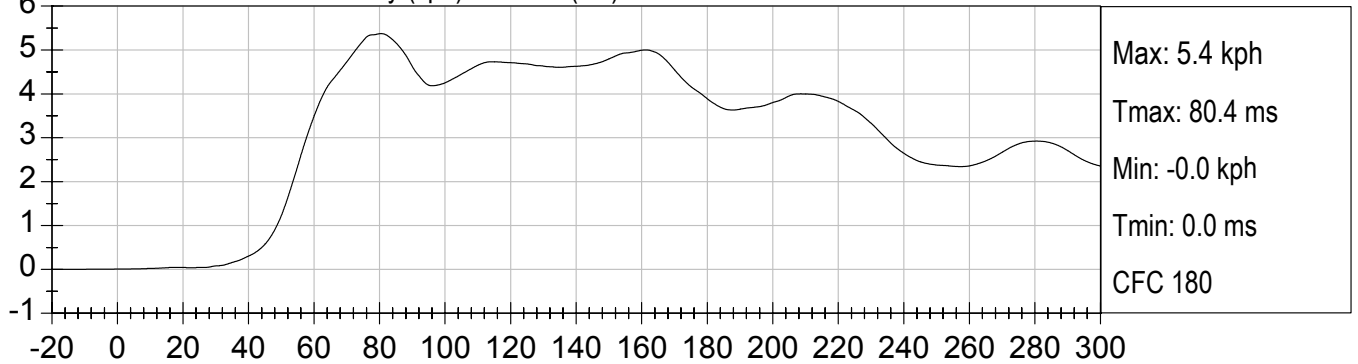




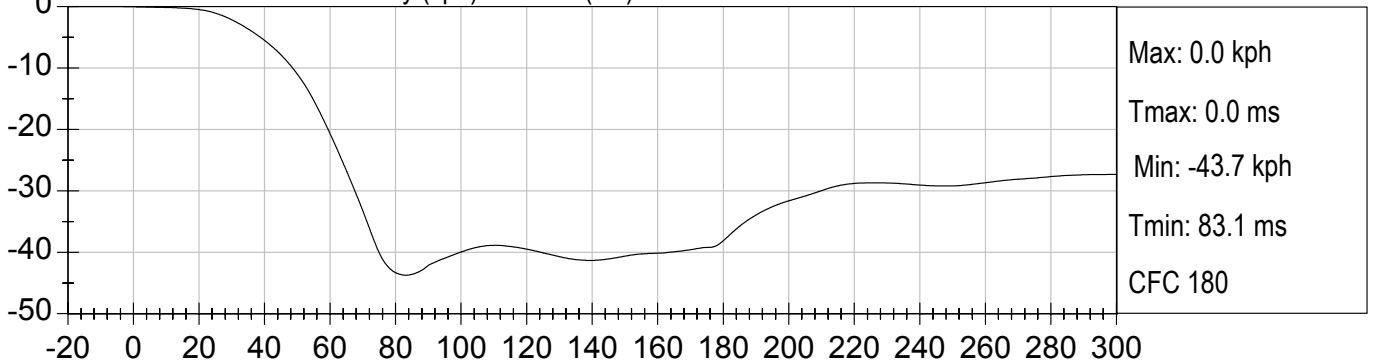
RRP CHILD CHEST X Velocity (kph) vs TIME (ms)



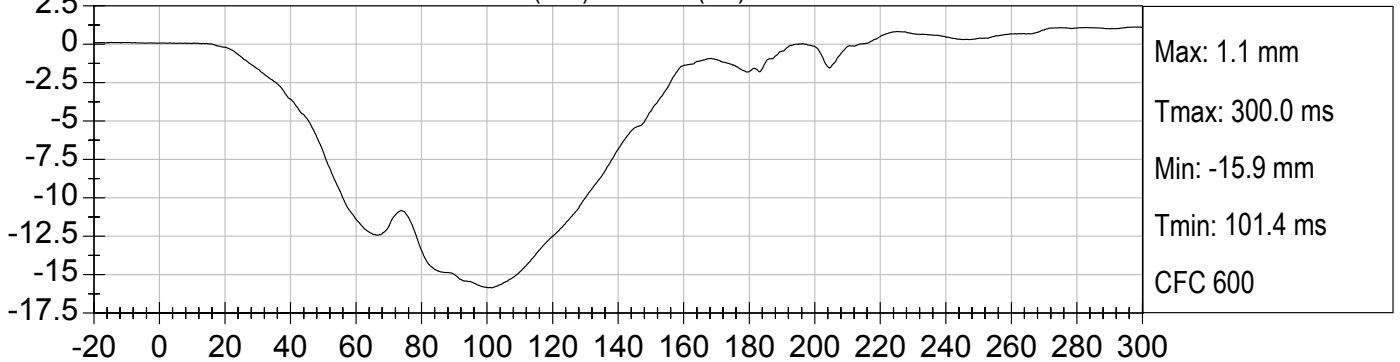
RRP CHILD CHEST Y Velocity (kph) vs TIME (ms)



RRP CHILD CHEST Z Velocity (kph) vs TIME (ms)

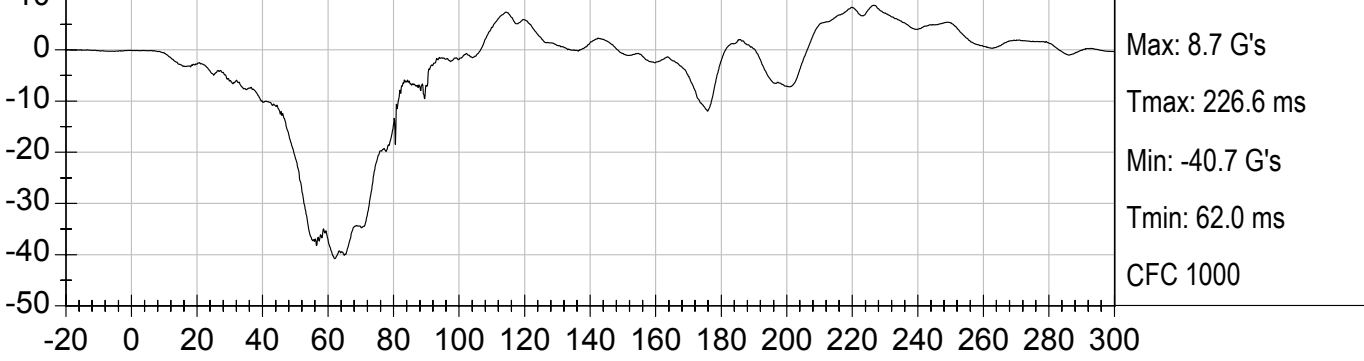


RRP CHILD CHEST DISPLACEMENT (mm) vs TIME (ms)

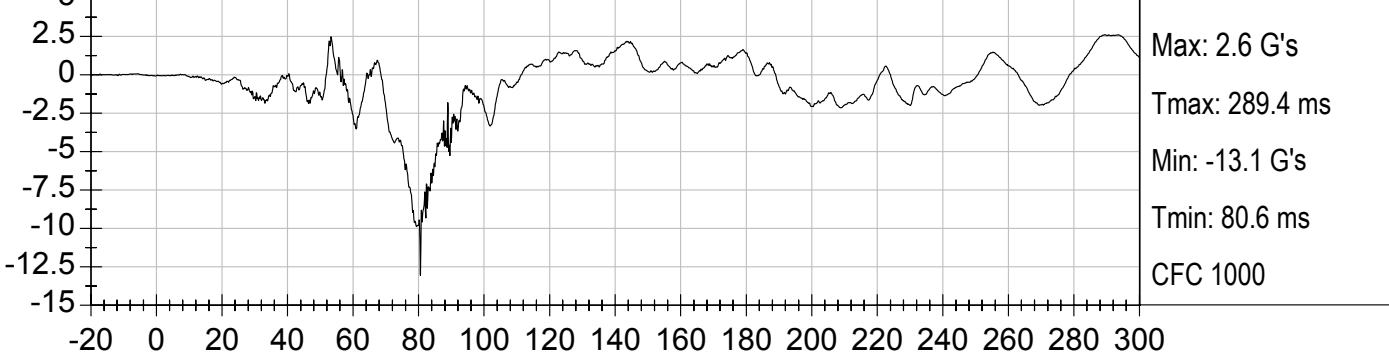




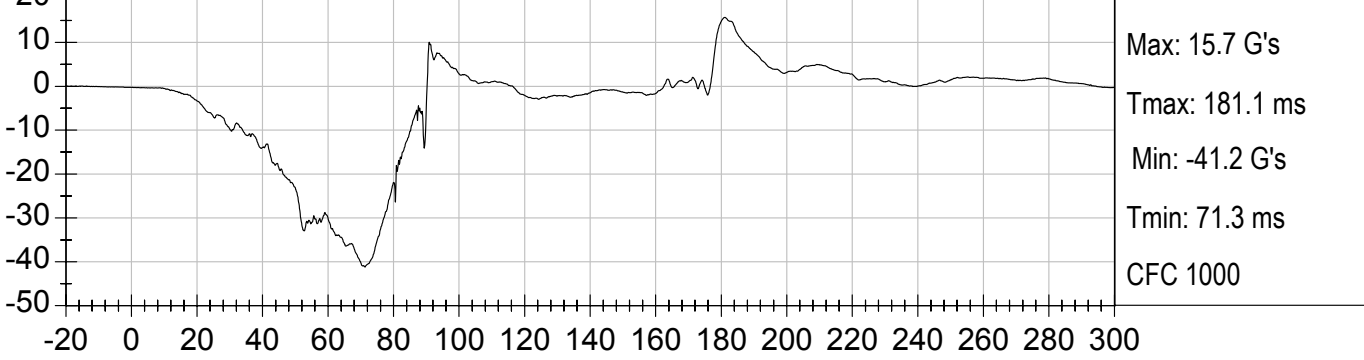
RRP CHILD PELVIS X (G's) vs TIME (ms)



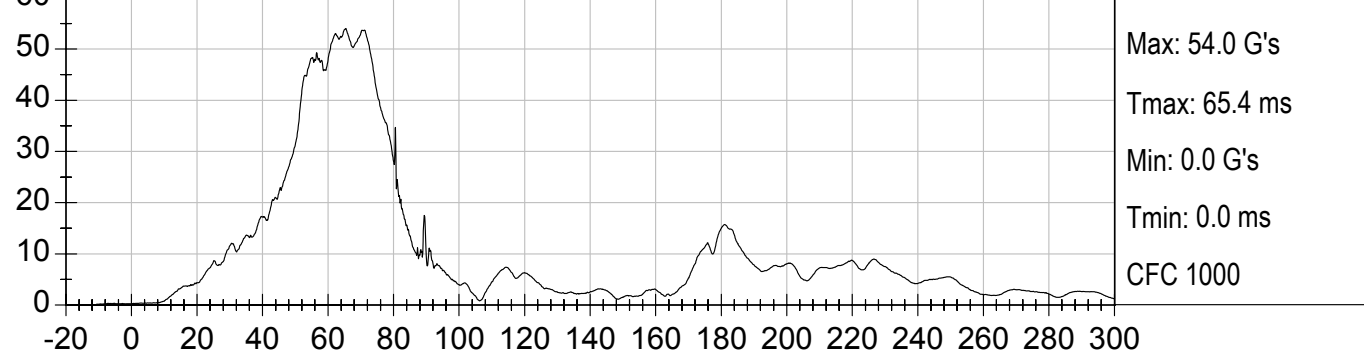
RRP CHILD PELVIS Y (G's) vs TIME (ms)



RRP CHILD PELVIS Z (G's) vs TIME (ms)

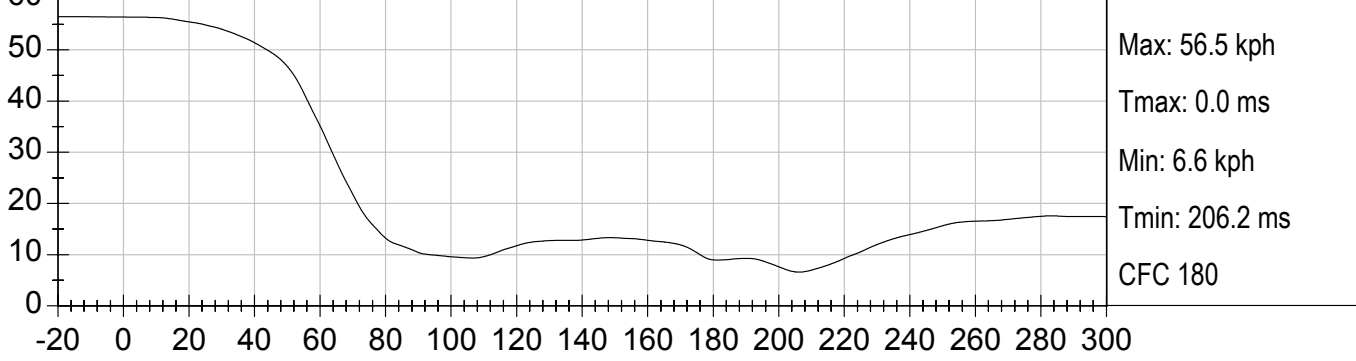


RRP CHILD PELVIS Resultant (G's) vs TIME (ms)

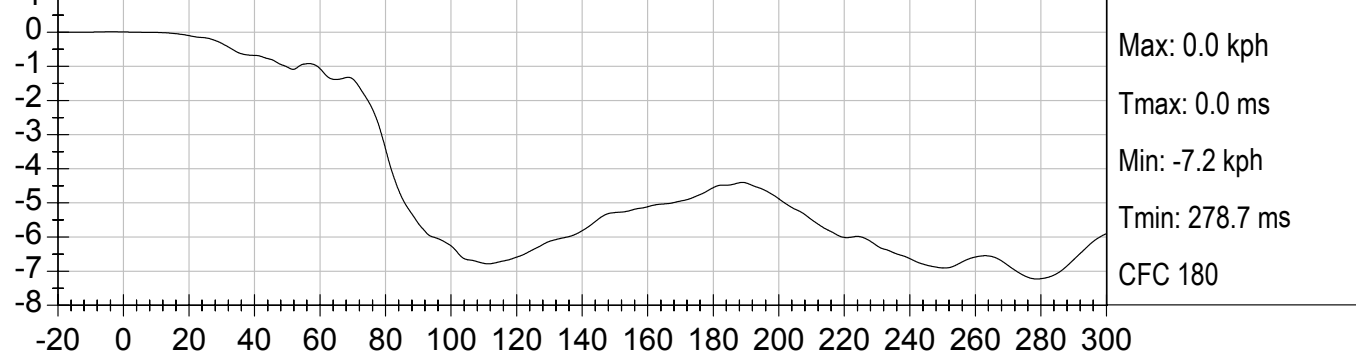




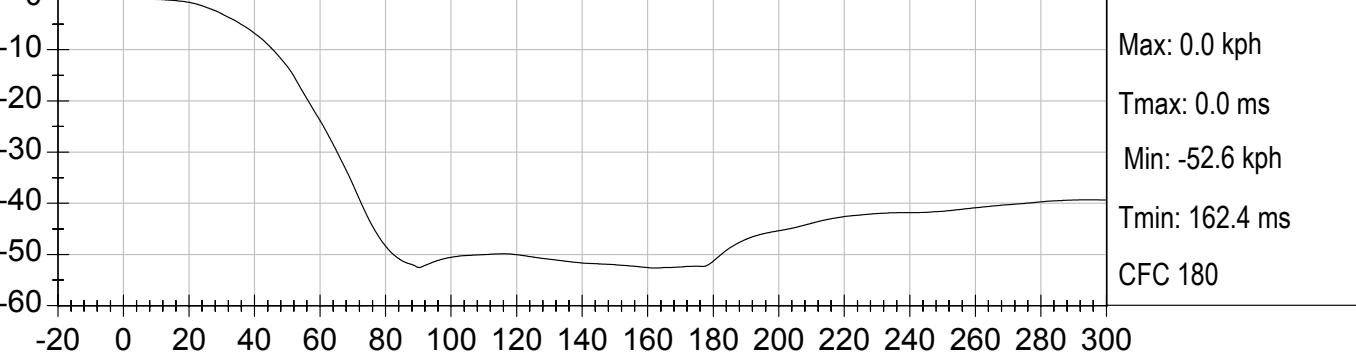
RRP CHILD PELVIS X Velocity (kph) vs TIME (ms)



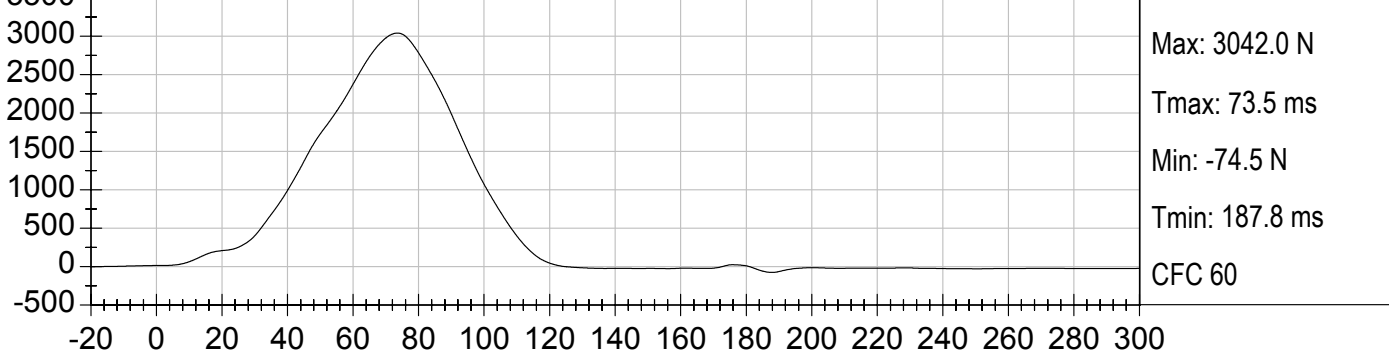
RRP CHILD PELVIS Y Velocity (kph) vs TIME (ms)

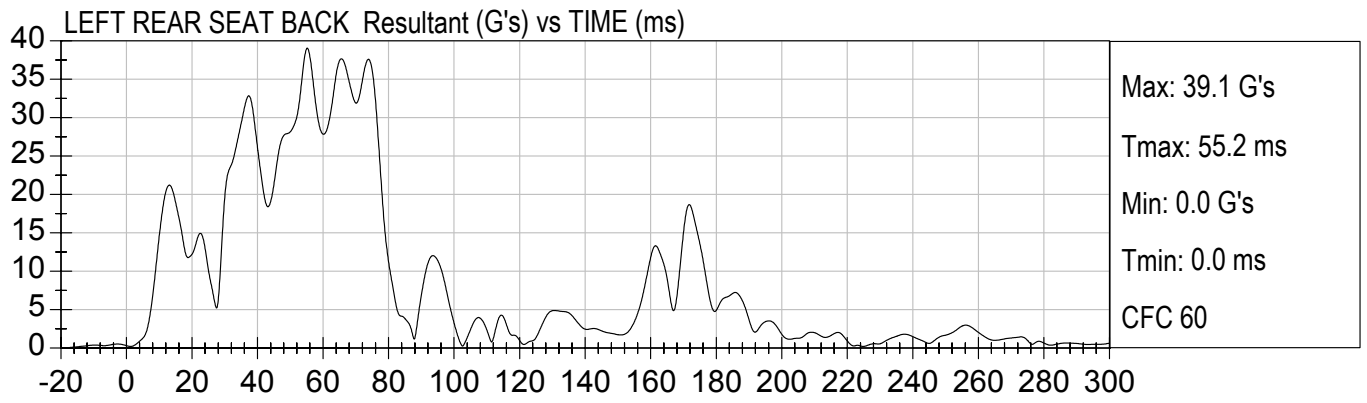
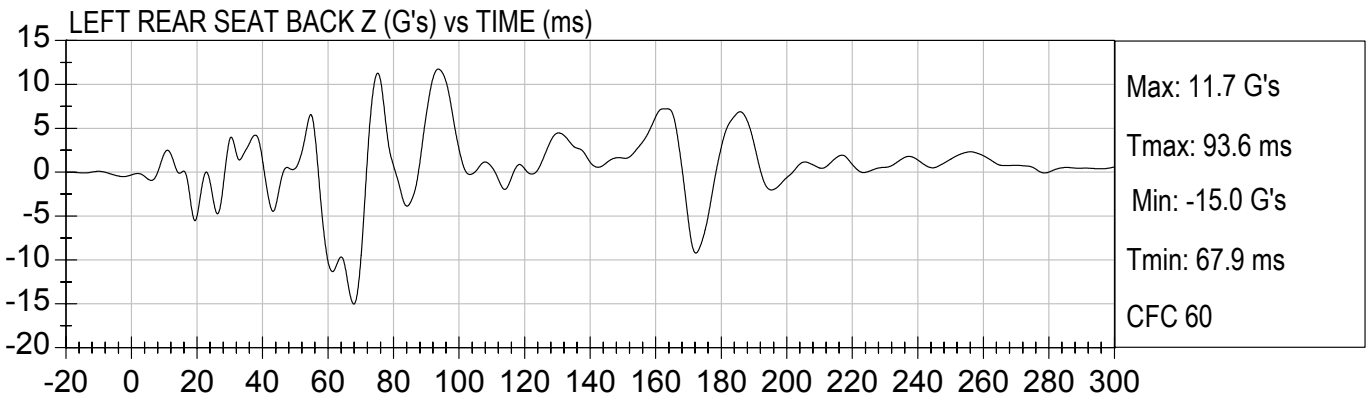
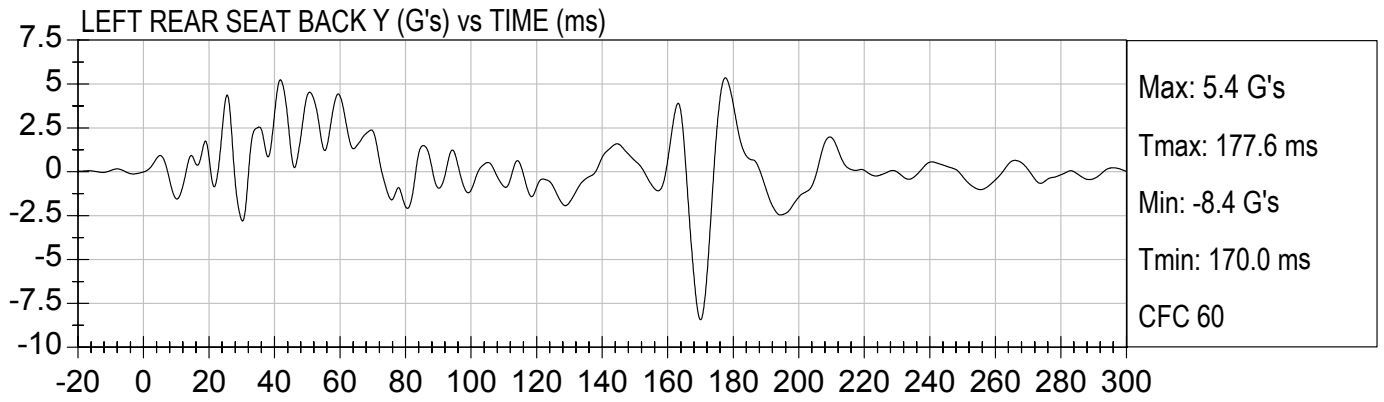
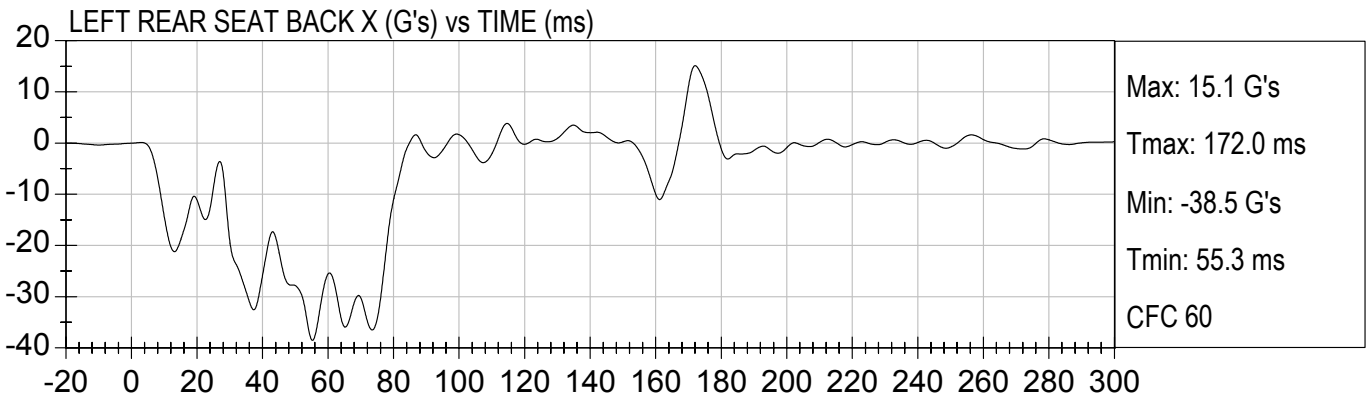


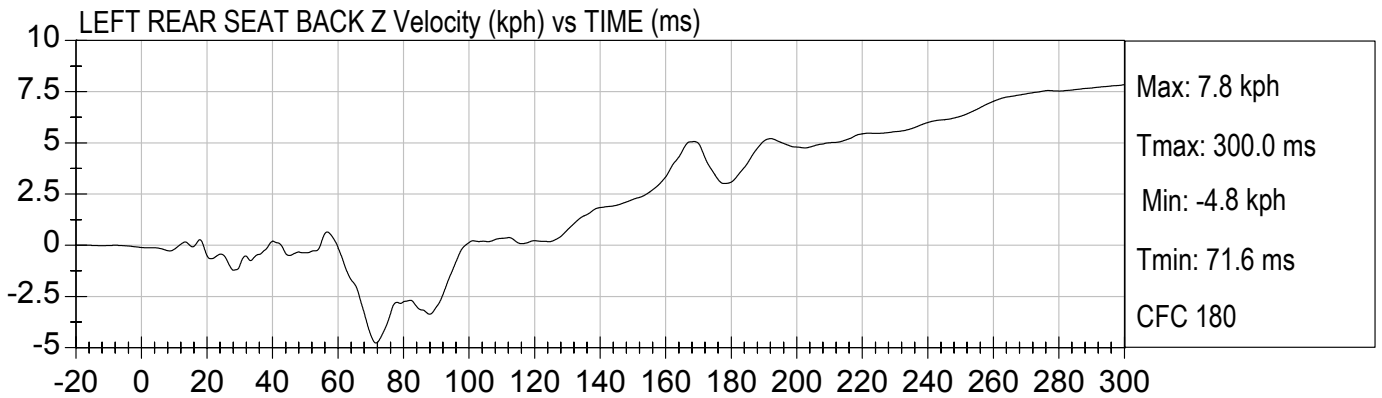
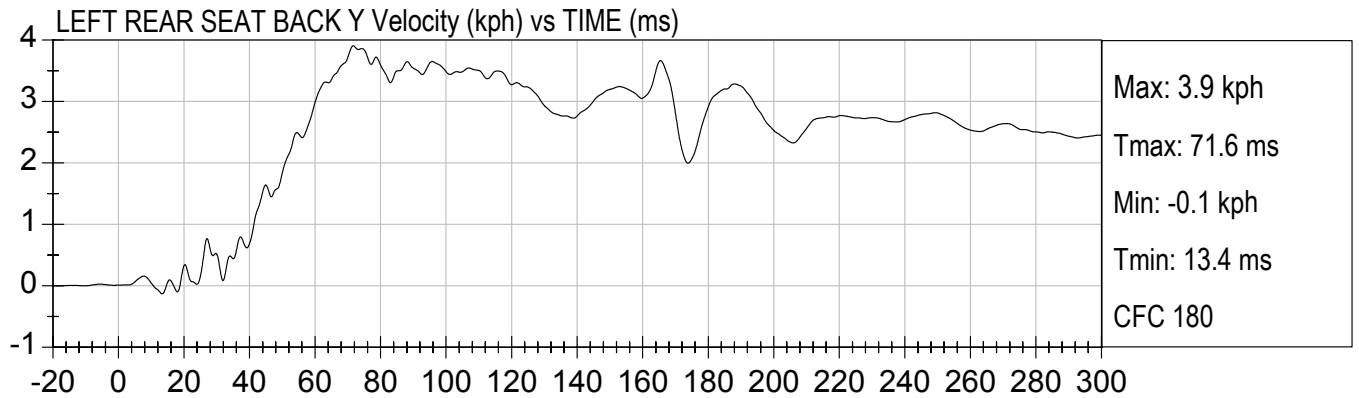
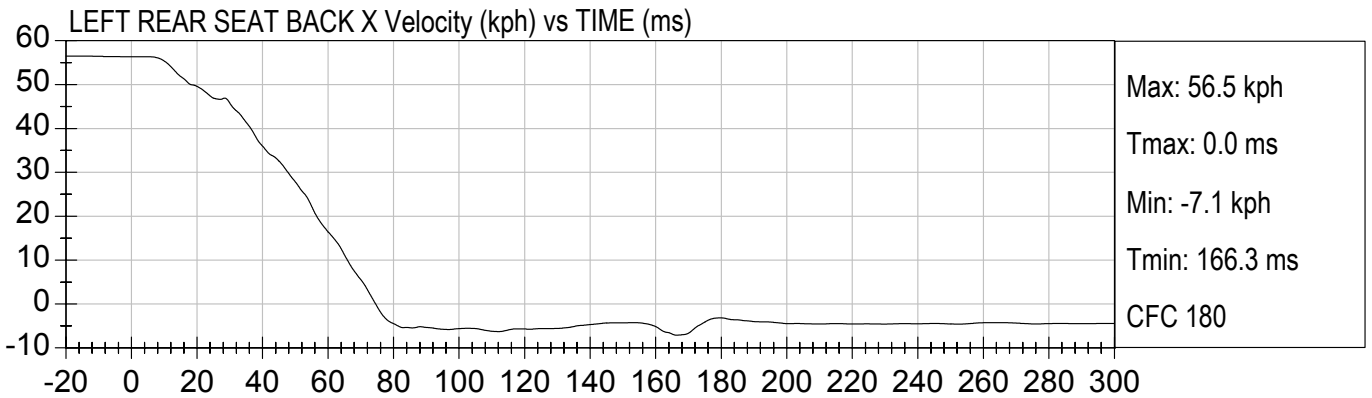
RRP CHILD PELVIS Z Velocity (kph) vs TIME (ms)

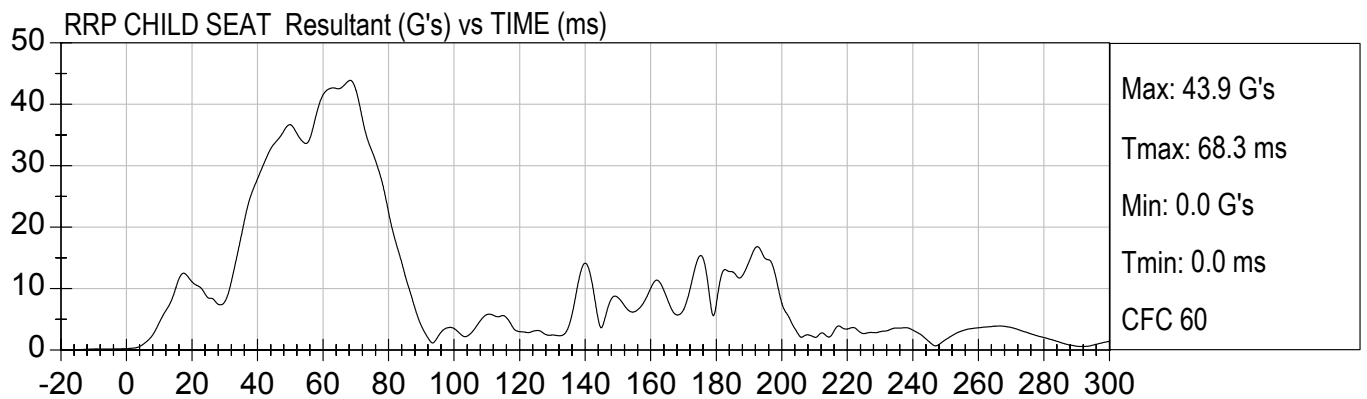
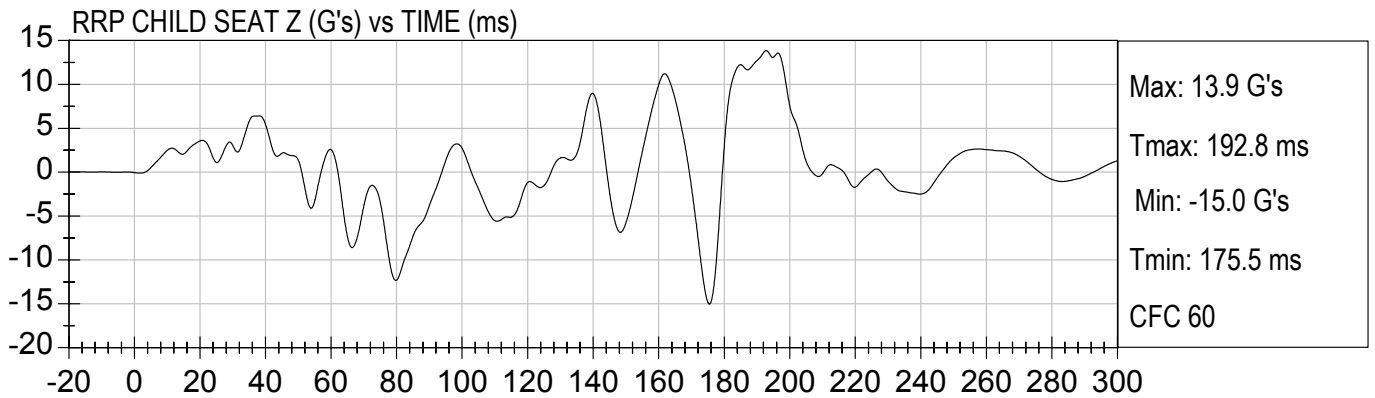
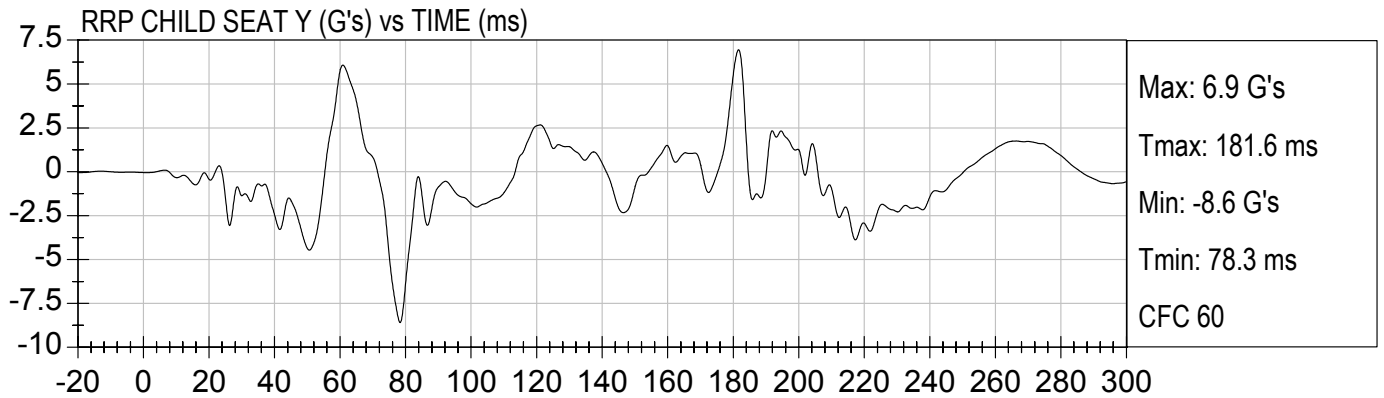
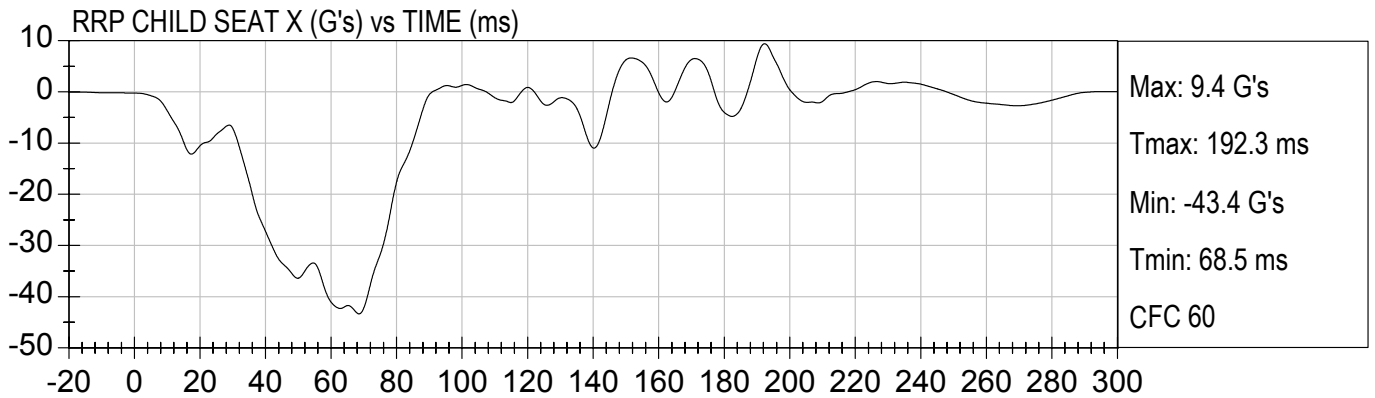


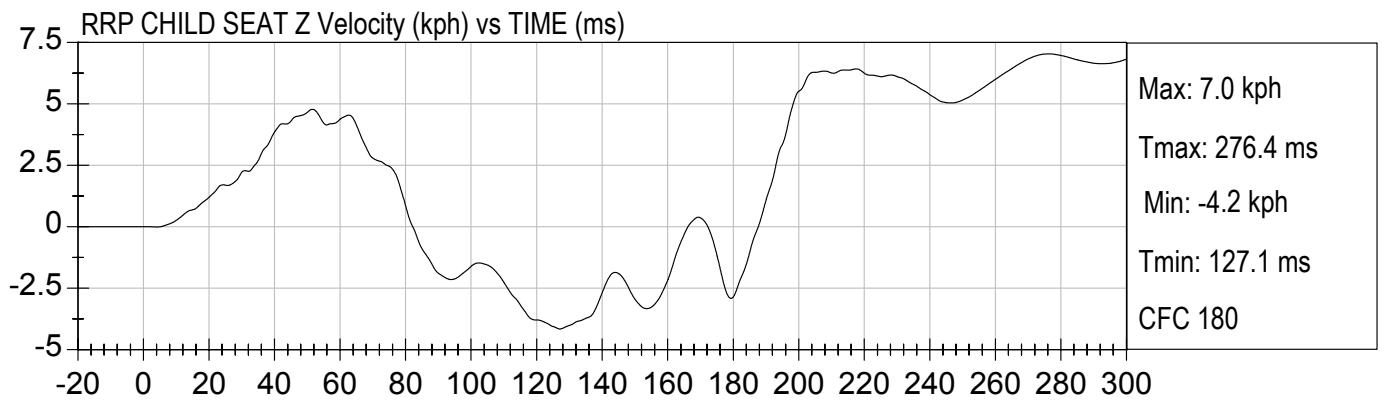
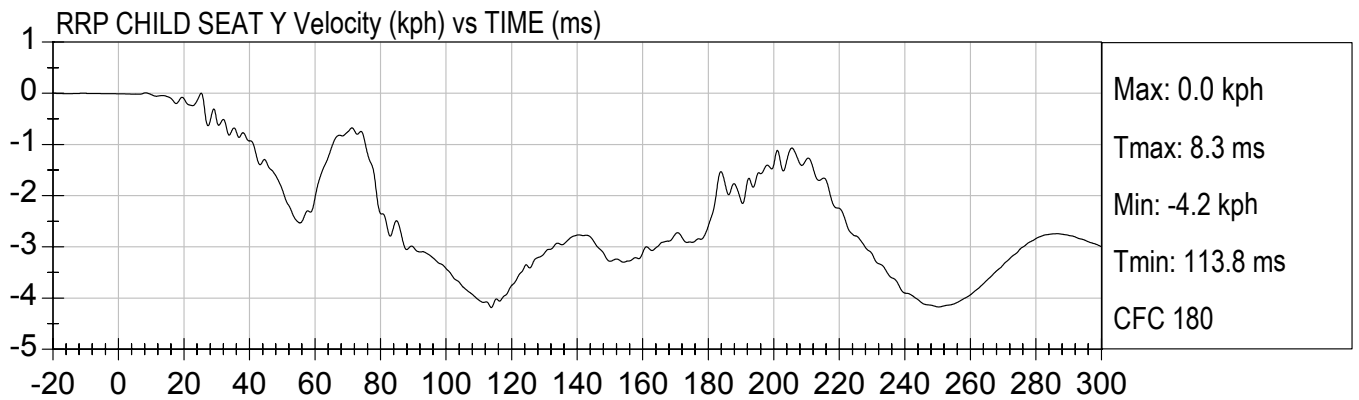
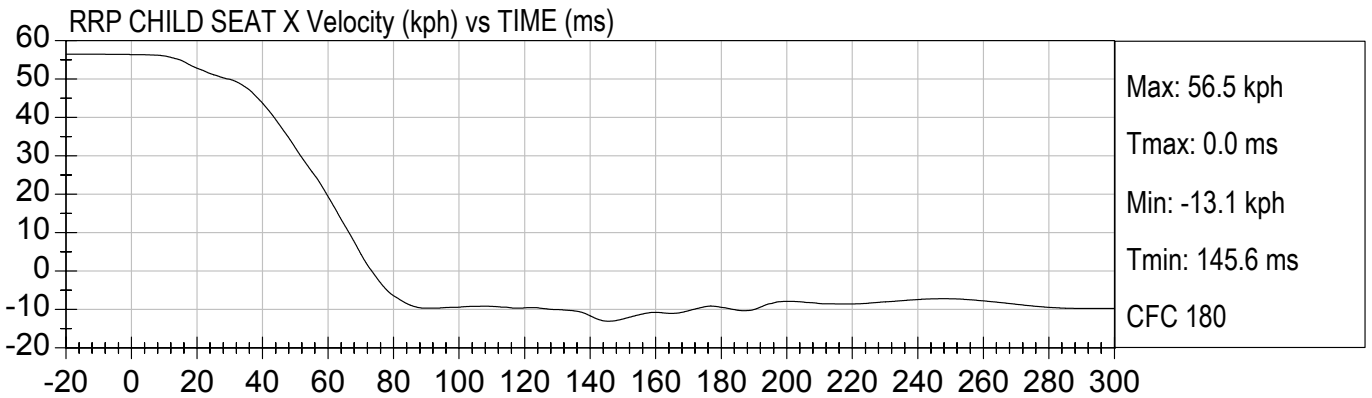
RRP TETHER FORCE (N) vs TIME (ms)

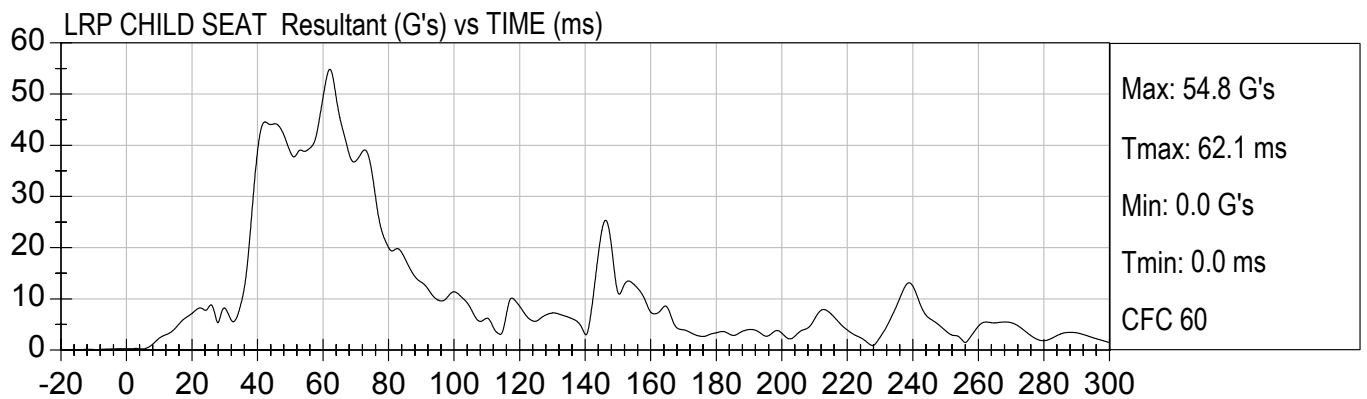
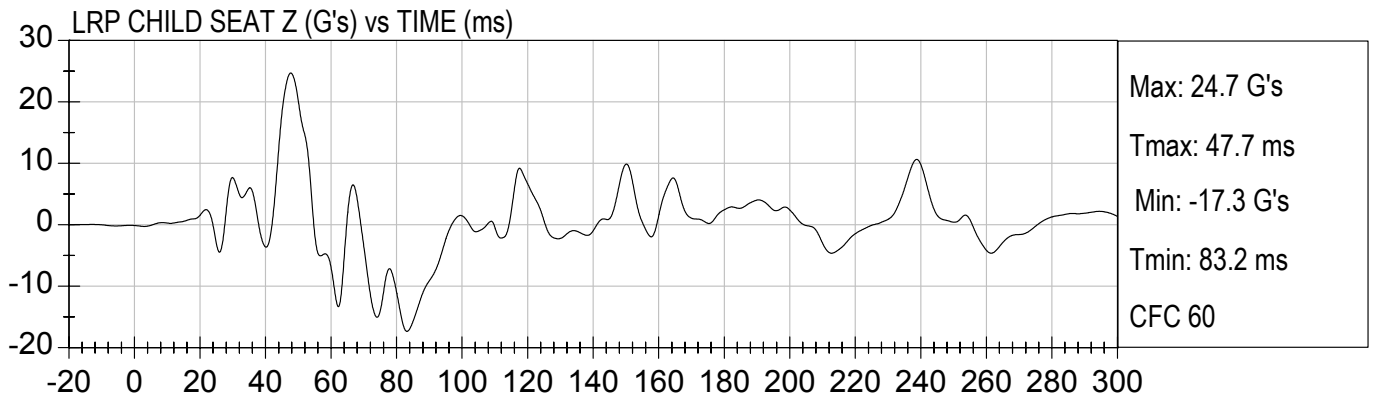
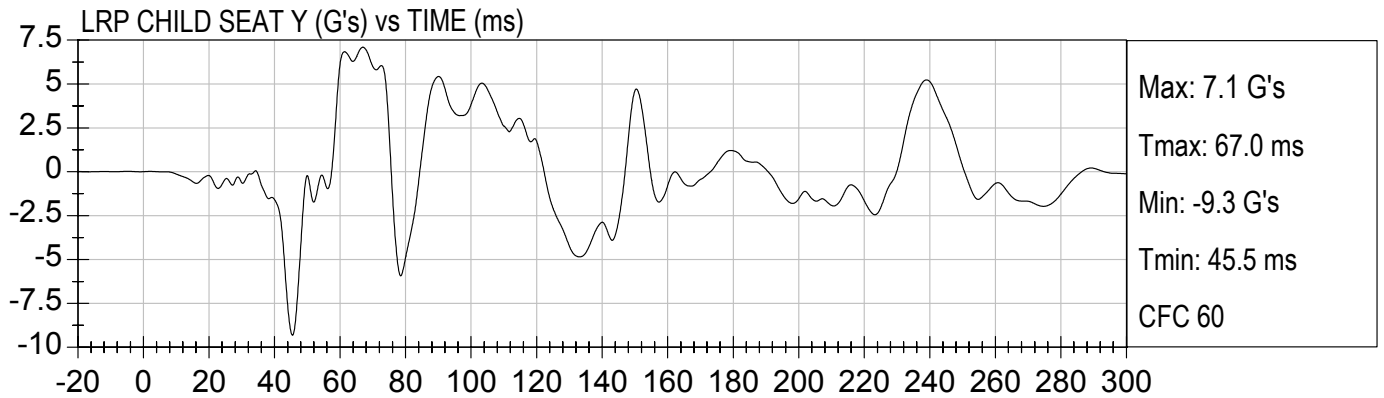
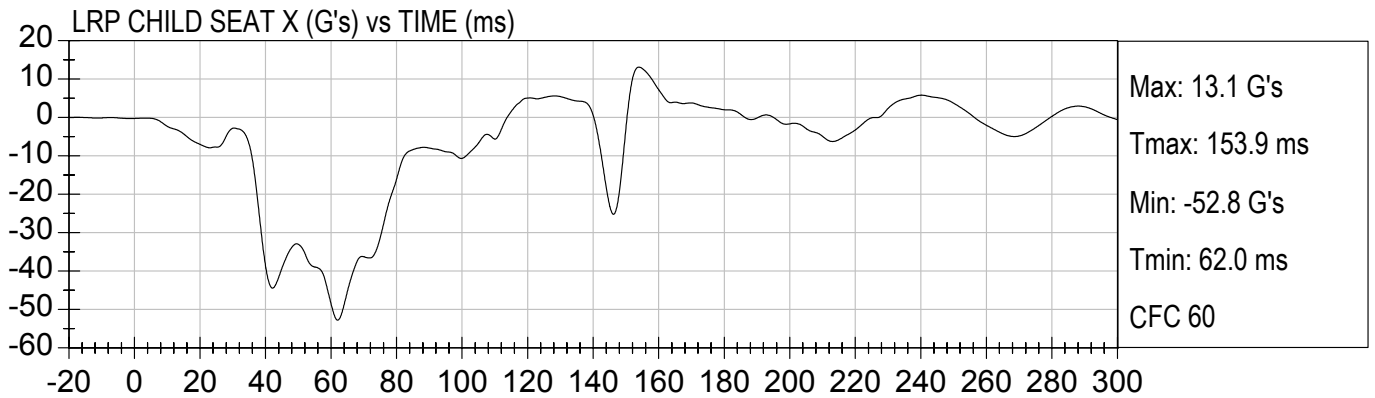


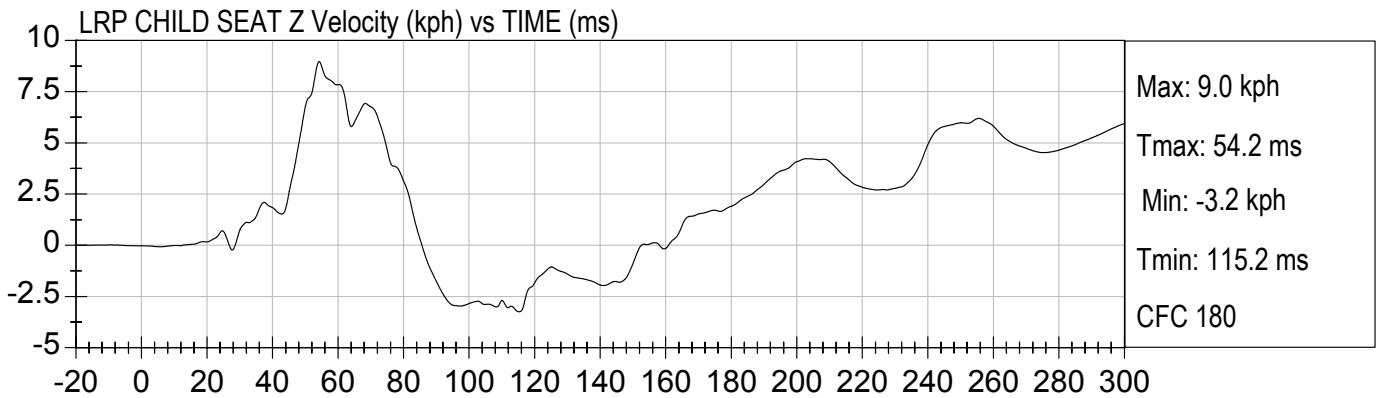
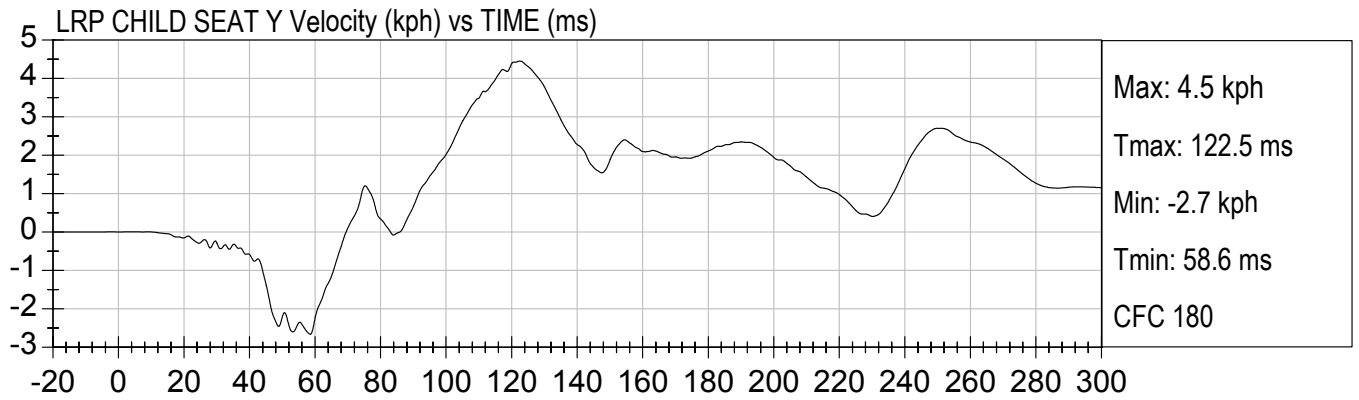
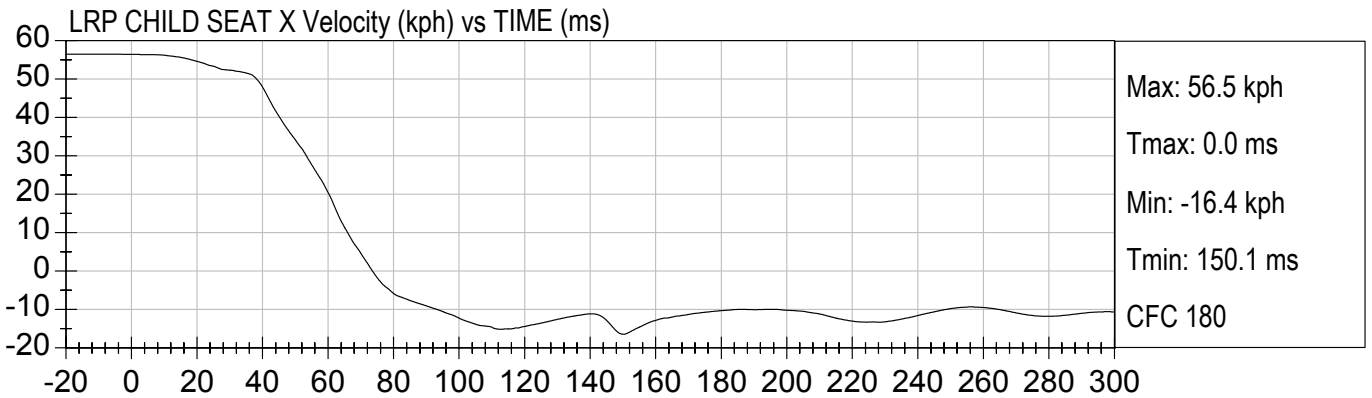












APPENDIX C
CHILD DUMMY CALIBRATION INFORMATION

Hybrid III Calibration Data Sheet
3 Year Old
Head Drop Calibration

ATD Serial No: 042

Test I.D.: D041811

Tested Parameter	Units	Specification	Result	Pass/Fail
Laboratory Temperature	deg C	18.9 to 25.5	21.7	Pass
Laboratory Relative Humidity	%	10 to 70	46	Pass
Peak Resultant Acceleration	G's	250.0 to 280.0	268.4	Pass
Peak Lateral Acceleration	G's	<= +/- 15.0	-11.5	Pass
Is Acceleration Unimodal?	Yes/No	< 10% Peak	Yes	Pass
Overall Test Results				Pass

Jessica Hall
 Laboratory Technician

08/06/2004
 Test Date

David Winkelbauer
 Approved By



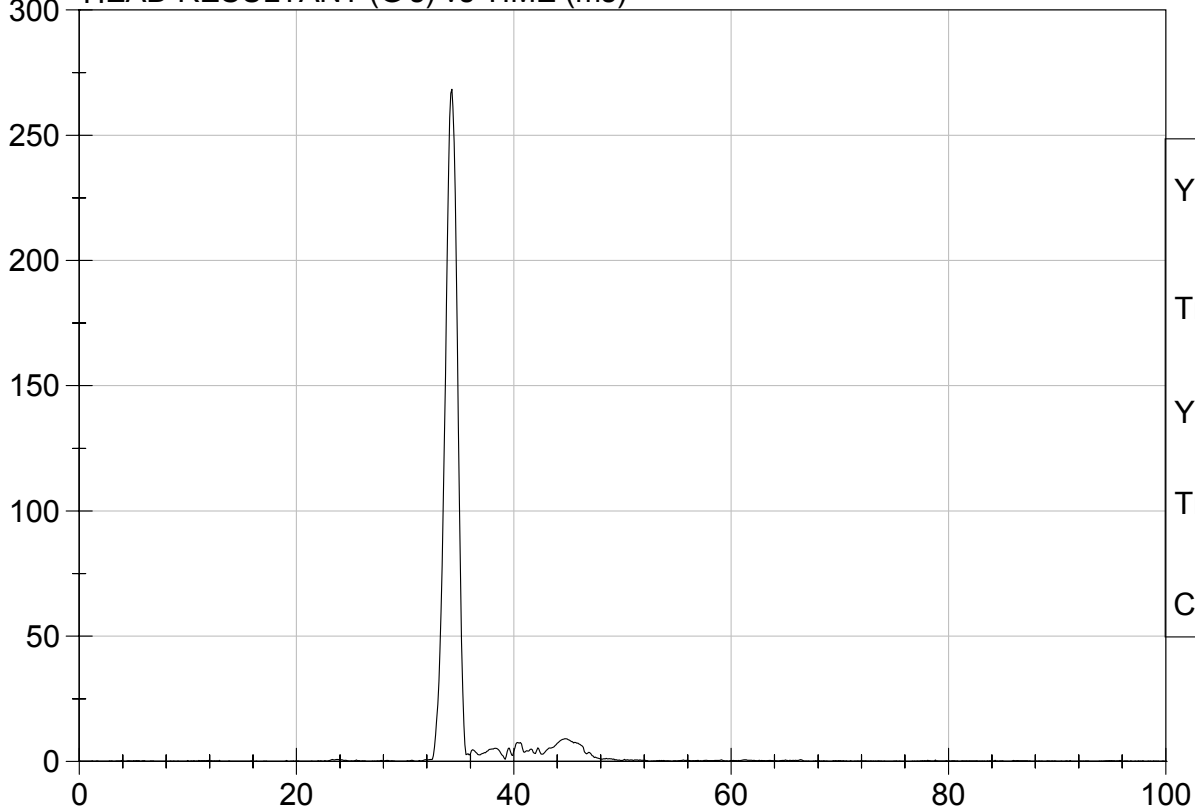
Test Description: Head Drop

Test Date: 08/06/2004

Component: D041811

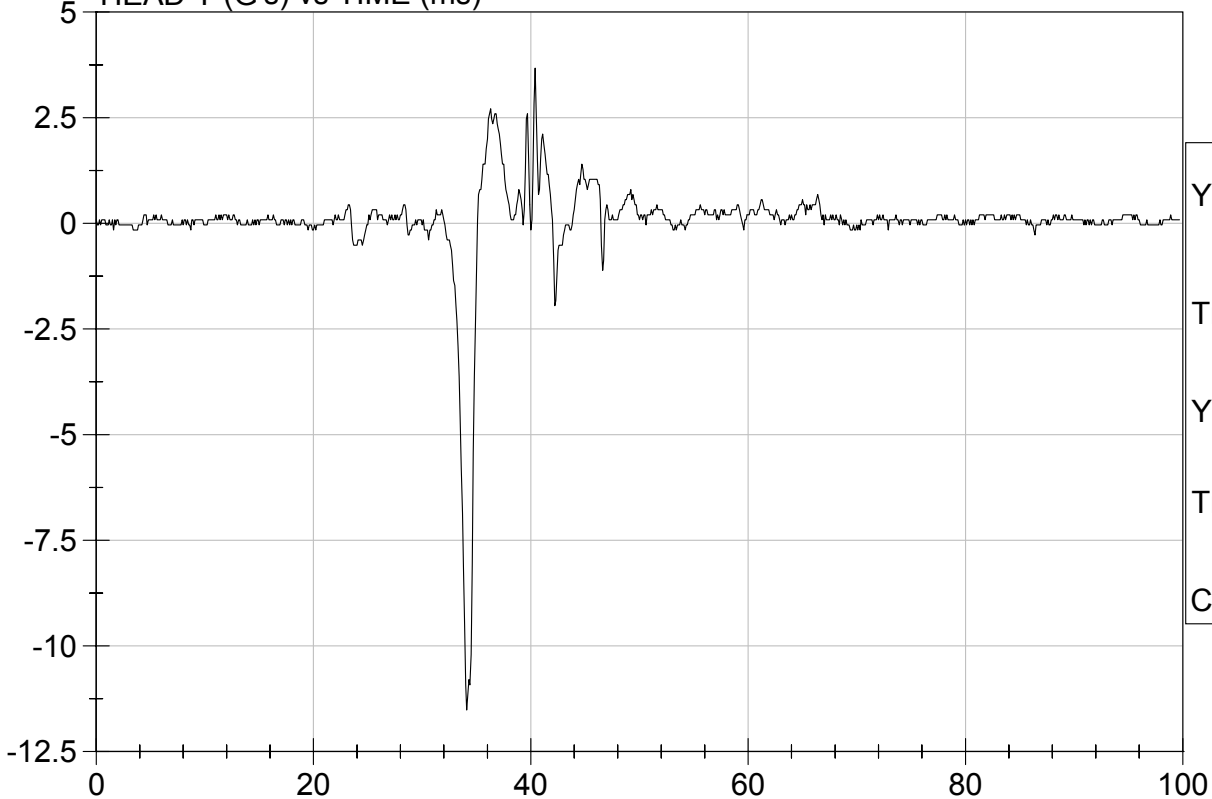
Speed: 0 ft/s, 0.00 m/s

HEAD RESULTANT (G's) vs TIME (ms)



YMax: 268.4 G
Tmax: 34.3 ms
YMin: 0.1 G
Tmin: 0.1 ms
CFC 1000

HEAD Y (G's) vs TIME (ms)



YMax: 3.7 G
Tmax: 40.4 ms
YMin: -11.5 G
Tmin: 34.1 ms
CFC 1000

Hybrid III Calibration Data Sheet
3 Year Old
Neck Flexion Test

ATD Serial No: 042

Test I.D: D041812

Tested Parameter	Units	Specification	Result	Pass/Fail	
Laboratory Temperature	deg C	20.6 to 22.2	21.8	Pass	
Laboratory Relative Humidity	%	10 to 70	46	Pass	
Pendulum Speed	m/s	5.4 to 5.6	5.5	Pass	
Pendulum Deceleration	10 msec	m/s	2.0 - 2.7	2.3	Pass
	15 msec	m/s	3.0 - 4.0	3.3	Pass
	20 msec	m/s	4.0 - 5.1	4.5	Pass
D Plane Rotation	deg	70 - 82	81	Pass	
Peak Moment within Deflection Corridor	Nm	42.0 - 53.0	43.8	Pass	
Positive Moment - Time Curve Decay to 10 Nm	msec	60.0 - 80.0	71.5	Pass	
Overall Test Results				Pass	

Jessica Hall
 Laboratory Technician

08/06/2004
 Test Date

David Winkelbauer
 Approved By

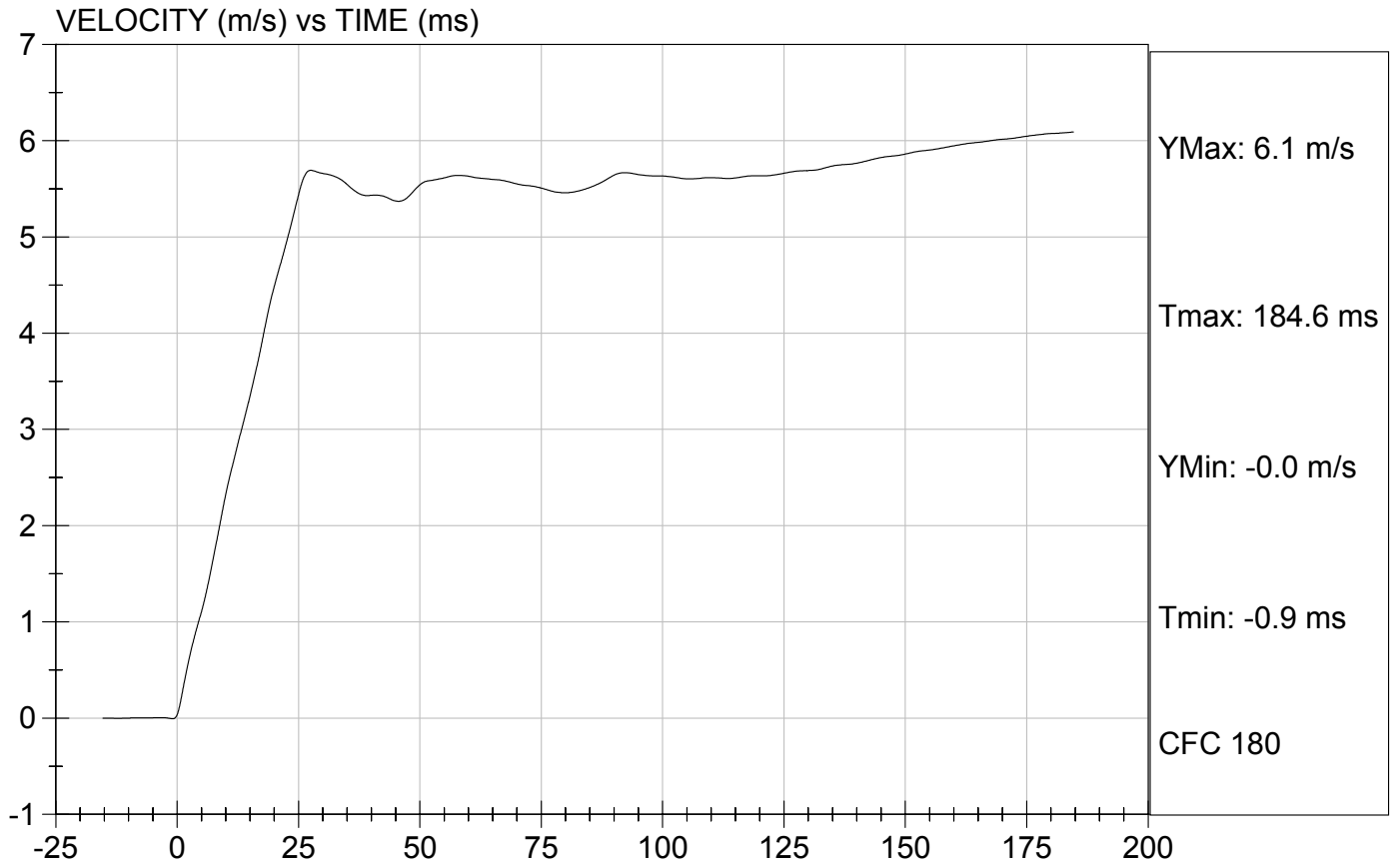


Test Description: Neck Flexion

Test Date: 08/06/2004

Component: D041812

Speed: 17.98 ft/sec, 5.48 m/sec



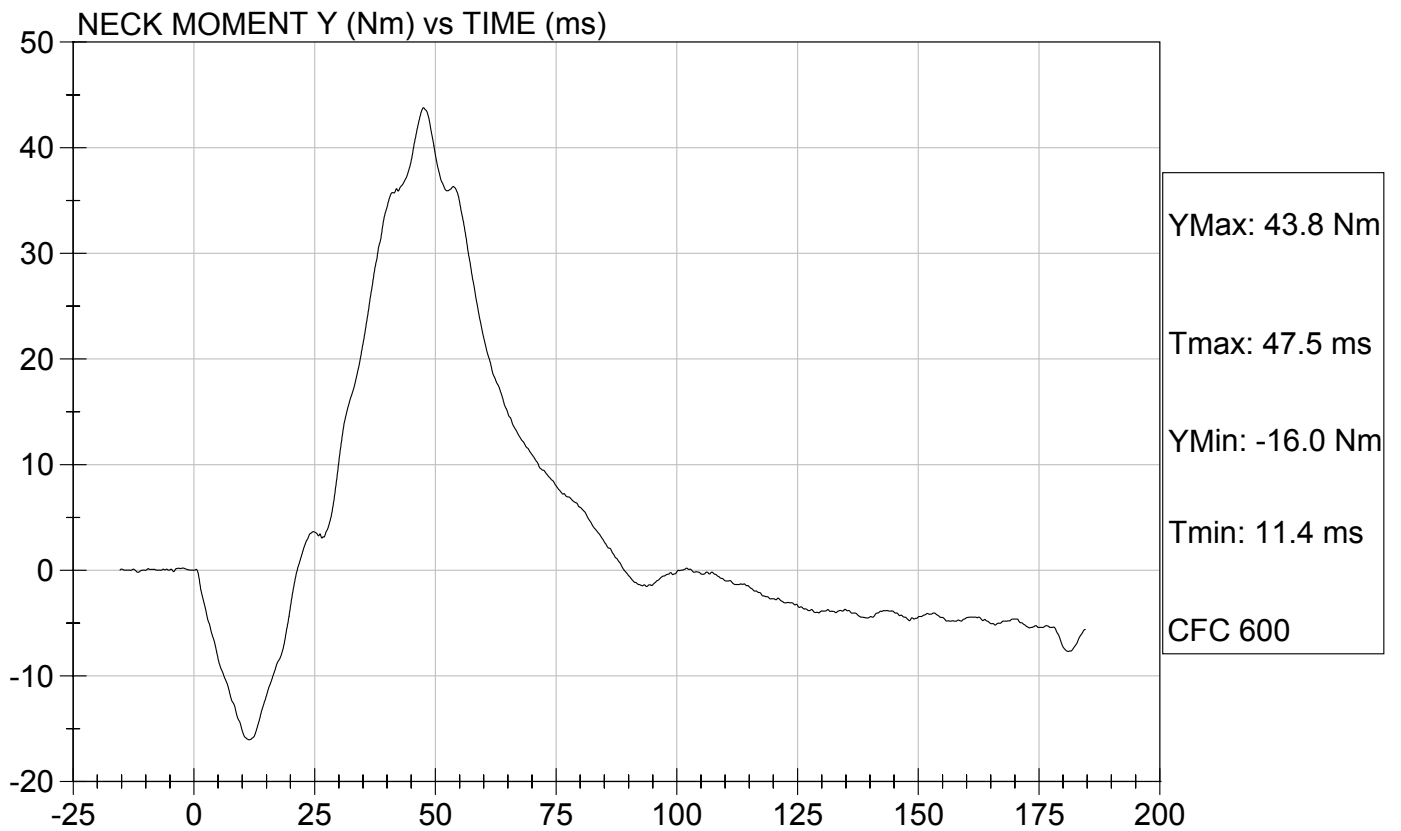
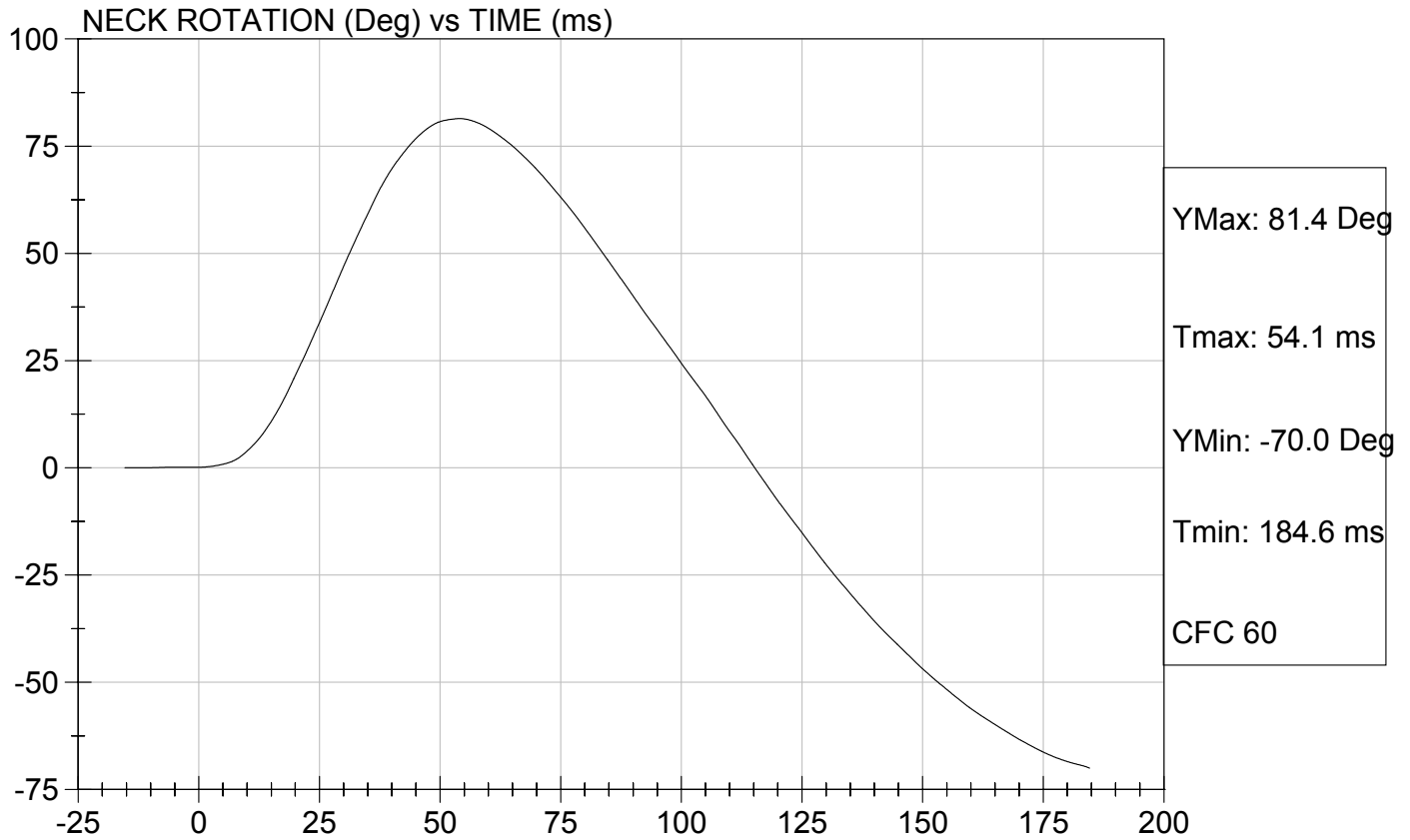


Test Description: Neck Flexion

Test Date: 08/06/2004

Component: D041812

Speed: 17.98 ft/s, 5.48 m/s



Hybrid III Calibration Data Sheet
3 Year Old
Neck Extension Test

ATD Serial No: 042

Test I.D: D041813

Tested Parameter	Units	Specification	Result	Pass/Fail	
Laboratory Temperature	deg C	20.6 to 22.2	21.9	Pass	
Laboratory Relative Humidity	%	10 to 70	44	Pass	
Pendulum Speed	m/s	3.55 to 3.75	3.75	Pass	
Pendulum Deceleration	6 msec	m/s	1.0 - 1.4	1.3	Pass
	10 msec	m/s	1.9 - 2.5	2.2	Pass
	14 msec	m/s	2.8 - 3.5	2.9	Pass
D Plane Rotation	deg	83 - 93	85	Pass	
Peak Moment within Deflection Corridor	Nm	-53.3 - -43.7	-45.9	Pass	
Negative Moment - Time Curve Decay to -10 Nm	msec	60.0 - 80.0	69.1	Pass	
Overall Test Results				Pass	

Jessica Hall
 Laboratory Technician

08/06/2004
 Test Date

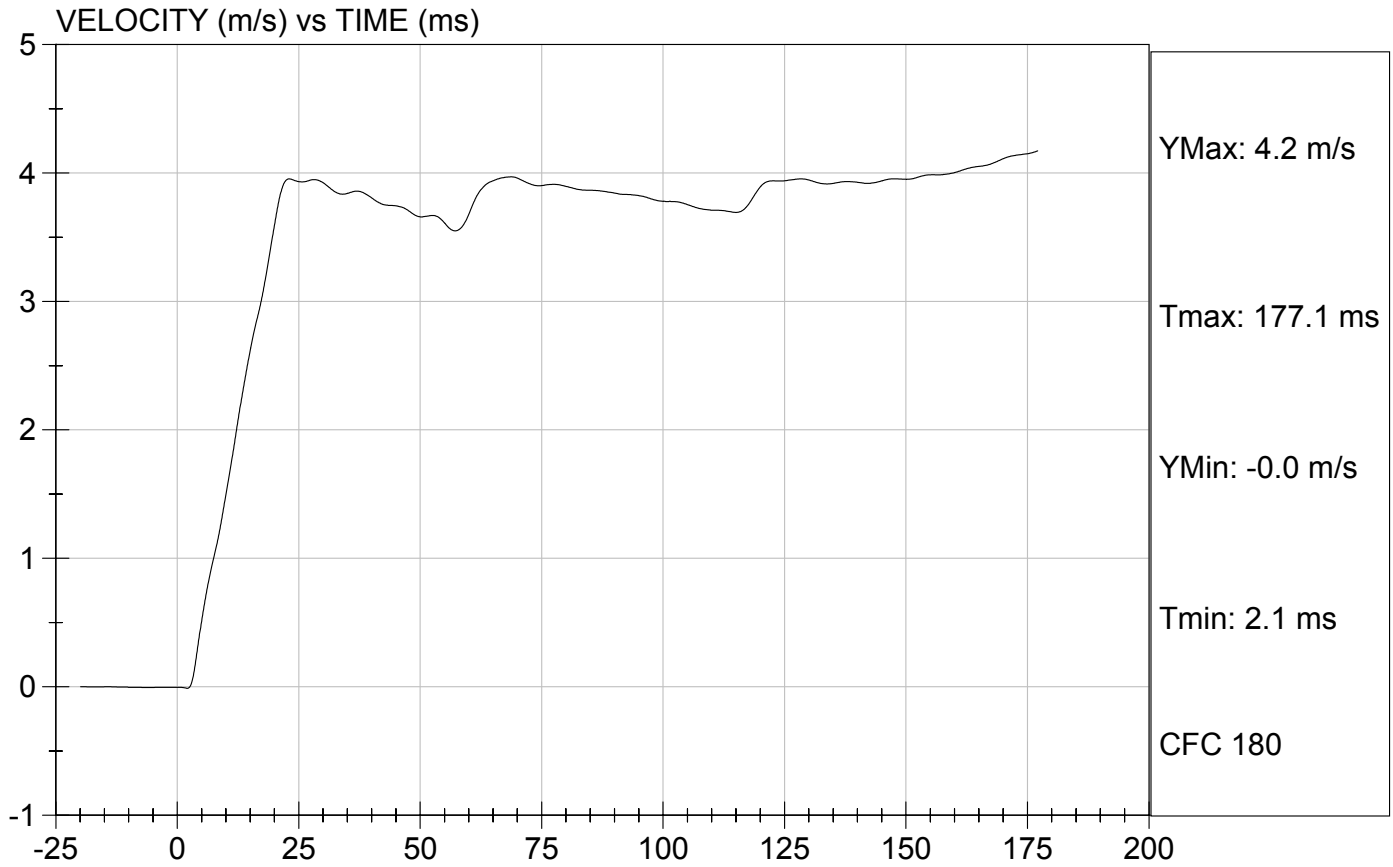
David Winkelbauer
 Approved By



Test Description: Neck Extension Test Date: 08/06/2004

Component: D041813

Speed: 12.29 ft/sec, 3.75 m/sec



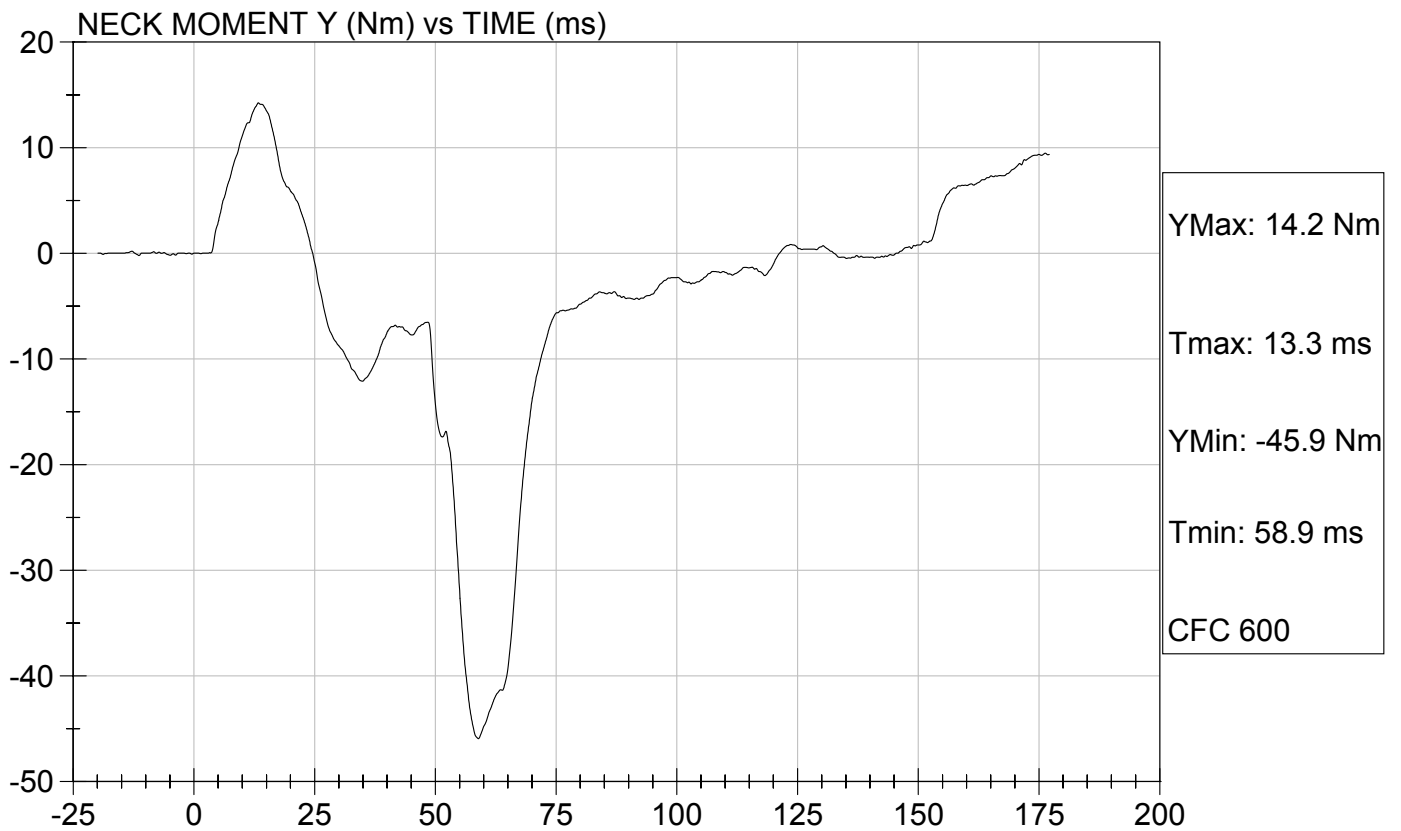
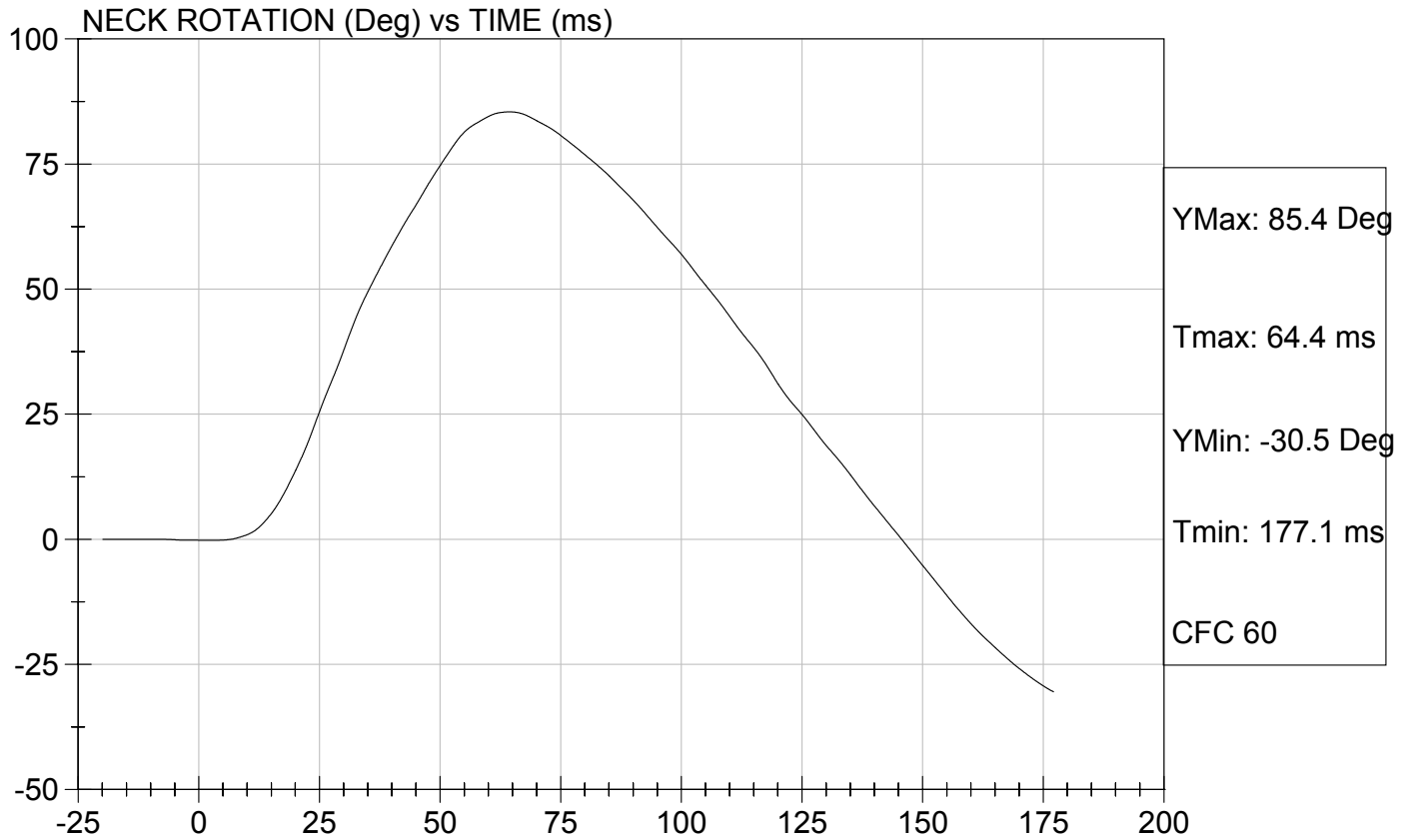


Test Description: Neck Extension

Test Date: 08/06/2004

Component: D041813

Speed: 12.29 ft/s, 3.75 m/s



Hybrid III Calibration Data Sheet
3 Year Old
Thorax Impact Test

ATD Serial No: 042

Test I.D: D041814

Tested Parameter	Units	Specification	Result	Pass/Fail
Laboratory Temperature	deg C	20.6 to 22.2	21.1	Pass
Laboratory Relative Humidity	%	10 to 70	43	Pass
Probe Velocity	m/s	5.9 to 6.1	5.9	Pass
Peak Deflection	mm	32 - 38	37	Pass
Peak Force w/in Deflection Corridor	kN	0.68 - 0.81	0.74	Pass
Internal Hysteresis	%	65 to 85	69	Pass
Max Force 12.5 mm - 32 mm Deflection	kN	Max 0.86	0.48	Pass
Overall Test Results				Pass

Jessica Hall
 Laboratory Technician

08/06/2004
 Test Date

David Winkelbauer
 Approved By

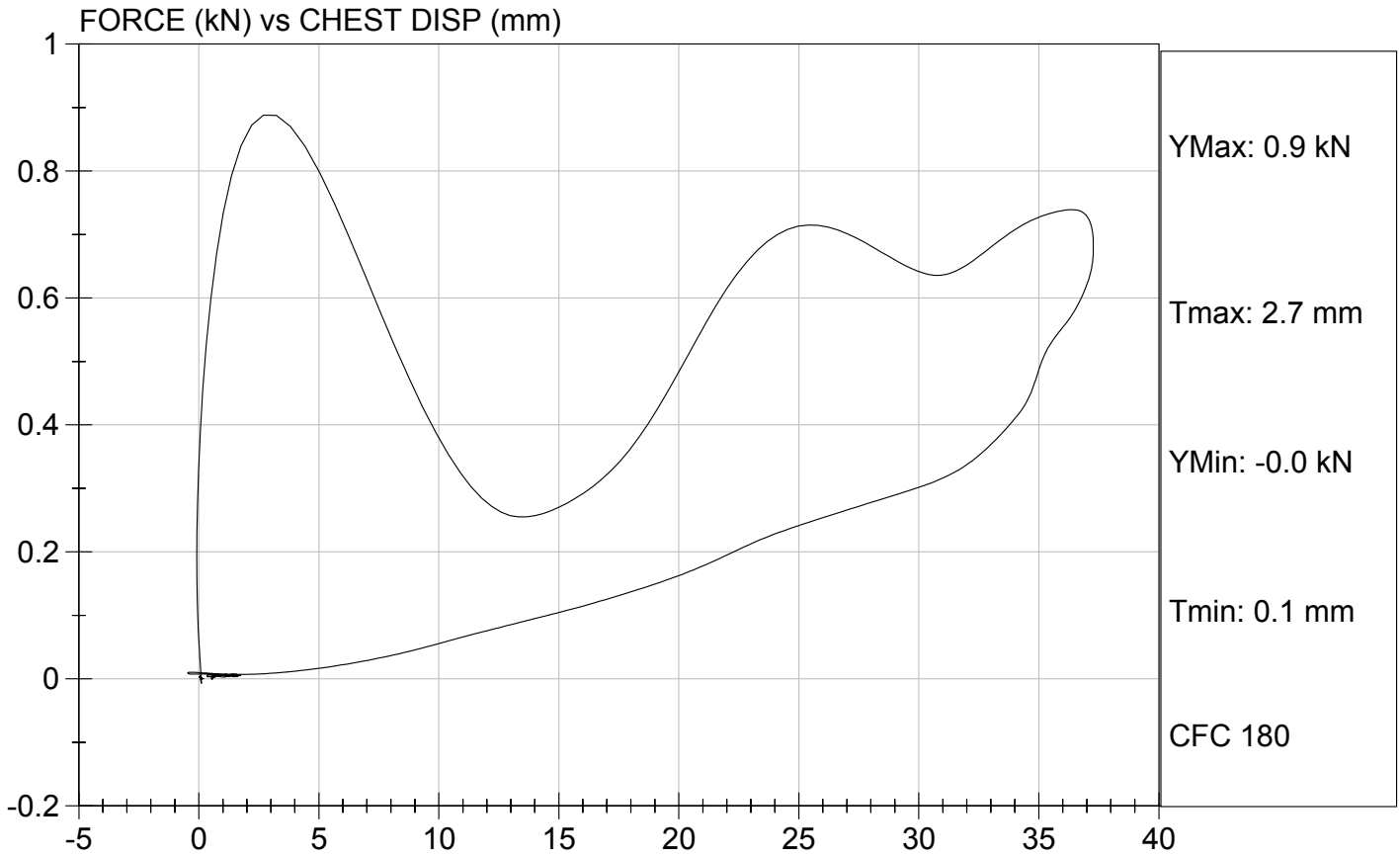


Test Description: Thorax Impact

Test Date: 08/06/2004

Component: D041814

Speed: 19.42 ft/sec, 5.92 m/sec



Hybrid III Calibration Data Sheet
3 Year Old
Torso Lumbar Flexion

ATD Serial No: 042

Test I.D.: D041817

Tested Parameter	Units	Specification	Result	Pass/Fail
Laboratory Temperature	deg C	18.9 to 25.6	21.0	Pass
Laboratory Relative Humidity	%	10 to 70	42	Pass
Force At 45 deg.	N	130 - 180	172	Pass
Initial Angle	deg	0 - 15	4	Pass
Return Angle	deg	0 - 10	4	Pass
Overall Test Results				Pass

Jessica Hall
 Laboratory Technician

08/06/2004
 Test Date

David Winkelbauer
 Approved By

**Transportation Research
Center Inc.**

ATD Calibration Report

for

VRTC

**HIII 6 Year Old Serial No. 144
Calibration No. 05**



Transportation Research Center Inc.
P.O. Box B-67
10820 St. Rt. 347
East Liberty, OH 43319-0367

Transportation Research Center Inc.
572N HIII 6 Year Old Dummy
External Dimensions
Serial No. 144 Calibration No. 05

Test Parameter	Dimension	Specification	Results	Pass
Total Sitting Height	A	622.3 - 647.7 mm	643 mm	Yes
Shoulder Pivot Height	B	348.0 - 363.2 mm	358 mm	Yes
Hip Pivot Height	C	63.5 - 73.7 mm	73 mm	Yes
Hip Pivot from Backline	D	88.9 - 99.1 mm	98 mm	Yes
Shoulder Pivot from Backline	E	53.3 - 63.5 mm	57 mm	Yes
Thigh Clearance	F	88.9 - 104.1 mm	95 mm	Yes
Back of Elbow to Wrist Pivot	G	182.9 - 198.1 mm	189 mm	Yes
Head Back to Backline	H	17.8 - 22.8 mm	22 mm	Yes
Shoulder to Elbow Length	I	215.9 - 231.1 mm	225 mm	Yes
Elbow Rest Height	J	157.4 - 177.8 mm	172 mm	Yes
Buttock to Knee Length	K	370.8 - 391.2 mm	375 mm	Yes
Popliteal Height	L	269.2 - 289.6 mm	276 mm	Yes
Knee to Floor Height	M	307.4 - 322.6 mm	313 mm	Yes
Buttock Popliteal Height	N	320.0 - 340.4 mm	332 mm	Yes
Chest Depth without Jacket	O	129.6 - 144.8 mm	138 mm	Yes
Foot Length	P	170.2 - 184.6 mm	175 mm	Yes
Buttock to Knee Pivot Length	R	342.9 - 363.2 mm	354 mm	Yes
Head Breadth	S	137.1 - 147.3 mm	139 mm	Yes
Head Depth	T	167.6 - 177.8 mm	170 mm	Yes
Hip Breadth	U	208.3 - 223.5 mm	215 mm	Yes
Shoulder Breadth	V	259.1 - 274.3 mm	270 mm	Yes
Foot Breadth	W	62.3 - 77.5 mm	66 mm	Yes
Head Circumference	X	510.5 - 530.9 mm	519 mm	Yes
Chest Circumference with Jacket	Y	596.9 - 622.3 mm	613 mm	Yes
Waist Circumference	Z	558.8 - 584.2 mm	571 mm	Yes
Reference Location for Chest Circumference	AA	325.1 - 335.3 mm	330 mm	Yes
Reference Location for Waist Circumference	BB	153.7 - 163.9 mm	158 mm	Yes

Technician



Approved





Transportation Research Center Inc.

572N Head Drop Test


HIII 6 Year Old Serial No. 144 Calibration No. 05 - 3


Test Date 07/23/2004

Test Parameter	Specification	Test Results	Pass
Temperature	18.9 - 25.6 °C	21.9 °C	Yes
Relative Humidity	10 - 70 %	51 %	Yes
Peak Resultant Acceleration	245 - 300 g	299.8 g	Yes
Peak Lateral Acceleration	15 g Max	4.9 g	Yes
Is Acceleration Curve Unimodal?	Yes	Yes	Yes

Test meets specifications.

Comments:

Technician


Approved


07.23.2004 16:03:07 614

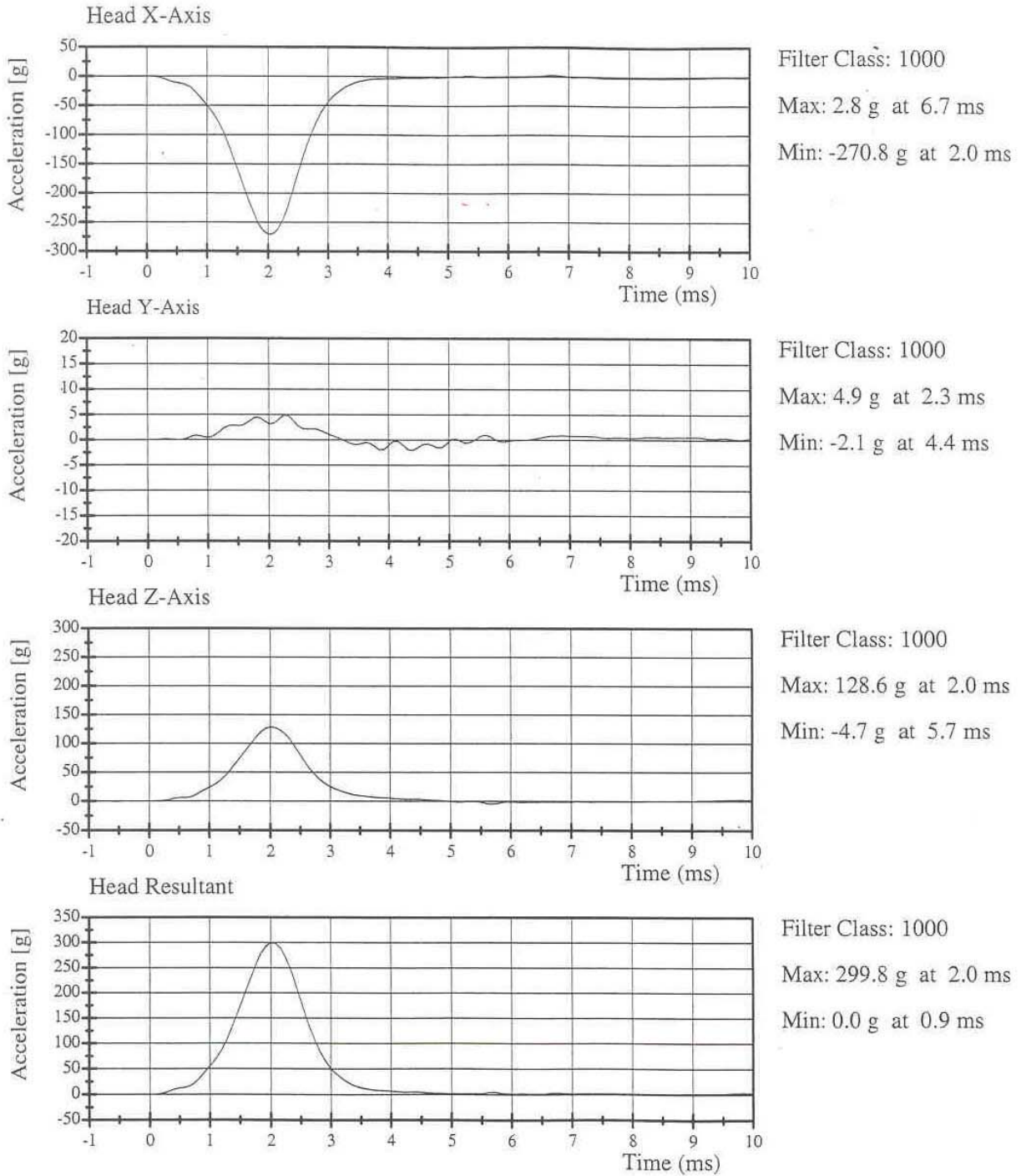


Transportation Research Center Inc.

572N Head Drop Test

HIII 6 Year Old Serial No. 144 Calibration No. 05 - 3

Test Date 07/23/2004



07.23.2004 16:03:09 614



Transportation Research Center Inc.

572N Neck Flexion Test - 6 Channel Transducer

HIII 6 Year Old Serial No. 144 Calibration No. 05 - 3


Test Date 07/26/2004

Test Parameter	Specification	Test Results	Pass
Temperature	20.6 - 22.2 °C	21.9 °C	Yes
Relative Humidity	10 - 70 %	58 %	Yes
Impact Velocity	4.83 - 5.07 m/s	5.04 m/s	Yes
Integrated Pendulum Velocity			
10 ms	1.20 - 1.60 m/s	1.56 m/s	Yes
20 ms	2.40 - 3.40 m/s	3.00 m/s	Yes
30 ms	3.80 - 5.00 m/s	4.35 m/s	Yes
Peak D Plane Rotation	74 - 92 °	75.9 °	Yes
Peak Moment About Occipital Condyles (During time interval rotation is within specified corridors)	27.0 - 33.0 N·m	30.69 N·m	Yes
Positive Moment Decay Time To 5 N·m	103 - 123 ms	111.36 ms	Yes

Test meets specifications.

Comments:

Technician



Approved



07.26.2004 12:55:37 713



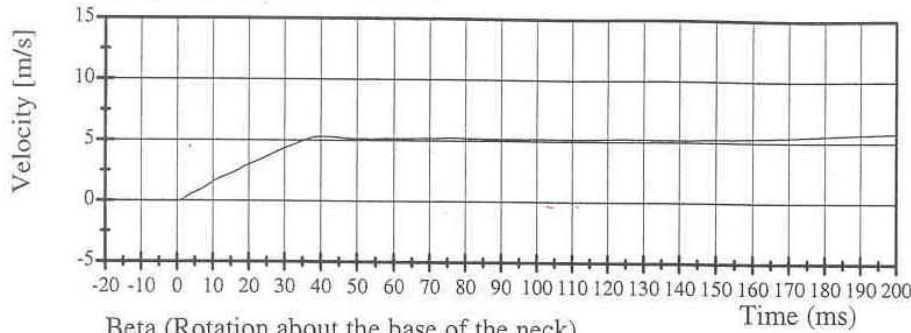
Transportation Research Center Inc.

572N Neck Flexion Test

HIII 6 Year Old Serial No. 144 Calibration No. 05 - 3

Test Date 07/26/2004

Integrated Pendulum Velocity

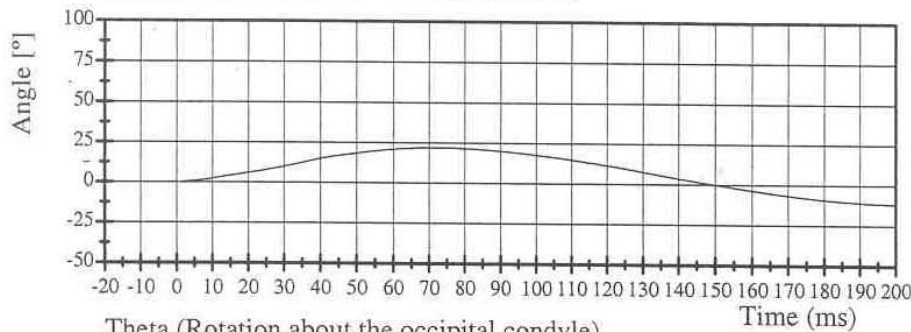


Filter Class: 180

Max: 6.3 m/s at 282.9 ms

Min: -0.0 m/s at -0.1 ms

Beta (Rotation about the base of the neck)

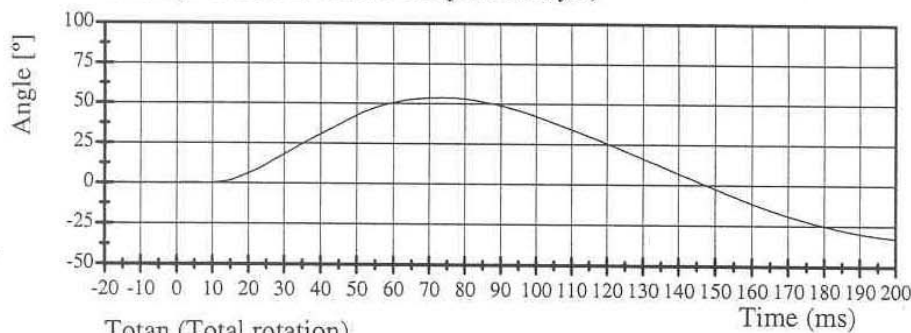


Filter Class: 60

Max: 22.1 ° at 71.1 ms

Min: -12.2 ° at 210.6 ms

Theta (Rotation about the occipital condyle)

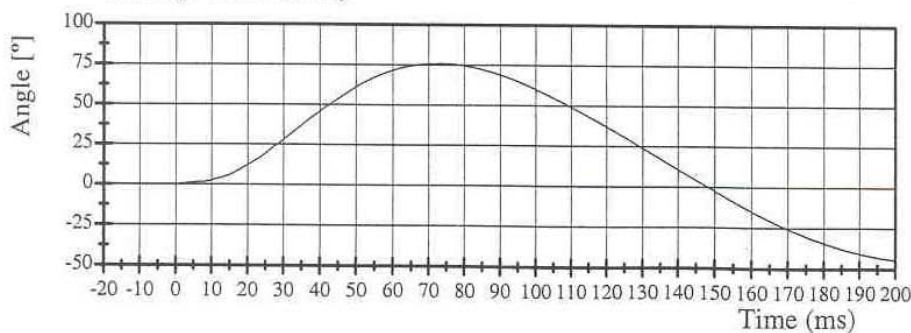


Filter Class: 60

Max: 53.8 ° at 73.7 ms

Min: -33.9 ° at 213.2 ms

Totan (Total rotation)



Filter Class: 60

Max: 75.9 ° at 73.4 ms

Min: -46.0 ° at 212.6 ms

07.26.2004 12:55:38 713

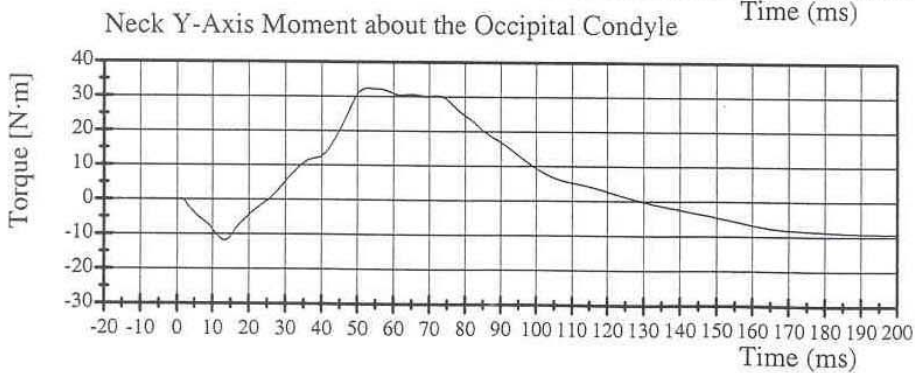
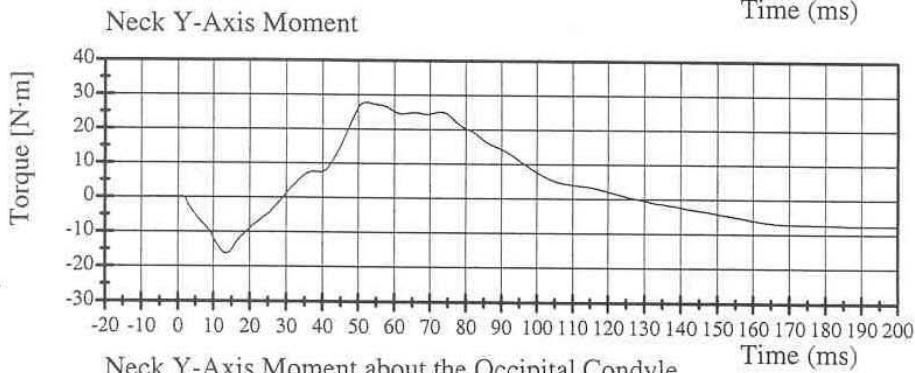
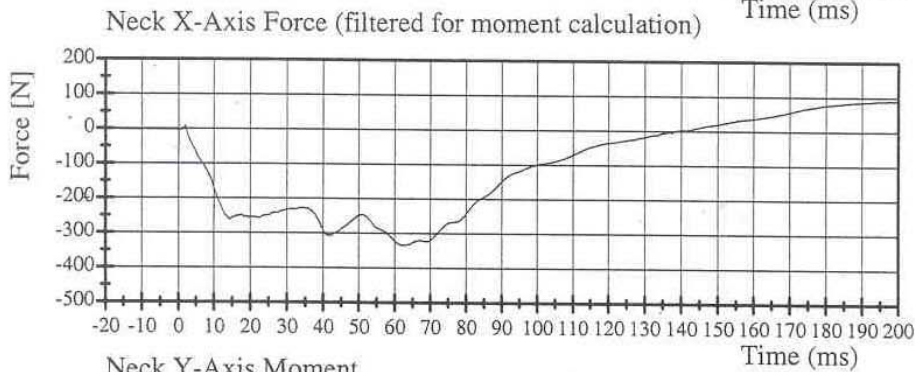
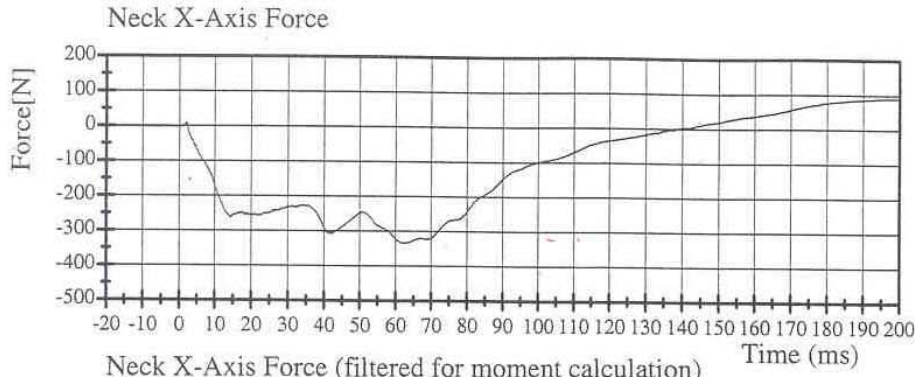


Transportation Research Center Inc.

572N Neck Flexion Test

HIII 6 Year Old Serial No. 144 Calibration No. 05 - 3

Test Date 07/26/2004



07.26.2004 12:55:39 713



Transportation Research Center Inc.

572N Neck Extension Test - 6 Channel Transducer

HIII 6 Year Old Serial No. 144 Calibration No. 05 - 5

Test Date 07/26/2004

Test Parameter	Specification	Test Results	Pass
Temperature	20.6 - 22.2 °C	22.0 °C	Yes
Relative Humidity	10 - 70 %	57 %	Yes
Impact Velocity	4.18 - 4.42 m/s	4.41 m/s	Yes
Integrated Pendulum Velocity			
10 ms	1.00 - 1.40 m/s	1.26 m/s	Yes
20 ms	2.20 - 3.00 m/s	2.36 m/s	Yes
30 ms	3.20 - 4.20 m/s	3.48 m/s	Yes
Peak D Plane Rotation	85 - 103 °	90.0 °	Yes
Peak Moment About Occipital Condyles (During time interval rotation is within specified corridors)	-24.0 - (-19.0) N·m	-22.81 N·m	Yes
Negative Moment Decay Time To -5 N·m	123 - 147 ms	134.16 ms	Yes

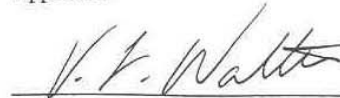
Test meets specifications.

Comments:

Technician



Approved



07.26.2004 16:15:00 829

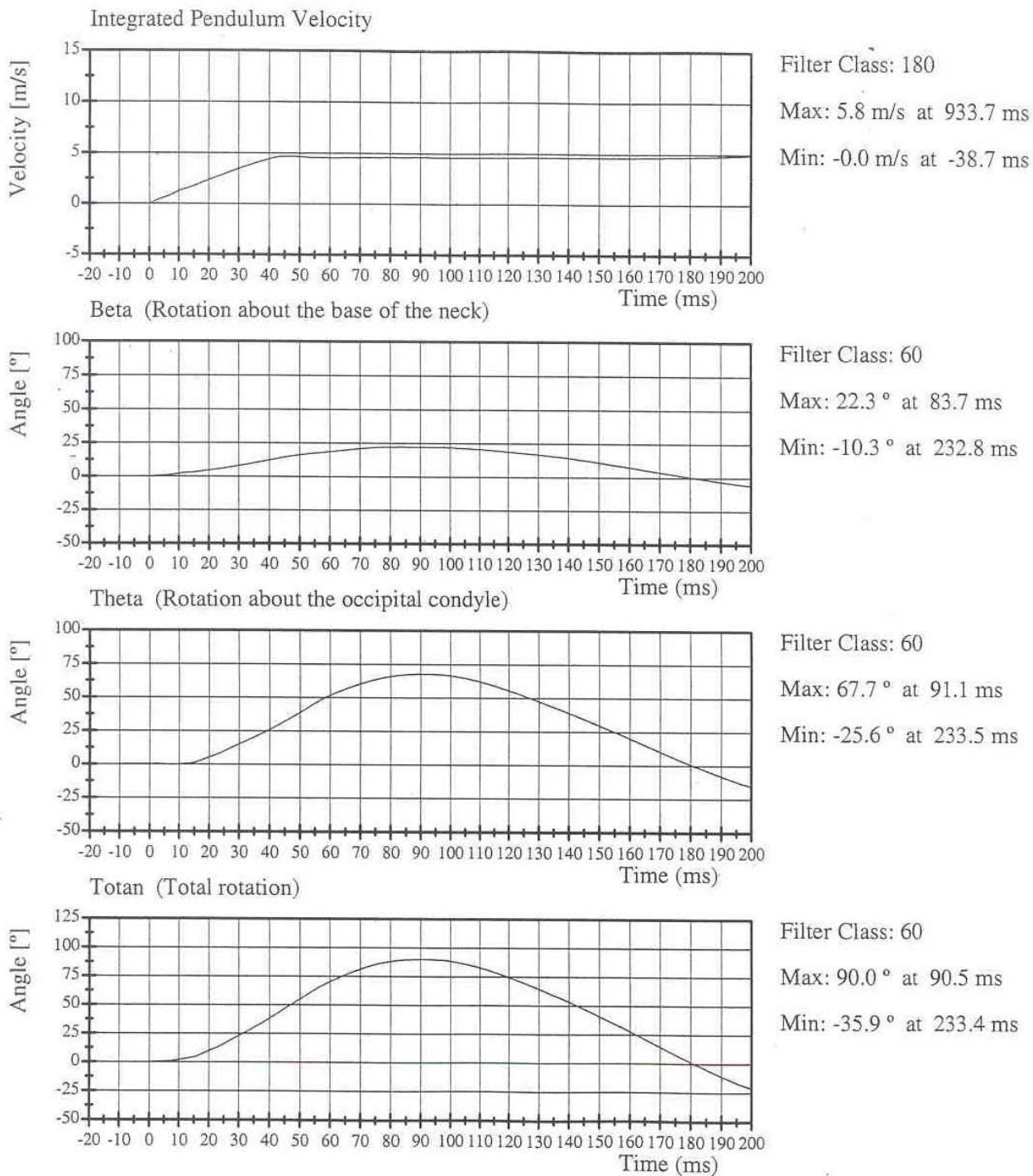


Transportation Research Center Inc.

572N Neck Extension Test

HIII 6 Year Old Serial No. 144 Calibration No. 05 - 5

Test Date 07/26/2004



07.26.2004 16:15:01 829



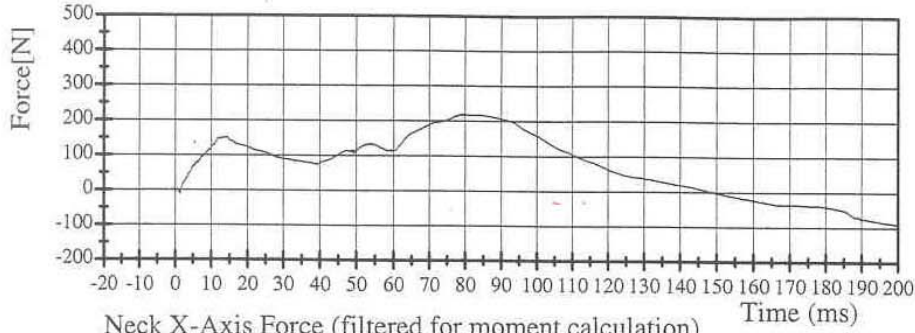
Transportation Research Center Inc.

572N Neck Extension Test

HIII 6 Year Old Serial No. 144 Calibration No. 05 - 5

Test Date 07/26/2004

Neck X-Axis Force

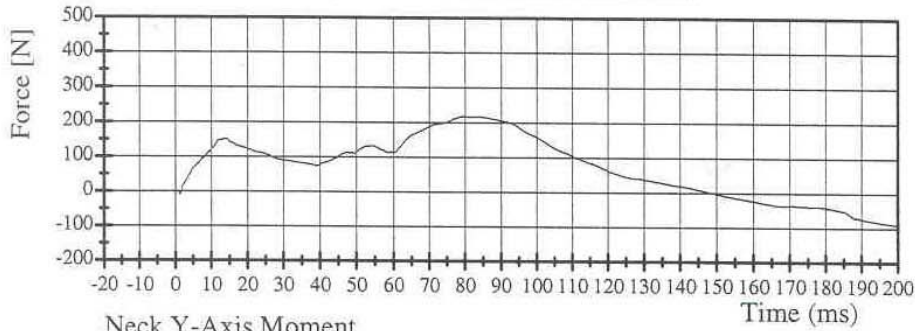


Filter Class: 1000

Max: 219.2 N at 79.5 ms

Min: -112.8 N at 221.4 ms

Neck X-Axis Force (filtered for moment calculation)

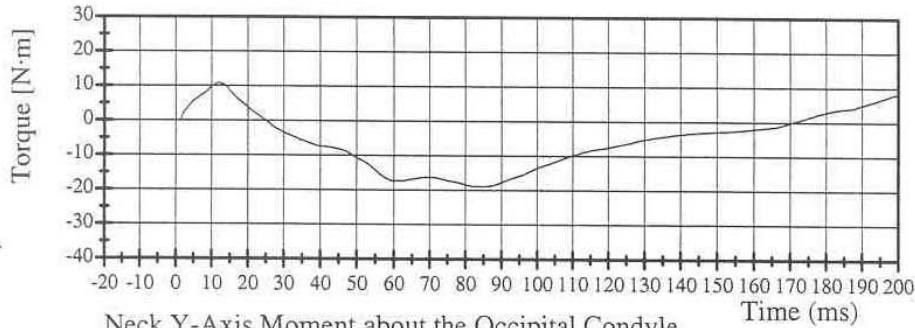


Filter Class: 600

Max: 218.6 N at 79.5 ms

Min: -112.3 N at 221.4 ms

Neck Y-Axis Moment

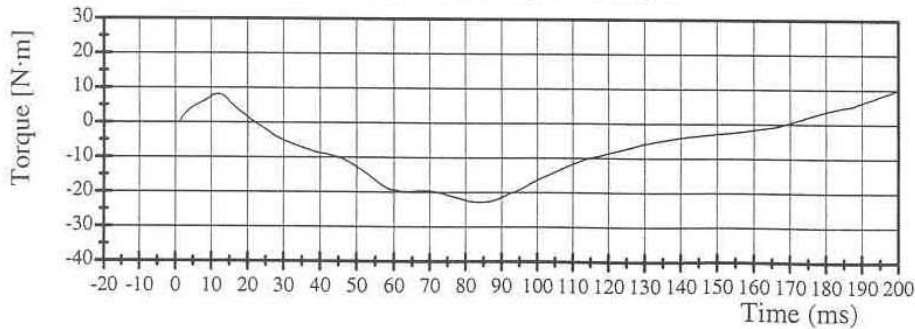


Filter Class: 600

Max: 11.3 N·m at 225.0 ms

Min: -18.9 N·m at 83.9 ms

Neck Y-Axis Moment about the Occipital Condyle



Filter Class: 600

Max: 13.2 N·m at 222.5 ms

Min: -22.8 N·m at 83.9 ms

07.26.2004 16:15:02 829



Transportation Research Center Inc.

572N Thorax Test

HIII 6 Year Old Serial No. 144 Calibration No. 05 - 2

Test Date 07/29/2004

Test Parameter	Specification	Test Results	Pass
Temperature	20.6 - 22.2 °C	21.4 °C	Yes
Relative Humidity	10 - 70 %	52 %	Yes
Pendulum Velocity	6.59 - 6.83 m/s	6.61 m/s	Yes
Maximum Chest Deflection	-46.0 - (-38.0) mm	-46.0 mm	Yes
Peak Impact Probe Force Within Compression Corridor	1150 - 1380 N	1212 N	Yes
Internal Hysteresis	65 - 85 %	73 %	Yes
Maximum Force Between 12.5 mm & 38 mm Of Deflection	<= 1500	1222	Yes

Test meets specifications.

Comments:

Technician



Approved



07.29.2004 07:28:15 958

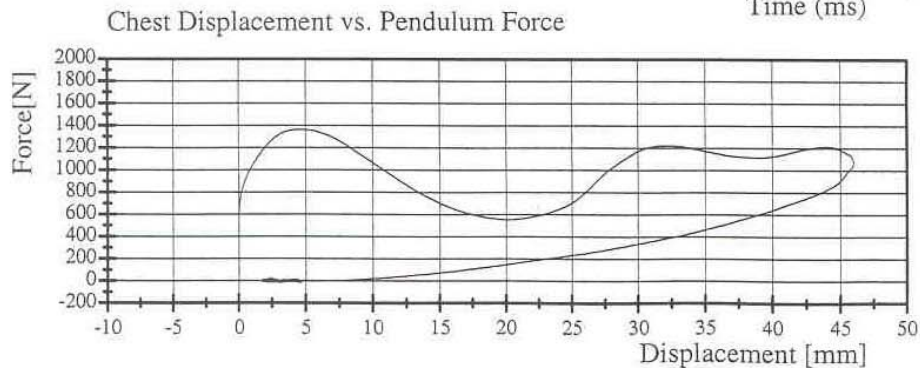
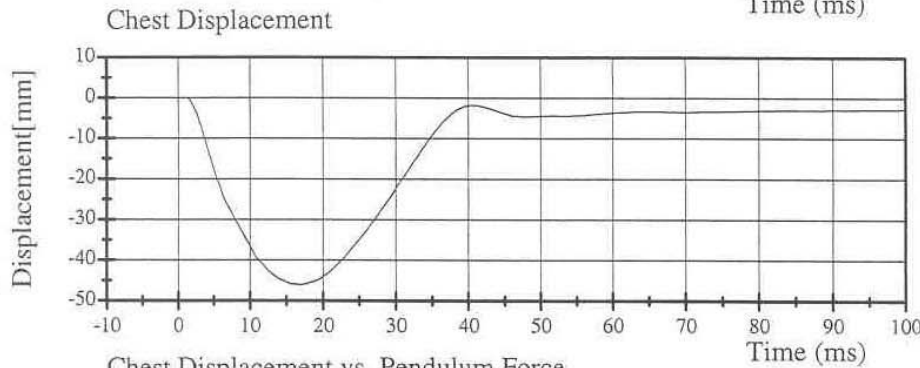
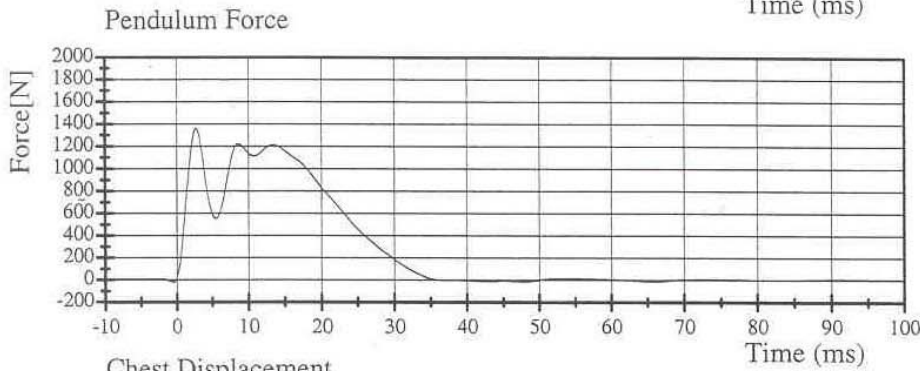
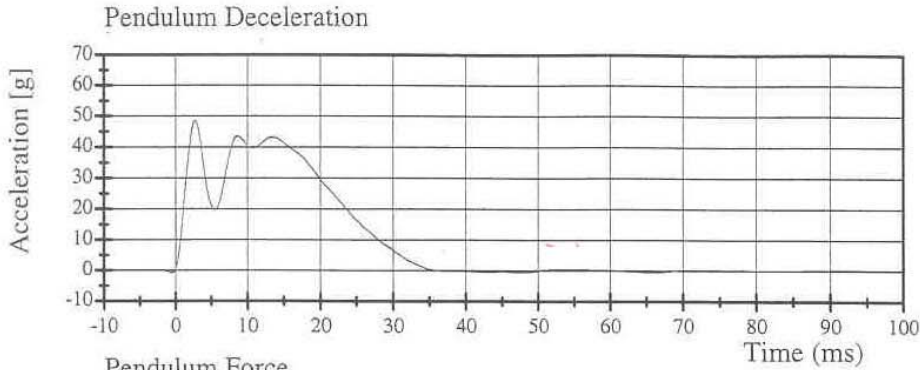


Transportation Research Center Inc.

572N Thorax Test

HIII 6 Year Old Serial No. 144 Calibration No. 05 - 2

Test Date 07/29/2004



07.29.2004 07:28:16 958



TRANSPORTATION RESEARCH CENTER INC.

TORSO FLEXION TEST

HYBRID III SIX-YEAR-OLD


CAL DATE: 29-Jul-04

TRC, INC. TEST NO: 144C05TF2 572 N SN144 TORSO FLEX CAL 05

TEST PARAMETER	SPECIFICATION	TEST RESULTS
TEMPERATURE	20.6 – 22.2 DEG. C	21.3 DEG. C
RELATIVE HUMIDITY	10 – 70 %	49 %
INITIAL ANGLE OF UNSUPPORTTED DUMMY	<= 22 DEG. REFERENCED TO VERTICAL	21.1 DEG.
MAXIMUM FORCE AT 45 DEG. DURING 10 SECOND PERIOD	147 – 200 N	160.9 N
RETURN ANGLE		24.6 DEG.
DIFFERENCE BETWEEN RETURN ANGLE & INTIAL ANGLE	+/- 8 DEG. OF INTIAL ANGLE	3.5 DEG.
RATE	0.5° - 1.5°/sec	1.03 °/sec

TEST MEETS SPECIFICATIONS

TECHNICIAN



Transportation Research Center Inc.

572N Left Knee Test

HIII 6 Year Old Serial No. 144 Calibration No. 05 - 1

Test Date 07/23/2004

Test Parameter	Specification	Test Results	Pass
Temperature	18.9 - 25.6 °C	21.9 °C	Yes
Relative Humidity	10 - 70 %	49 %	Yes
Pendulum Velocity	2.07 - 2.13 m/s	2.10 m/s	Yes
Maximum Pendulum Force	2000 - 3000 N	2444 N	Yes

Test meets specifications.

Comments:

Technician



Approved



07.23.2004 15:10:43 1688

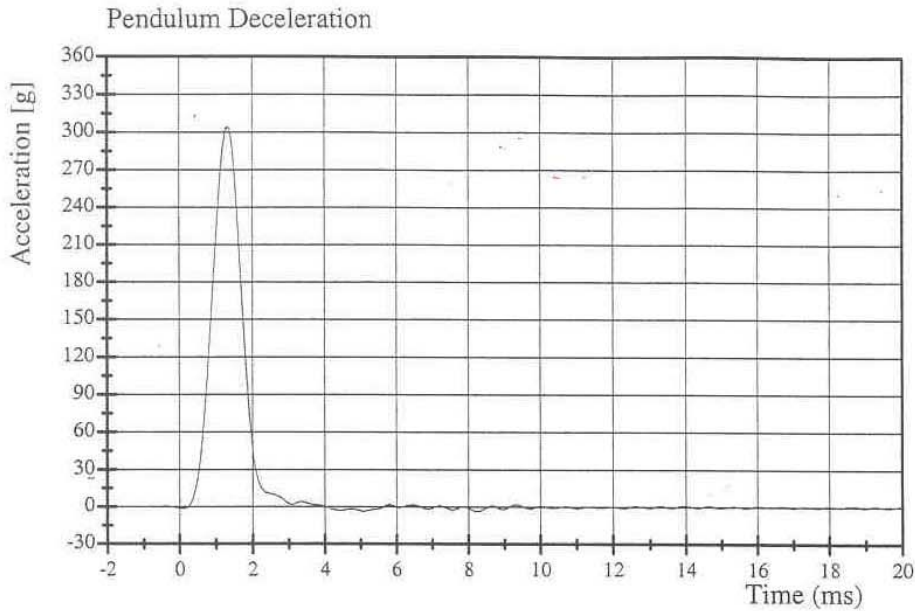


Transportation Research Center Inc.

572N Left Knee Test

HIII 6 Year Old Serial No. 144 Calibration No. 05 - 1

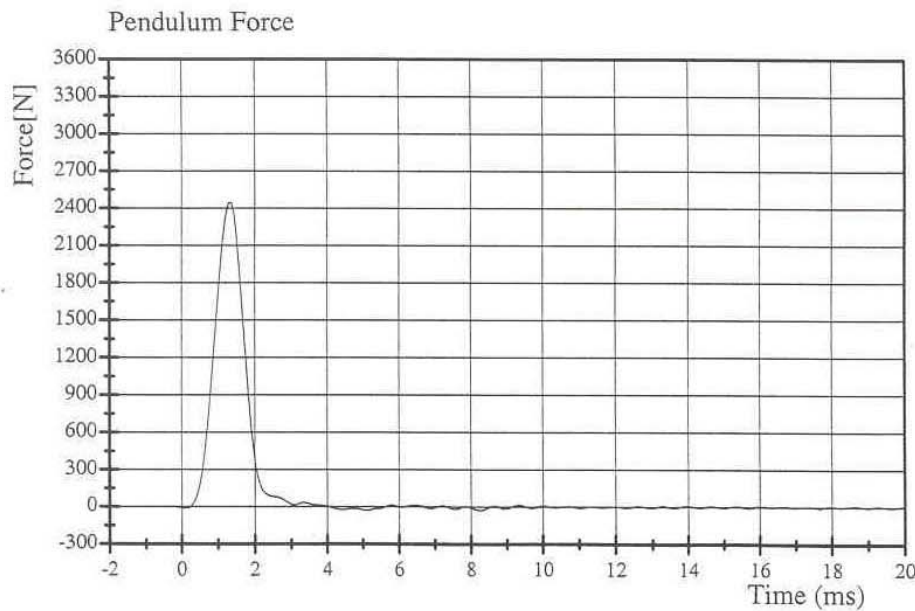
Test Date 07/23/2004



Filter Class: 600

Max: 303.9 g at 1.4 ms

Min: -3.7 g at 8.2 ms



Filter Class: 600

Max: 2444.2 N at 1.4 ms

Min: -30.0 N at 8.2 ms

07.23.2004 15:10:44 1688



Transportation Research Center Inc.

572N Right Knee Test

HIII 6 Year Old Serial No. 144 Calibration No. 05 - 1


Test Date 07/23/2004

Test Parameter	Specification	Test Results	Pass
Temperature	18.9 - 25.6 °C	21.8 °C	Yes
Relative Humidity	10 - 70 %	49 %	Yes
Pendulum Velocity	2.07 - 2.13 m/s	2.11 m/s	Yes
Maximum Pendulum Force	2000 - 3000 N	2293 N	Yes

Test meets specifications.

Comments:

Technician



Approved



07.23.2004 14:58:07 1683

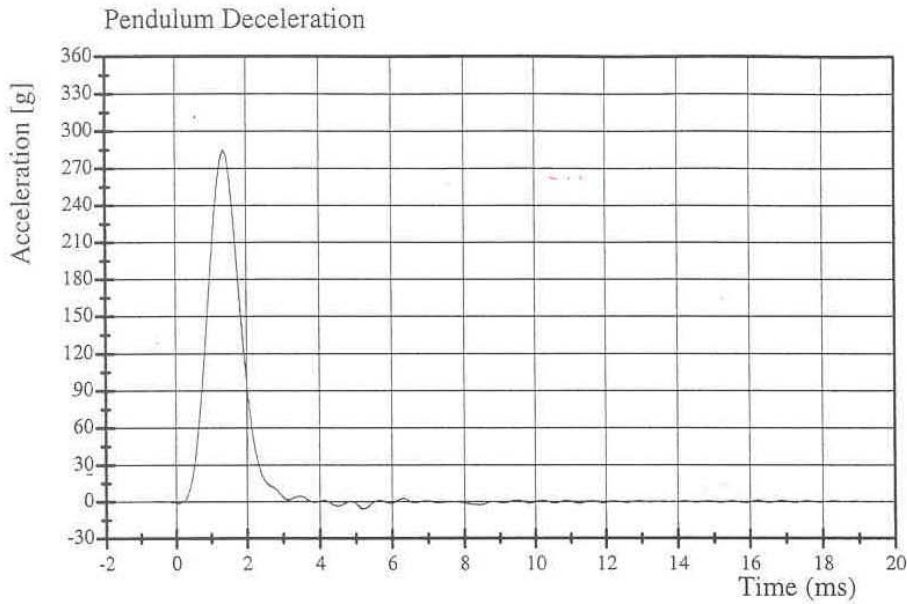


Transportation Research Center Inc.

572N Right Knee Test

HIII 6 Year Old Serial No. 144 Calibration No. 05 - 1

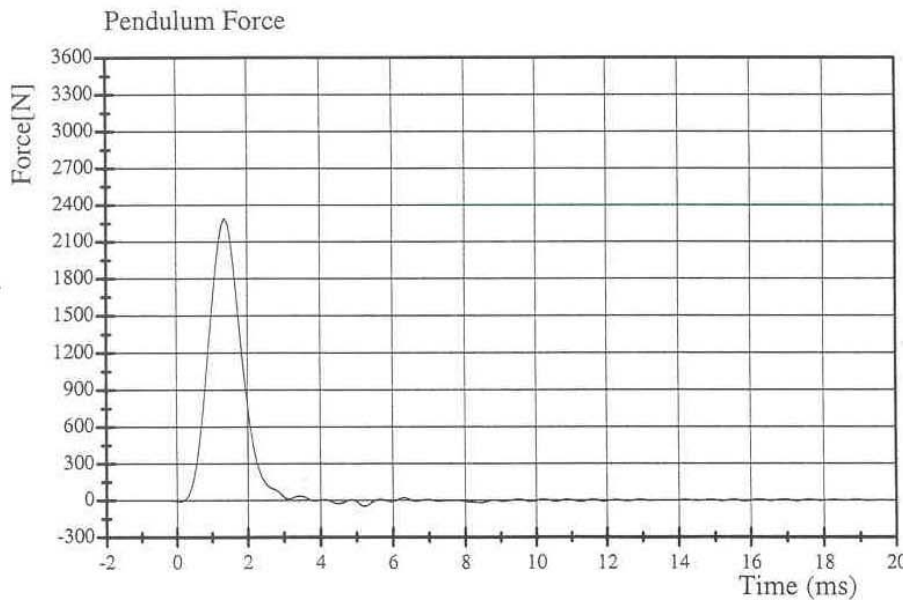
Test Date 07/23/2004



Filter Class: 600

Max: 285.2 g at 1.4 ms

Min: -6.0 g at 5.2 ms



Filter Class: 600

Max: 2293.4 N at 1.4 ms

Min: -48.0 N at 5.2 ms

07.23.2004 14:58:08 1683



APPENDIX D

TEST EQUIPMENT LIST AND CALIBRATION INFORMATION

INSTRUMENTS FOR RRP CHILD DUMMY S/N: 042

	SERIAL NO.	MANUFACTURER	CALIBRATION DATE
Head X	B05-J12	Entran	09/15/04
Head Y	B05-J19	Entran	09/15/04
Head Z	A27-Z11	Entran	09/15/04
Head X Redundant	B05-J16	Entran	09/15/04
Head Y Redundant	B10-Z23	Entran	09/15/04
Head Z Redundant	B05-J11	Entran	09/15/04
Upper Neck Load Cell	208	FTSS	05/13/04
Chest X	A27-Z23	Entran	09/15/04
Chest Y	A27-Z24	Entran	09/15/04
Chest Z	A27-Z13	Entran	09/15/04
Chest X Redundant	A12-Z06	Entran	09/15/04
Chest Y Redundant	A12-Z05	Entran	09/15/04
Chest Z Redundant	A12-Z02	Entran	09/15/04
Chest Deflection Gauge	042	Servo	08/06/04
Pelvis X	A27-Z19	Entran	09/15/04
Pelvis Y	A27-Z07	Entran	09/15/04
Pelvis Z	A27-Z16	Entran	09/15/04
RRP Tether Force	172	FTSS	08/18/04

INSTRUMENTS FOR LRP CHILD DUMMY S/N: 144

	SERIAL NO.	MANUFACTURER	CALIBRATION DATE
Head X	AH0B0	Endevco	07/23/04
Head Y	ALE80	Endevco	07/23/04
Head Z	AP1H2	Endevco	07/23/04
Head X Redundant	J23-M13	Entran	11/23/04
Head Y Redundant	04J14-J11	Entran	11/23/04
Head Z Redundant	J23-M09	Entran	11/23/04
Upper Neck Load Cell	1626	FTSS	07/20/04
Chest X	P22695	Endevco	11/12/04
Chest Y	L20-B14	Entran	11/12/04
Chest Z	AJ621	Endevco	11/12/04
Chest X Redundant	P22203	Endevco	11/12/04
Chest Y Redundant	L20-B17	Entran	11/12/04
Chest Z Redundant	AJ9F3	Endevco	11/12/04
Chest Deflection Gauge	144	Servo	08/09/04
Pelvis X	J13653	Endevco	09/15/04
Pelvis Y	J13649	Endevco	09/15/04
Pelvis Z	J13713	Endevco	09/15/04
Shoulder Belt	199	Denton	12/07/04
Lap Belt	198	Denton	12/07/04
Right Femur	126	Denton	07/21/04
Left Femur	125	Denton	07/21/04

INSTRUMENTS FOR VEHICLE AND CHILD SEAT

	SERIAL NO.	MANUFACTURER	CALIBRATION DATE
Left Rear Seat Back X	J25-R20	Entran	12/01/04
Left Rear Seat Back Y	L18-N12	Entran	10/22/04
Left Rear Seat Back Z	J25-R17	Entran	12/01/04
LRP Child Seat X	H20-R05	Entran	11/02/04
LRP Child Seat Y	A29-N05	Entran	09/13/04
LRP Child Seat Z	J23-M10	Entran	12/01/04
RRP Child Seat X	K20-J09	Entran	09/13/04
RRP Child Seat Y	F16-J19	Entran	12/02/04
RRP Child Seat Z	L23-A02	Entran	09/30/04