

REPORT NUMBER: 301-CAL-04-06

**SAFETY COMPLIANCE TESTING FOR FMVSS 301
FUEL SYSTEM INTEGRITY**

DAIMLERCHRYSLER CORPORATION
2003 JEEP LIBERTY
SUV

NHTSA NUMBER: C30302

GDAIS TEST NUMBER: 8655-F301-23

July 7, 2004

GENERAL DYNAMICS
ADVANCED INFORMATION ENGINEERING SERVICES
P.O. BOX 400
BUFFALO, NEW YORK 14225



FINAL REPORT

PREPARED FOR:

U. S. Department of Transportation
National Highway Traffic Safety Administration
Enforcement
Office of Vehicle Safety Compliance
400 Seventh Street, S. W.
Room No. 6111 (NVS-220)
Washington, DC 20590

This publication is distributed by the U.S. Department of Transportation, National Highway Traffic Safety Administration, in the interest of information exchange. The opinions, findings and conclusions expressed in this publication are those of the author(s) and not necessarily those of the Department of Transportation or the National Highway Traffic Safety Administration. The United States Government assumes no liability for its contents or use thereof. If trade or manufacturers' names or products are mentioned, it is only because they are considered essential to the object of the publication and should not be construed as an endorsement. The United States Government does not endorse products or manufacturers.

Prepared By: _____
Lawrence Q. Valvo, Project Engineer

Approved By: _____
David J. Travale, Program Manager
Transportation Sciences Center

Approval Date: _____

FINAL REPORT ACCEPTANCE BY OVSC:

Accepted By: _____

Acceptance Date: _____

TECHNICAL REPORT STANDARD TITLE PAGE

1. Report No. 301-CAL-04-06	2. Government Accession No.	3. Recipient's Catalog No.	
4. Title and Subtitle Final Report of FMVSS 301 Compliance Testing of a 2003 Jeep Liberty SUV NHTSA No. C30302		5. Report Date July 7, 2004	
		6. Performing Organization Code CAL	
7. Author(s) Lawrence Q. Valvo, Project Engineer David J. Travale, Program Manager		8. Performing Organization Report No. 8655-F301-23	
9. Performing Organization Name and Address Advance Information Engineering Services 4455 Genesee Street Buffalo, New York 14225		10. Work Unit No.	
		11. Contract or Grant No. DTNH22-01-C-01025	
12. Sponsoring Agency Name and Address U.S. Department of Transportation National Highway Traffic Safety Administration Office of Vehicle Safety Compliance (NVS-220) 400 Seventh St , S.W., Rm. 6111, Washington, D.C. 20590		13. Type of Report and Period Covered Final Test Report July 2004	
		14. Sponsoring Agency Code NVS-220	
15. Supplementary Notes			
16. Abstract Compliance tests were conducted on the subject 2003 Jeep Liberty SUV in accordance with the specifications of the Office of Vehicle Safety Compliance Test Procedure No. TP-301-03 for the determination of FMVSS 301 compliance. For the purpose of acquiring information for applied research, two instrumented Anthropomorphic Test Devices (ATDs) were placed in the front occupant seating positions and various instrumentation was added to the test vehicle. Test failures identified were as follows: The test vehicle appeared to comply with all requirements of FMVSS 301 "Fuel System Integrity."			
17. Key Words Compliance Testing Safety Engineering FMVSS 301		18. Distribution Statement <u>Copies of this report are available from:</u> NHTSA Technical Reference Division Room 5108 (NPO-230), 400 Seventh , S.W., Washington, D.C. 20590 Telephone No. (202) 366-4946	
19. Security Classif. (of this report) UNCLASSIFIED	20. Security Classif. (of this page) UNCLASSIFIED	21. No. of Pages 40	22. Price

TABLE OF CONTENTS

<u>Section</u>		<u>Page No.</u>
1	PURPOSE OF COMPLIANCE TEST	1-1
2	COMPLIANCE TEST RESULTS SUMMARY	2-1
3	COMPLIANCE TEST DATA	3-1
	Data Sheet 1 – Test Vehicle Specifications	3-2
	Data Sheet 2 – Pre-Test Data	3-3
	Data Sheet 3 – Moving Barrier Data	3-5
	Data Sheet 4 – Post Test Data	3-6
	Data Sheet 5 – Static Rollover Test Data	3-8
	Data Sheet 6 – High Speed Camera Locations	3-9
APPENDIX A	PHOTOGRAPHS	A-1

SECTION 1

PURPOSE OF COMPLIANCE TEST

This 30 mph rear moving barrier impact test is part of the Federal Motor Vehicle Safety Standard (FMVSS) 301 Compliance Test Program conducted for the National Highway Traffic Safety Administration (NHTSA) by Advanced Information Engineering Services under Contract No. DTNH22-01-C-01025. The purpose of this test was to determine if the subject vehicle, a 2003 Jeep Liberty SUV, meets the performance requirements of FMVSS No. 301, "Fuel System Integrity." This compliance test was conducted using the requirements found in the OVSC Laboratory Test Procedure No. TP-301-03, dated February 28, 2003.

SECTION 2

COMPLIANCE TEST RESULTS SUMMARY

A 2035.5 kg 2003 Jeep Liberty SUV was impacted from the rear by a 1797 kg moving barrier at a velocity of 46.83 kph (29.1 mph). The test was performed by Advanced Information Engineering Services on July 7, 2004.

The test vehicle was equipped with a 70 liter fuel tank which was filled to 92 percent capacity with stoddard fluid prior to impact. Additional ballast (111 kg) was secured in the left rear seating position and in the engine compartment. For the purpose of acquiring information for the Office of Vehicle Safety Research, one instrumented Part 572 E 50th percentile male Anthropomorphic Test Device (ATD) was placed in the P1 (driver) seating position and one instrumented Part 572 E 50th percentile male ATD was placed in the P3 (right rear) seating position. Various instruments were added to the test vehicle and the right front passenger seat was removed. Research data is presented in a separate report.

The crash event was recorded by ten high-speed cameras and one real-time camera. Camera locations and other pertinent camera information are found on pages 3-9 and 3-10 of this report. Pre- and post-test photographs of the vehicle can be found in Appendix A.

There was no fuel system fluid spillage following the impact or during any portion of the static rollover test. The average vehicle longitudinal crush was 157 millimeters. The vehicle appeared to comply with all the requirements of FMVSS No. 301 "Fuel System Integrity."

SECTION 3
COMPLIANCE TEST DATA

DATA SHEET 1

TEST VEHICLE SPECIFICATIONS

TEST VEHICLE INFORMATION:

Year/Make/Model/Body Style: 2003 Jeep Liberty SUV

NHTSA No.: C30302 ; Color: Red

Engine Data: 4 Cylinders; - CID; 2.4 Liters; - cc

Placement: X Longitudinal or In-Line; - Transverse or Lateral

Transmission Data: 5 Speeds; X Manual; - Automatic; - Overdrive

Final Drive: - Rear Wheel Drive; - Front Wheel Drive; X Four Wheel Drive

Major Options: X A/C; X Power Steering; X Power Brakes

X Power Windows; X Power Door Locks; X Tilt Wheel

Date Received: 1/19/2004 ; Odometer Reading 102 km

Selling Dealer: Ricart Chrysler, Plymouth, Jeep, Eagle

& Address: 465 South Hamilton Road, Columbus OH 43213

DATA FROM VEHICLE'S CERTIFICATION LABEL:

Vehicle Manufactured by: DaimlerChrysler Corporation

Date of Manufacture: 9-02

VIN: 1J4GL48183W539150

GVWR: 2359 kg; GAWR-FRONT: 1248 kg; GAWR-REAR: 1339 kg

DATA FROM VEHICLE'S TIRE LABEL:

Location of Placard on Vehicle: Driver Door

Recommended Tire Size: P215/75R16

* Recommended Cold Tire Pressure: FRONT: 227 kPa; REAR: 227 kPa

DATA FROM TIRE SIDEWALL:

Size of Tires on Test Vehicle: P215/75R16 101S Manufacturer: Goodyear Wrangler

Tire Pressure with Maximum Capacity Vehicle Load: FRONT: 300 kPa; REAR: 300 kPa

Type of Spare Tire: P215/75R16 mounted on rear gate

VEHICLE CAPACITY DATA:

Type of Front Seats: X Bench; - Bucket; - Split Bench

Number of Occupants: 2 Front; 3 Rear; 5 Total

Vehicle Capacity Weight (VCW) = 601.5 kg

No. of Occupants x 68.04 kg = 340.2 kg

Rated Cargo/Luggage Weight (RCLW) = 261.3 kg **

*Tire pressure used for test

** Maximum of 136.1 kg used for target weight calculation.

DATA SHEET 2

PRE-TEST DATA

WEIGHT OF TEST VEHICLE AS RECEIVED FROM DEALER (with maximum fluids)= UDW:

Right Front	=	<u>444.5</u>	kg	Right Rear	=	<u>409.5</u>	kg
Left Front	=	<u>470.0</u>	kg.	Left Rear	=	<u>433.5</u>	kg
TOTAL FRONT	=	<u>914.5</u>	kg	TOTAL REAR	=	<u>843.0</u>	kg
TOTAL DELIVERED WEIGHT	=	<u>1757.5</u>	kg				
% of Total Front of Vehicle Weight	=	<u>52.0%</u>		of Total Rear Weight	=	<u>48.0%</u>	

CALCULATION OF VEHICLE'S TARGET TEST WEIGHT:

Total Delivered Weight	=	<u>1757.5</u>	kg
Rated Cargo/Luggage Weight (RCLW)	=	<u>136.1</u>	kg
Weight of 2 p.572 Dummies, 74.4 kg	=	<u>148.8</u>	kg
TARGET TEST WEIGHT	=	<u>2042.4</u>	kg

WEIGHT OF TEST VEHICLE WITH TWO DUMMIES AND 129.2 KG OF CARGO WEIGHT:

Right Front	=	<u>520.0</u>	kg	Right Rear	=	<u>480.0</u>	kg
Left Front	=	<u>532.5</u>	kg	Left Rear	=	<u>503.0</u>	kg
TOTAL FRONT	=	<u>1052.5</u>	kg	TOTAL REAR	=	<u>983.0</u>	kg
TOTAL TEST WEIGHT	=	<u>2035.5</u>	kg				
% of Total Front of Vehicle Weight	=	<u>51.7%</u>		of Total Rear Weight	=	<u>48.3%</u>	

* Weight of Ballast Secured in Vehicle Trunk Area = 73 kg

Type of Ballast: Lead shot

Method of Securing Ballast: Left rear seat anchors, engine compartment firewall

Vehicle Components Removed for Weight Reduction: None

VEHICLE ATTITUDE (all dimension in millimeters):

AS DELIVERED:	RF	<u>834</u>	LF	<u>826</u>	RR	<u>844</u>	LR	<u>831</u>
AS TESTED:	RF	<u>803</u>	LF	<u>796</u>	RR	<u>816</u>	LR	<u>810</u>
Vehicle's Wheel Base:		<u>2640</u>	mm					
Location of Vehicle's C.G.:		<u>1275</u>	millimeters rearward of front wheel center.					

FUEL SYSTEM DATA:

Fuel System Capacity From Owner's Manual	=	<u>70.0</u>	liters
Usable Capacity Figure Furnished by COTR	=	<u>70.0</u>	liters
Test Volume Range (91 to 94% of Usable Capacity)	=	<u>63.7</u>	to <u>65.8</u> liters
ACTUAL TEST VOLUME=		<u>64.35</u>	liters (with entire fuel system filled)

* Ballast weight includes the RCLW, the weight of drained vehicle fluids and the weight of any removed vehicle components less the weight of onboard instrumentation, cameras, and hardware.

DATA SHEET 2 (continued)

PRE-TEST DATA

FUEL SYSTEM DATA (continued):

Test Fluid Type: Stoddard Solution

Test Fluid Specific Gravity: 0.764

Test Fluid Kinematic Viscosity: 0.96 centistokes

Test Fluid Color: Orange ("red" is preferred)

Type of Vehicle Fuel Pump: Electric

Electric Fuel Pump Operation with Ignition Switch ON and Engine OFF -

Fuel pump operated.

Details of Fuel System: Fuel filler is located on the left rear quarter panel aft of the rear axle; Fuel tank is located on the vehicle underbody rear of the rear axle; Fuel lines are routed along the left side of the vehicle underbody.

Comments: None

DATA SHEET 3

MOVING BARRIER DATA

WEIGHT OF MOVING BARRIER:

Right Front	=	<u>504.9</u>	kg	Right Rear	=	<u>393.7</u>	kg.
Left Front	=	<u>499.9</u>	kg	Left Rear	=	<u>398.3</u>	kg
TOTAL FRONT	=	<u>1004.8</u>	kg	TOTAL REAR	=	<u>792.0</u>	kg
TOTAL BARRIER WEIGHT	=	<u>1796.8</u>	kg				

MOVING BARRIER DIMENSIONS:

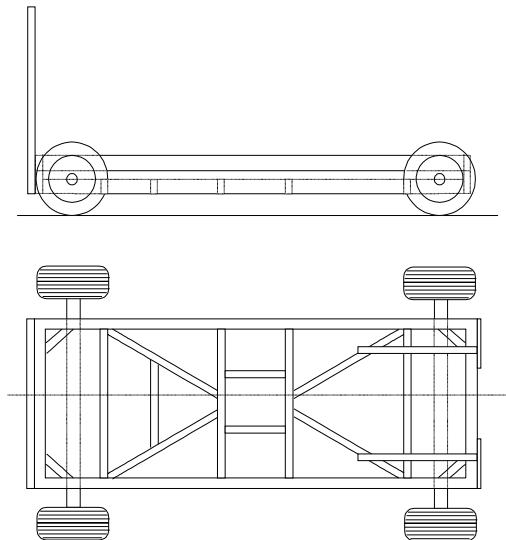
Barrier Face Height: 1524 mm
Barrier Face Width: 1981 mm
Barrier Face Ground Clearance: 127 mm
Tread Width: 1511 mm
Wheel Base: 3048 mm
Location of C.G.: X: 1344 mm rearward of front wheel center.
Y: 0 mm from longitudinal-vertical plane of symmetry.
Z: 414 mm above ground.

MOVING BARRIER TIRES:

Manufacturer: Dunlop
Model: AT Radial Rover
Size: P205/75R15
Recommended Max Pressure: 240 kPa:

MOVING BARRIER ABORT SYSTEM:

Type: Trailing cable



DATA SHEET 4

POST TEST DATA

TYPE OF TEST:

Type of Test: Rear Barrier Impact Angle: 0°
Test Date: July 7, 2004 Time: 10:30 Temperature: 21.1 °C
Vehicle NHTSA No.: C30302 VIN: 1J4GL48183W539150
Required Impact Velocity Range: 46.51 to 48.12 kph

BARRIER IMPACT VELOCITY: (Speed traps within 5 feet of impact plane.)

Trap No. 1 = 46.83 kph; Trap No. 2 = 46.83 kph
Average Impact Speed = 46.83 kph

VEHICLE STATIC CRUSH:

Vehicle Length:

Pre-Test Left = 4188 ; C/L = 4444 Right = 4188
Post-Test Left = 4090 ; C/L = 4165 Right = 4095
Crush Left = 98 ; C/L = 279 Right = 93
AVERAGE = 157 millimeters

DATA SHEET 4 (continued)

POST TEST DATA

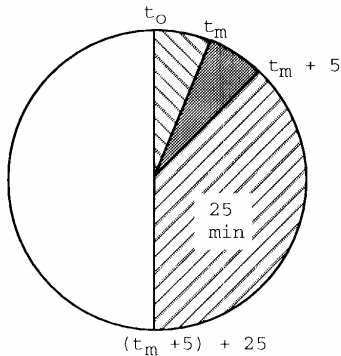
TEST VEHICLE NHTSA NO.: C30302 TEST DATE: July 7, 2004

Vehicle Mfgr./Make/Model: 2003 Jeep Liberty SUV

Test vehicle fuel tank filled to 91% to 94% of manufacturer's "usable" capacity and with electric fuel pump operating (if it will operate without engine operation). Part 572 test dummies located at each front designated seating position.

- TEST VEHICLE IMPACT TYPE:
- Frontal (42.28 kph target velocity)
 - Oblique (42.28 kph target velocity) with - ° barrier face first contacting - (driver/passenger) side
 - X Rear Moving Barrier (42.28 kph target velocity)
 - Lateral Moving Barrier (32.19 kph target velocity)

FUEL SPILLAGE MEASUREMENT:



1. From impact until vehicle motion ceases
2. For five minute period after vehicle motion ceases
3. For next 25 minutes

ACTUAL	MAX ALLOWED
0	28 g
0	28 g.
0	28 g/min.

SOLVENT SPILLAGE DETAILS:

None

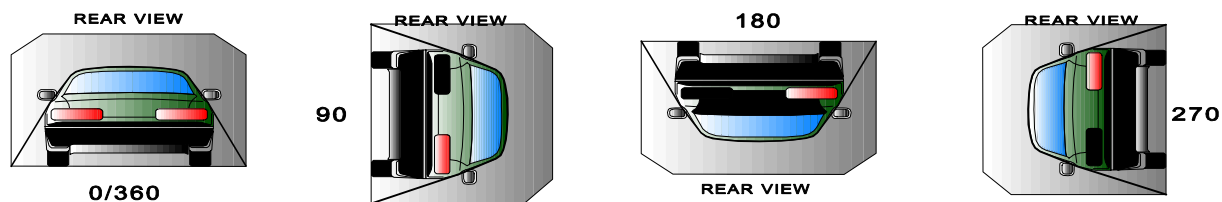
DATA SHEET 5

STATIC ROLLOVER TEST DATA

Table 7 FMVSS NO. 301 - STATIC ROLLOVER DATA SHEET

Vehicle: 2003 Jeep Liberty SUV

NHTSA No.: C30302



I. DETERMINATION OF SOLVENT COLLECTION TIME PERIOD:

Rollover Stage	Rotation Time (spec. 1 -3 min)				FMVSS 301 Hold Time		Total Time				Next Whole Minute Interval	
	1	minutes	12	seconds	5	minutes	6	minutes	12	seconds	7	minutes
0° - 90°	1	minutes	12	seconds	5	minutes	6	minutes	12	seconds	7	minutes
90° - 180°	1	minutes	5	seconds	5	minutes	6	minutes	5	seconds	7	minutes
180°-270°	1	minutes	6	seconds	5	minutes	6	minutes	6	seconds	7	minutes
270°-360°	1	minutes	11	seconds	5	minutes	6	minutes	11	seconds	7	minutes

II. FMVSS 301 REQUIREMENTS: (Maximum allowable solvent spillage):

First 5 minutes from onset of rotation	6th min.	7th min.	8th min. (if required)
142 g	28 g	28 g	28 g

III. ACTUAL TEST VEHICLE SOLVENT SPILLAGE:

Rollover Stage	First 5 minutes from onset of rotation (g)	6th min. (g)	7th min. (g)	8th min. (if required) (g)
0° - 90°	0	0	0	-
90° - 180°	0	0	0	-
180°-270°	0	0	0	-
270°-360°	0	0	0	-

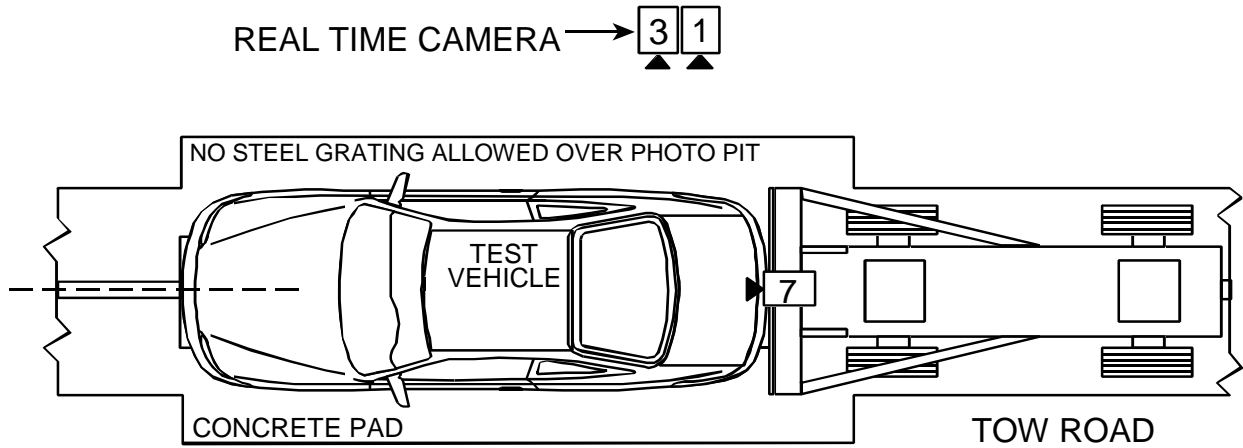
Note: Record spillage for whole minute intervals only as determined above.

IV. SOLVENT SPILLAGE LOCATION(S):

Rollover Stage	Spillage Location
0° - 90°	None
90° - 180°	None
180°-270°	None
270°-360°	None

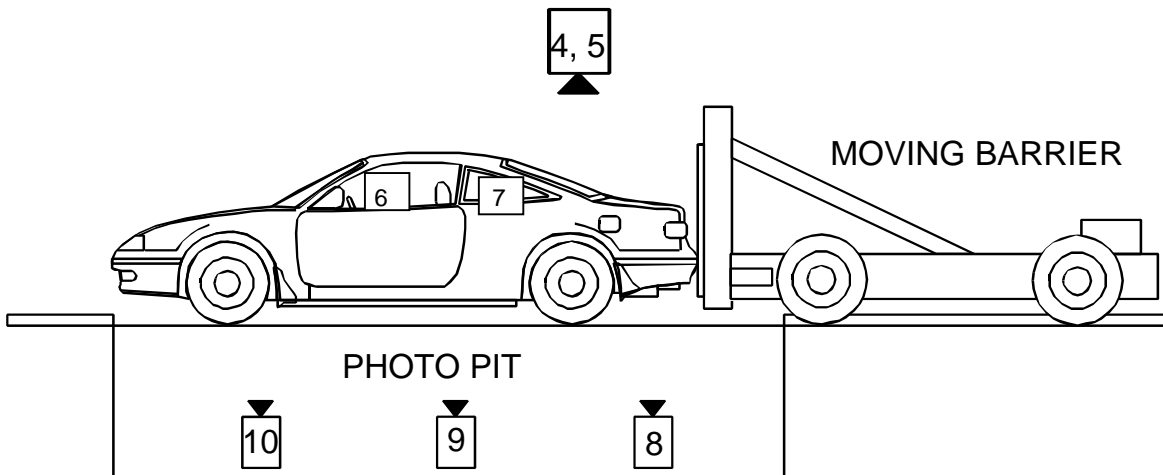
DATA SHEET 6

HIGH SPEED CAMERA LOCATIONS



2

TOP VIEW



LEFT SIDE VIEW

DATA SHEET 6 (continued)

HIGH SPEED CAMERA LOCATIONS

NHTSA No. : C30302

Vehicle : 2003 Jeep Liberty SUV

CAMERA NO.	VIEW	CAMERA POSITIONS (mm)*			ANGLE** (degrees)	LENS (mm)	SPEED (fps)
		X	Y	Z			
1	Real-Time Camera	-	-	-	-	-	24
2‡	Left Side View	17665	3450	1110	0.0	35	View not available‡
3	Right Side View	-17840	405	1108	1.0	35	1000
4	Overhead Overall View	0	508	9804	-90	13	1000
5	Overhead Close View	0	508	9804	-105	25	Timing not available
6†	Onboard Driver View	-964	2355	1208	-10.0	8	1010
7†	Onboard Passenger View	1015	1590	1205	-10.0	8	1000
8	Vehicle Rear Underbody View	0	1080	-1956	90	13	1030
9	Vehicle Mid-Section Underbody View	0	2390	-1956	90	13	1000
10	Vehicle Front Underbody View	0	3790	-1956	90	13	1005

- * X = film plane to monorail centerline (+ to left of rail)
- Y = film plane to impact location (+ ahead of impact location)
- Z = film plane to ground (+ above ground)
- ** = referenced to horizontal plane

† Research cameras – X distance is measured to the reference target plane.
‡ Film broke, view not available.

Appendix A
PHOTOGRAPHS

LIST OF PHOTOGRAPHS

<u>Figure</u>	<u>Photograph Title</u>	<u>Page</u>
A-1	PRE-TEST FRONT VIEW	A-3
A-2	POST-TEST FRONT VIEW	A-4
A-3	PRE-TEST LEFT SIDE VIEW	A-5
A-4	POST-TEST LEFT SIDE VIEW	A-6
A-5	PRE-TEST RIGHT SIDE VIEW	A-7
A-6	POST-TEST RIGHT SIDE VIEW	A-8
A-7	PRE-TEST REAR VIEW	A-9
A-8	POST-TEST REAR VIEW	A-10
A-9	PRE-TEST LEFT FRONT THREE-QUARTER VIEW	A-11
A-10	POST-TEST LEFT FRONT THREE-QUARTER VIEW	A-12
A-11	PRE-TEST RIGHT REAR THREE-QUARTER VIEW	A-13
A-12	POST-TEST RIGHT REAR THREE-QUARTER VIEW	A-14
A-13	PRE-TEST FRONT UNDERBODY VIEW	A-15
A-14	POST-TEST FRONT UNDERBODY VIEW	A-16
A-15	PRE-TEST REAR UNDERBODY VIEW	A-17
A-16	POST-TEST REAR UNDERBODY VIEW	A-18
A-17	CERTIFICATION PLACARD	A-19
A-18	TIRE PLACARD	A-20
A-19	ROLLOVER 90°	A-21
A-20	ROLLOVER 180°	A-22
A-21	ROLLOVER 270°	A-23
A-22	ROLLOVER 360°	A-24

A-3

8655-F301-23



Figure A-1 PRE-TEST FRONT VIEW



Figure A-2 POST-TEST FRONT VIEW



Figure A-3 PRE-TEST LEFT SIDE VIEW



Figure A-4 POST-TEST LEFT SIDE VIEW



Figure A-5 PRE-TEST RIGHT SIDE VIEW



Figure A-6 POST-TEST RIGHT SIDE VIEW



Figure A-7 PRE-TEST REAR VIEW



Figure A-8 POST-TEST REAR VIEW



Figure A-9 PRE-TEST LEFT FRONT THREE-QUARTER VIEW



Figure A-10 POST-TEST LEFT FRONT THREE-QUARTER VIEW



Figure A-11 PRE-TEST RIGHT REAR THREE-QUARTER VIEW



Figure A-12 POST-TEST RIGHT REAR THREE-QUARTER VIEW



A-15

8655-F301-23

Figure A-13 PRE-TEST FRONT UNDERBODY VIEW



A-16

8655-F301-23

Figure A-14 POST-TEST FRONT UNDERBODY VIEW



A-17

8655-F301-23

Figure A-15 PRE-TEST REAR UNDERBODY VIEW



A-18


8655-F301-23

Figure A-16 POST-TEST REAR UNDERBODY VIEW

MFD BY	DAIMLERCHRYSLER CORPORATION	DATE OF MFR	9-02	GWR	2359 KG(05200 LB)
GAWR FRONT	WITH TIRES	RIMS AT	COLD		
1248 KG(2750 LB)	P215/75R16	16X7	227 KPA(33 PSI)		
GAWR REAR	WITH TIRES	RIMS AT	COLD		
1339 KG(2950 LB)	R215/75R16	16X7	227 KPA(33 PSI)		

THIS VEHICLE CONFORMS TO ALL APPLICABLE FEDERAL MOTOR VEHICLE SAFETY AND THEFT PREVENTION STANDARDS IN EFFECT ON THE DATE OF MANUFACTURE SHOWN ABOVE.

VIN: 1J4GL48183W539150 TYPE: MPV SINGLE X DUAL



MDH: 092317 775AA PNT:PR4 VEHICLE MADE IN U.S.A. TRM:MSDU 4648503

Figure A-17 CERTIFICATION PLACARD

MFD BY DAIMLERCHRYSLER CORPORATION

DATE OF MFR 9-02

GWR 2359 KG(05200 LB)

GAWR FRONT	WITH TIRES	RIMS AT	COLD
1248 KG(2750 LB)	P215/75R16	16X7	227 KPA(33 PSI)
GAWR REAR	WITH TIRES	RIMS AT	COLD
1339 KG(2950 LB)	R215/75R16	16X7	227 KPA(33 PSI)

THIS VEHICLE CONFORMS TO ALL APPLICABLE FEDERAL MOTOR VEHICLE SAFETY AND THEFT PREVENTION STANDARDS IN EFFECT ON THE DATE OF MANUFACTURE SHOWN ABOVE.

VIN: 1J4GL48183W539150 TYPE: MPV SINGLE X DUAL



MDH: 092317 775AA PNT:PR4 VEHICLE MADE IN U.S.A. TRM:MSDU 4648503

Figure A-18 TIRE PLACARD



Figure A-19 ROLLOVER 90°



Figure A-20 ROLLOVER 180°

A-23

8655-F301-23




Figure A-21 ROLLOVER 270°



Figure A-22 ROLLOVER 360°