

REPORT NUMBER: 8708-SLEDNCAP-29

**CHILD RESTRAINT SYSTEM IN
DYNAMIC SLED TEST
GRACO TURBO BOOSTER WITH A HYIII THREE YEAR OLD
GRACO TURBO BOOSTER WITH A HYIII SIX YEAR OLD**

TEST NUMBER: 08-3-30

**PREPARED BY:
VERIDIAN ENGINEERING
4455 GENESEE STREET
BUFFALO, NEW YORK 14225**



AUGUST 13TH, 2003

FINAL REPORT

**PREPARED FOR:
U.S. DEPARTMENT OF TRANSPORTATION
NATIONAL HIGHWAY TRAFFIC SAFETY ADMINISTRATION
OFFICE OF CRASHWORTHINESS STANDARDS
400 SEVENTH STREET, SW, ROOM 5311
WASHINGTON, D.C. 20590**

This final test report was prepared for the U.S. Department of Transportation, National Highway Traffic Safety Administration, in response to Contract Number DTNH22-01-D-32005

This publication is distributed by the U.S. Department of Transportation, National Highway Traffic Safety Administration, in the interest of information exchange. The opinions, findings and conclusions expressed in this publication are those of the author(s) and not necessarily those of the Department of Transportation or the National Highway Traffic Safety Administration. The United States Government assumes no liability for its contents or use thereof. If trade or manufacturers' names or products are mentioned it is only because they are considered essential to the object of the publication and should not be construed as an endorsement. The United States Government does not endorse products or manufacturers.

Prepared by: _____ Date: _____
David P. Roberts, Project Engineer

Reviewed by: _____ Date: _____
David P. Roberts, Head of Occupant
Protection and Safety Research

FINAL REPORT ACCEPTED BY:

Manager, New Car Assessment Program

Date of Acceptance

COTR, NCAP Dynamic Sled Test Program

Date of Acceptance

TECHNICAL REPORT STANDARD TITLE PAGE

1. Report No.	2. Government Accession No.	3. Recipient's Catalog No.	
4. Title and Subtitle Child Restraint Systems in Dynamic Sled Test P3 – Graco Turbo Booster with a HYIII 3 year old P4 – Graco Turbo Booster with a HYIII 6 year old		5. Report Date August 13 th , 2003	
		6. Performing Organization Code	
7. Author David P. Roberts		8. Performing Organization Report No. 8708-SLEDNCAP-29	
9. Performing Organization Name and Address Veridian Engineering 4455 Genesee Street Buffalo, NY 14225		10. Work Unit No.	
		11. Contract or Grant No. DTNH22-01-D-32005	
12. Sponsoring Agency Name and Address U.S. Department of Transportation National Highway Traffic Safety Administration 400 Seventh St , S.W. Washington, DC 20590		13. Type of Report and Period Covered Final Report July 2003 – January 2004	
		14. Sponsoring Agency Code	
15. Supplementary Notes Reviewed by: _____ Program Manager Approved by: _____ Head, Occupant Protection & Safety Research Section, Transportation Sciences Center			
16. Abstract This report contains the results of tests performed in accordance with FMVSS 213 Final Rule Published June 24th, 2003 for FMVSS 213 Child Restraint Systems. Two (2) seats were tested during this run. Position 3 was a Graco Turbo Booster Child Restraint System. This seat was tested with a HYIII 3 year old ATD. Position 4 was a Graco Turbo Booster Child Restraint System. . This seat was tested with a HYIII 6 year old ATD.			
17. Key Words FMVSS 213 Child Restraint Systems Indicant Compliance Testing		18. Distribution Statement	
19. Security Classif. (of this report) UNCLASSIFIED	20. Security Classif. (of this page) UNCLASSIFIED	21. No. of Pages	22. Price

TABLE OF CONTENTS

<u>Section</u>		<u>Page No.</u>
1	Purpose and Test Procedure	1
2	Child Restraint Information	2
3	Post-Test Observations	3
4	Hybrid III 3 Year Old ATD Injury Criteria and Sensor Data	4
5	Sled Test Set-Up	8
6	Camera Location	9
7	Photographs	10
8	Data Plots	15
9	Compression – Deflection Resistance Test	38
10	Child Dummy Calibration Data Traces and Tables	48
11	Test Equipment and Instrumentation Calibration	57
12	Link to High Speed Movies	59

SECTION 1

PURPOSE AND TEST PROCEDURE

1.1 PURPOSE

This dynamic sled testing is part of the FY' 03 New Car Assessment Program (NCAP) sponsored by the National Highway Traffic Safety Administration (NHTSA) under Contract Number DTNH22-01-D-32005. The purpose of this test is to obtain child seat research data for frontal dynamic testing.

1.2 TEST PROCEDURE

This frontal dynamic sled test was conducted in accordance with the child restraint test procedure provided by the FMVSS No. 213 Final Rule published June 24th, 2003. Any reference to FMVSS No. 213 in this document refers to the Final Rule published June 24th, 2003, for FMVSS No. 213 Child Restraint Systems.

The test was conducted at Veridian Engineering on August 13th, 2003 at a speed of 45.7 kph (28.4 mph). The FMVSS No. 213 sled pulse was used as a crash pulse. The requirements specified in the FMVSS No. 213 were also followed.

The bench seat contained one anthropomorphic test device (ATD). One (1) Hybrid III 3 Year Old ATD, Serial Number 142, was instrumented with head, chest, and pelvic tri-axial accelerometers. This ATD was also instrumented with upper and lower neck load cells. This dummy was placed in a Graco Turbo Booster child seat and the seat was located in Position 3 – Right Rear Passenger.

Position 3 – Lower Neck My was clipped and did not record accurately.

One (1) Hybrid III 6 Year Old ATD, Serial Number 144, was instrumented with head, chest, and pelvic tri-axial accelerometers. This ATD was also instrumented with a upper neck load cell. This dummy was placed in a Graco Turbo Booster child seat and the seat was located in Position 4 – Left Rear Passenger

The child ATD was positioned according to the child seat manufacturer's instructions. The data was digitally sampled at 20,000 samples per second and processed per Section IP11 of the Laboratory Test Procedure.

SECTION 2

CHILD RESTRAINT INFORMATION

Test No.: 08-3-30

Test Date: August 13th, 2003

POSITION 3

Child Restraint Type (forward-facing, rearward facing, booster)	FORWARD FACING
LATCH or NON-LATCH	NON-LATCH
Harness Type	BELT POSITIONING BOOSTER
Child Restraint Manufacturer	GRACO
Child Restraint Model	TURBO BOOSTER
Model Number	8496FCL
Date of Manufacture	5/03/2003
Child Restraint Height Limits (mm)	965 – 1448
Child Restraint Weight Limits (kg)	13.6 – 45.4
Weight of Child Restraint (kg)	3.9

POSITION 4

Child Restraint Type (forward-facing, rearward facing, booster)	FORWARD FACING
LATCH or NON-LATCH	NON-LATCH
Harness Type	BELT POSITIONING BOOSTER
Child Restraint Manufacturer	GRACO
Child Restraint Model	TURBO BOOSTER
Model Number	8497LBT
Date of Manufacture	10/06/2002
Child Restraint Height Limits (mm)	965 – 1448
Child Restraint Weight Limits (kg)	13.6 – 45.4
Weight of Child Restraint (kg)	3.7

SECTION 3
POST-TEST OBSERVATIONS

Test No.: 08-3-30

Test Date: August 13th, 2003

POSITION 3

Child Seat	GRACO TURBO BOOSTER
Belt Fraying	NONE
Stress Marks	NONE
Cracks	NONE
Buckle Stress	NONE
Latch Hooks	NONE
Max. Head Excursion (mm)	467
Max. Knee Excursion (mm)	533
Velocity (kph)	45.7
Acceleration (G's)	22.9

POSITION 4

Child Seat	
Belt Fraying	NONE
Stress Marks	NONE
Cracks	NONE
Buckle Stress	NONE
Latch Hooks	NONE
Max. Head Excursion (mm)	472
Max. Knee Excursion (mm)	566
Velocity (kph)	45.7
Acceleration (G's)	22.9

SECTION 4

POSITION 3 - HYBRID III 3 YEAR OLD ATD INJURY CRITERIA AND SENSOR DATA

Test No.: 08-3-30

Test Date: August 13th, 2003

HEAD PRIMARY PEAK ACCELERATIONS

Location	Axis	Units	P3 (Right) Rear Passenger			
			Max	Time	Min	Time
Head CG	X	G's	20.5	150.9	-58.5	76.4
Head CG	Y	G's	25.4	81.0	-9.1	76.9
Head CG	Z	G's	48.6	60.6	-0.2	249.6
Head CG Resultant	N/A	G's	62.0	76.5		

CHEST PRIMARY PEAK ACCELERATIONS

Location	Axis	Units	P3 (Right) Rear Passenger			
			Max	Time	Min	Time
Chest CG	X	G's	8.1	144.3	-41.0	39.9
Chest CG	Y	G's	9.5	46.6	-3.8	148.1
Chest CG	Z	G's	10.5	73.2	-13.9	56.2
Chest CG Resultant	N/A	G's	42.1	39.9		

SEAT BELT SENSOR PEAK VALUES

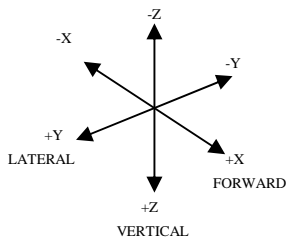
Location	Axis	Units	P3 (Right) Rear Passenger			
			Max	Time	Min	Time
Tether Belt	N/A	Newtons	NA	NA		

HEAD INJURY CRITERIA (HIC)

Location	P3 (Right) Rear Passenger			
	HIC	Avg. G's	T ¹	T ²
Head CG Primary (36 msec)	636.5	50.0	45.8	81.8
Head CG Primary (15 msec)	329.8	54.6	55.9	70.9

CHEST CLIP (3 MSEC)

Location	P3 (Right) Rear Passenger		
	Clip	T ¹	T ²
Chest CG Primary	41.3	38.5	41.5



POSITION 3 - HYBRID III 3 YEAR OLD ATD INJURY CRITERIA AND SENSOR DATA...(continued)

Test No.: 08-3-30

Test Date: August 13th, 2003

PELVIC PEAK ACCELERATIONS

Location	Axis	Units	P3 (Right) Rear Passenger			
			Max	Time	Min	Time
Pelvis	X	G's	15.9	106.6	-39.8	40.5
Pelvis	Y	G's	3.4	140.0	-8.1	63.1
Pelvis	Z	G's	5.1	124.0	-32.0	50.1

UPPER NECK PEAK FORCES AND MOMENTS

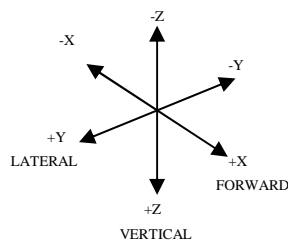
Location	Axis	Units	P3 (Right) Rear Passenger			
			Max	Time	Min	Time
Neck Force	X	Newtons	110.9	151.9	-1251.8	74.5
Neck Force	Y	Newtons	316.4	67.1	-51.6	116.6
Neck Force	Z	Newtons	1646.7	73.4	-3.5	249.9
Neck Moment	X	Nm	10.2	64.5	-4.3	111.2
Neck Moment	Y	Nm	35.8	70.8	-19.4	43.4
Neck Moment	Z	Nm	5.0	45.5	-4.6	65.9

LOWER NECK PEAK FORCES AND MOMENTS

Location	Axis	Units	P3 (Right) Rear Passenger			
			Max	Time	Min	Time
Neck Force	X	Newtons	215.5	151.0	-1636.3	73.7
Neck Force	Y	Newtons	628.9	68.6	-27.7	118.5
Neck Force	Z	Newtons	788.7	48.7	-580.4	75.8
Neck Moment	X	Nm	56.9	68.0	-8.3	118.2
Neck Moment	Y	Nm	N/A	N/A	-15.3	151.8
Neck Moment	Z	Nm	17.0	68.4	-3.2	118.6

CHEST PEAK DISPLACEMENTS

Location	Axis	Units	P3 (Right) Rear Passenger			
			Max	Time	Min	Time
Chest CG	X	mm	0.0	-19.1	-40.5	62.1



SECTION 4

POSITION 4 - HYBRID III 6 YEAR OLD ATD INJURY CRITERIA AND SENSOR DATA

Test No.: 08-3-30

Test Date: August 13th, 2003

HEAD PRIMARY PEAK ACCELERATIONS

Location	Axis	Units	P4 (Left) Rear Passenger			
			Max	Time	Min	Time
Head CG	X	G's	15.9	188.5	-30.1	87.1
Head CG	Y	G's	2.6	188.1	-7.2	82.4
Head CG	Z	G's	47.3	59.4	-0.1	-1.9
Head CG Resultant	N/A	G's	52.6	59.4		

CHEST PRIMARY PEAK ACCELERATIONS

Location	Axis	Units	P4 (Left) Rear Passenger			
			Max	Time	Min	Time
Chest CG	X	G's	5.5	142.5	-44.3	44.4
Chest CG	Y	G's	2.6	126.0	-4.6	43.3
Chest CG	Z	G's	5.4	205.4	-11.8	59.2
Chest CG Resultant	N/A	G's	44.9	44.8		

SEAT BELT SENSOR PEAK VALUES

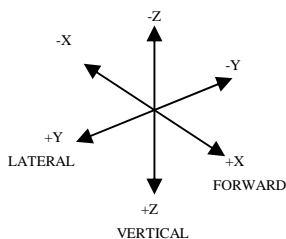
Location	Axis	Units	P4 (Left) Rear Passenger			
			Max	Time	Min	Time
Tether Belt	N/A	Newtons	NA	NA		

HEAD INJURY CRITERIA (HIC)

Location	P4 (Left) Rear Passenger			
	HIC	Avg. G's	T ¹	T ²
Head CG Primary (36 msec)	525.1	46.3	43.7	79.7
Head CG Primary (15 msec)	273.2	50.6	51.9	66.9

CHEST CLIP (3 MSEC)

Location	P4 (Left) Rear Passenger		
	Clip	T ¹	T ²
Chest CG Primary	44.6	43.6	46.6



POSITION 4 - HYBRID III 6 YEAR OLD ATD INJURY CRITERIA AND SENSOR DATA...(continued)

Test No.: 08-3-30

Test Date: August 13th, 2003

PELVIC PEAK ACCELERATIONS

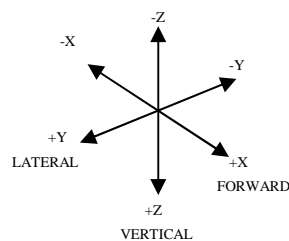
Location	Axis	Units	P4 (Left) Rear Passenger			
			Max	Time	Min	Time
Pelvis	X	G's	10.5	115.1	-42.0	39.0
Pelvis	Y	G's	4.7	38.1	-10.5	63.8
Pelvis	Z	G's	18.5	53.3	-6.7	218.3

UPPER NECK PEAK FORCES AND MOMENTS

Location	Axis	Units	P4 (Left) Rear Passenger			
			Max	Time	Min	Time
Neck Force	X	Newtons	51.0	162.4	-566.7	61.5
Neck Force	Y	Newtons	28.9	170.6	-215.2	74.3
Neck Force	Z	Newtons	1539.8	68.6	-27.9	250.0
Neck Moment	X	Nm	3.0	74.9	-7.7	62.6
Neck Moment	Y	Nm	28.0	81.3	-28.9	46.2
Neck Moment	Z	Nm	7.2	77.7	-5.2	50.4

CHEST PEAK DISPLACEMENTS

Location	Axis	Units	P4 (Left) Rear Passenger			
			Max	Time	Min	Time
Chest CG	X	mm	0.0	-20.0	-42.2	57.1



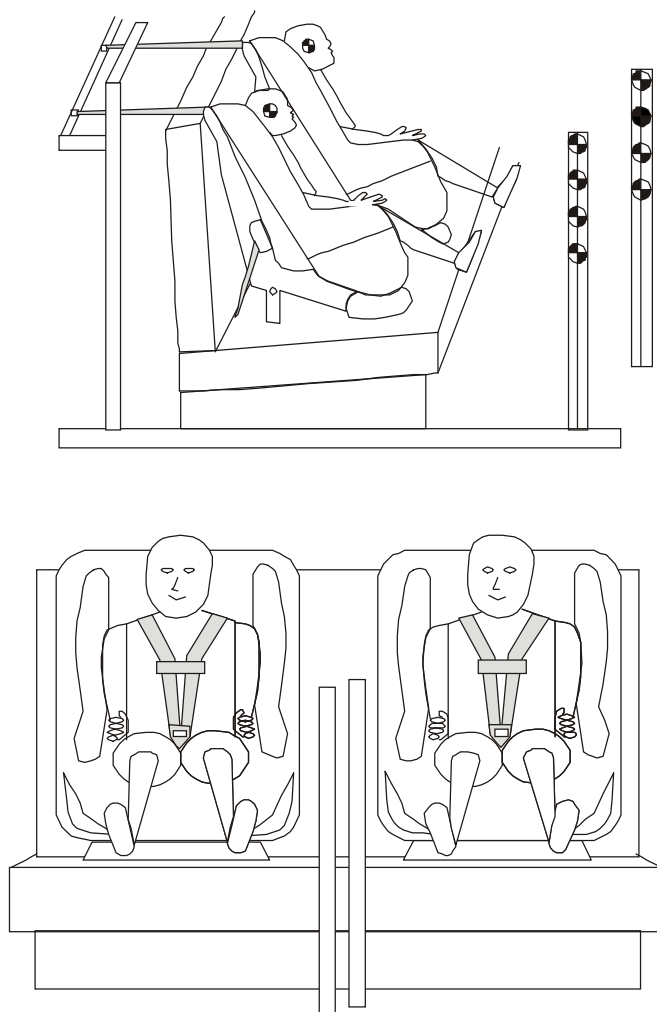
SECTION 5
SLED TEST SET-UP

Test No.: 08-3-30

Test Date: August 13th, 2003

An FMVSS 213 test bench was fastened on the sled in order to simulate a frontal impact. Two child seats were placed on the bench and fastened in a manner suggested in the owner's manual of the child seat. Stadia poles were set up to measure dummy head and knee excursions.

Pre-test Infant and Car Seat Positions

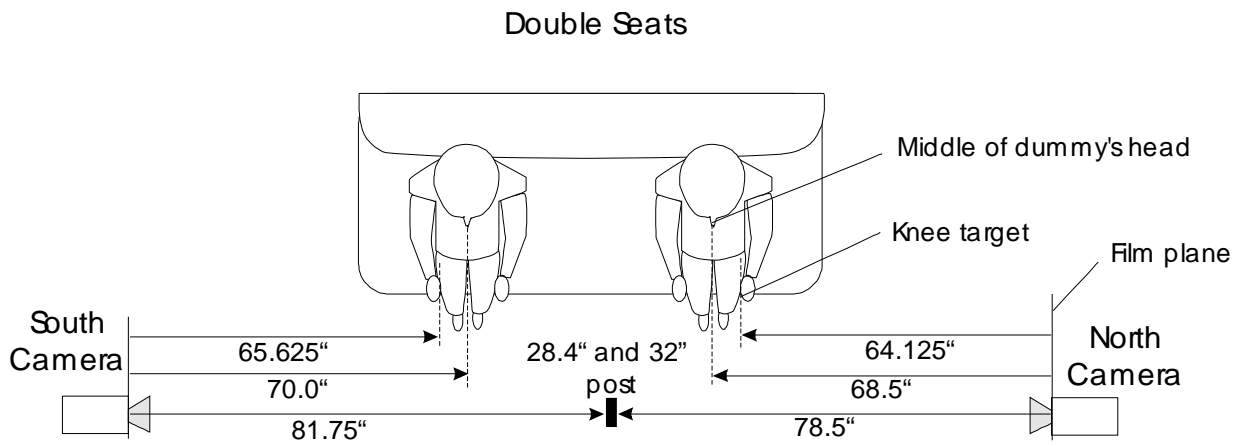


SECTION 6
CAMERA LOCATION

Test No.: 08-3-30

Test Date: August 13th, 2003

There were two cameras mounted onto the sled carriage for views of the left and right side of the child seat.



SECTION 7
PHOTOGRAPHS

TABLE OF PHOTOGRAPHS

<u>Photographs</u>	<u>Page No.</u>
Photo 1 – Pre-Test and Post-Test Right Side View	11
Photo 2 – Pre-Test and Post-Test Right Front View	12
Photo 3 – Pre-Test and Post-Test Left Front View	13
Photo 4 – Pre-Test and Post-Test Left Side View	14



Pre Test Right Side View



Post Test Right Side View



Pre Test Right Front View



Post Test Right Front View



Pre Test Left Front View



Post Test Left Front View



Pre Test Left Side View



Post Test Left Side View

SECTION 8

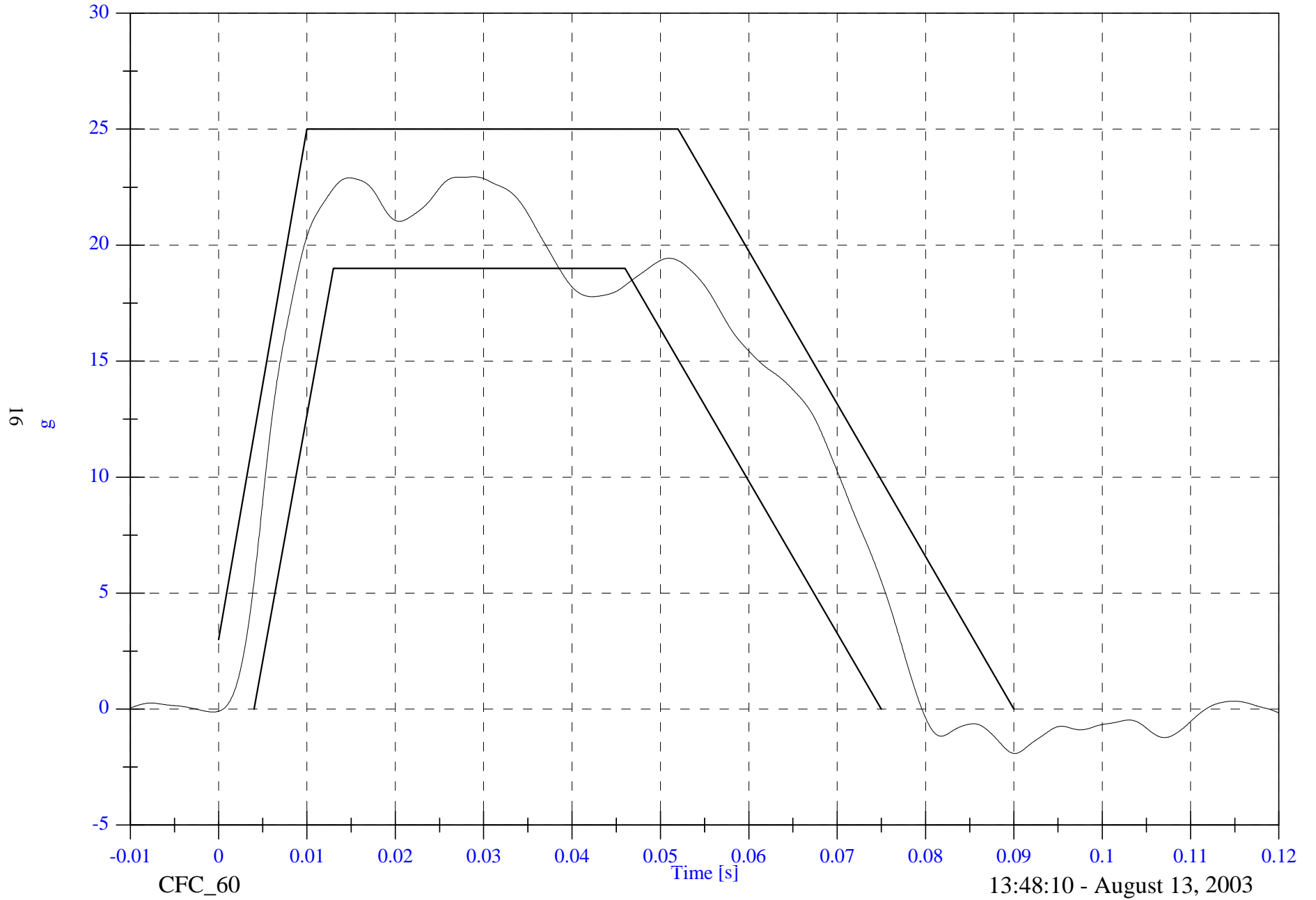
Data Plots

Sled Test NCAP SLED 08-3-30

Sled Pulse Corridor

Max: 22.9 [g] at 0.029 [s]

Min: -1.9 [g] at 0.090 [s]



FACILITY: HYGE SLED

DATE: August 13, 2003

TEST#: 08-3-30

TITLE: Sled Test NCAP SLED 08-3-30

CHN	NAME	Unit	Max	msec	Min	msec	Filt	Comment
42	Sled Acceleration	g	22.9	28.9	-1.9	90.1	CFC_60	
43	Sled Acceleration Velocity	kph	45.7	79.8	-0.1	-9.7	CFC_180	
44	Sled Acceleration Displacement	mm	2603.0	250.0	-0.0	-1.9	CFC_180	
45	P3 Head x	g	20.5	150.9	-58.5	76.4	CFC_1000	
46	P3 Head y	g	25.4	81.0	-9.1	76.9	CFC_1000	
47	P3 Head z	g	48.6	60.6	-0.2	249.6	CFC_1000	
48	P3 Head Resultant	g	62.0	76.5	0.0	-5.6	CFC_1000	
49	P3 Upper Neck Fx	N	110.9	151.9	-1251.8	74.5	CFC_1000	
50	P3 Upper Neck Fy	N	316.4	67.1	-51.6	116.6	CFC_1000	
51	P3 Upper Neck Fz	N	1646.7	73.4	-3.5	249.9	CFC_1000	
52	P3 Upper Neck F Resultant	N	2063.1	73.9	0.1	-7.5	CFC_1000	
53	P3 Upper Neck Mx	N-m	10.2	64.5	-4.3	111.2	CFC_600	
54	P3 Upper Neck My	N-m	35.8	70.8	-19.4	43.4	CFC_600	
55	P3 Upper Neck Mz	N-m	5.0	45.5	-4.6	65.9	CFC_600	
56	P3 Upper Neck M Resultant	N-m	36.7	70.7	0.0	-10.3	CFC_600	
57	P3 Lower Neck Fx	N	215.5	151.0	-1636.3	73.7	CFC_1000	
58	P3 Lower Neck Fy	N	628.9	68.6	-27.7	118.5	CFC_1000	
59	P3 Lower Neck Fz	N	788.7	48.7	-580.4	75.8	CFC_1000	
60	P3 Lower Neck F Resultant	N	1796.8	74.0	0.1	-13.4	CFC_1000	
61	P3 Lower Neck Mx	N-m	56.9	68.0	-8.3	118.2	CFC_600	
62	P3 Lower Neck My	N-m	169.6	76.8	-15.3	151.8	CFC_600	
63	P3 Lower Neck Mz	N-m	17.0	68.4	-3.2	118.6	CFC_600	
64	P3 Lower Neck M Resultant	N-m	179.3	69.8	0.0	-7.6	CFC_600	
65	P3 Chest x	g	8.1	144.3	-41.0	39.9	CFC_180	
66	P3 Chest y	g	9.5	46.6	-3.8	148.1	CFC_180	
67	P3 Chest z	g	10.5	73.2	-13.9	56.2	CFC_180	
68	P3 Chest Resultant	g	42.1	39.9	0.0	-10.3	CFC_180	
69	P3 Pelvic x	g	15.9	106.6	-39.8	40.5	CFC_1000	
70	P3 Pelvic y	g	3.4	140.0	-8.1	63.1	CFC_1000	
71	P3 Pelvic z	g	5.1	124.0	-32.0	50.1	CFC_1000	
72	P3 Pelvic Resultant	g	47.1	41.3	0.0	-4.4	CFC_1000	
73	P3 Head Red z	g	80.7	69.8	-10.8	170.5	CFC_1000	
74	P3 Chest Compression	mm	0.0	-19.1	-40.5	62.1	CFC_600	
75	P3 Upper Neck Mocy	N-m	35.8	70.8	-19.4	43.4	CFC_600	

FACILITY: HYGE SLED

DATE: August 13, 2003

TEST#: 08-3-30

TITLE: Sled Test NCAP SLED 08-3-30

CHN	NAME	Unit	Max	msec	Min	msec	Filt	Comment
76	P4 Head x	g	15.9	188.5	-30.1	87.1	CFC_1000	
77	P4 Head y	g	2.6	188.1	-7.2	82.4	CFC_1000	
78	P4 Head z	g	47.3	59.4	-0.1	-1.9	CFC_1000	
79	P4 Head Resultant	g	52.6	59.4	0.0	-5.4	CFC_1000	
80	P4 Upper Neck Fx	N	51.0	162.4	-566.7	61.5	CFC_1000	
81	P4 Upper Neck Fy	N	28.9	170.6	-215.2	74.3	CFC_1000	
82	P4 Upper Neck Fz	N	1539.8	68.6	-27.9	250.0	CFC_1000	
83	P4 Upper Neck F Resultant	N	1616.3	59.2	0.1	3.3	CFC_1000	
84	P4 Upper Neck Mx	N-m	3.0	74.9	-7.7	62.6	CFC_600	
85	P4 Upper Neck My	N-m	28.0	81.3	-28.9	46.2	CFC_600	
86	P4 Upper Neck Mz	N-m	7.2	77.7	-5.2	50.4	CFC_600	
87	P4 Upper Neck M Resultant	N-m	29.3	46.3	0.0	-9.5	CFC_600	
88	P4 Chest x	g	5.5	142.5	-44.3	44.4	CFC_180	
89	P4 Chest y	g	2.6	126.0	-4.6	43.3	CFC_180	
90	P4 Chest z	g	5.4	205.4	-11.8	59.2	CFC_180	
91	P4 Chest Resultant	g	44.9	44.8	0.0	-11.4	CFC_180	
92	P4 Pelvic x	g	10.5	115.1	-42.0	39.0	CFC_1000	
93	P4 Pelvic y	g	4.7	38.1	-10.5	63.8	CFC_1000	
94	P4 Pelvic z	g	18.5	53.3	-6.7	218.3	CFC_1000	
95	P4 Pelvic Resultant	g	42.2	39.0	0.0	-14.1	CFC_1000	
96	P4 Chest Compression	mm	0.0	-20.0	-42.2	57.1	CFC_600	
97	P4 Upper Neck Mocy	N-m	36.0	81.2	-20.3	44.5	CFC_600	

FACILITY: HYGE SLED

DATE: August 13, 2003

TEST#: 08-3-30

TITLE: Sled Test NCAP SLED 08-3-30

Version 5.00

=====

P3 HIC(36 ms): 636.5

t1: 45.8 msec

t2: 81.8 msec

Duration: 36.0 msec

Average Acceleration: 50.0 g

Input channels: P3 Head x (2) CFC_1000

P3 Head y (3) CFC_1000

P3 Head z (4) CFC_1000

P3 UP NECK Fx: Max: 110.9 N 151.9 msec

Min: -1251.8 N 74.5 msec

Input channel: P3 Upper Neck Fx (6) CFC_1000

P3 UP NECK Fz: Max: 1646.7 N 73.4 msec

Min: -3.5 N 249.9 msec

Input channel: P3 Upper Neck Fz (8) CFC_1000

P3 UP NECK Mocy (3YO Child OOP)

Max: 35.8 N-m 70.8 msec

Min: -19.4 N-m 43.4 msec

Input channels: P3 Upper Neck Fx (6) CFC_600

P3 Upper Neck My (10) CFC_600

Docy: 0

P3 UP NECK Nij (3YO Child OOP)

Ntf: 1.28 Nij 71.2 msec CVt: 2120 CVf: 68

Nte: 1.10 Nij 43.7 msec CVt: 2120 CVe: 27

Ncf: 0.00 Nij -17.3 msec CVc: 2120 CVf: 68

Nce: 0.04 Nij 250.0 msec CVc: 2120 CVe: 27

Input channels: P3 Upper Neck Fz (8) CFC_600

P3 Upper Neck Mocy [N-m, CFC_600] (87)

FACILITY: HYGE SLED
TEST#: 08-3-30
TITLE: Sled Test NCAP SLED 08-3-30
Version 5.00

DATE: August 13, 2003

=====

P3 CLIP(3 ms): 41.3 g
t1: 38.5 msec
t2: 41.5 msec
Duration: 3.0 msec

P3 CSI: 280.8
Input channels: P3 Chest x (18) CFC_180
P3 Chest y (19) CFC_180
P3 Chest z (20) CFC_180

P3 CHEST DISP: Max: 0.0 mm -19.1 msec
Min: -40.5 mm 62.1 msec
Input channel: P3 Chest Compression (21) CFC_600

=====

P3 HIC(15 ms): 329.8
t1: 55.9 msec
t2: 70.9 msec
Duration: 15.0 msec
Average Acceleration: 54.6 g
Input channels: P3 Head x (2) CFC_1000
P3 Head y (3) CFC_1000
P3 Head z (4) CFC_1000

=====

FACILITY: HYGE SLED

DATE: August 13, 2003

TEST#: 08-3-30

TITLE: Sled Test NCAP SLED 08-3-30

Version 5.00

=====

P4 HIC(36 ms): 525.1

t1: 43.7 msec

t2: 79.7 msec

Duration: 36.0 msec

Average Acceleration: 46.3 g

Input channels: P4 Head x (25) CFC_1000

P4 Head y (26) CFC_1000

P4 Head z (27) CFC_1000

P4 UP NECK Fx: Max: 51.0 N 162.4 msec

Min: -566.7 N 61.5 msec

Input channel: P4 Upper Neck Fx (28) CFC_1000

P4 UP NECK Fz: Max: 1539.8 N 68.6 msec

Min: -27.9 N 250.0 msec

Input channel: P4 Upper Neck Fz (30) CFC_1000

P4 UP NECK Mocy (6YO Child OOP)

Max: 36.0 N-m 81.2 msec

Min: -20.3 N-m 44.5 msec

Input channels: P4 Upper Neck Fx (28) CFC_600

P4 Upper Neck My (32) CFC_600

Docy: 0.01778

P4 UP NECK Nij (6YO Child OOP)

Ntf: 0.84 Nij 82.3 msec CVt: 2880 CVf: 93

Nte: 0.94 Nij 47.4 msec CVt: 2880 CVe: 37

Ncf: 0.00 Nij -20.0 msec CVc: 2880 CVf: 93

Nce: 0.27 Nij 237.9 msec CVc: 2880 CVe: 37

Input channels: P4 Upper Neck Fz (30) CFC_600

P4 Upper Neck Mocy [N-m, CFC_600] (93)

FACILITY: HYGE SLED
TEST#: 08-3-30
TITLE: Sled Test NCAP SLED 08-3-30
Version 5.00

DATE: August 13, 2003

=====

P4 CLIP(3 ms): 44.6 g
t1: 43.6 msec
t2: 46.6 msec
Duration: 3.0 msec

P4 CSI: 287.8
Input channels: P4 Chest x (34) CFC_180
P4 Chest y (35) CFC_180
P4 Chest z (36) CFC_180

P4 CHEST DISP: Max: 0.0 mm -20.0 msec
Min: -42.2 mm 57.1 msec
Input channel: P4 Chest Compression (37) CFC_600

=====

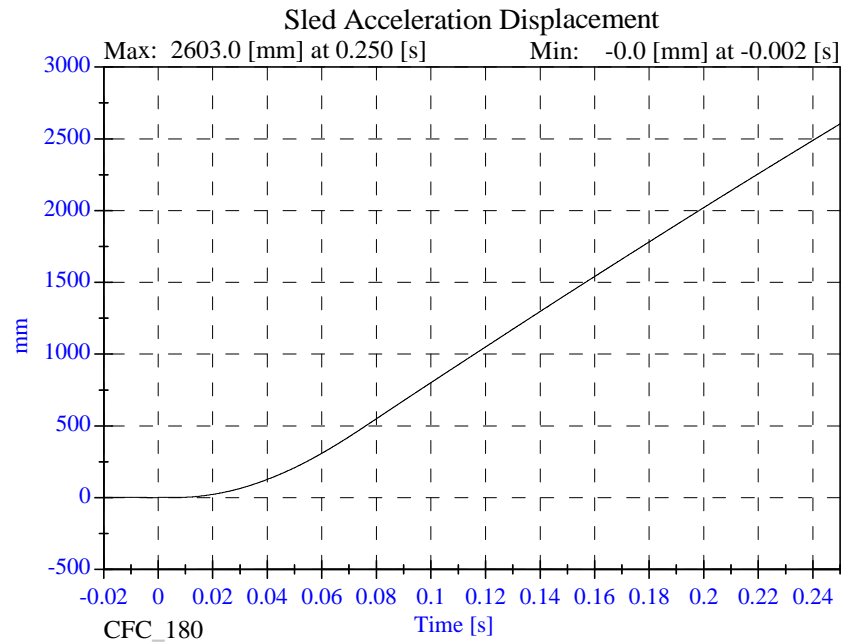
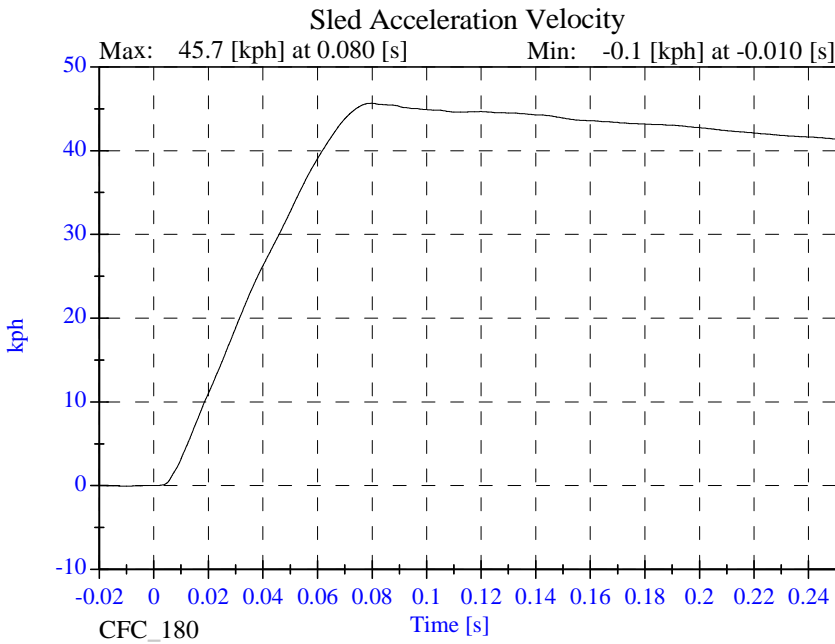
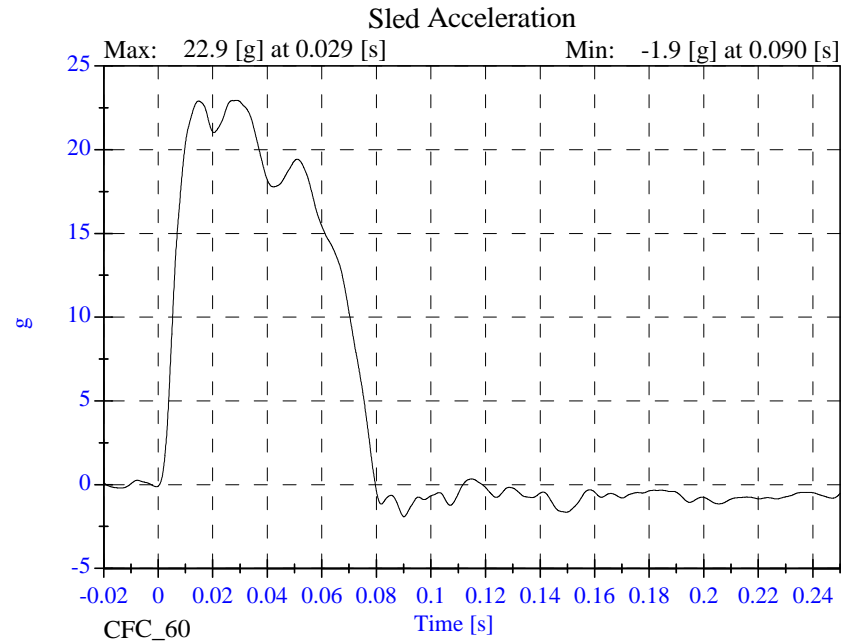
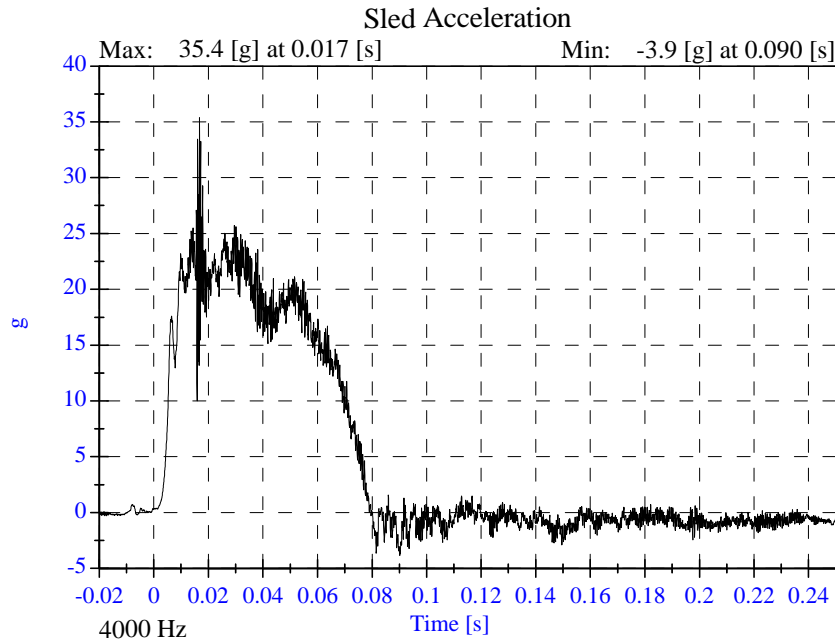
P4 HIC(15 ms): 273.2
t1: 51.9 msec
t2: 66.9 msec
Duration: 15.0 msec

Average Acceleration: 50.6 g
Input channels: P4 Head x (25) CFC_1000
P4 Head y (26) CFC_1000
P4 Head z (27) CFC_1000

=====

Sled Test NCAP SLED 08-3-30

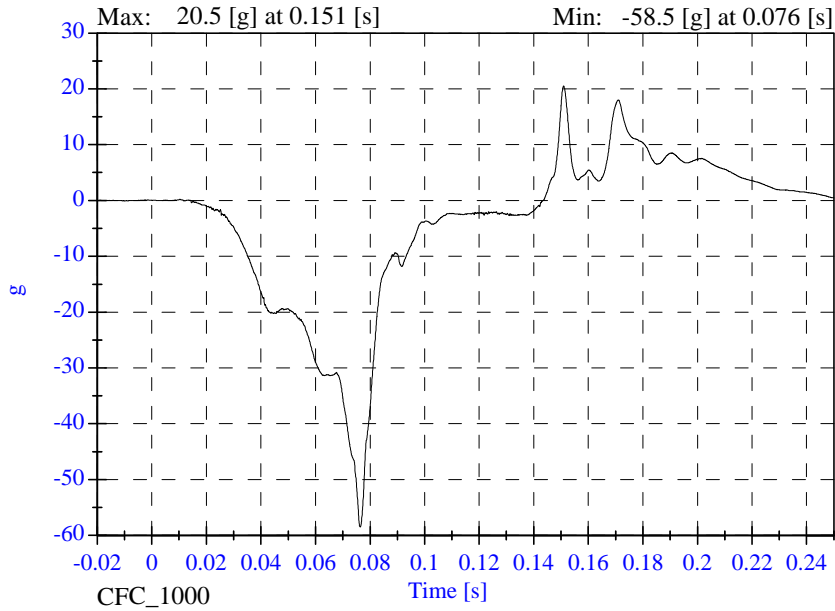
- August 13, 2003



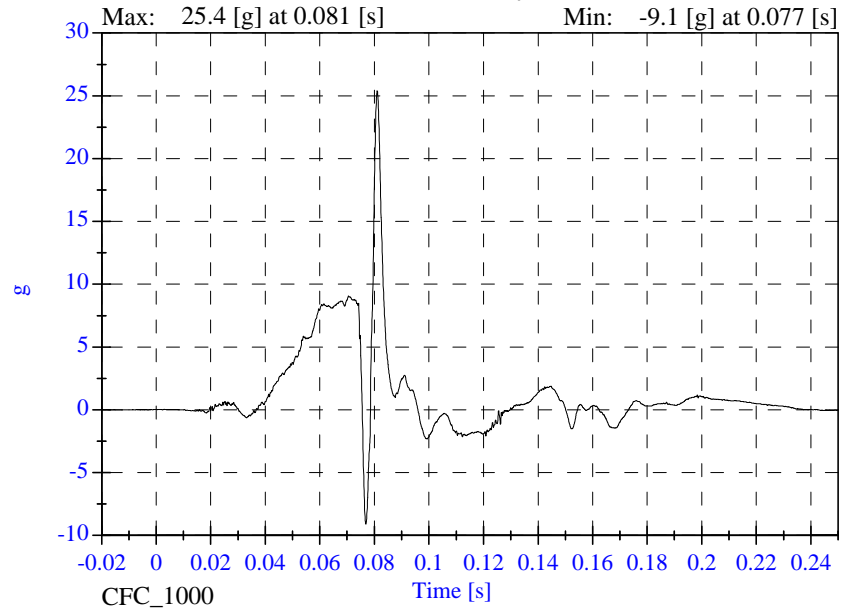
Sled Test NCAP SLED 08-3-30

- August 13, 2003

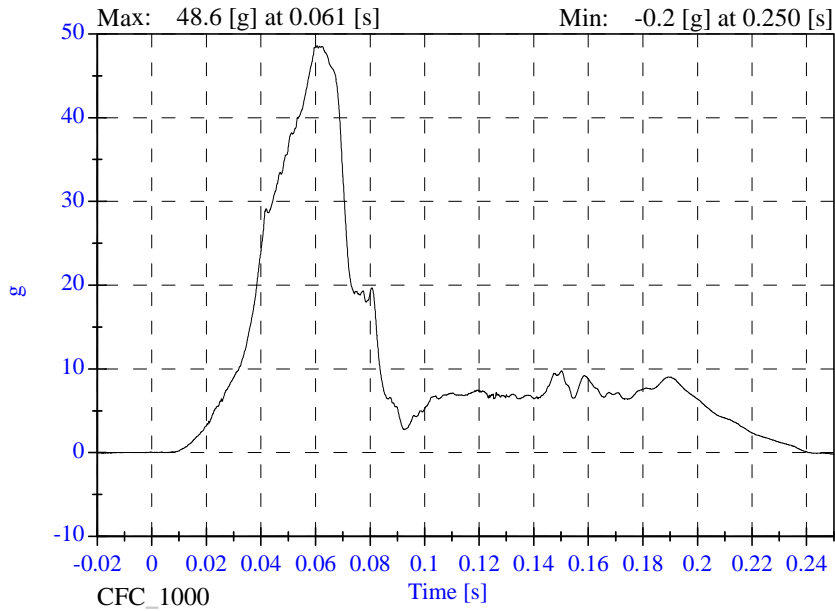
P3 Head x



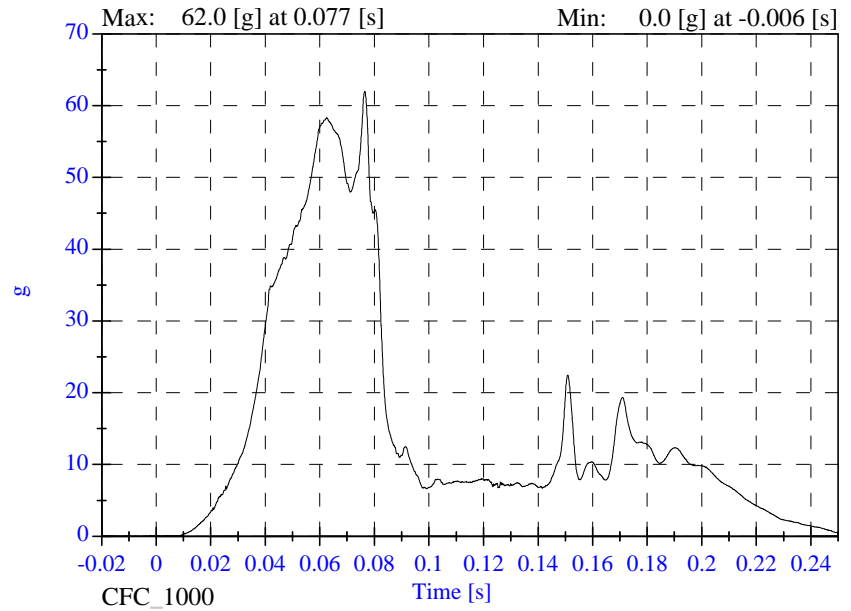
P3 Head y



P3 Head z

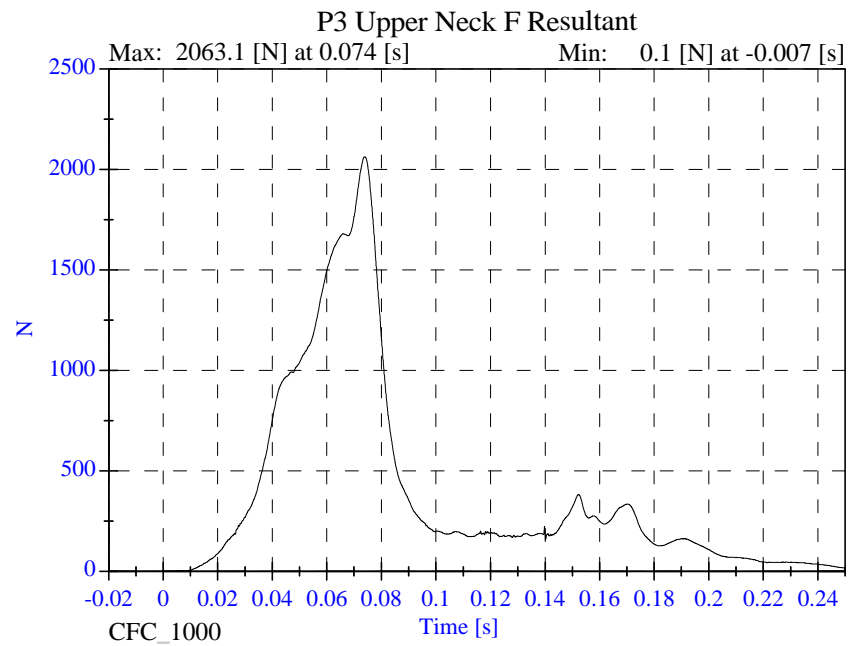
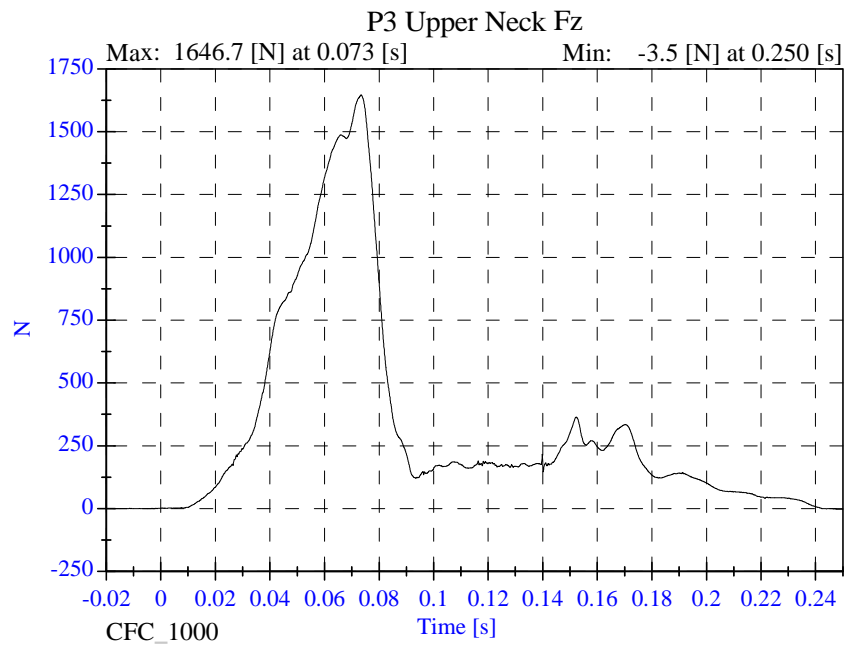
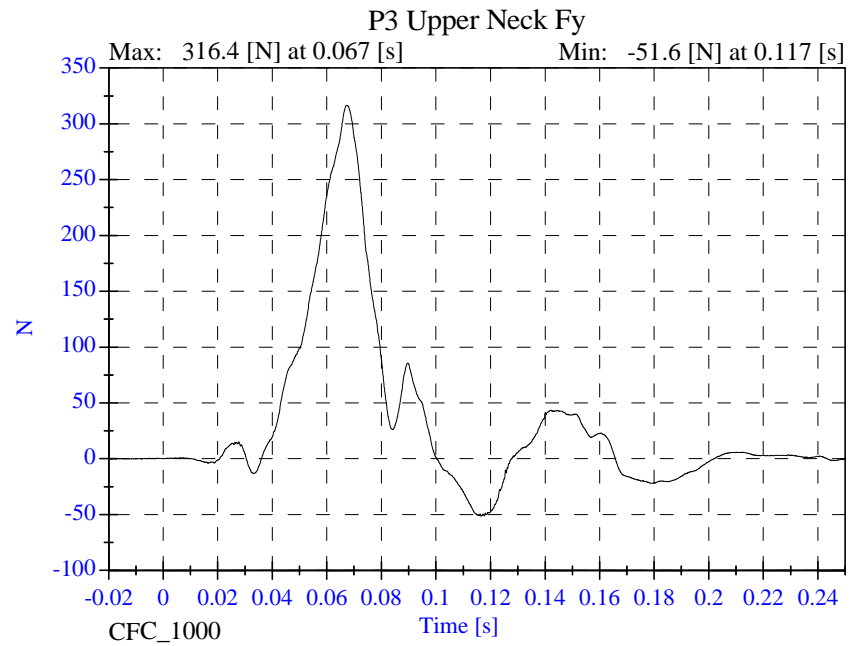
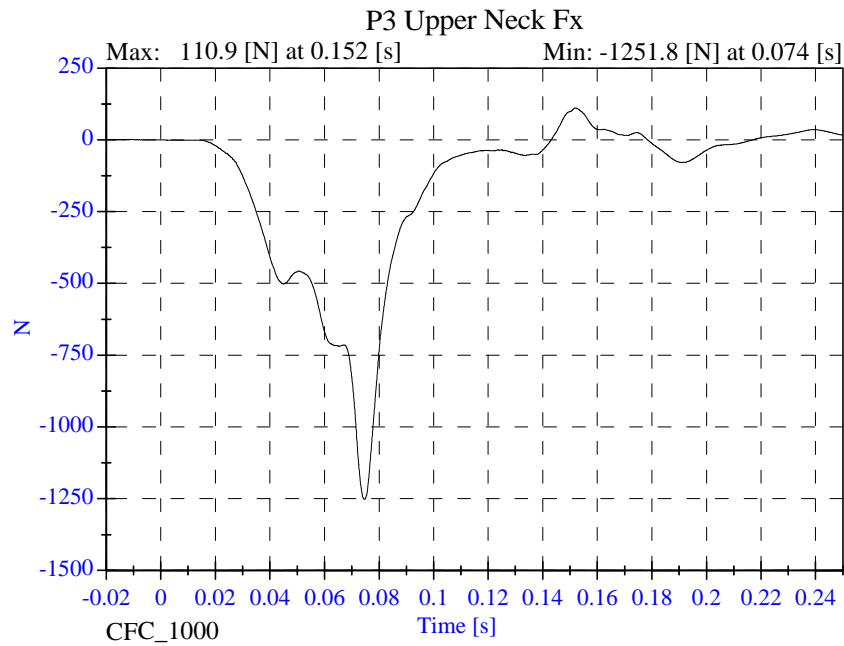


P3 Head Resultant



Sled Test NCAP SLED 08-3-30

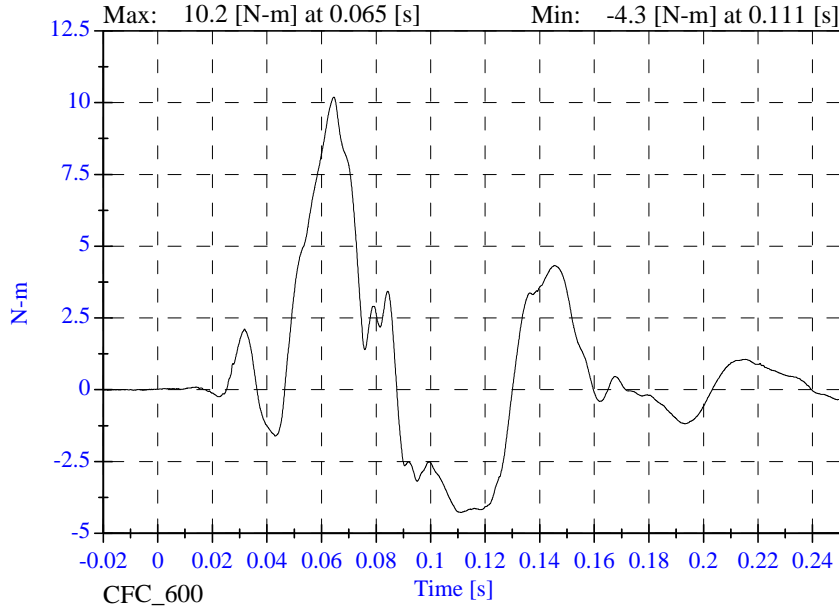
- August 13, 2003



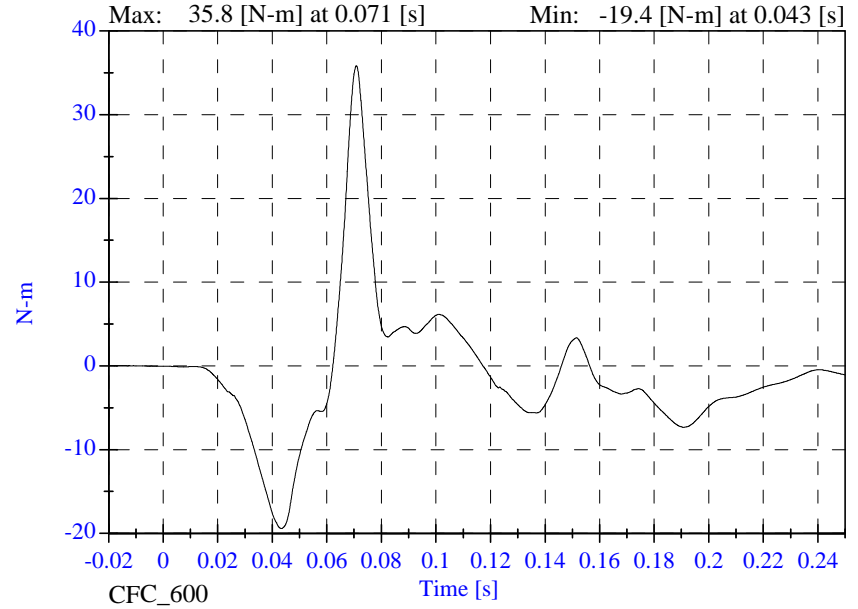
Sled Test NCAP SLED 08-3-30

- August 13, 2003

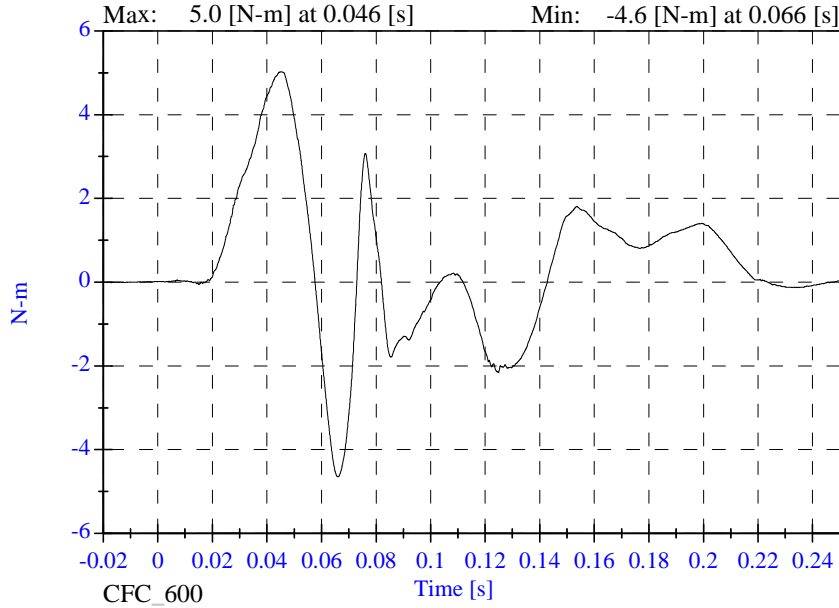
P3 Upper Neck Mx



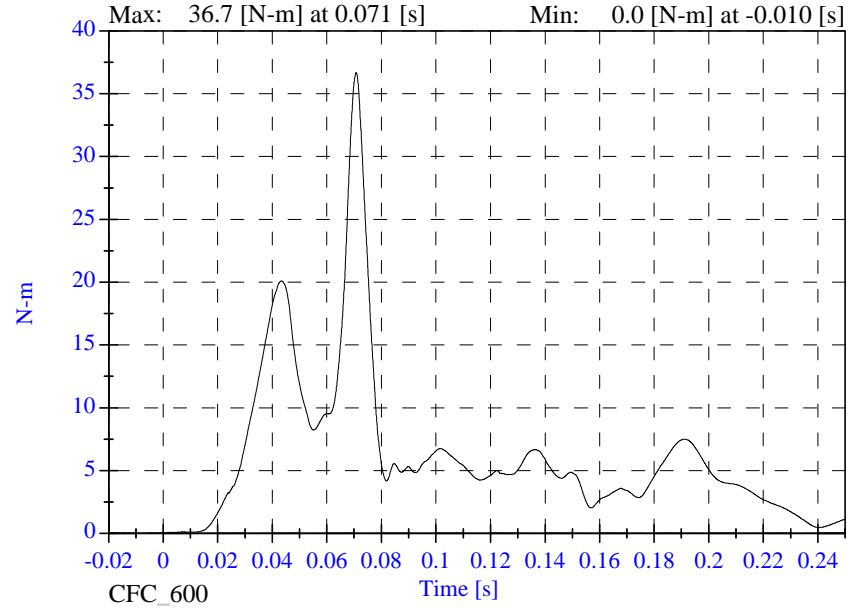
P3 Upper Neck My



P3 Upper Neck Mz

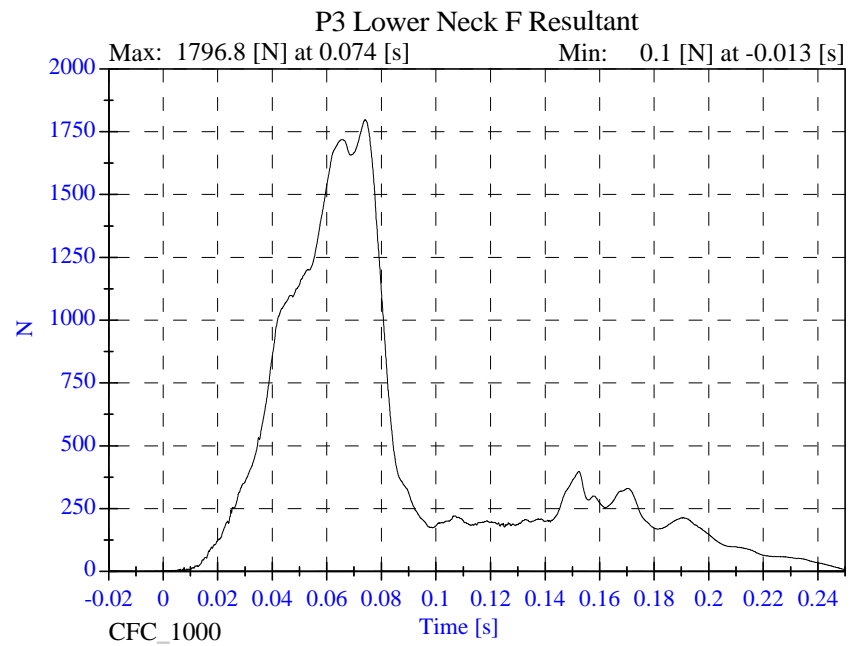
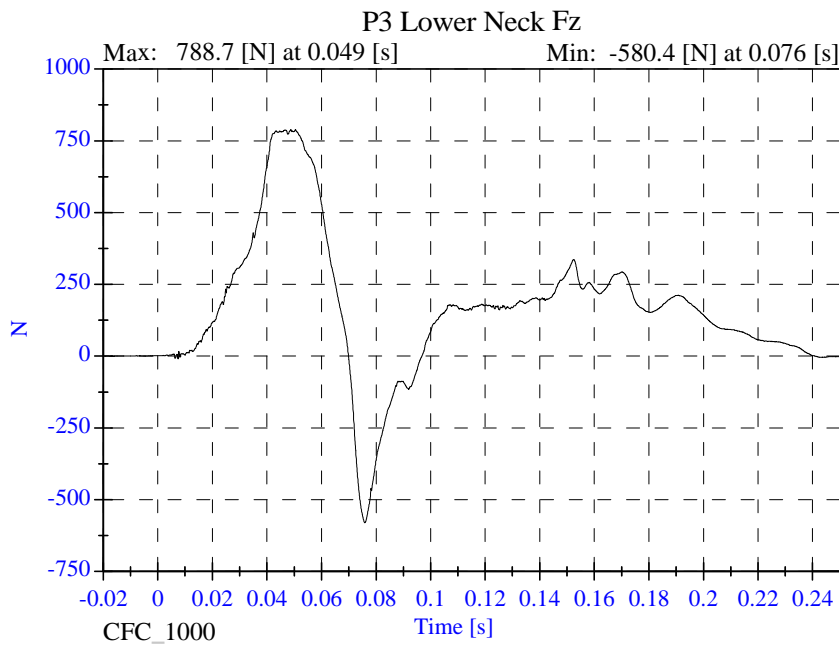
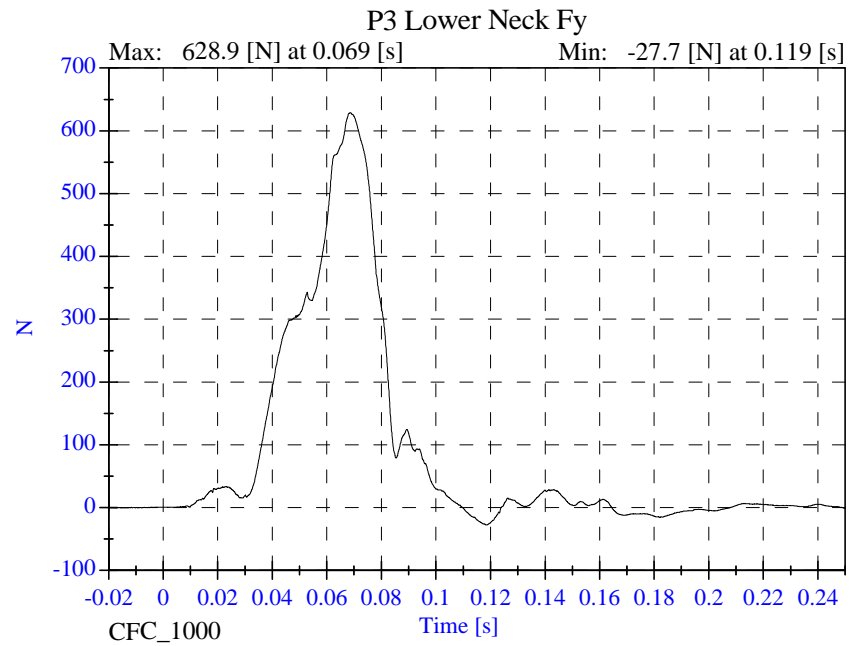
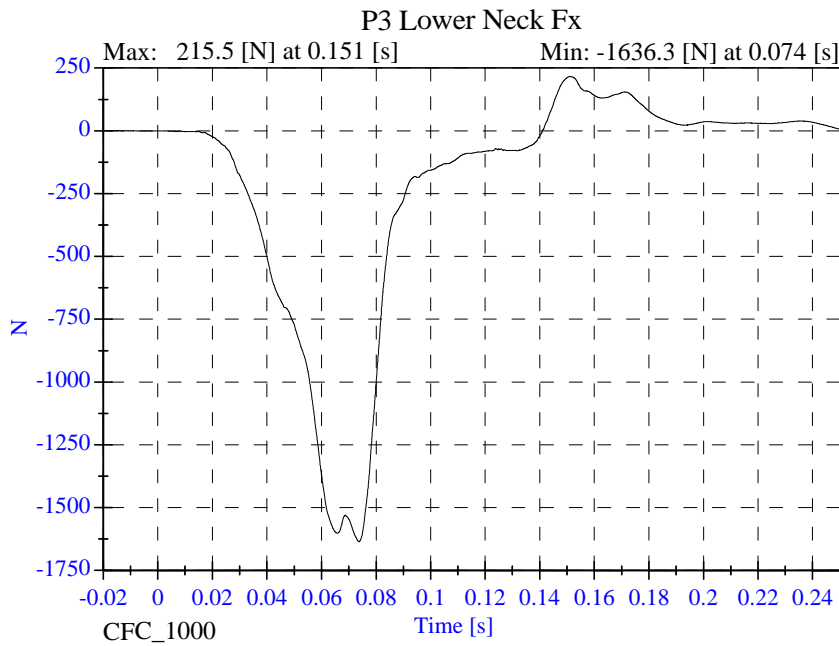


P3 Upper Neck M Resultant



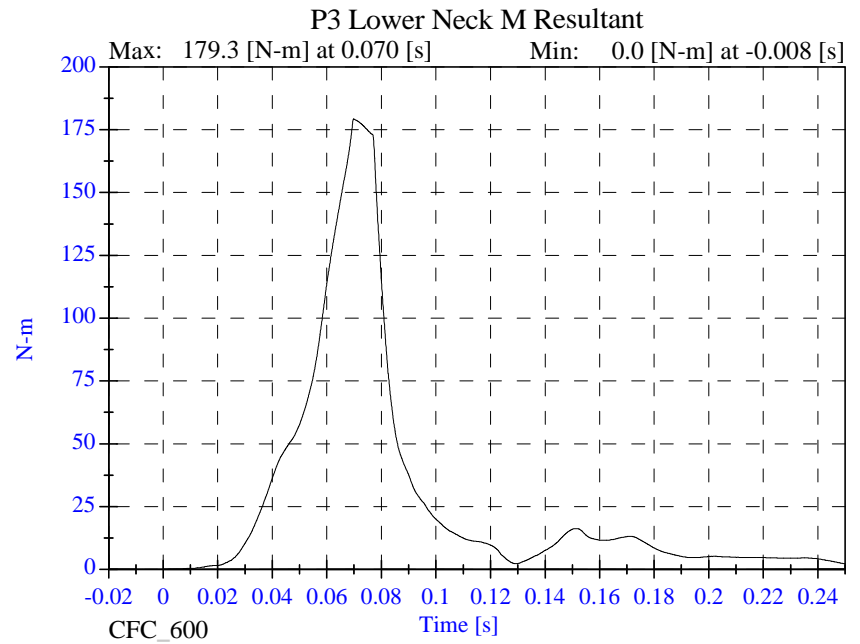
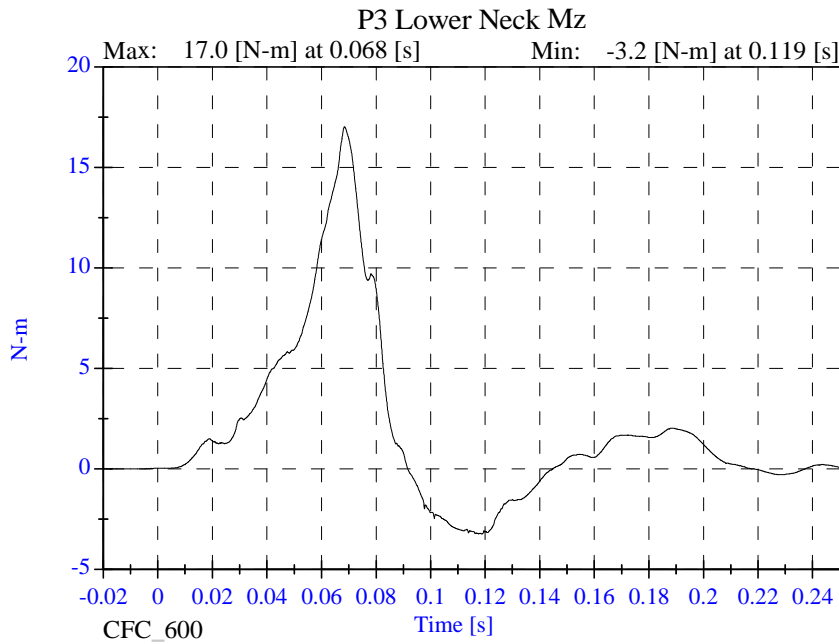
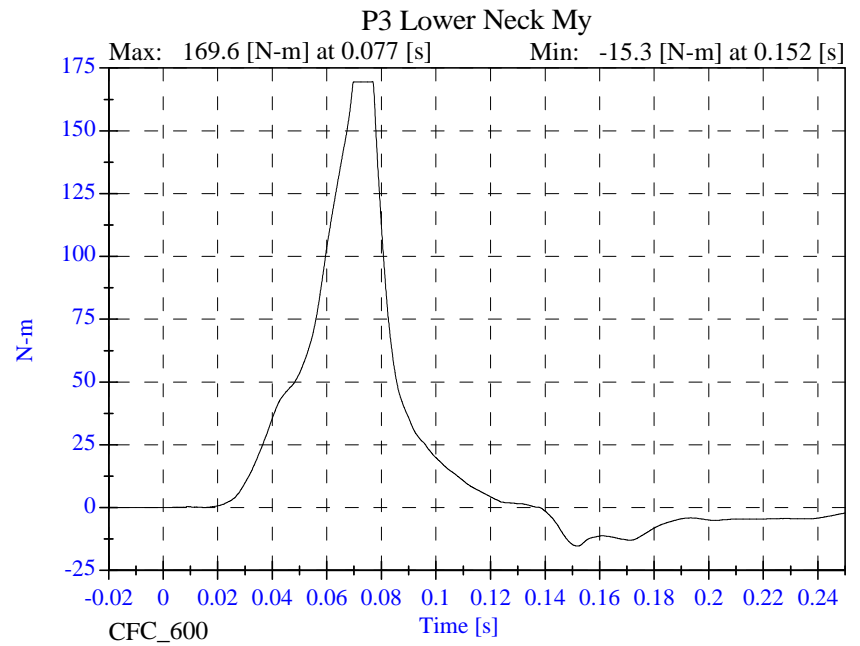
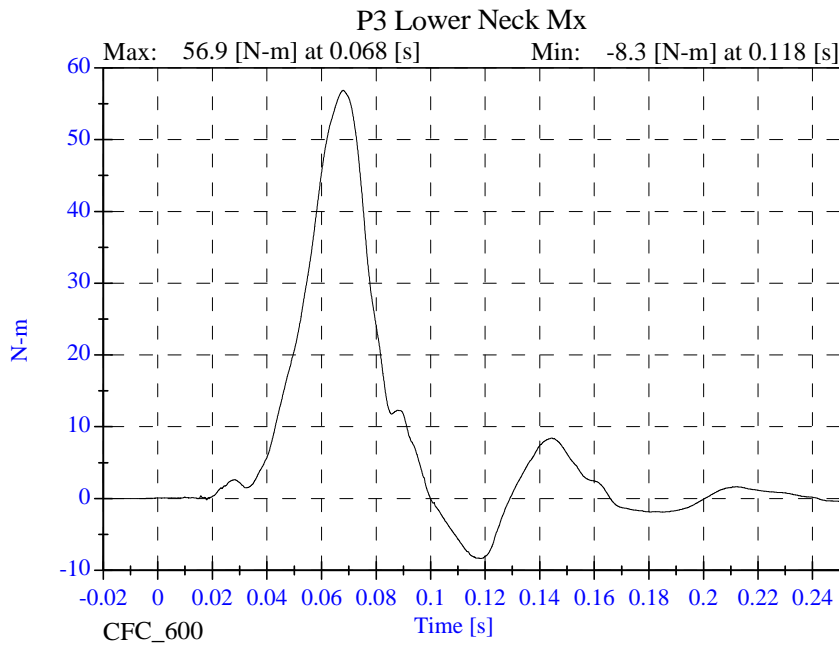
Sled Test NCAP SLED 08-3-30

- August 13, 2003



Sled Test NCAP SLED 08-3-30

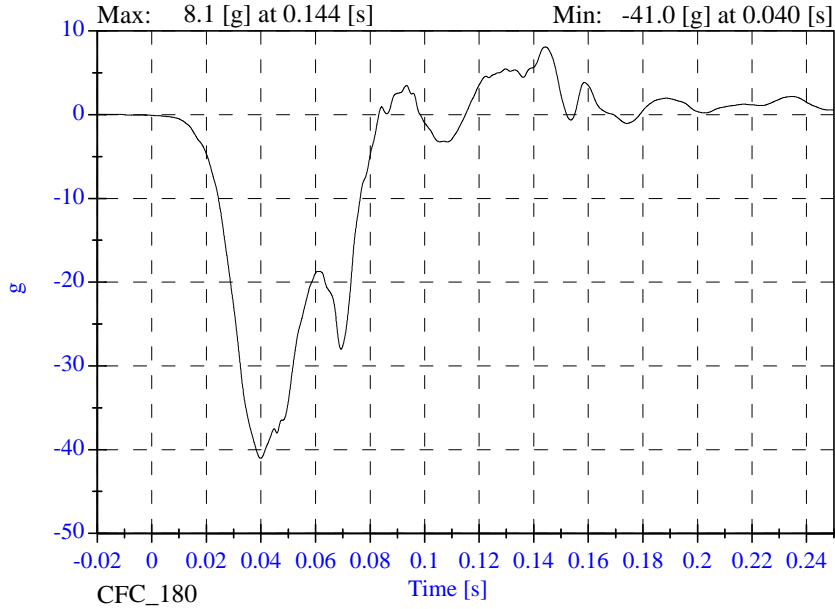
- August 13, 2003



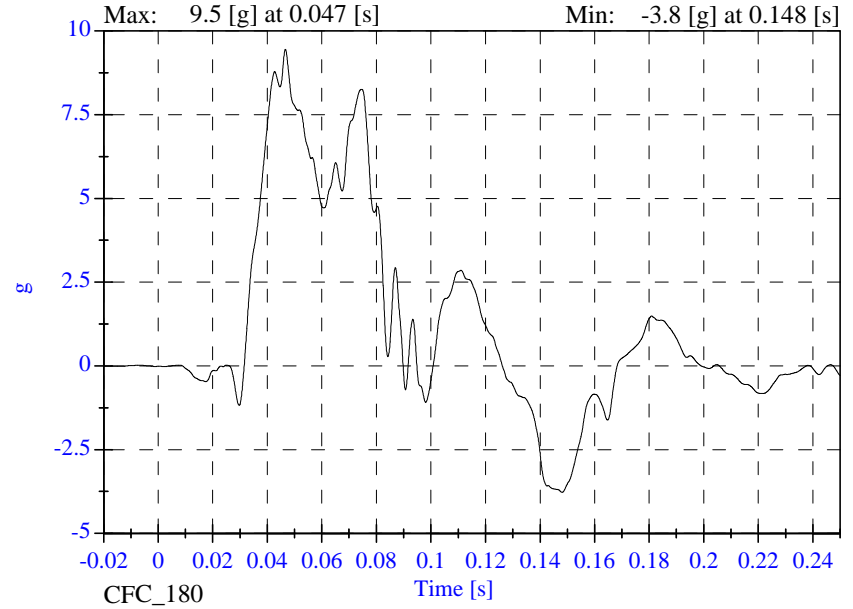
Sled Test NCAP SLED 08-3-30

- August 13, 2003

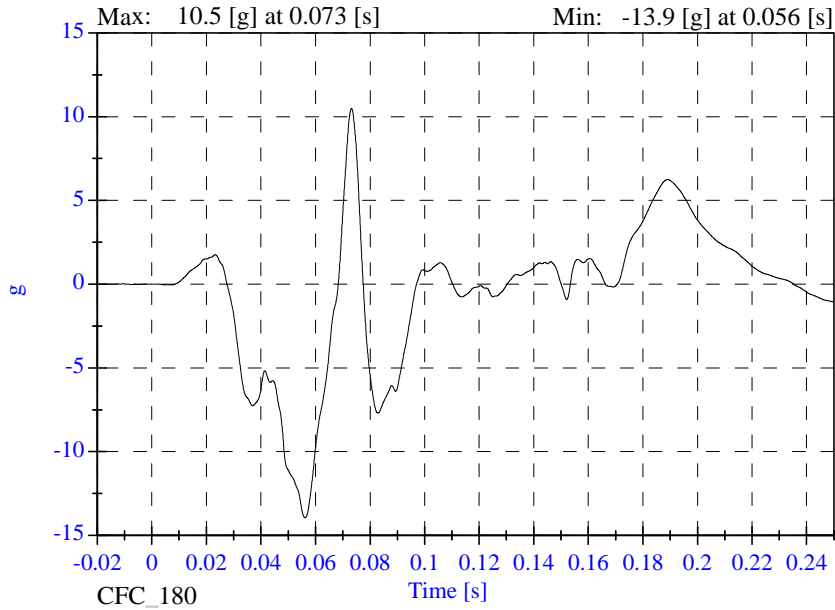
P3 Chest x



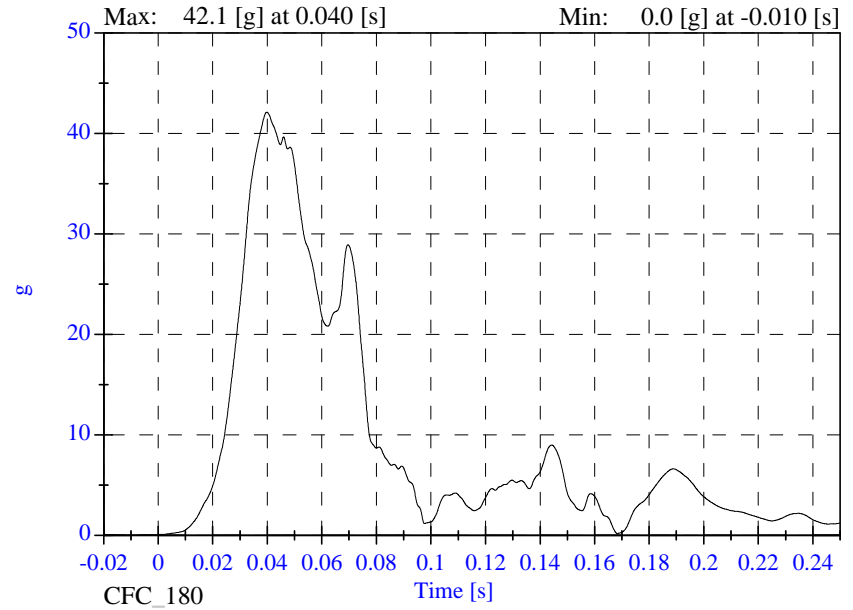
P3 Chest y



P3 Chest z



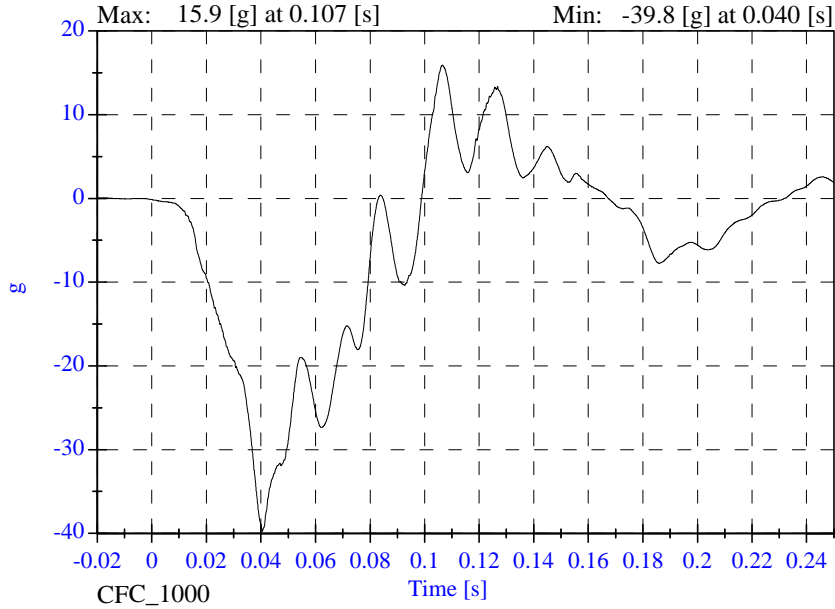
P3 Chest Resultant



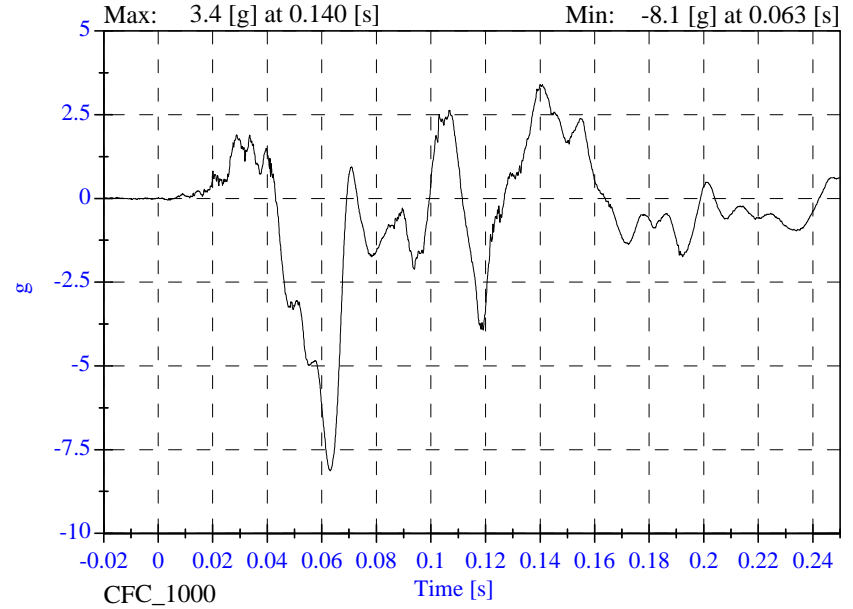
Sled Test NCAP SLED 08-3-30

- August 13, 2003

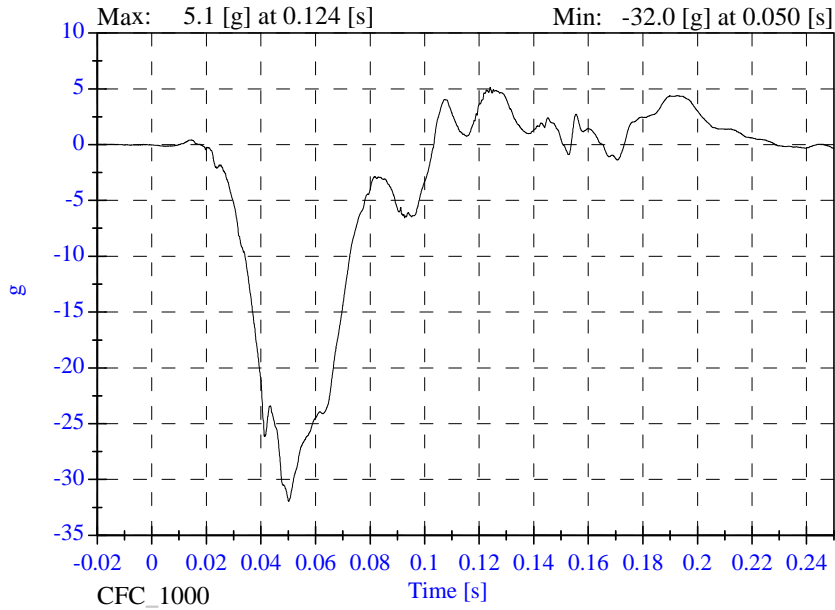
P3 Pelvic x



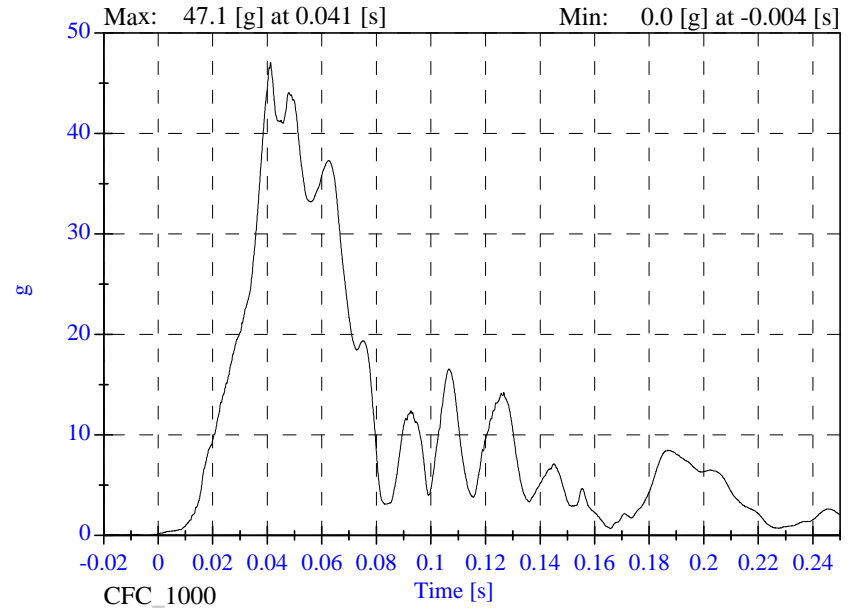
P3 Pelvic y



P3 Pelvic z



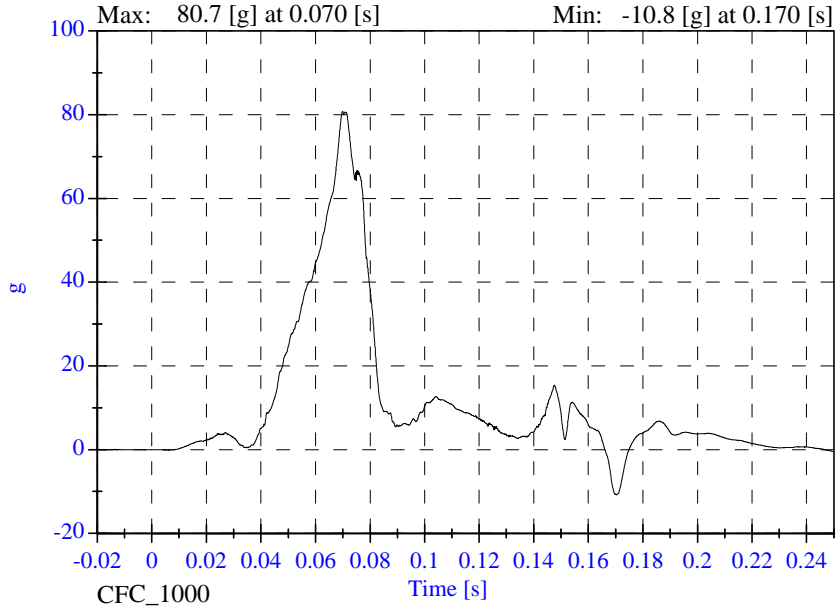
P3 Pelvic Resultant



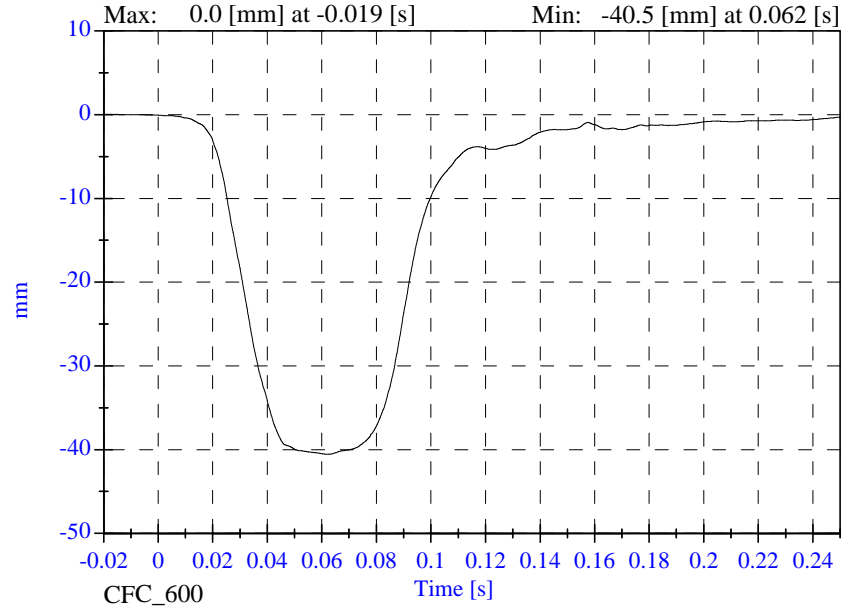
Sled Test NCAP SLED 08-3-30

- August 13, 2003

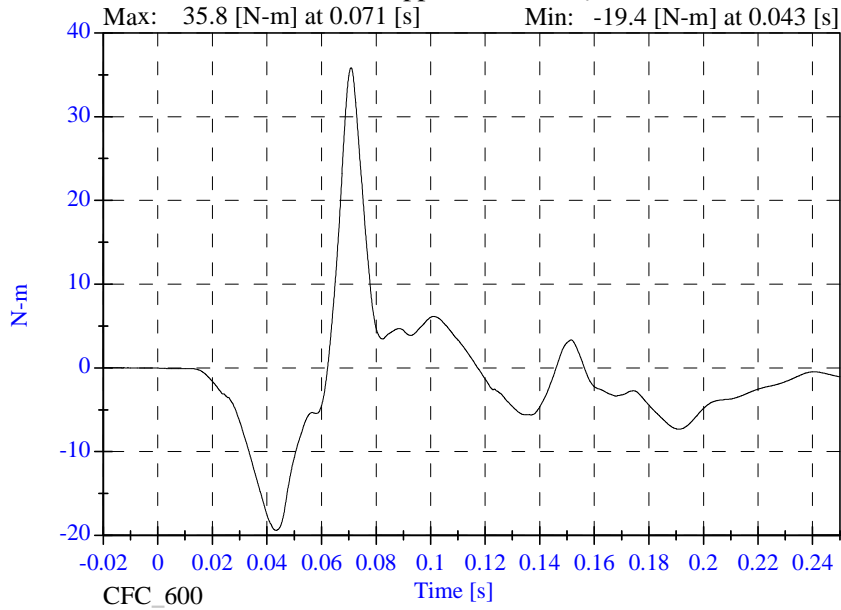
P3 Head Red z



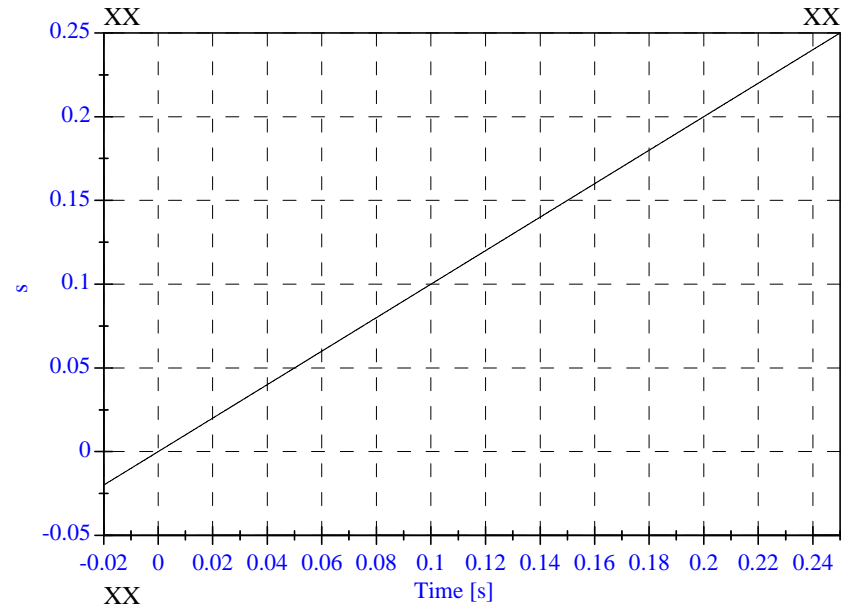
P3 Chest Compression



P3 Upper Neck Mocy

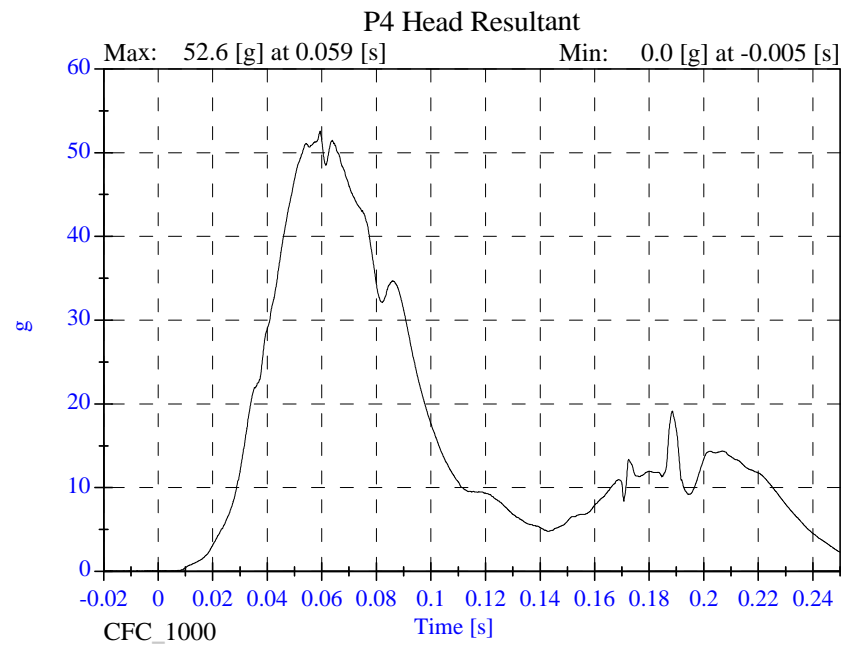
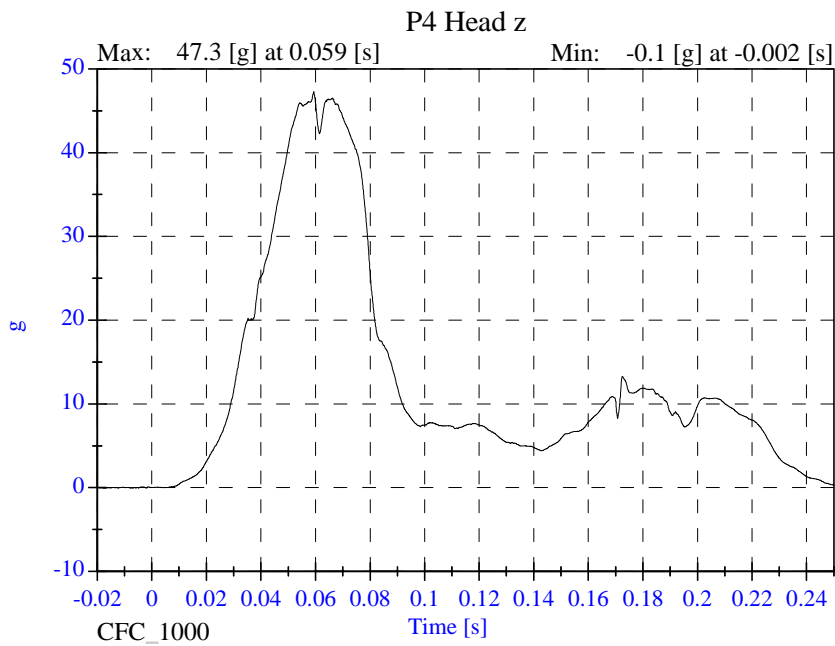
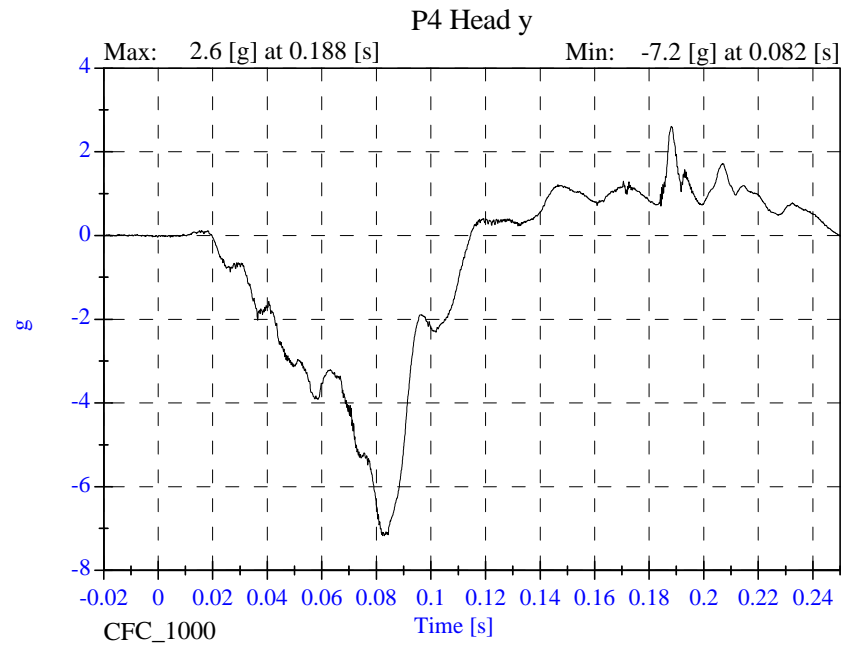
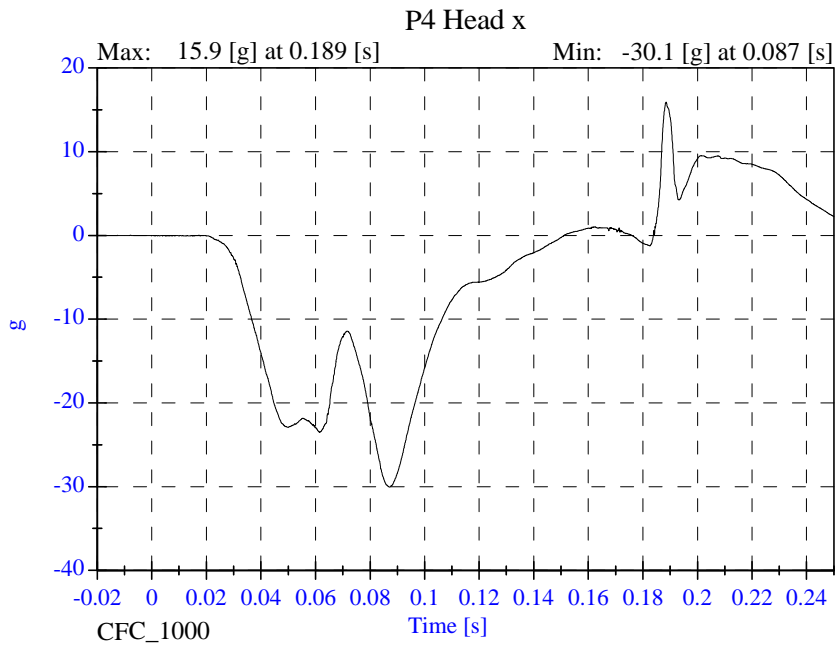


BLANK



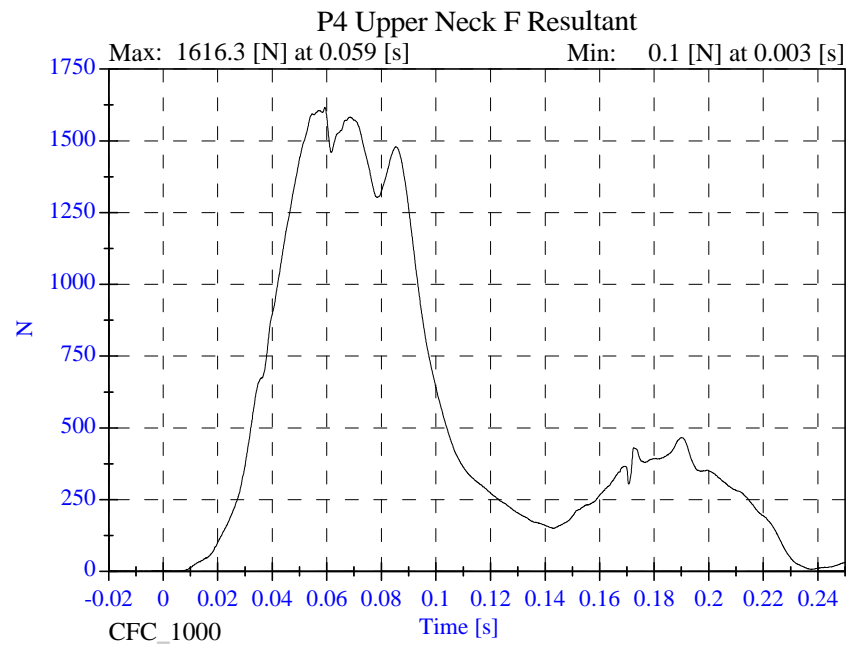
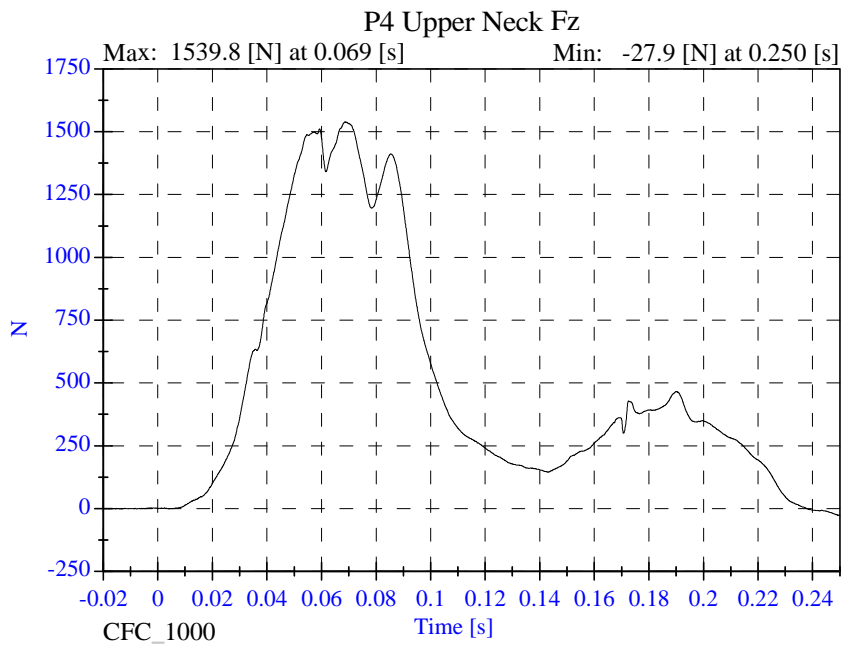
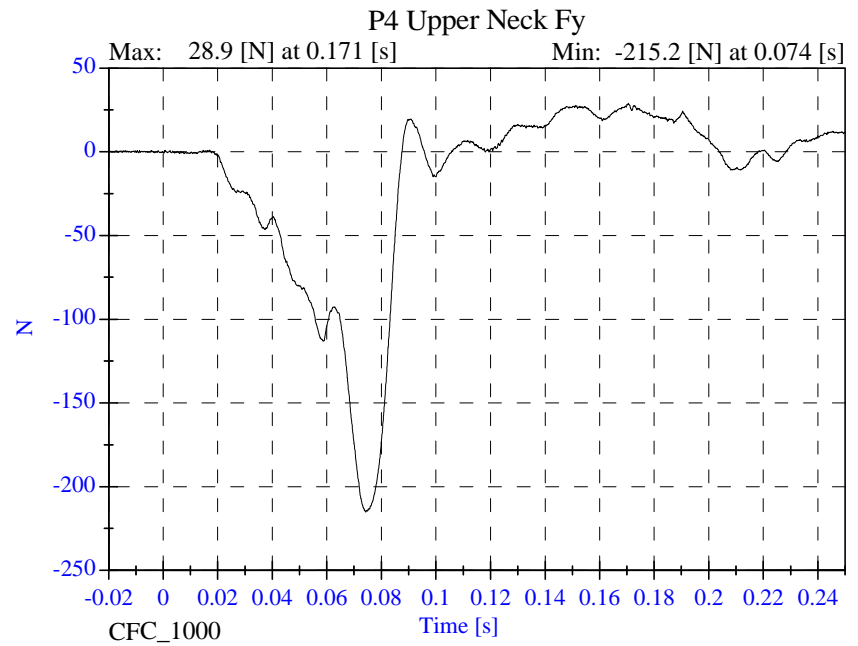
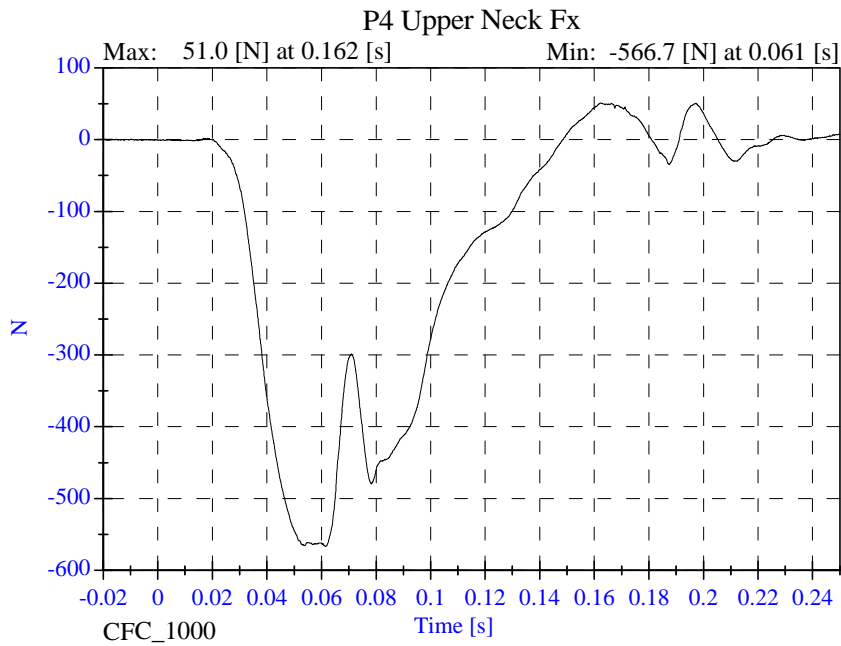
Sled Test NCAP SLED 08-3-30

- August 13, 2003



Sled Test NCAP SLED 08-3-30

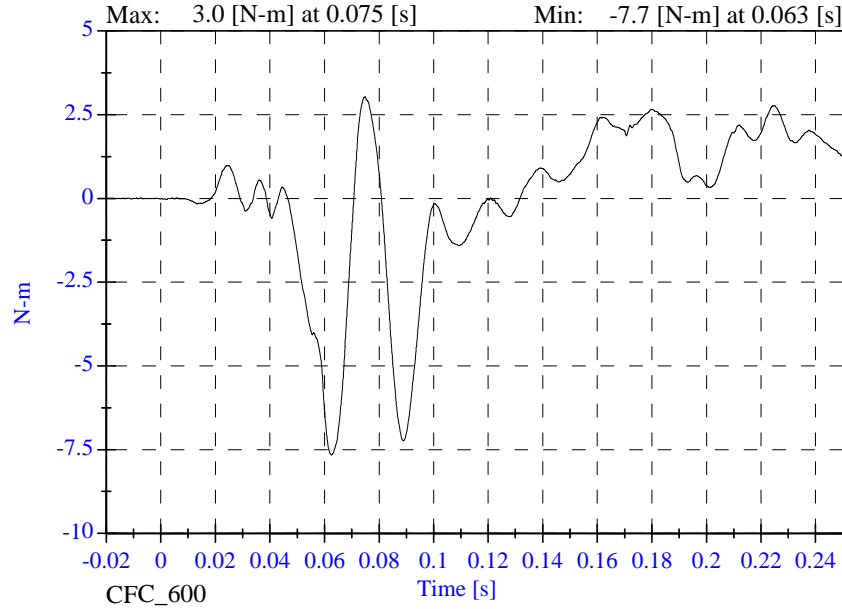
- August 13, 2003



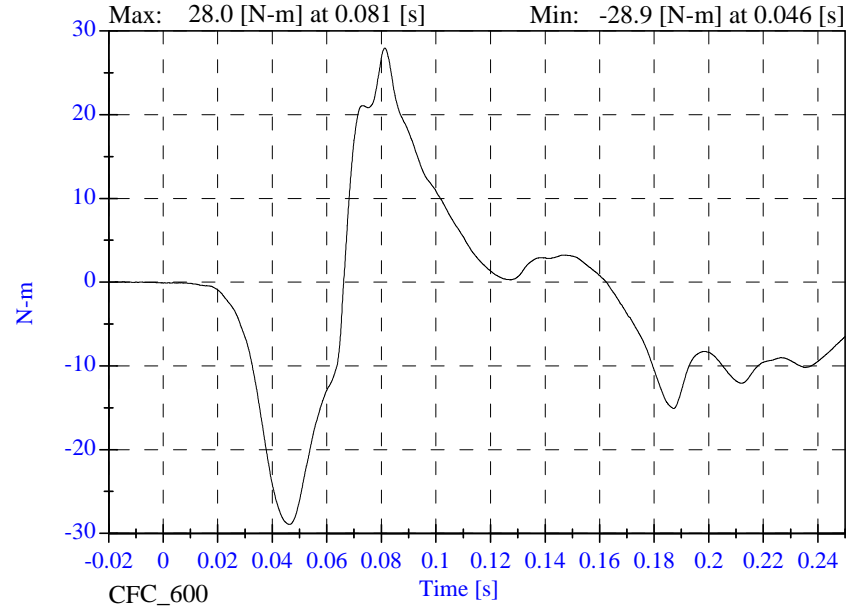
Sled Test NCAP SLED 08-3-30

- August 13, 2003

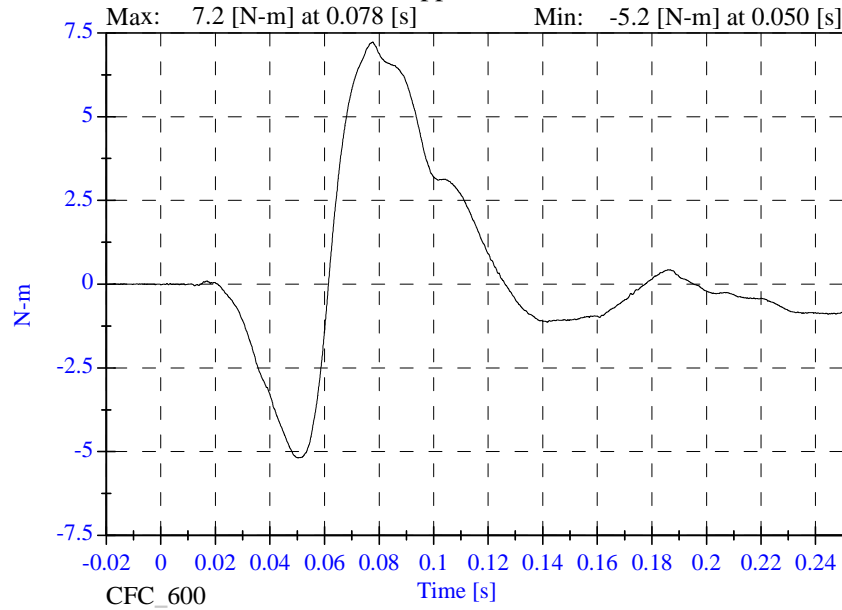
P4 Upper Neck Mx



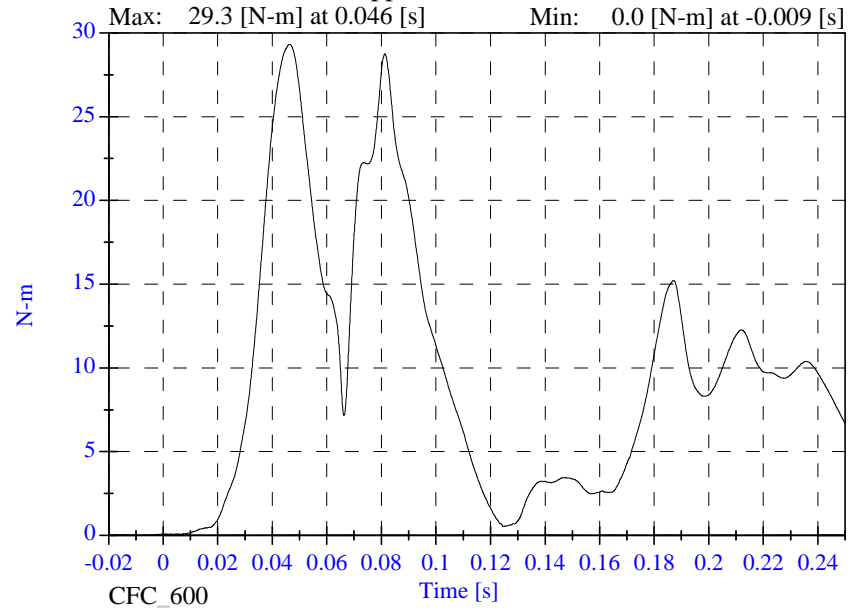
P4 Upper Neck My



P4 Upper Neck Mz



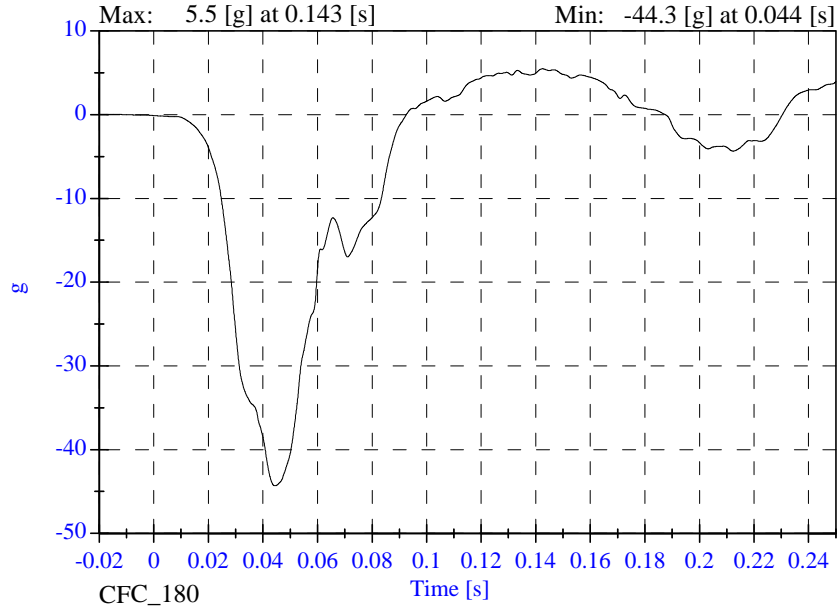
P4 Upper Neck M Resultant



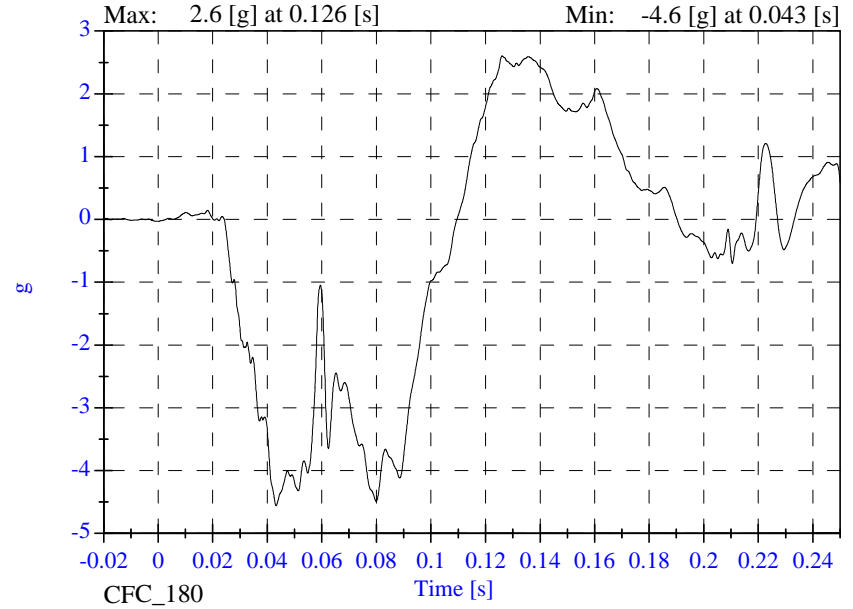
Sled Test NCAP SLED 08-3-30

- August 13, 2003

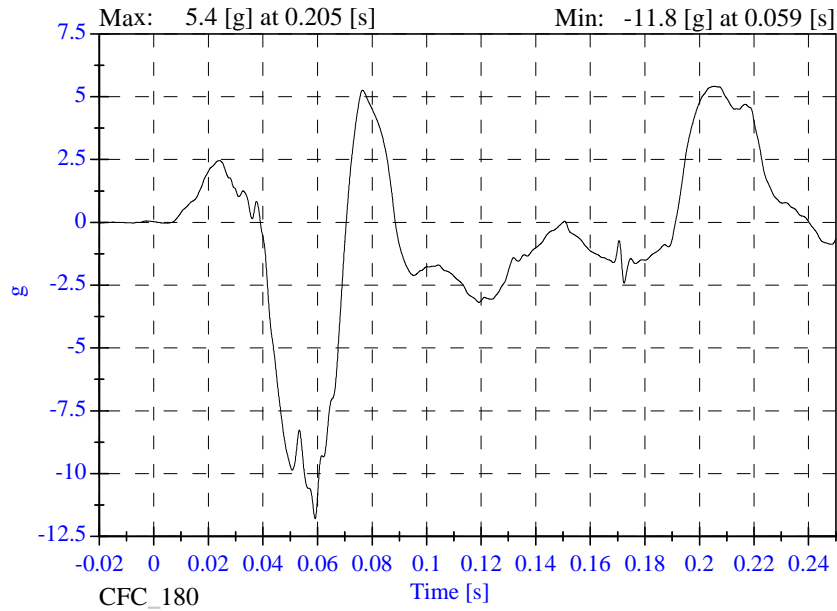
P4 Chest x



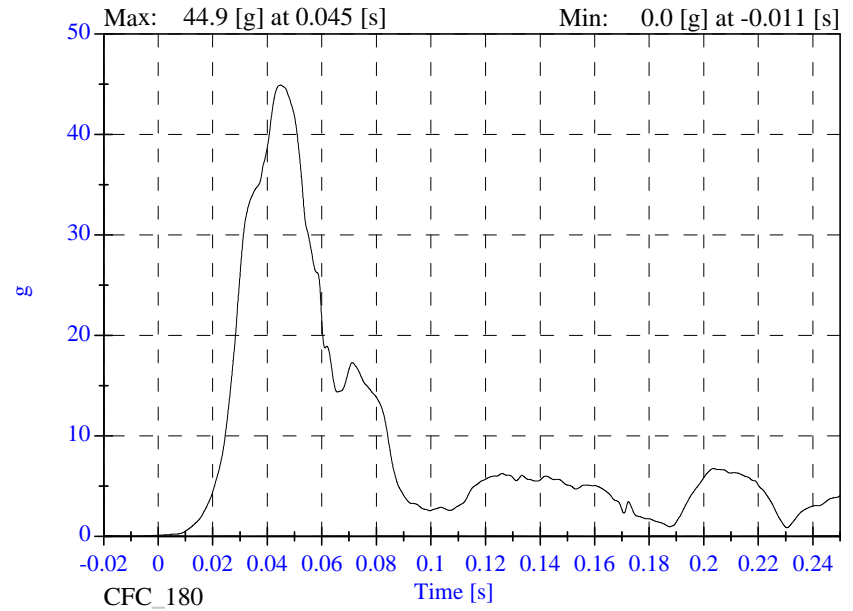
P4 Chest y



P4 Chest z

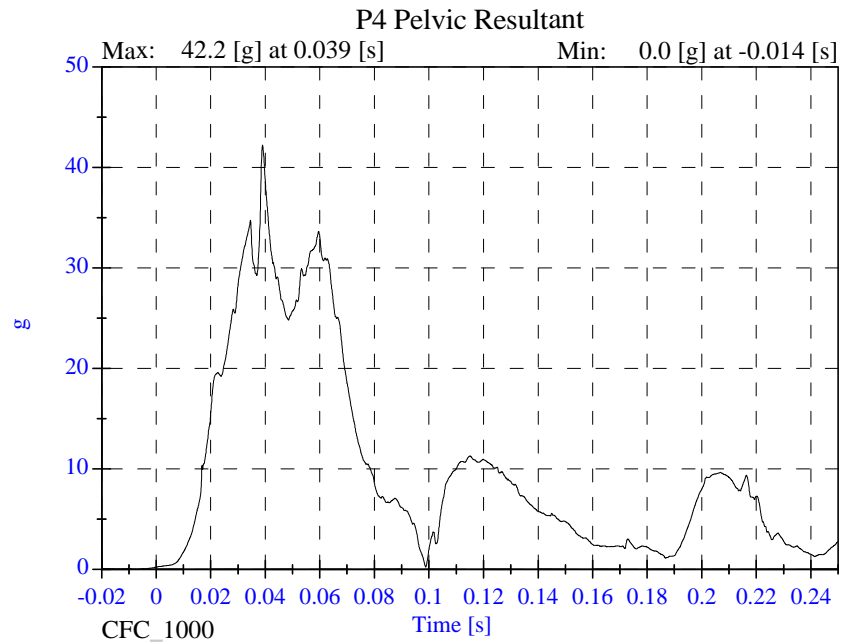
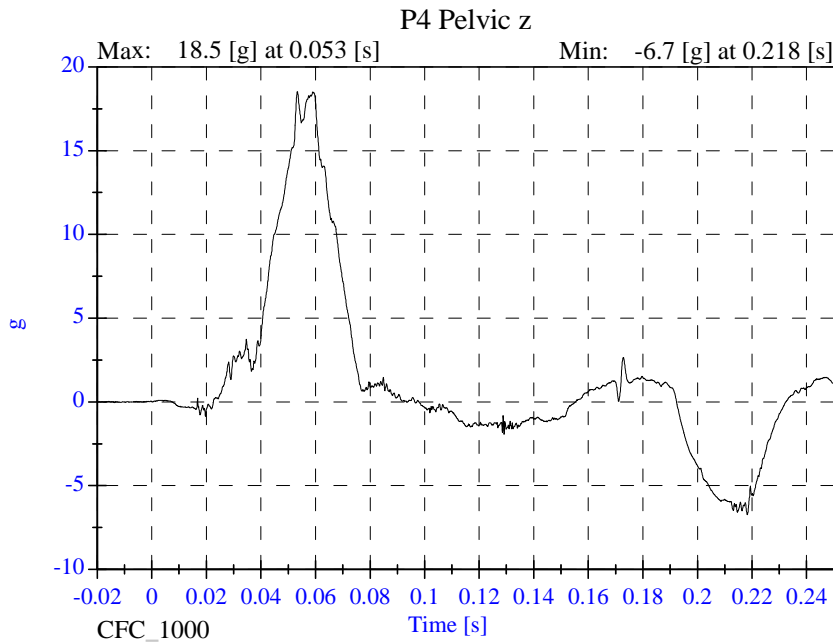
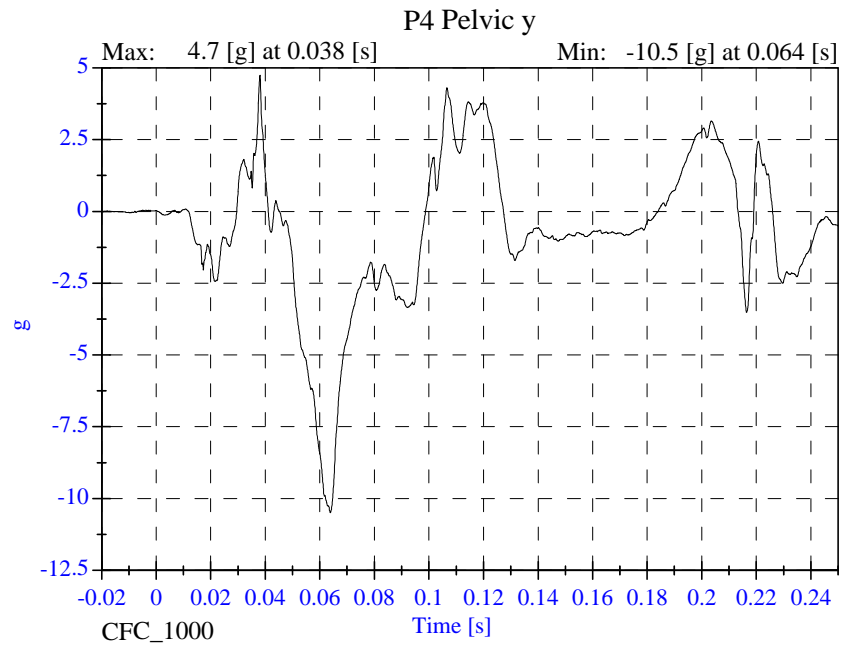
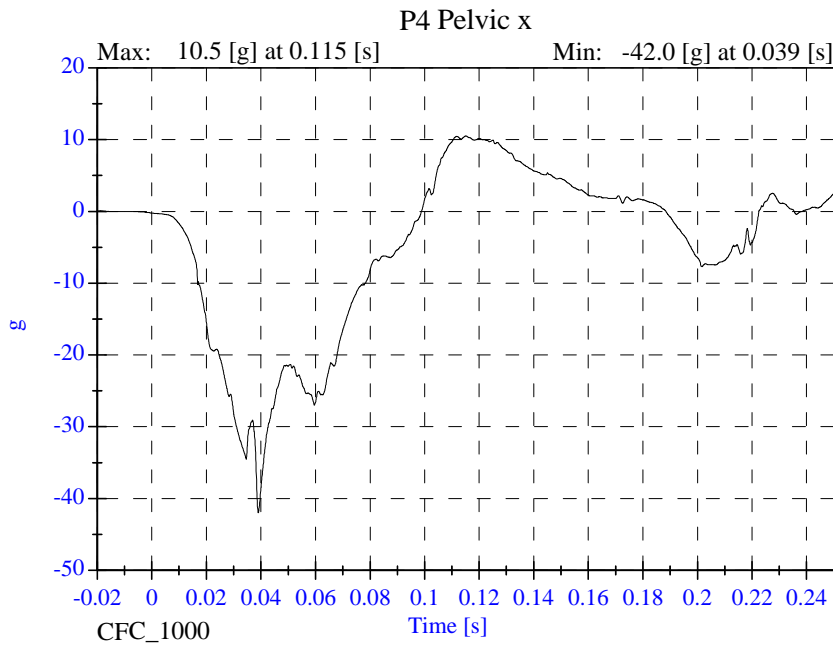


P4 Chest Resultant



Sled Test NCAP SLED 08-3-30

- August 13, 2003

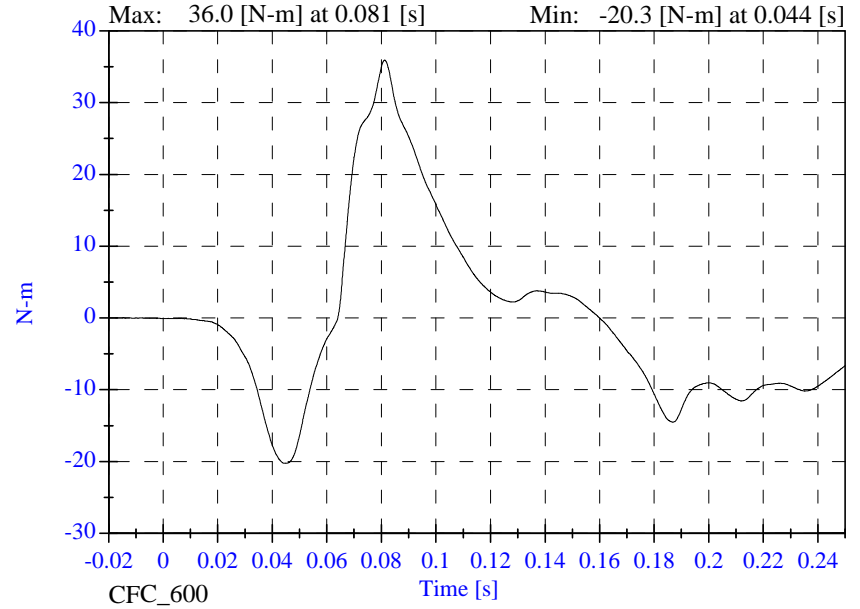
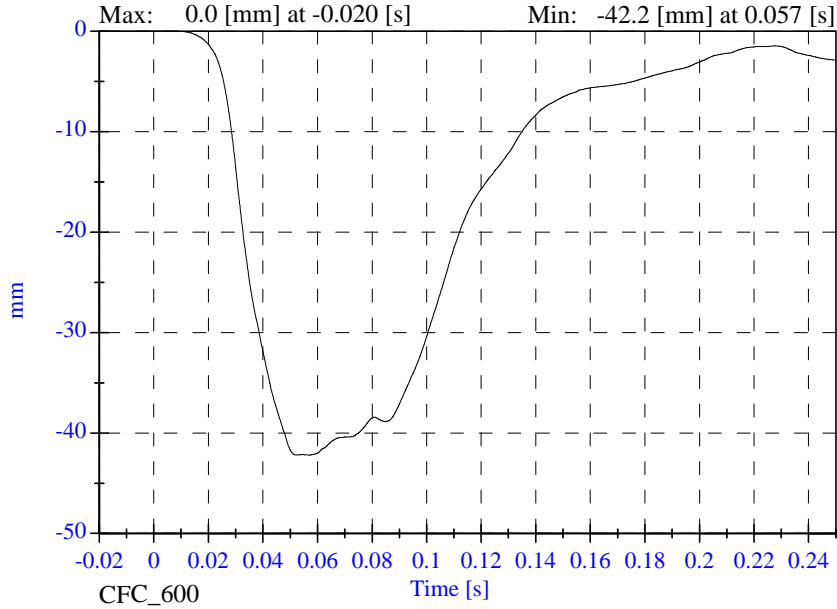


Sled Test NCAP SLED 08-3-30

- August 13, 2003

P4 Chest Compression

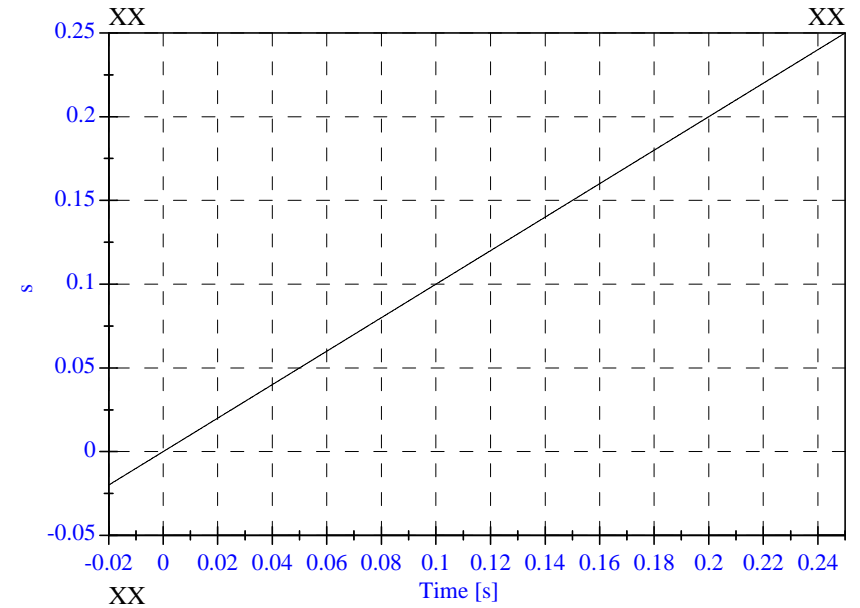
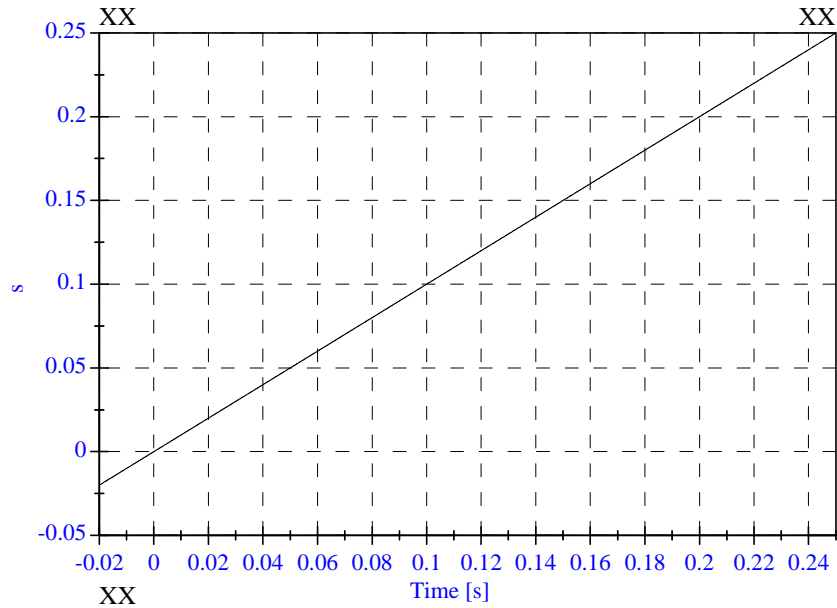
P4 Upper Neck Mocyc



BLANK

BLANK

37

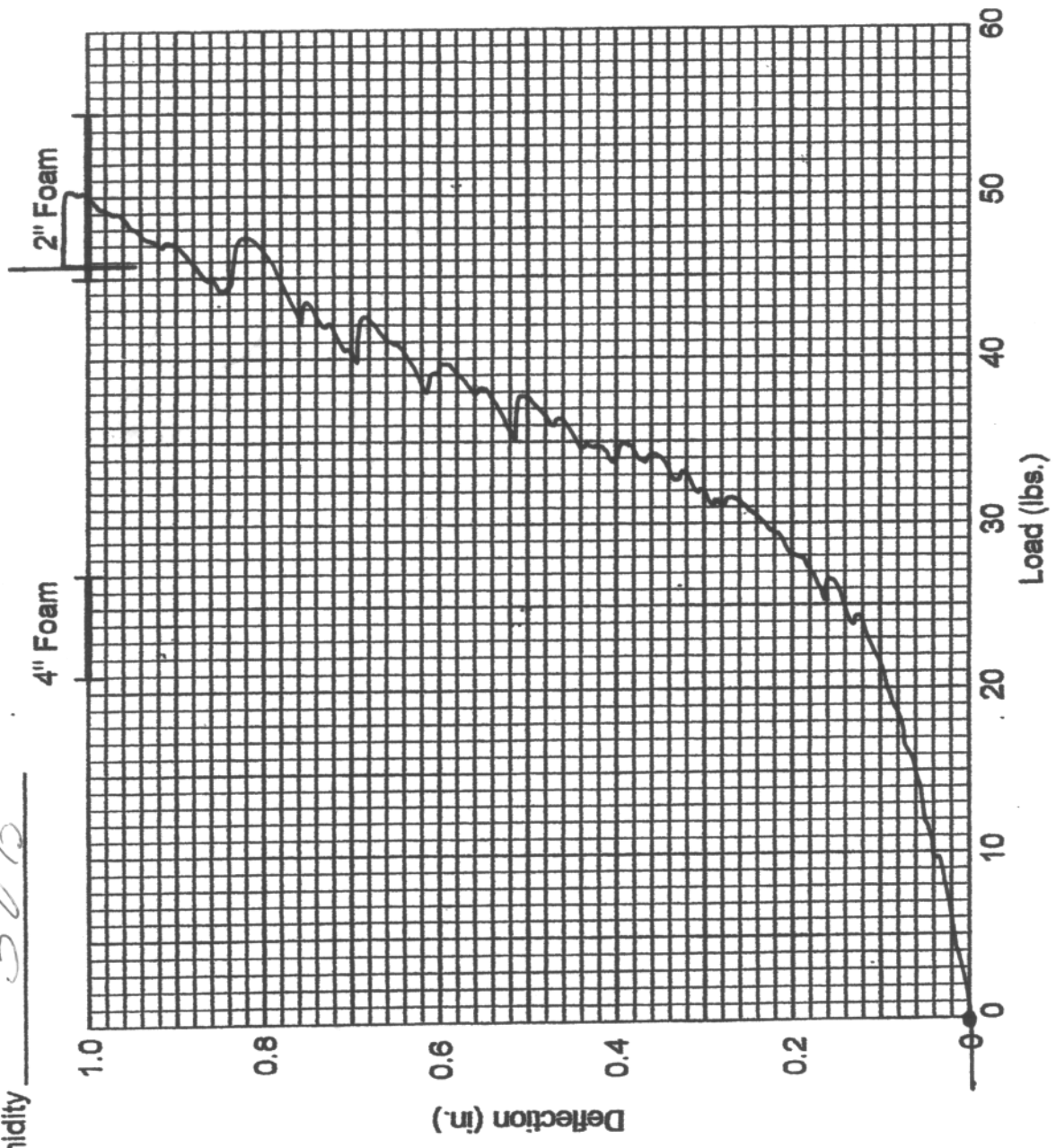


SECTION 9

Compression – Deflection Resistance Test

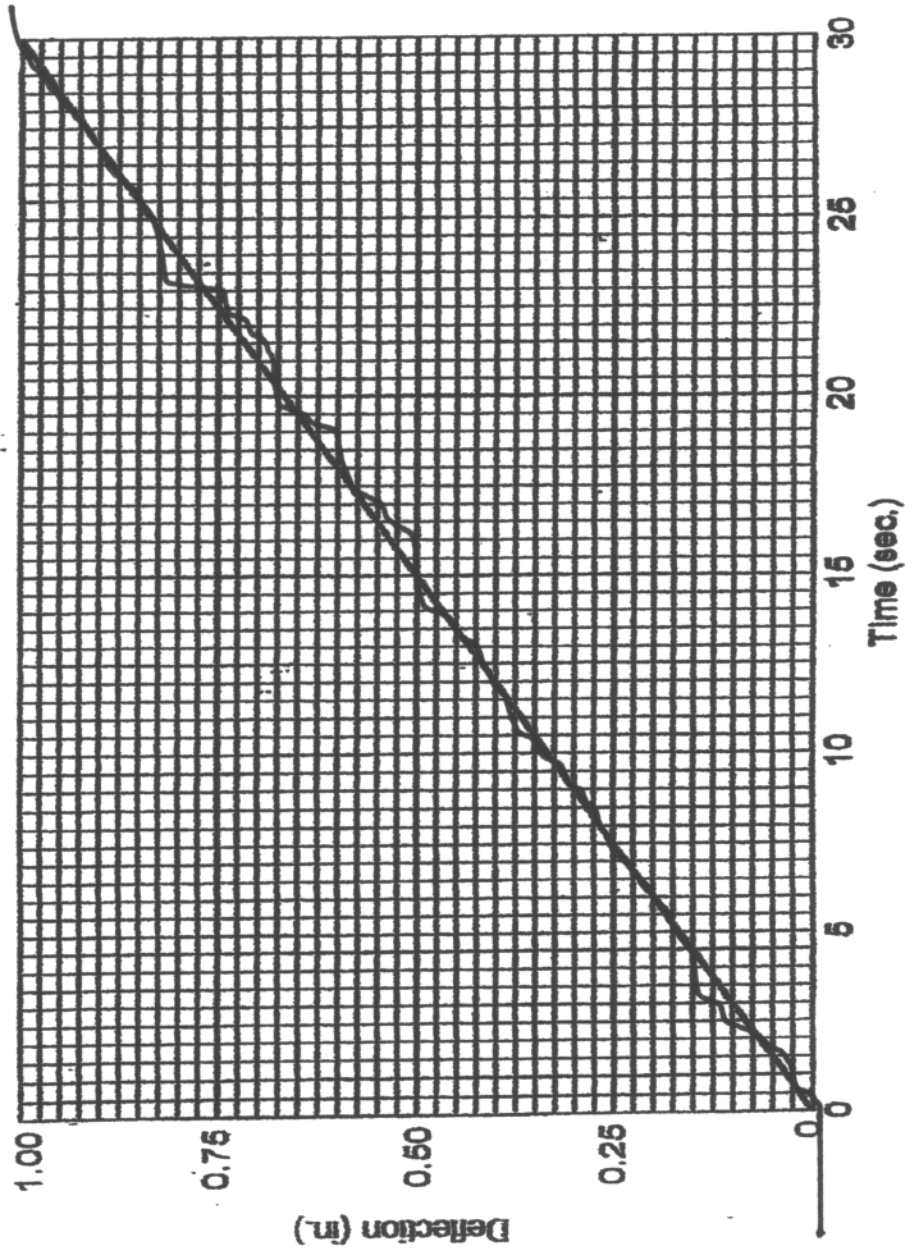
Foam No. 2" X 20" 2" X 29" I-3

Date 8/13/05
Performed By [Signature]
Temp. 70°
Humidity 50%



Compression - Deflection Resistance Test
Child Seat Foam

Date 8/13/03
Temp 70°
Humidity 50%
Foam No. 2" X 20" 24 24 I3



Compression - Deflection Resistance Test Child Seat Foam

SEAT FOAM USAGE LOG

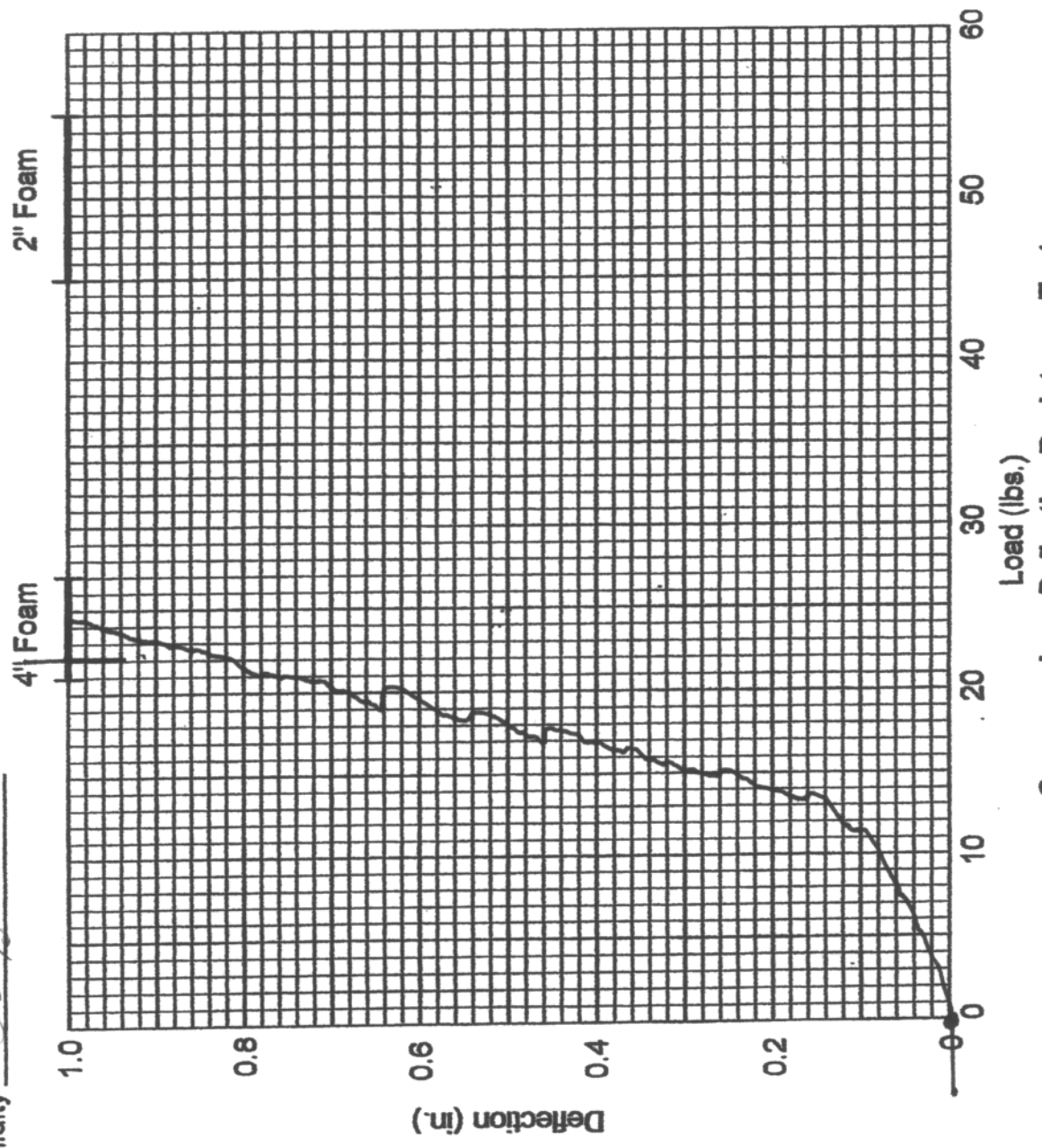
2" x 20" x 24" I3

Foam I.D. Number

Date	Peak Load	Pass/Fail
8/13/03	46 LBS	Pass

Foam No. A 120" I-3

Date 8/13/03
Performed By SSJ
Temp. 70°
Humidity 50%



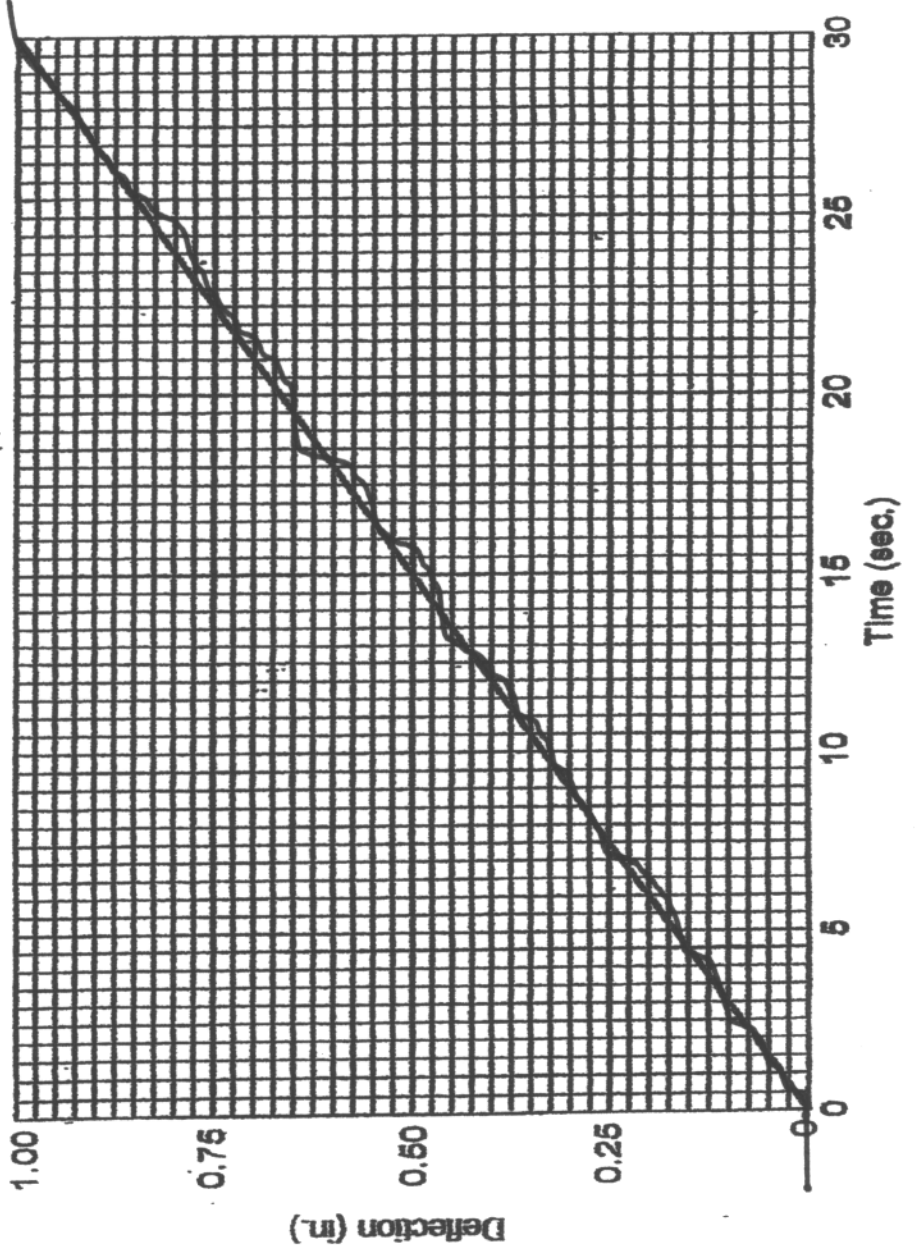
Compression - Deflection Resistance Test
Child Seat Foam

Date 8/13/03

Temp 77°

Humidity 58%

Foam No. 4" X 20" I-3



Compression - Deflection Resistance Test Child Seat Foam

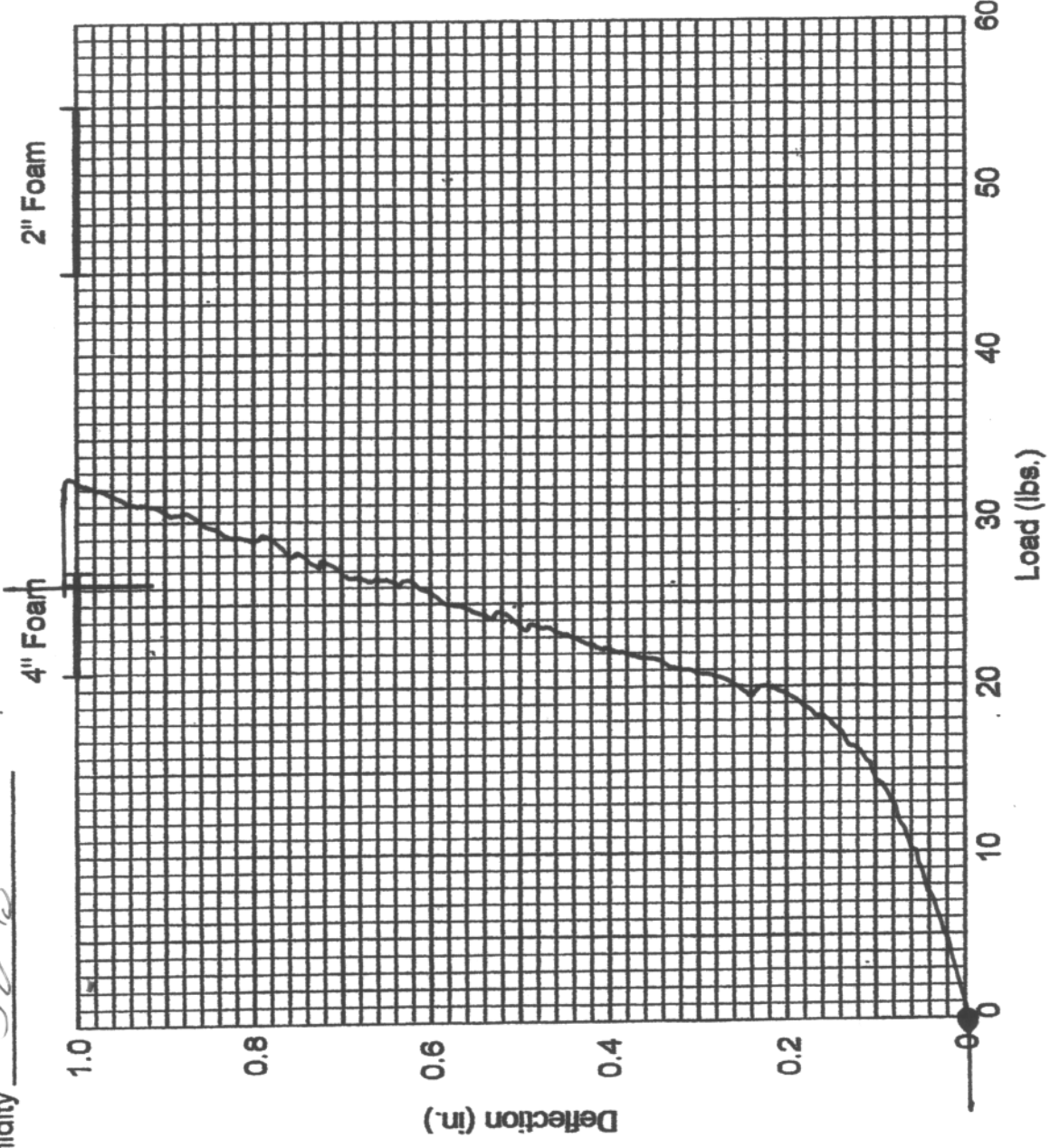
SEAT FOAM USAGE LOG

Foam I.D. Number 4x20" I3

Date	Peak Load	Pass/Fail
8/13/03	22 LBS	Pass

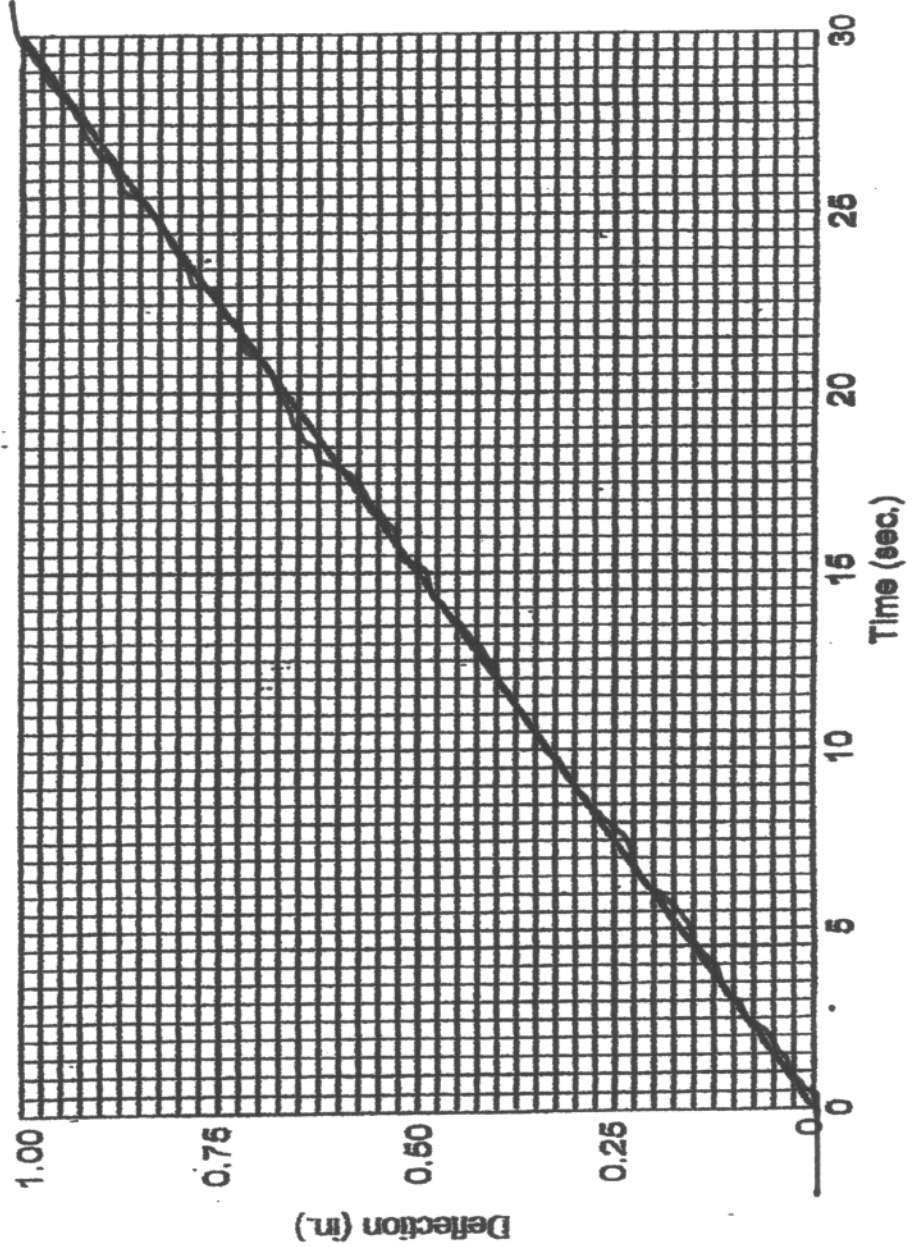
Foam No. AX24" I3

Date 8/13/83
Performed By SD
Temp. 70°
Humidity 50%



Compression - Deflection Resistance Test
Child Seat Foam

Date 8/13/03
Temp 70°
Humidity 50%
Foam No. A" X 2A" T3



Compression - Deflection Resistance Test Child Seat Foam

SEAT FOAM USAGE LOG

24" X 4" T-3

Foam I.D. Number

Date	Peak Load	Pass/Fail
8/13/03	217 LBS	PASS

SECTION 10

Child Dummy Calibration Data Traces and Tables

HYIII 3 Year Old Head Drop Test S/N:142

Part 572P Head Drop

Calibration Date: July 21, 2003

Serial No: 142

Work File: 4001

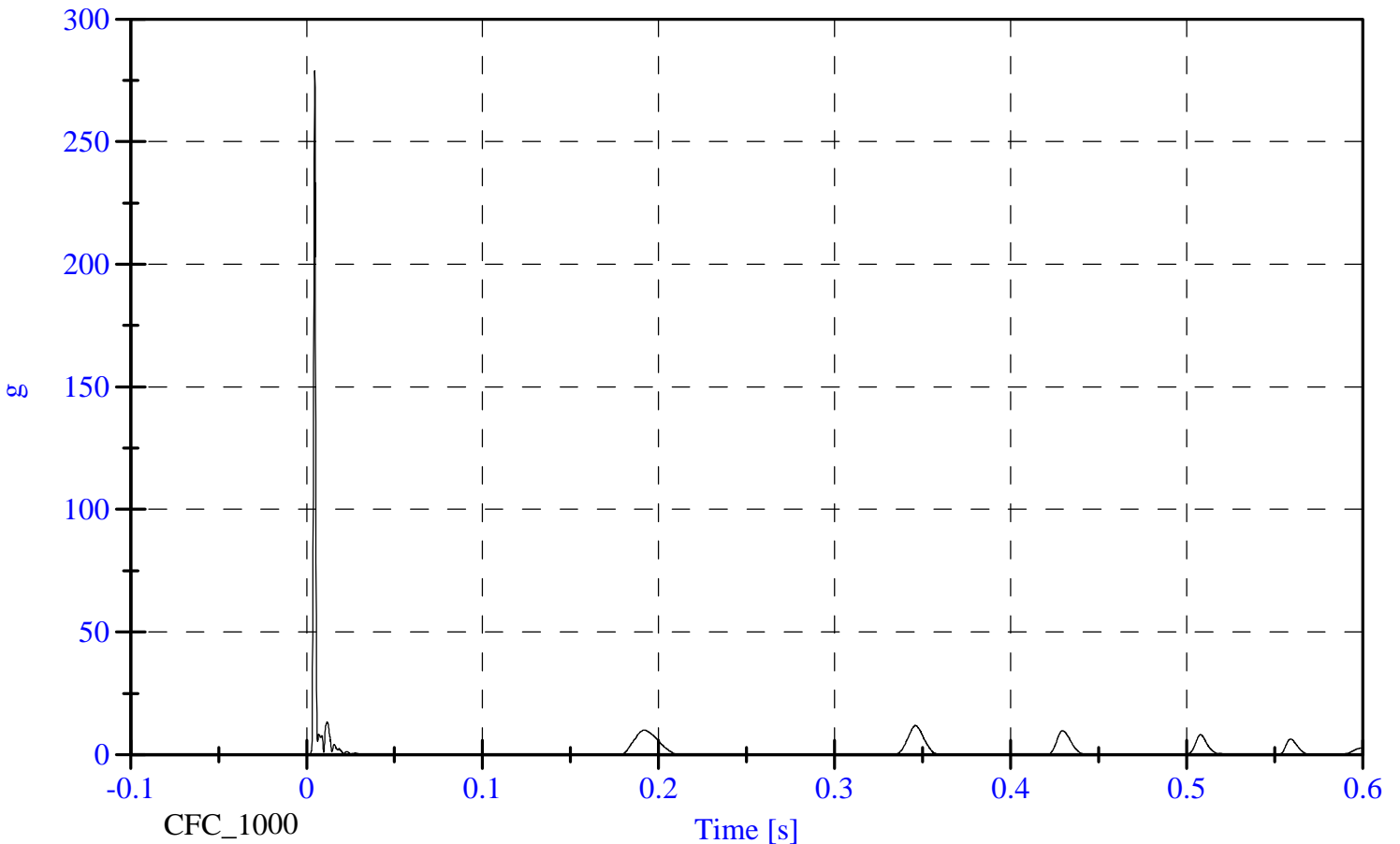
-----TEST RESULTS-----

<u>TEST CONDITION</u>	<u>PARAMETERS</u>	<u>RESULTS</u>	<u>STATUS</u>
Lab Temperature:	66.0-78.0 F	70.0 F	Passed
Lab Humidity:	10-70 %	35.00 %	Passed
Peak Resultant Accel.:	250-280 Gs	279.06 Gs	Passed
Peak Lateral Accel.:	15 Gs Max	14.76 Gs	Passed
Curve PerCent NonModal:	< 10%	4.82 %	Passed

HYIII 3 Year Old Head Drop Test S/N:142 Head Resultant

Max: 279.1 [g] at 0.005 [s]

Min: 0.0 [g] at 0.398 [s]



Hybrid III Head Neck Extention Test S/N:142

Part 572P Neck Extension Test Calibration Date: July 16, 2003
Serial No: 142 Work File: 4001

-----TEST RESULTS-----

<u>TEST CONDITION</u>	<u>PARAMETERS</u>	<u>RESULTS</u>	<u>STATUS</u>
Lab Temperature:	69.0-72.0 F	70.00 F	Passed
Lab Humidity:	10-70 %	35.00 %	Passed
Test Pendulum Speed:	11.58-12.38 ft/s	12.30 ft/s	Passed

-----PENDULUM PULSE-----

Pulse at 6 ms:	3.30- 4.60 ft/s	3.88 ft/s	Passed
Pulse at 10 ms:	6.20- 8.20 ft/s	6.82 ft/s	Passed
Pulse at 14 ms:	9.20-11.50 ft/s	9.36 ft/s	Passed

-----D PLANE ROTATION-----

Maximum Rotation:	83.0-93.0 Deg	84.20 Deg	Passed
-------------------	---------------	-----------	--------

-----MOMENT ABOUT THE OCCIPITAL CONDYLE-----

Max Occipital Moment:	-53.30--43.70 N-m	-44.75 N-m	Passed
Occipital Moment Decay:	60.0-80.0 ms	65.30 ms	Passed

Hybrid III 3 Year Old Head Neck Flexion Test S/N:142

Part 572P Neck Flexion Test Calibration Date: July 16, 2003
Serial No: 142 Work File: 4001

-----TEST RESULTS-----

<u>TEST CONDITION</u>	<u>PARAMETERS</u>	<u>RESULTS</u>	<u>STATUS</u>
Lab Temperature:	69.0-72.0 F	70.00 F	Passed
Lab Humidity:	10-70 %	35.00 %	Passed
Test Pendulum Speed:	17.65-18.45 ft/s	18.34 ft/s	Passed

-----PENDULUM PULSE-----

Pulse at 10 ms:	6.60- 8.90 ft/s	7.19 ft/s	Passed
Pulse at 15 ms:	9.80-13.10 ft/s	10.46 ft/s	Passed
Pulse at 20 ms:	13.10-16.70 ft/s	14.31 ft/s	Passed

-----D PLANE ROTATION-----

Maximum Rotation:	70.0-82.0 Deg	77.80 Deg	Passed
-------------------	---------------	-----------	--------

-----MOMENT ABOUT THE OCCIPITAL CONDYLE-----

Max Occipital Moment:	42.00- 53.00 N-m	50.03 N-m	Passed
Occipital Moment Decay:	60.0-80.0 ms	73.8 ms	Passed

Hybrid III 3 Year Old Thorax Test S/N:142

Part 572P Thorax Impact

Calibration Date: July 21, 2003

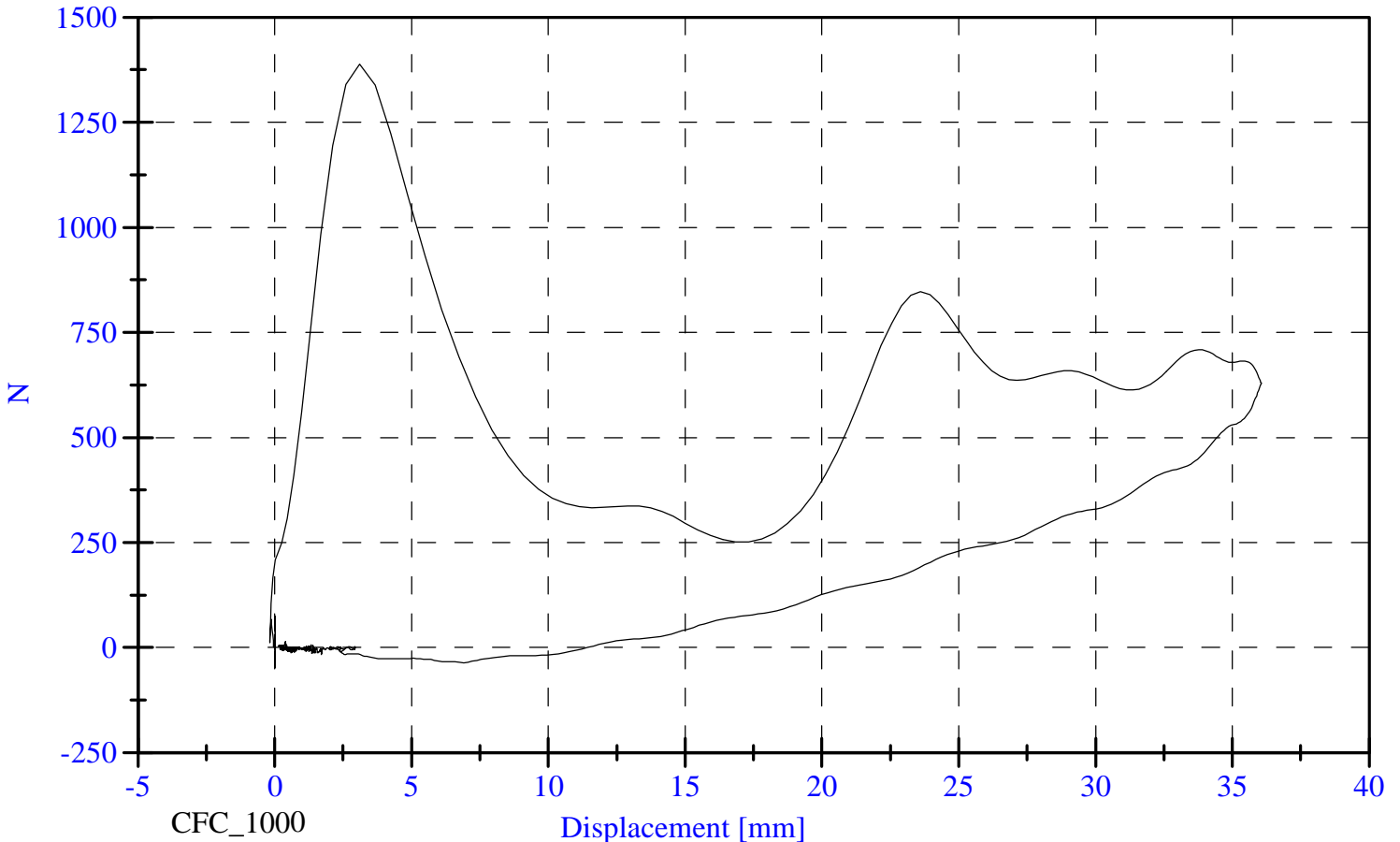
Serial No: 142

Work File: 4001

-----TEST RESULTS-----

<u>TEST CONDITION</u>	<u>PARAMETERS</u>	<u>RESULTS</u>	<u>STATUS</u>
Lab Temperature:	20.6-22.2 C	21.1 C	Passed
Lab Humidity:	10-70 %	34.00 %	Passed
Pendulum Velocity:	5.90- 6.10 m/s	6.07 m/s	Passed
Maximum Deflection:	32.00-38.00 mm	36.06 mm	Passed
Maximum Res. Force:	680.00- 810.00 N	709.45 N	Passed
Internal Hysteresis:	65-85 %	75.47 %	Passed
Pass Sternum Force Criteria?:	860.00 N	846.79	Passed

Hybrid III 3 Year Old Thorax Test S/N:142 Probe Force vs. Displacement Max: 1388.0 [N] at 3.104 [mm]
 Min: -48.5 [N] at 0.011 [mm]



144 Head Drop

Part 572N HYIII 6 Year Old Head Drop

Calibration Date: 07-28-03

Serial No: 144

Work File: 144H 07-28-03

-----TEST RESULTS-----

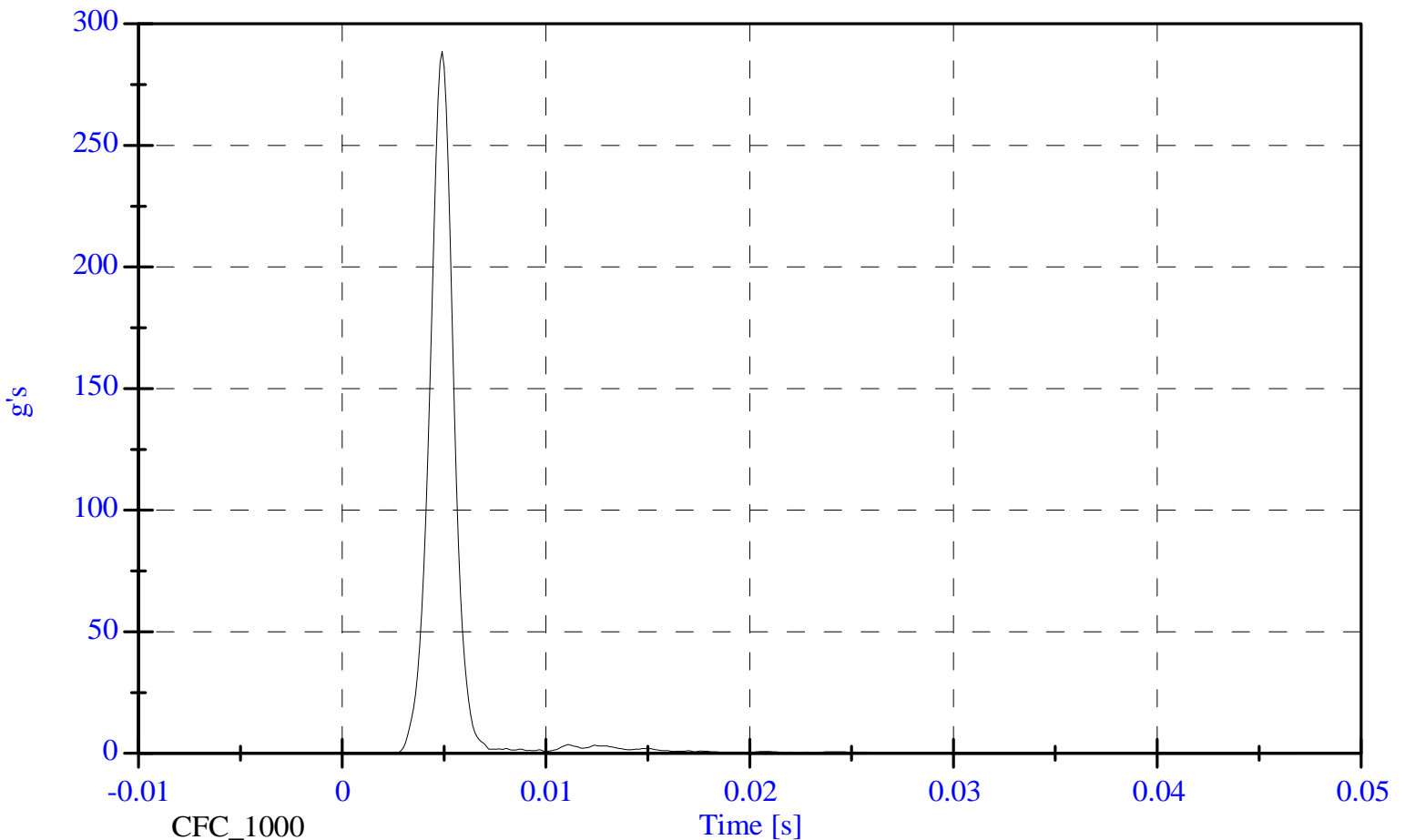
<u>TEST CONDITION</u>	<u>PARAMETERS</u>	<u>RESULTS</u>	<u>STATUS</u>
Lab Temperature:	66.0-78.0 F	70.0 F	Passed
Lab Humidity:	10-70 %	36.00 %	Passed
Peak Resultant Accel.:	245-300 Gs	288.60 Gs	Passed
Peak Lateral Accel.:	15 Gs Max	12.06 Gs	Passed
Curve PerCent NonModal:	< 10%	1.25 %	Passed

144 Head Drop

Head Resultant

Max: 288.6 [g's] at 0.005 [s]

Min: 0.0 [g's] at -0.010 [s]



S/N 144 Neck Extension

Part 572N HYIII 6 Year Old Neck Extension Test

Calibration Date: 07-29-03

Serial No: 144

Work File: 144NE 07-29-03

-----TEST RESULTS-----

<u>TEST CONDITION</u>	<u>PARAMETERS</u>	<u>RESULTS</u>	<u>STATUS</u>
Lab Temperature:	69.0-72.0 F	70.00 F	Passed
Lab Humidity:	10-70 %	28.00 %	Passed
Test Pendulum Speed:	13.70-14.50 ft/s	13.80 ft/s	Passed

-----PENDULUM PULSE-----

Pulse at 10 ms:	3.30- 4.60 ft/s	4.29 ft/s	Passed
Pulse at 20 ms:	7.20- 9.80 ft/s	8.84 ft/s	Passed
Pulse at 30 ms:	10.50-13.80 ft/s	12.69 ft/s	Passed

-----D PLANE ROTATION-----

Maximum Rotation:	85.0-103.0 Deg	86.20 Deg	Passed
-------------------	----------------	-----------	--------

-----MOMENT ABOUT THE OCCIPITAL CONDYLE-----

Max Occipital Moment:	-24.00--19.00 N-m	-22.02 N-m	Passed
Occipital Moment Decay:	123.0-147.0 ms	126.80 ms	Passed

S/N 144 Neck Flexion

Part 572N HYIII 6 Year Old Neck Flexion Test

Calibration Date: 07-29-03

Serial No: 144

Work File: 144NF1 07-29-03

-----TEST RESULTS-----

<u>TEST CONDITION</u>	<u>PARAMETERS</u>	<u>RESULTS</u>	<u>STATUS</u>
Lab Temperature:	20.6-22.2 C	21.11 C	Passed
Lab Humidity:	10-70 %	28.00 %	Passed
Test Pendulum Speed:	4.83- 5.07 m/s	4.88 m/s	Passed

-----PENDULUM PULSE-----

Pulse at 10 ms:	1.20- 1.60 m/s	1.54 m/s	Passed
Pulse at 20 ms:	2.40- 3.40 m/s	2.94 m/s	Passed
Pulse at 30 ms:	3.80- 5.00 m/s	4.19 m/s	Passed

-----D PLANE ROTATION-----

Maximum Rotation:	74.0-92.0 Deg	76.04 Deg	Passed
-------------------	---------------	-----------	--------

-----MOMENT ABOUT THE OCCIPITAL CONDYLE-----

Max Occipital Moment:	27.00- 33.00 N-m	29.28 N-m	Passed
Occipital Moment Decay:	103.0-123.0 ms	110.80 ms	Passed

S/N 144 Chest Impact

Part 572N HYIII 6 Year Old Thorax Impact

Calibration Date: 07-29-03

Serial No: 144

Work File: 144T2 07-29-03

-----TEST RESULTS-----

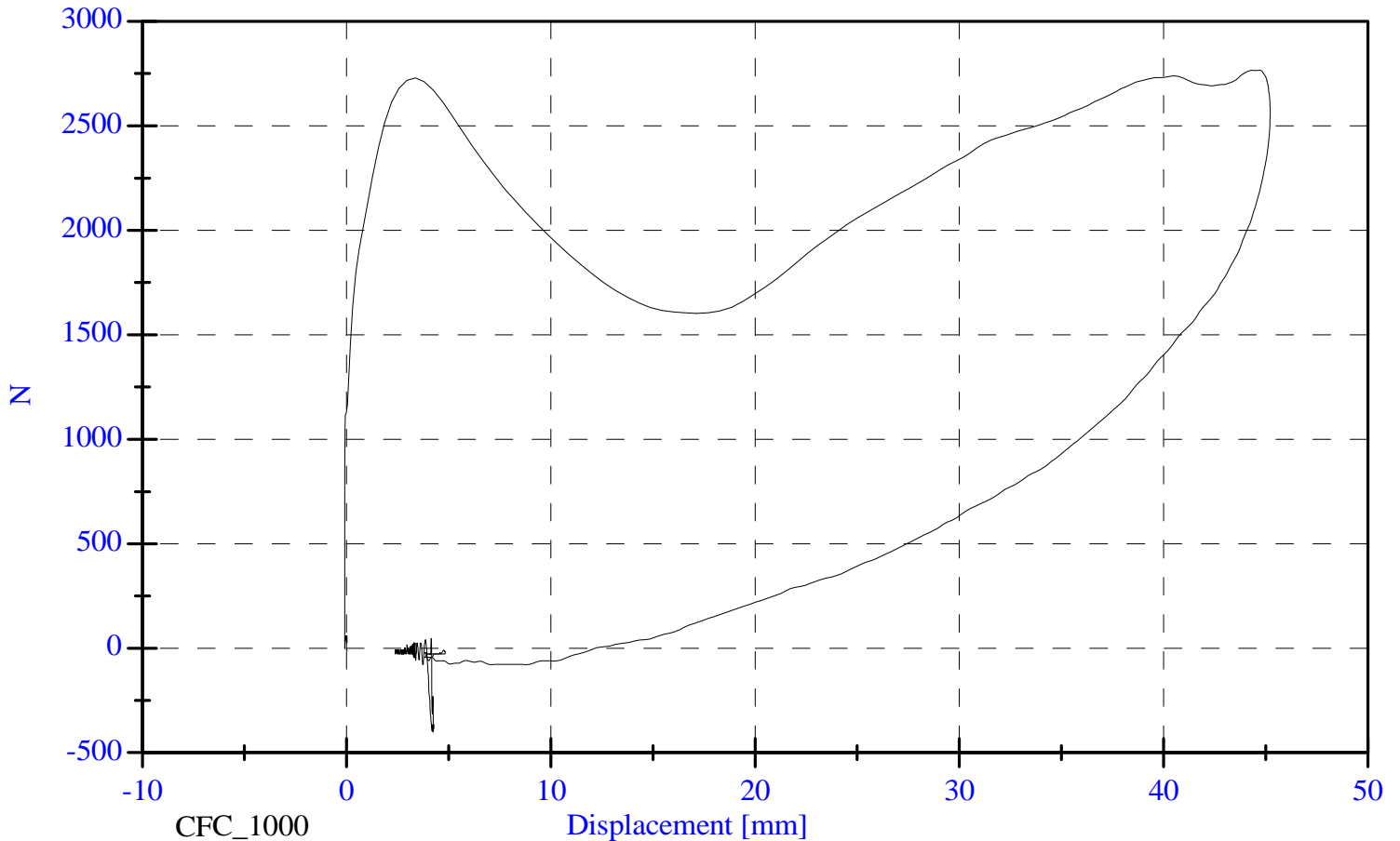
<u>TEST CONDITION</u>	<u>PARAMETERS</u>	<u>RESULTS</u>	<u>STATUS</u>
Lab Temperature:	20.6-22.2 C	21.1 C	Passed
Lab Humidity:	10-70 %	28.00 %	Passed
Pendulum Velocity:	6.59- 6.83 m/s	6.64 m/s	Passed
Maximum Deflection:	38.00-46.00 mm	45.22 mm	Passed
Maximum Res. Force:	1150.00-1380.00 N	1176.02 N	Passed
Internal Hysteresis:	65-85 %	76.45 %	Passed

Chest Impact

Probe Force vs. Displacement

Max: 2765.9 [N] at 44.693 [mm]

Min: -401.4 [N] at 4.248 [mm]



SECTION 11

Test Equipment and Instrumentation Calibration

Calibrations for Test 08-3-30

SHORTNAME	SENSCOM	CALDATE
Sled Ax	MFG: ENDEVCO S/N: 24144	7/24/2003
P3 HDCG Ax	MFG: ENTRAN S/N: 99108-F29	7/15/2003
P3 HDCG Ay	MFG: ENTRAN S/N: 99102-F12	7/15/2003
P3 HDCG Az	MFG: ENTRAN S/N: 00L13-F03	7/15/2003
P3 HDCG RAz	MFG: ENTRAN S/N: 98G18-F18	7/15/2003
P3 CHST Ax	MFG: ENTRAN S/N: 99108-F30	7/15/2003
P3 CHST Ay	MFG: ENTRAN S/N: 99108-F28	7/15/2003
P3 CHST Az	MFG: ENTRAN S/N: 99H30-Z04	7/15/2003
P3 CHST Dx	MFG: SERVO S/N: 142	7/22/2003
P3 PVCN Ax	MFG: ENTRAN S/N: 99102-F06	7/15/2003
P3 PVCN Ay	MFG: ENTRAN S/N: 99102-F15	7/15/2003
P3 PVCN Az	MFG: ENTRAN S/N: 99G29-Q13	7/15/2003
P3 NEKU Fx	MFG: Denton S/N: 213-Fx	7/21/2003
P3 NEKU Fy	MFG: Denton S/N: 213-Fy	7/21/2003
P3 NEKU Fz	MFG: Denton S/N: 213-Fz	7/21/2003
P3 NEKU Mx	MFG: Denton S/N: 213-Mx	7/21/2003
P3 NEKU My	MFG: Denton S/N: 213-My	7/21/2003
P3 NEKU Mz	MFG: Denton S/N: 213-Mz	7/21/2003
P3 NEKL Fx	MFG: Denton S/N: 214Fx	7/21/2003
P3 NEKL Fy	MFG: Denton S/N: 214-Fy	7/21/2003
P3 NEKL Fz	MFG: Denton S/N: 214-Fz	7/21/2003
P3 NEKL Mx	MFG: Denton S/N: 214-Mx	7/21/2003
P3 NEKL My	MFG: Denton S/N: 214-My	7/21/2003
P3 NEKL Mz	MFG: Denton S/N: 214-Mz	7/21/2003
P4 HDCG Ax	MFG: ENDEVCO S/N: P10099	7/30/2003
P4 HDCG Ay	MFG: ENTRAN S/N: 02I02I10-N09	7/10/2003
P4 HDCG Az	MFG: ENTRAN S/N: 02I02I10-N17	7/10/2003
P4 CHST Ax	MFG: ENTRAN S/N: 02I02I10-N04	7/10/2003
P4 CHST Ay	MFG: ENTRAN S/N: 02I02I10-N15	7/10/2003
P4 CHST Az	MFG: ENTRAN S/N: 02I02I24-N07	7/10/2003
P4 CHST Dx	MFG: SERVO S/N: 144	7/22/2003
P4 PVCN Ax	MFG: ENDEVCO S/N: P10097	7/30/2003
P4 PVCN Ay	MFG: ENDEVCO S/N: P10101	7/30/2003
P4 PVCN Az	MFG: ENTRAN S/N: 02A16-A28	7/10/2003
P4 NEKU Fx	MFG: DENTON S/N: 1037Fx	8/10/2003
P4 NEKU Fy	MFG: DENTON S/N: 1037Fy	8/13/2003
P4 NEKU Fz	MFG: DENTON S/N: 1037Fz	8/13/2003
P4 NEKU Mx	MFG: DENTON S/N: 1037Mx	8/13/2003
P4 NEKU My	MFG: DENTON S/N: 1037My	8/13/2003
P4 NEKU Mz	MFG: DENTON S/N: 1037Mz	8/13/2003

SECTION 12

Link to High Speed Movies

Test 08-3-30 North View

Test 08-3-30 South View