REPORT NUMBER TR-P23001-18-NC

NEW CAR ASSESSMENT PROGRAM
FRONTAL BARRIER IMPACT TEST

TOYOTA MOTOR CORPORATION
2004 LEXUS RX330
SUV

NHTSA NUMBER: M45101

PREPARED BY:
KARCO ENGINEERING, LLC
9270 HOLLY ROAD
ADELANTO, CALIFORNIA 92301

8/28/03

FINAL REPORT

PREPARED FOR:
U.S. DEPARTMENT OF TRANSPORTATION
NATIONAL HIGHWAY TRAFFIC SAFETY ADMINISTRATION
RULEMAKING
OFFICE OF CRASHWORTHINESS STANDARDS
MAIL CODE: NVS-111
400 SEVENTH STREET, SW, ROOM 5311
WASHINGTON, D.C. 20590

This final test report was prepared for the U.S. Department of Transportation, National Highway Traffic Safety Administration, in response to Contract Number DTNH22-01-D-02005.

This publication is distributed by the U.S. Department of Transportation, National Highway Traffic Safety Administration, in the interest of information exchange. The opinions, findings and conclusions expressed in this publication are those of the author(s) and not necessarily those of the Department of Transportation or the National Highway Traffic Safety Administration. The United States Government assumes no liability for its contents or use thereof. If trade or manufacturers' names or products are mentioned, it is only because they are considered essential to the object of the publication and should not be construed as an endorsement. The United States Government does not endorse products or manufacturers.

Prepared by: _____ Date: September 15, 2003

Mr. James E. Gorth, Project Engineer
KARCO Engineering, LLC

Reviewed by: _____ Date: September 15, 2003

Mr. Jerry L. Kratzke, Director of Operations
KARCO Engineering, LLC

Approved by: _____ Date: September 15, 2003

Mr. Frank D. Richardson, Program Manager
KARCO Engineering, LLC

FINAL REPORT ACCEPTED BY:

_____
Manager, New Car Assessment Program

_____
Date of Acceptance

_____
COTR, NCAP Frontal Impact Program

_____
Date of Acceptance

Technical Report Documentation Page

1. Report No. TR-P23001-18-NC	**2. Government Accession No.**	**3. Recipients Catalog No.**
4. Title and Subtitle Final Report of New Car Assessment Program Testing of a 2004 Lexus RX330 SUV NHTSA No. M45101		**5. Report Date** September 15, 2003 **6. Performing Organization Code**
7. Authors Mr. James E. Gorth, Project Engineer, Karco Mr. Frank Richardson, Program Manager, Karco		**8. Performing Organization Report No.** TR-P23001-18-NC
9. Performing Organization Name and Address Karco Engineering, LLC 9270 Holly Rd. Adelanto, CA, 92301		**10. Work Unit No.** **11. Contract or Grant No.**
12. Sponsoring Agency Name and Address U. S. Department of Transportation National Highway Traffic Safety Administration Rulemaking Office of Crashworthiness Standards Mail Code NPS-111 400 Seventh Street, SW, Room 5311 Washington, D.C 20590		**13. Type of Report and Period Covered** Final Test Report Option Year 2 **14. Sponsoring Agency Code** DOT/NHTSA/NRM/OCS
15. Supplementary Notes		

16. Abstract

A 35 mph (56.3 km/h) frontal barrier impact was conducted on a 2004 Lexus RX330 at Karco Engineering, LLC on 8/28/03. This test was conducted to obtain data indicant of FMVSS 208, 212, 219 (partial), 301, and footwell intrusion performance. The impact velocity is 56.1 km/h. The ambient temperature at the barrier face at the time of impact is 37.2 degrees Celcius. The vehicle's maximum post test static crush is 556 mm to th right side of the vehicle centerline. The test vehicle is equipped with a 3-point continuous belt system and second generation supplemental airbags in both front outboard seating positions. With respect to FMVSS 208 "Occupant Crash Protection", the occupant injury criteria summary is as follows:

Measurement Description	Units	Threshold	Driver ATD	Passenger ATD
Head Injury Criteria (HIC)	N/A	1000	502.8	473.8
Max. Chest Accel. (3 msec Clip)	G's	60	35.9	45.4
Left Femur Force	Newtons	10008	-1675.0	-3861.5
Right Femur Force	Newtons	10008	-3495.0	-2456.8

17. Key Words 56.3 km/h NCAP Frontal Barrier Impact Test New Car Assessment Program (NCAP) 2004 Lexus RX330 SUV NHTSA No. M45101		**18. Distribution of Statement** Copies of this report available from: NHTSA Technical Reference Division National Highway Traffic Safety Admin. 400 Seventh St., SW, Room 5108 Washington, D.C. 20590	
19. Security Classification (this report) Unclassified	**20. Security Classification (this page)** Unclassified	**21. No. of Pages** 488	**22. Price**

Form DOT F1700.7 (8-72)

TABLE OF CONTENTS

Section	Description	Page
1	Purpose and Summary of Test M45101	1
2	Occupant and Vehicle Information/Data Sheets	3

Data Sheet	Description	Page
1	Crash Test Summary	4
2	General Test and Vehicle Parameter Data	5
3	Post Impact Data	8
4	Test Vehicle Information	9
5	Dummy Positioning in Vehicle	11
6	Seatbelt Positioning Data	13
7	Vehicle Accelerometer Location and Data Summary	14
8	Hybrid III ATD Injury Criteria and Sensor Data	15
9	Seatbelt Assessment Test Data	18
10	Summary of FMVSS 212 Data	19
11	Windshield Zone Intrusion FMVSS 219 Data (Partial)	20
12	FMVSS 301 Fuel System Integrity Post Impact Data	21
13	FMVSS 301 Static Rollover Data	22
14	Vehicle Measurements	24
15	Camera Locations	27
16	Photographic Reference Target Locations	28
17	Vehicle Intrusion Measurements	29
18	Fixed Barrier Load Cell Locations	33
19	Accident Investigation Division Data	34
20	Dummy/Vehicle Temperature Stabilization	35

Appendix	Description	Appendix
A	Photographs	A
B	Dummy and Vehicle Response Data Traces	B
C	Load Cell Barrier Data Traces	C
D	Instrumentation and Data Channel Assignments	D
E	Dummy Calibration Data Traces and Tables	E
F	Child Restraint System	F

SECTION 1

PURPOSE AND SUMMARY OF TEST M45101

1.1 PURPOSE

This 35 mph (56.3 km/h) frontal barrier impact test is part of the Vehicle Barrier Impact Testing Program sponsored by the National Highway Traffic Safety Administration (NHTSA) under Contract No. DTNH22-01-D-02005. The purpose of this test was to obtain vehicle crashworthiness and occupant restraint system performance data for an impact speed in excess of the current 30 mph (48.3 km/h) requirements.

The 35 mph (56.3 km/h) frontal barrier impact test was conducted in accordance with the Office of Crashworthiness Standards Laboratory Test procedure.

1.2 SUMMARY

A load cell barrier consisting of 36 load cells was impacted by a 2004 Lexus RX330 SUV at a velocity of 56.10 km/h. The test was performed at Karco Engineering, LLC on August 28, 2003.

One real-time and 17 high-speed cameras were used to document the frontal barrier impact event. Camera locations and other pertinent camera information can be found in this report.

Note: Vehicle is a 2004, information placard on vehicle in photos shows 2003.

Two Part 572E, 50th percentile male anthropomorphic test devices (ATDs), were placed in the driver and right-front passenger seating positions according to dummy placement instructions specified in the Laboratory Indicant Test Procedure.

Both ATDs were fully instrumented head (primary and redundant), chest (primary and redundant) and pelvis triaxial accelerometers, chest displacement potentiometers, six-axis upper neck transducers, right/left femur load cells, and lower leg instrumentation. Seat belt load cells were also placed on the driver's and passenger's lap and shoulder belts to measure dummy torso and pelvic section loading. The driver (position 1) ATD (Serial No. 34) and the right-front passenger (position 2) ATD (Serial No. 35) were calibrated previous to this test.

Ninety seven (97) channels of data were recorded using an on-board data acquisition system. Appendix A contains Pre and Post-Test Photographs, Appendix B contains the vehicle and dummy response data traces. Appendix C contains Load Cell Barrier information. Appendix D contains the Instrumentation Data Channel assignments. Appendix E contains the Dummy Calibration data and Appendix F contains the Child Restraint System (CRS).

There was 100 percent windshield retention and no intrusion into the protected zone of the windshield during the impact event. There was no Stoddard solvent leakage after the event or during any phase of the static rollover.

The maximum static crush of the vehicle was 556 mm and both the driver and the passenger side doors remained closed during the impact event and were operable after the impact.

The driver's visible contact points were as follows: The driver ATD head contacted the airbag and headrest, its chest contacted the airbag and the abdomen had no contact. Both knees contacted the knee bag.

The passenger's visible contact points were as follows: The passenger ATD head contacted the airbag and headrest. The chest and abdomen contacted the airbag. Both knees contacted the glove box.

Occupant injury data is contained in table below.

OCCUPANT DATA SUMMARY

ATD Position	HIC	Clip (g)	Chest Disp. (mm)	Left Femur (N)	Right Femur (N)	Belt Spool (mm)
Driver	502.8	35.9	-24.5	-1675.0	-3495.0	166.6
Passenger	473.8	45.4	N/A	-3861.5	-2456.8	135.0

Test Vehicle: 2004 Lexus RX330 SUV NHTSA No.: M45101
Test Program: 2003 NHTSA 35mph NCAP Test Date: 8/28/03

CONVERSION FACTORS USED IN THIS REPORT*

Quantity	Typical Application	Std Units	Metric Unit	Multiply By
Mass	Vehicle Weight	lb	kg	0.4536
Linear Velocity	Impact Velocity	mile/h	km/h	1.609
Length or Distance	Measurements	in	mm	25.4
Volume	Fuel Systems	gal	liter	3.785
Volume	Small Fluids	oz	mL	29.573
Pressure	Tire Pressures	lbf/in^2	kPa	7.0
Volume	Liquid	gal	liter	3.785
Temperature	General Use	^oF	^oC	=(tf -32)/1.8
Force	Dynamic Forces	lbf	N	4.448
Moment	Torque	lbf/ft	Nm	1.355

* Based on the Recommended Practice in SAE J916, May 85

DATA SHEET NO. 1
CRASH TEST SUMMARY

Test Vehicle: 2004 Lexus RX330 SUV NHTSA No.: M45101
Test Program: 2003 NHTSA 35mph NCAP Test Date: 8/28/03

PRIMARY IMPACT DATA

Measured Parameter	Units	Value
Velocity at Impact	km/h	56.1
Test Weight	kg	2110
Impact Angle	degrees	0
Average Rebound	mm	819
Maximum Static Crush	mm	556

DOOR OPENING AND SEAT TRACK INFORMATION

Description	Driver	Passenger
Front Door opening	Remained closed, opened w/o tools	Remained closed, opened w/o tools
Rear Door Opening	Remained closed, opened w/o tools	Remained closed, opened w/o tools
Seat Track Shift (mm)	None	None
Seat Back Failure	None	None

TEST DUMMY INFORMATION

Description	Driver	Passenger
Dummy Type/ Serial No.	50% Male Hybrid III No. 34	50% Male Hybrid III No. 35
Head Contact	Airbag/Headrest	Airbag/Headrest
Chest Contact	Airbag	Airbag
Abdomen Contact	None	Airbag
Left Knee Contact	Knee Bag	Glovebox
Right Knee Contact	Knee Bag	Glovebox

16mm MOVIE COVERAGE

High Speed	17
Real Time	1
Total	18

DATA CHANNELS

Driver ATD Sensors	40
Passenger ATD Sensors	40
Belt Assessment Sensors	6
Vehicle Structure Accelerometers	9
Rigid Barrier Load Cells	36
Total	131

DATA SHEET NO. 2
GENERAL TEST AND VEHICLE PARAMETER DATA

Test Vehicle: 2004 Lexus RX330 SUV NHTSA No.: M45101
Test Program: 2003 NHTSA 35mph NCAP Test Date: 8/28/03

TEST VEHICLE INFORMATION AND OPTIONS

NHTSA No.	M45101	Anti-Lock Brakes	Yes
Make	Lexus	All Wheel Drive	Yes
Model	Lexus RX330	Power Steering	Yes
Body Style	4-Door	Driver Front Airbag	Yes
Vin No.	JTJHA31U040017211	Driver Side Airbag	Yes
Color	Black	Driver Head Airbag	Yes
Delivery Date	8/20/2003	Driver Curtain Airbag	No
Odometer	182	Pass. Airbag	Yes
Dealer	Crown Lexus	Pass. Side Airbag	Yes
Transmission	5 Speed Automatic	Pass. Head Airbag	Yes
Final Drive	AWD	Pass. Curtain Airbag	No
Type/No. Cyl.	V-6	Pre-Tensioners	Yes
Engine Disp. (L)	3.3	Load Limiters	Yes
Engine Placement	Transverse	Bucket Seats	Yes
Roof Rack	Yes	Air. Cond.	Yes
Sunroof/T-Top	Yes	AM/FM Cassette	Yes
Tinted Glass	Yes	Tilt Steering	Yes
Traction Control	Yes	Power Door Locks	Yes
Power Brakes	Yes	Power Windows	Yes
Front Disc	Yes	Power Seats	Yes
Rear Disc	Yes	Other	None

DATA FROM CERTIFICATION LABEL

Manufactured By	Toyota Motor Corporation	GVWR (kg)	2380
		GAWR Front (kg)	1300
Date of Manufacture	May-03	GAWR Rear (kg)	1300

VEHICLE SEATING AND CAPACITY WEIGHT INFORMATION

Measured Parameter	Front	Rear	Third	Total
Type of Seats	Bucket	Bucket	None	
Number of Occupants	2	3		5
Capacity Weight (VCW) (kg)				420
Cargo Weight (RCLW) (kg)				79

DATA SHEET NO. 2.....(CONTINUED)
GENERAL TEST AND VEHICLE PARAMETER DATA

Test Vehicle: 2004 Lexus RX330 SUV NHTSA No.: M45101
Test Program: 2003 NHTSA 35mph NCAP Test Date: 8/28/03

Collect year, make, model, VIN, items circled in red, and tire manufacturer and tire name.

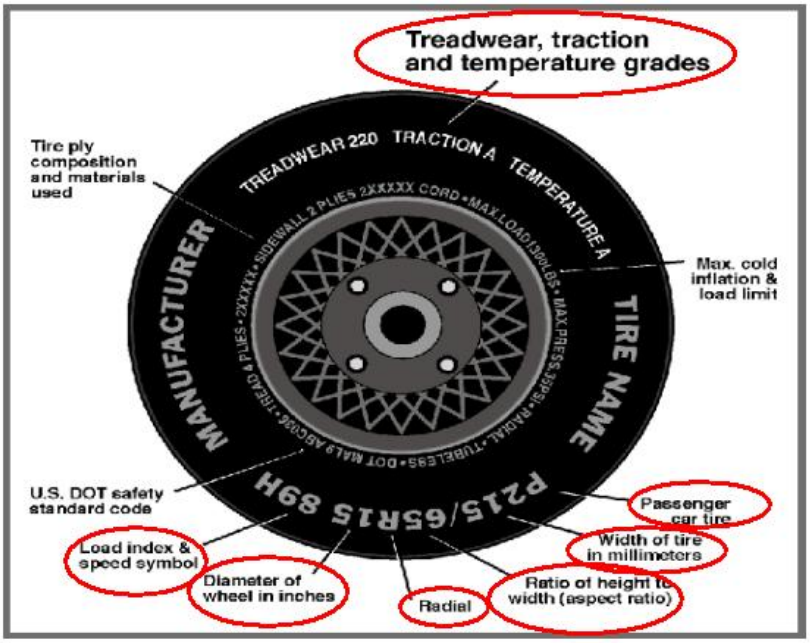

TIRE INFORMATION

Measured Parameter	Front	Rear
Max. Tire Pressure (kpg)	308	308
Cold Pressure (kpg)	210	210
Recommened Tire Size	P225/65R17/P235/55R18	P225/65R17/P235/55R18
Tire Size on Vehicle	P225/55R18/P235/55R18	P225/55R18/P235/55R18
Tire Manufacturer	Goodyear	Goodyear
Treadwear	260	260
Traction	A	A
Temperature Grades	A	A
Tire Plies Sidewall	5	5
Tire Plies Body	5	5
Load Index/Speed Symbol	110	110
Tire Material	Polyester/Steel/Nylon	Polyester/Steel/Nylon
DOT Safety Code Right	U27C/4MBR1703	U27C/4MBR1703
DOT Safety Code Left	U27C/4MBR1703	U27C/4MBR1703

DATA SHEET NO. 2.....(CONTINUED)
GENERAL TEST AND VEHICLE PARAMETER DATA

Test Vehicle: 2004 Lexus RX330 SUV NHTSA No.: M45101
Test Program: 2003 NHTSA 35mph NCAP Test Date: 8/28/03

TEST VEHICLE WEIGHTS

	Units	As Delivered Weights (UVW)			As Tested Weights (ATW)		
		Front Axle	Rear Axle	Total	Front Axle	Rear Axle	Total
Left	kg	552	416		601	484	
Right	kg	524	395		572	453	
Ratio	%	57.0	43.0		55.6	44.4	
Totals	kg	1076	811	1887	1173	937	2110

TARGET TEST WEIGHT CALCULATION

Measured Parameter	Units	Value
Total Delivered Weight (UVW)	kg	1887
Weight of 2 P572 ATD's	kg	152
Rated Cargo/Luggage Wt. (RCLW)	kg	79
Calculated Vehicle Target Wt. (TVTW)	kg	2118

TEST VEHICLE ATTITUDE AND CG

	Units	LF	RF	LR	RR	CG (aft of front axle)
As Delivered	mm	815	828	817	824	1169
As Tested	mm	806	814	798	802	1208

Vehicle Wheel Base (mm) 2720

Weight of Ballast Secured in cargo area (kg) 0

Vehicle Components Removed Spare tire, Deck lid, Rear Windows

* Ballast weight does not include cameras, instrumentation and brake abort system.

FUEL SYSTEM DATA

Fuel System Capacity From Owners Manual (L) 72.68

Usable Capacity Furnished by COTR (L) 72.68

Actual Test Volume with entire fuel System Filled (L) 67.57

1/3 of Usable Capacity (L) 7.99

Test Fluid Type: Stoddard Solvent

Kinematic Viscosity: as per ASTM Standard D484-71 Purple

Is Vehicle Fuel Pump Electric or Mechanical? Electric

If electric, does pump operate with ignition switch "On" & engine "OFF" Yes

Fuel System Particulars:

DATA SHEET NO. 3
POST TEST IMPACT DATA

Test Vehicle: 2004 Lexus RX330 SUV NHTSA No.: M45101
Test Program: 2003 NHTSA 35mph NCAP Test Date: 8/28/03

SPEED TRAP DATA

Measured Parameter	Units	Requirement	Value
Trap No.1 Velocity (Primary)	km/h	55.51 to 57.12	56.10
Trap No. 1 Entry Distance	mm	<1524	1524
Trap No.1 Exit Distance	mm	<1524	305
Trap No.2 Velocity (Redun.)	km/h	55.51 to 57.12	56.12
Trap No.2 Entry Distance	mm	<1524	1524
Trap No.2 Exit Distance	mm	<1524	305

VEHICLE STATIC CRUSH

Measured Parameter	Units	Pre-Test	Post-Test	Difference
Left Side	mm	4516	4225	-291
Center	mm	4728	4203	-525
Right Side	mm	4516	4123	-393

VEHICLE REBOUND FROM BARRIER

Measured Parameter	Units	Value
Left Side	mm	773
Center	mm	810
Right Side	mm	875
Average	mm	819

DATA SHEET NO. 4
TEST VEHICLE INFORMATION

Test Vehicle: 2004 Lexus RX330 SUV NHTSA No.: M45101
Test Program: 2003 NHTSA 35mph NCAP Test Date: 8/28/03

NOMINAL DESIGN RIDING POSITION

The driver and passenger seat backs are positioned to the manufacturers designated angle. The procedure is as follows: A special application tool with pointed probes is inserted through the fabric to make contact with the rigid portion of the lower seat frame assembly, approximately 13 inches above the pivot point of the seat back. An inclinometer is placed against the flat surface of the tool and the seat back angle is measured directly from the dial face.

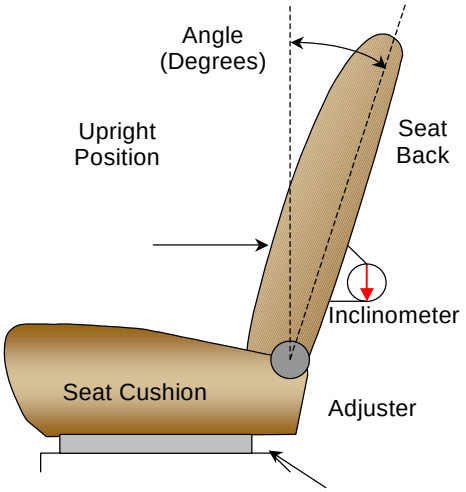

FRONT SEAT ASSEMBLY

SEAT BACK ANGLES

	Deg.
Driver w/seated dummy	3.0
Passenger w/seated Dummy	3.0

SEAT FORE/AFT POSITIONS

The first or forward most position is counted as number one (1). The fore/aft position is set aft of the middle position for both the driver and passenger.

SEAT FORE/AFT POSITIONING

	Total Fore/Aft Travel	Placed in Position #
Driver Seat	244mm	122mm
Passenger Seat	240mm	120mm

SEAT BELT UPPER ANCHORAGE

Position number one (1) is the uppermost position.

SEAT BELT UPPER ANCHORAGE

	Total # of Positions	Placed in Position #
Driver Seat	5	2 from upper
Passenger Seat	5	2 from upper

Test Vehicle: 2004 Lexus RX330 SUV NHTSA No.: M45101
Test Program: 2003 NHTSA 35mph NCAP Test Date: 8/28/03

FUEL TANK CAPACITY

	Liters
Usable Capacity of "Standard Tank"	72.7
Usable Capacity of "Optional" Tank	N/A
Usable Capacity used for FMVSS 301	66.85 to 68.29
Actual Amount of Solvent used	67.6
1/3 of Usable Capacity	8.0

The test vehicle is equipped with an electric fuel pump. The fuel pump operates for approximately two seconds after the ignition is placed in the "ON" position, after which the fuel pump automatically shuts off. The fuel filler door is located on the left rear fender. The standard fuel tank occupies the area under the rear seat.

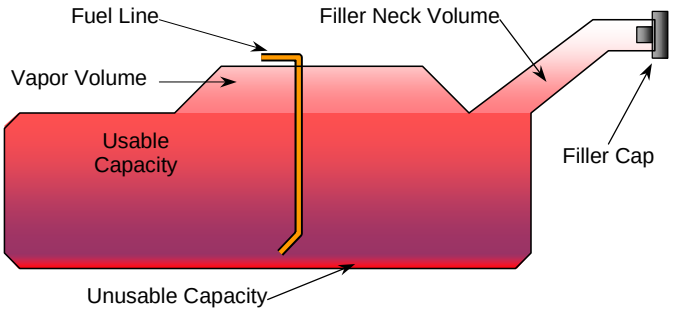

VEHICLE FUEL TANK ASSEMBLY

STEERING COLUMN ADJUSTMENT

Steering wheel and column adjustments are made so that the steering wheel hub is at the geometric center of the locus it describes when moved through its full range of motion. An aluminum plate is placed across the rim of the steering wheel, an inclinometer is placed on the plate and the angle is measured.

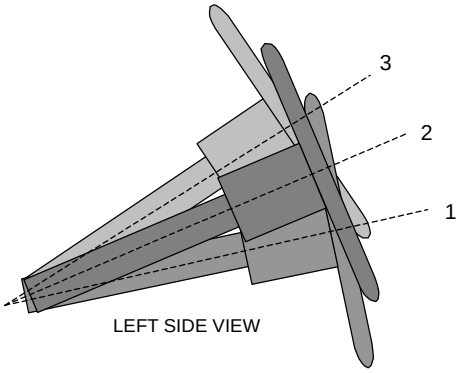

STEERING COLUMN ASSEMBLY

STEERING COLUMN POSITIONS

	Degrees
Lowermost positon No. 1	21.5
Geometric center position No. 2	29.2
Uppermost position No. 3	36.0

DATA SHEET NO. 5
DUMMY POSITIONING IN VEHICLE

Test Vehicle: 2004 Lexus RX330 SUV NHTSA No.: M45101
Test Program: 2003 NHTSA 35mph NCAP Test Date: 8/28/03

TEST DUMMY POSITION MEASUREMENTS

Code	Measurement Description	Driver		Passenger	
		Length (mm)	Angle (deg)	Length (mm)	Angle (deg)
WA	Windshield Angle		63		
SWA	Steering Wheel Angle		60.8		
SCA	Steering Column Angle		29.2		
SA	Seat Back Angle		3.0		3.0
HZ	Head to Roof (Z)	215	90	180	90
HH	Head to Header	392		370	
HW	Head to Windshield	755		718	
HR	Head to Side Header (Y)	280		265	
NR	Nose to Rim	425	14		
CD	Chest to Dash	555		513	
CS	Chest to Steering Hub	325			
RA	Rim to Abdomen	200			
KDL	Left Knee to Dash	160	12	105	
KDR	Right Knee to Dash	145		133	17
PA	Pelvic Angle		21		24
TA	Tibia Angle		50		48
KK	Knee to Knee (Y0	285		278	
ST	Striker to Head	617	14	478	11
SK	Striker to Knee	457	71	645	81
SH	Striker to H-Point	310	47	320	28
SHY	Striker to H-Point (Y)	298		258	
HS	Head to Side Window	325		310	
HD	H-Point to Door (Y)	200		145	
AD	Arm to Door (Y)	115		40	

DATA SHEET NO. 5…(CONTINUED
DUMMY POSITIONING IN VEHICLE

Test Vehicle: 2004 Lexus RX330 SUV NHTSA No.: M45101
Test Program: 2003 NHTSA 35mph NCAP Test Date: 8/28/03

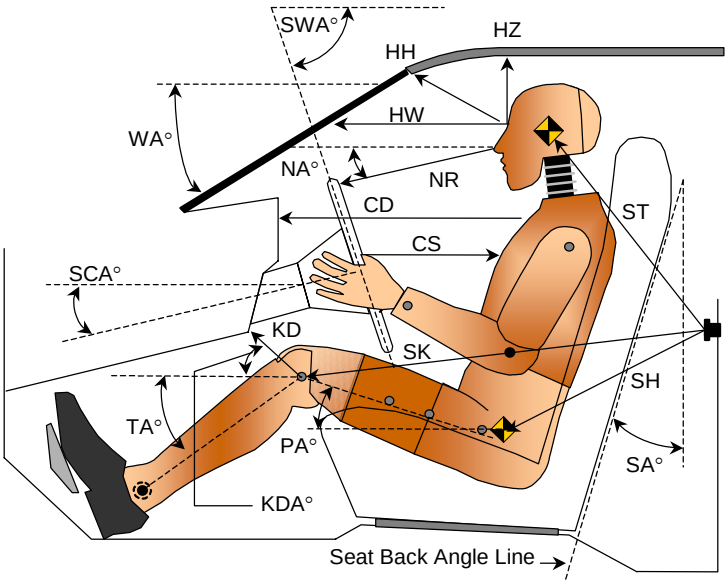

AD	Arm to Door
HD	H-Point to Door
HR	Head to Side Header
HS	Head to Side Window
KK	Knee to Knee
SHY	Striker to H-Point (Y Axis)

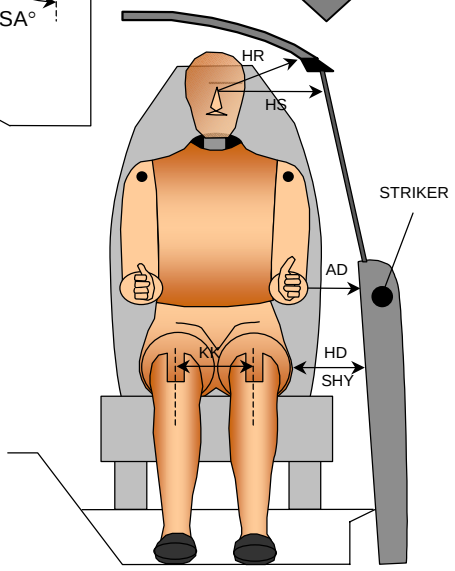

CD	Chest to Dash
CS	Chest to Steering Wheel Hub
HH	Head to Header
HW	Head to Windshield
HZ	Head to Roof
KDA	Knee to Dash Angle
KDL	Left Knee to Dash
KDR	Right Knee to Dash
NA	Nose to Rim Angle
NR	Nose to Rim
PA	Pelvic Angle
RA	Rim to Abdomen
SA	Seat Back Angle
SCA	Steering Column Angle
SH	Striker to H-Point
SK	Striker to Knee
ST	Striker to Head
SWA	Steering Wheel Angle
TA	Tibial Angle
WA	Windshield Angle

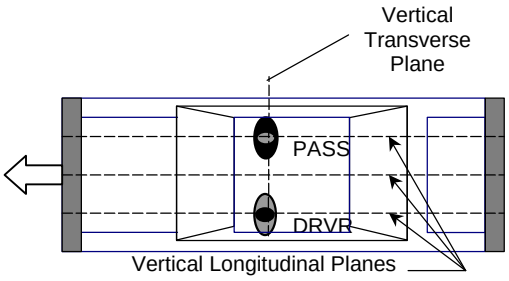

DUMMY MEASUREMENTS FOR FRONT SEAT OCCUPANTS

DATA SHEET NO. 6
SEAT BELT POSITIONING DATA

Test Vehicle: 2004 Lexus RX330 SUV NHTSA No.: M45101
Test Program: 2003 NHTSA 35mph NCAP Test Date: 8/28/03

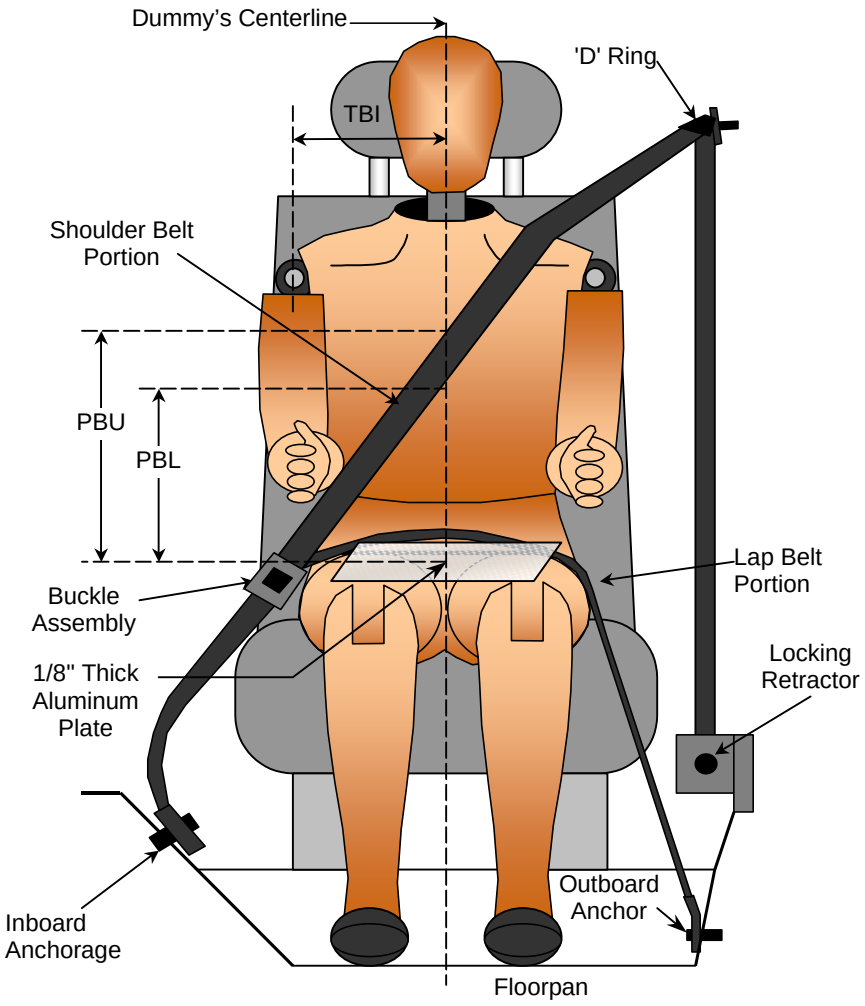

SEAT BELT POSITIONING MEASUREMENTS

Measured Parameter	Units	Driver	Passenger
TBI -Dummy C/L to Lap/Shoulder Belt Intersect	mm	255	240
PBU - Top Surface of reference to belt upper edge	mm	295	310
PBL - Top Surface of reference to belt lower edge	mm	230	235
Lap Belt Tension	Newton's	10	10
Shoulder Belt Tension	N/A	Retractor	Retractor

DATA SHEET NO. 7 - VEHICLE ACCELEROMETER LOCATION AND DATA SUMMARY

Test Vehicle: 2004 Lexus RX330 SUV NHTSA No.: M45101

Test Program: 2003 NHTSA 35mph NCAP Test Date: 8/28/03

VEHICLE ACCELEROMETER PEAK DATA AND PRE-TEST LOCATIONS

No.	Accelerometer Location	Measurements (mm)			Peak Values				
		X	Y	Z	Units	Max	Time	Min	Time
1	Left Rear X-Member	1750	-680	420	G's	1.5	94.8	-52.9	45.9
2	Right Rear X-Member	1750	680	430	G's	1.4	92.2	-56.7	46.7
3	Engine Top	4010	-140	840	G's	41.2	44.2	-153.0	34.0
4	Engine Bottom	4020	-280	130	G's	18.9	44.1	-148.3	36.1
5	Left Brake Caliper	3910	-660	180	G's	62.4	36.5	-101.1	53.4
6	Right Brake Caliper	3910	660	180	G's	53.5	73.5	-77.1	55.3
7	Instrument Panel	3120	0	1160	G's	32.4	87.3	-75.3	62.3
8	Left Rear X-Member (Z-Axis)	1710	-650	430	G's	14.0	54.8	-8.9	30.3
9	Right Rear X-Member (Z-Axis)	1710	650	430	G's	14.3	41.7	-11.5	32.9

Reference Planes: X=From Rear Surface of Vehicle, Y=Vehicle Centerline, Z=Ground Plane

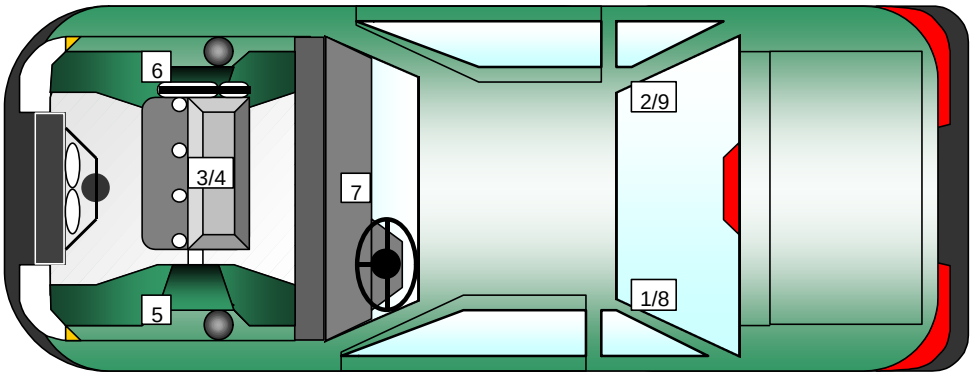

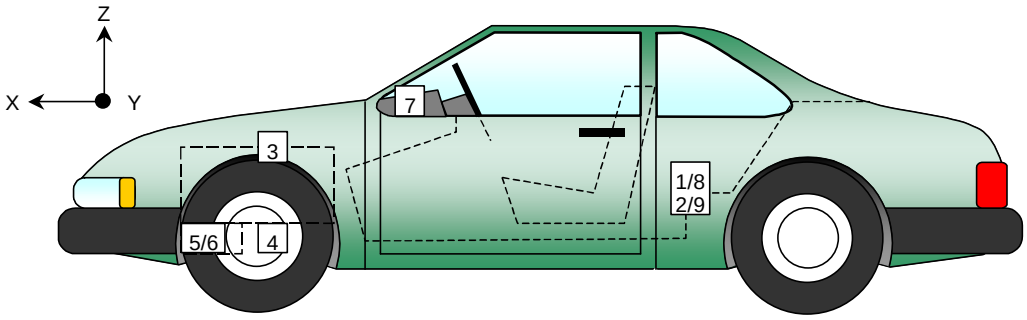

DATA SHEET NO. 8 - HYBRID III ATD INJURY CRITERIA AND SENSOR DATA

Test Vehicle: 2004 Lexus RX330 SUV NHTSA No.: M45101

Test Program: 2003 NHTSA 35mph NCAP Test Date: 8/28/03

HEAD PRIMARY PEAK ACCELERATIONS

			Driver				Passenger			
Location	Axis	Units	Max	Time	Min	Time	Max	Time	Min	Time
Head CG	X	G's	10.7	262.6	-62.2	78.4	4.1	241.8	-57.3	82.7
Head CG	Y	G's	7.2	79.3	-5.5	25.5	2.5	31.5	-12.3	93.4
Head CG	Z	G's	21.5	67.6	-17.9	103.0	28.6	76.5	-5.7	105.2
Head CG Resultant	N/A	G's	63.7	78.4			62.4	80.1		

CHEST PRIMARY PEAK ACCELERATIONS

			Driver				Passenger			
Location	Axis	Units	Max	Time	Min	Time	Max	Time	Min	Time
Chest CG	X	G's	2.6	174.1	-35.6	72.9	3.0	163.1	-45.5	69.7
Chest CG	Y	G's	6.1	90.8	-4.6	30.0	4.2	46.5	-8.1	92.5
Chest CG	Z	G's	9.4	85.5	-9.5	108.0	8.2	40.4	-8.8	104.6
Chest CG Resultant	N/A	G's	36.5	87.8			46.0	69.6		

FEMUR PEAK FORCES

			Driver				Passenger			
Location	Axis	Units	Max	Time	Min	Time	Max	Time	Min	Time
Left Femur	Z	Newtons	143.5	20.2	-1675.0	72.8	648.8	34.1	-3861.5	55.7
Right Femur	Z	Newtons	366.2	19.9	-3495.0	55.5	695.6	69.5	-2456.8	51.8

SEAT BELT SENSOR PEAK VALUES

			Driver				Passenger			
Location	Axis	Units	Max	Time	Min	Time	Max	Time	Min	Time
Shoulder Belt Pullout	N/A	MM	166.6	93.2	-63.0	37.3	135.0	86.4	-61.5	47.5
Shoulder Belt Stretch	N/A	MM/CM	0.00	0.0	0.00	0.0	0.00	0.0	0.00	0.0 [1]
Lap Belt Force	N/A	Newtons	5216.2	63.8	-83.3	111.9	8758.2	56.8	2.4	0.0
Shoulder Belt Force	N/A	Newtons	5955.9	46.9	-23.0	8.9	5443.7	43.8	-46.7	9.5

1.) Not used with pre-tensioners

	Driver				Passenger			
Location	HIC	T^1	T^2	Avg G	HIC	T^1	T^2	Avg G
Head CG Primary	502.8	66.0	96.0	48.9	473.8	66.4	101.3	44.9

PRIMARY CHEST CLIP (3MSEC)

	Driver			Passenger		
Location	CLIP	T^1	T^2	CLIP	T^1	T^2
Chest CG Primary	35.9	85.9	88.9	45.4	68.9	71.9

DATA SHEET NO. 8…(continued)

Test Vehicle: 2004 Lexus RX330 SUV NHTSA No.: M45101

Test Program: 2003 NHTSA 35mph NCAP Test Date: 8/28/03

PELVIC PEAK ACCELERATIONS

			Driver				Passenger			
Location	Axis	Units	Max	Time	Min	Time	Max	Time	Min	Time
Pelvis	X	G's	5.6	98.8	-46.0	56.1	8.1	116.7	-62.0	55.6
Pelvis	Y	G's	7.0	74.5	-7.4	30.2	3.8	50.1	-8.9	76.8
Pelvis	Z	G's	3.1	256.7	-17.4	65.0	5.4	34.9	-27.8	71.6
Pelvis Resultant	N/A	G's	48.9	65.7			65.4	55.8		

UPPER NECK PEAK FORCES AND MOMENTS

			Driver				Passenger			
Location	Axis	Units	Max	Time	Min	Time	Max	Time	Min	Time
Neck Force	X	Newtons	369.5	68.1	-431.1	156.5	219.5	65.9	-349.3	45.0
Neck Force	Y	Newtons	187.7	108.4	-246.7	51.9	117.7	51.7	-253.0	147.3
Neck Force	Z	Newtons	1492.5	74.1	-591.6	104.5	1268.2	76.8	-263.2	104.7
Neck Force Resultant	N/A	Newtons	1528.2	74.1			1292.6	76.8		
Neck Moment	X	N•m	10.3	130.5	-13.3	73.4	13.5	89.0	-12.6	153.3
Neck Moment	Y	N•m	30.6	158.9	-32.0	89.7	23.9	139.0	-24.9	76.6
Neck Moment	Z	N•m	5.3	158.4	-7.8	105.6	12.6	110.1	-7.4	160.0
Neck Moment Resultant	N/A	N•m	32.5	89.6			26.4	139.0		

FOOT PEAK ACCELERATIONS

			Driver				Passenger			
Location	Axis	Units	Max	Time	Min	Time	Max	Time	Min	Time
Left Foot Aft	X	G's	22.8	83.8	-31.8	63.0	87.8	53.6	-207.0	44.9
Left Foot Aft	Z	G's	3.2	160.6	-44.0	34.9	19.7	60.1	-101.6	47.2
Left Foot Fore	Z	G's	0.0	0.0	0.0	0.0	135.4	60.3	-103.1	40.0 [1]
Right Foot Aft	X	G's	17.1	86.0	-56.4	44.8	15.4	82.5	-72.8	47.8
Right Foot Aft	Z	G's	10.5	24.9	-73.2	46.9	3.4	153.4	-102.2	46.9
Right Foot Fore	Z	G's	31.3	49.5	-136.5	37.1	11.2	73.2	-106.0	47.0

1.) Channel failed, no data

UPPER AND LOWER TIBIA PEAK FORCES AND MOMENTS

			Driver				Passenger			
Location	Axis	Units	Max	Time	Min	Time	Max	Time	Min	Time
Left Upper Moment	X	N•m	33.9	56.9	-19.7	21.5	65.1	83.8	-30.1	162.1
Left Upper Moment	Y	N•m	21.0	24.6	-68.2	55.2	59.4	37.9	-94.7	53.8
Right Upper Moment	X	N•m	85.1	49.4	-49.2	57.2	66.3	48.3	-23.0	148.8
Right Upper Moment	Y	N•m	75.7	25.2	-105.4	56.9	24.1	115.9	-46.9	55.9
Left Lower Moment	X	N•m	14.1	56.1	-42.5	87.0	38.6	53.6	-63.7	57.0
Left Lower Moment	Y	N•m	91.9	82.6	-17.8	61.6	69.0	57.0	-47.9	47.1
Left Lower Force	Z	Newtons	81.6	261.9	-2906.4	50.7	236.6	25.1	-3493.7	54.7
Right Lower Moment	X	N•m	39.3	48.2	-163.7	55.7	37.0	47.6	-58.9	50.8
Right Lower Moment	Y	N•m	60.3	55.5	-12.4	20.7	50.8	84.3	-29.6	37.3
Right Lower Force	Z	Newtons	155.9	235.1	-5814.9	55.5	187.5	25.1	-2764.1	47.1

DATA SHEET NO. 8…(continued)

Test Vehicle: 2004 Lexus RX330 SUV NHTSA No.: M45101

Test Program: 2003 NHTSA 35mph NCAP Test Date: 8/28/03

CHEST PEAK DISPLACEMENTS

			Driver				Passenger			
Location	Axis	Units	Max	Time	Min	Time	Max	Time	Min	Time
Chest CG	X	MM	0.2	0.5	-24.5	50.9	0.0	0.0	0.0	0.0[1]

1.) Channel failed, no data

HEAD REDUNDANT PEAK ACCELERATIONS

			Driver				Passenger			
Location	Axis	Units	Max	Time	Min	Time	Max	Time	Min	Time
Head CG	X	G's	11.7	265.1	-62.6	79.8	3.3	232.9	-56.7	82.2
Head CG	Y	G's	7.0	78.7	-5.7	34.8	3.7	35.1	-12.2	90.8
Head CG	Z	G's	21.6	66.9	-18.8	103.5	29.4	76.5	-5.7	105.0
Head CG Resultant	N/A	G's	63.4	77.8			61.5	82.2		

CHEST REDUNDANT PEAK ACCELERATIONS

			Driver				Passenger			
Location	Axis	Units	Max	Time	Min	Time	Max	Time	Min	Time
Chest CG	X	G's	2.5	171.8	-35.9	72.7	2.7	148.7	-45.5	69.8
Chest CG	Y	G's	6.1	90.4	-4.8	29.9	4.9	46.5	-8.3	92.6
Chest CG	Z	G's	9.8	78.1	-10.1	102.1	8.0	40.3	-8.7	104.3
Chest CG Resultant	N/A	G's	36.7	72.8			46.2	70.2		

REDUNDANT HEAD INJURY CRITERA (HIC)

	Driver				Passenger			
Location	HIC	T^1	T^2	Avg G	HIC	T^1	T^2	Avg G
Head CG Redundant	510.8	66.2	95.7	49.5	471.8	66.0	101.1	44.8

REDUNDANT CHEST CLIP (3MSEC)

	Driver			Passenger		
Location	CLIP	T^1	T^2	CLIP	T^1	T^2
Chest CG Redundant	36.0	85.8	88.8	46.0	69.6	72.6

DATA SHEET NO. 9
SEATBELT ASSESSMENT TEST DATA

Test Vehicle: 2004 Lexus RX330 SUV NHTSA No.: M45101
Test Program: 2003 NHTSA 35mph NCAP Test Date: 8/28/03

SEAT BELT POSITIONING MEASUREMENTS

Measurement Description	Units	Driver	Passenger
TBI -Dummy C/L to Lap/Shoulder Belt Intersect	mm	255	240
PBU - Top Surface of reference to belt upper edge	mm	295	310
PBL - Top Surface of reference to belt lower edge	mm	230	235
Lap Belt Tension	Newton's	10	10
Shoulder Belt Tension	N/A	Retractor	Retractor

SEAT BELT POSITIONING MEASUREMENTS

Measurement Description	Units	Driver	Passenger
Retractor Reel to "D" ring	mm	695	695
Shoulder Belt length as measured on ATD	mm	910	930
Lap Belt length as measured on ATD	mm	920	965
Remainder of belt on reel	mm	560	734
Total belt length for continuous webbing systems	mm	3085	3324

SHOULDER BELT SPOOL-OFF DATA

Measurement Description	Units	Driver	Passenger
As determined mechanically	mm	N/A	N/A
As determined electronically	mm	166.6	135.0

BELT STRETCH DATA

Measuerment Description	Units	Driver	Passenger
Electronically between belt load cell and "D" ring	mm/cm	*	*
Mechanically	mm/cm	N/A	N/A

* Not used with shoulder belt pre-tensioner systems

DATA SHEET NO. 10
SUMMARY OF FMVSS 212 DATA

Test Vehicle: 2004 Lexus RX330 SUV NHTSA No.: M45101
Test Program: 2003 NHTSA 35mph NCAP Test Date: 8/28/03

Windshield Mounting Details: Windshield glass is secured to the vehicle frame with a rubber type adhesive. No molding covers the windshield periphery at any point.

The standard requires that the posttest retention measurement be a minimum of 75 percent of the pretest total periphery measurement for vehicles not equipped with occupant passive restraints and 50 percent for each side of the windshield for vehicles that are equipped with occupant passive restraints.

Temperature of windshield molding during test: 21.1 °C

WINDSHIELD PERIPHERY MEASUREMENTS

Measurement	Pre-Test(mm)	Post-Test(mm)	% of Retention
Left Side	2181.0	2181.0	100.0
Right Side	2181.0	2181.0	100.0
Total	4362.0	4362.0	100.0

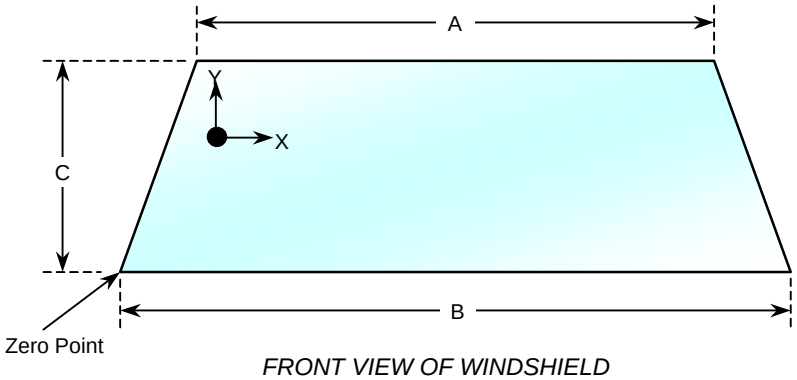

FRONT VIEW OF WINDSHIELD

WINDSHIELD DIMENSIONS

Item	Units	Segment Length	Molding Width
A	mm	1062.0	10.0
B	mm	1530.0	0.0
C-Left	mm	885.0	10.0
C-Right	mm	885.0	10.0

DATA SHEET NO. 11
WINDSHIELD ZONE INTRUSION FMVSS 219 DATA (PARTIAL)

Test Vehicle: 2004 Lexus RX330 SUV NHTSA No.: M45101
Test Program: 2003 NHTSA 35mph NCAP Test Date: 8/28/03

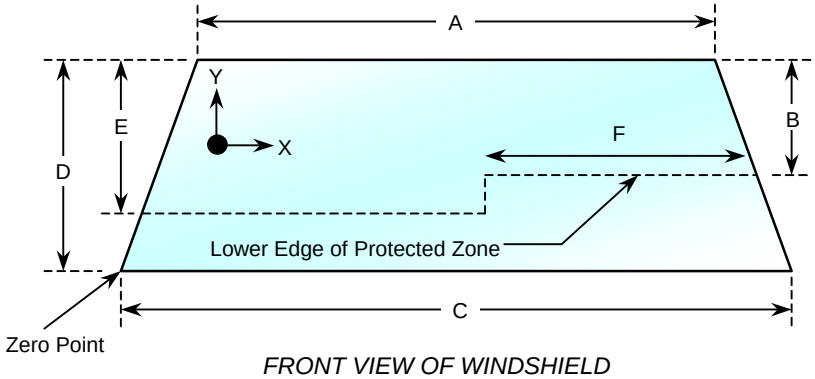

FRONT VIEW OF WINDSHIELD

WINDSHIELD AND PROTECTED ZONE

Item	Units	Value
A	mm	1062
B	mm	570
C	mm	1530
D	mm	885
E	mm	551
F	mm	410

AREA OF PROTECTED ZONE FAILURES

A. Provide coordinates of the area that the protected zone was penetrated more than 0.25 in. by a vehicle component other than one that is normally in contact with the windshield.

X	Y
N/A	N/A
N/A	N/A
N/A	N/A
N/A	N/A

B. Provide coordinates of the area beneath the protected zone that the inner surface of the windshield was penetrated by a vehicle component.

X	Y
N/A	N/A
N/A	N/A
N/A	N/A
N/A	N/A

DATA SHEET NO. 12

FMVSS 301 FUEL SYSTEM INTEGRITY POST IMPACT DATA

Test Vehicle: 2004 Lexus RX330 SUV NHTSA No.: M45101

Test Program: 2003 NHTSA 35mph NCAP Test Date: 8/28/03

Test Time: 2:26 PM Temperature: 37.2 Deg. C.

STODDARD SOLVENT SPILLAGE MEASUREMENTS

A. From impact until vehicle motion ceases: 0.0 oz.
(Maximum Allowable = 1 ounce)

B. For the 5 minute period after motion ceases: 0.0 oz.
(Maximum Allowable = 5 ounces)

C. For the following 25 minutes: 0.0 oz.
(Maximum Allowable = 1 oz./minute)

D. Spillage Location Details: No leakage occurred

DATA SHEET NO. 13
FMVSS 301 STATIC ROLLOVER DATA

Test Vehicle: 2004 Lexus RX330 SUV NHTSA No.: M45101
Test Program: 2003 NHTSA 35mph NCAP Test Date: 8/28/03

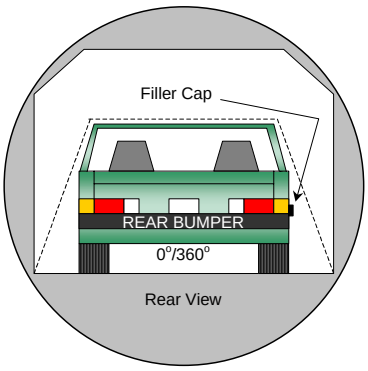

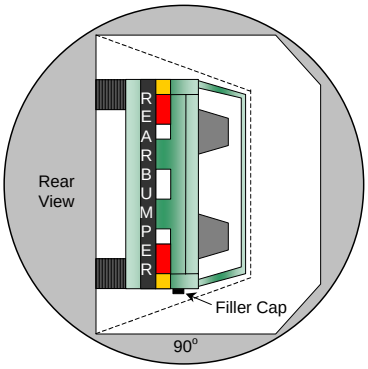

0° to 90°

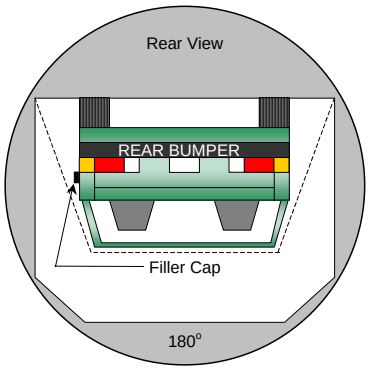

90° to 180°

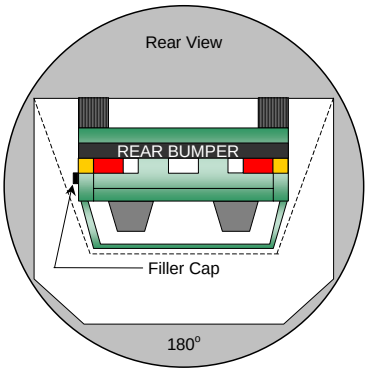

180° to 270°

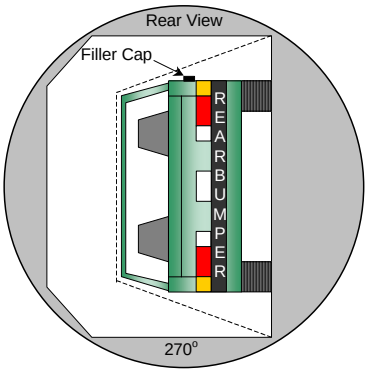

270° to 360°

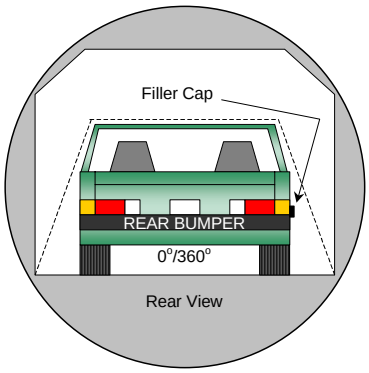

1. The specified fixture rollover rate for each 90° of rotation is 60 to 120 seconds.
2. The position hold time at each position is 300 seconds (minimum).
3. No solvent leakage occurred during rollover.

DATA SHEET NO. 13….(CONTINUED)
FMVSS 301 STATIC ROLLOVER DATA

Test Vehicle: 2004 Lexus RX330 SUV NHTSA No.: M45101
Test Program: 2003 NHTSA 35mph NCAP Test Date: 8/28/03

SOLVENT COLLECTION TIME TABLE IN SECONDS

Test Phase	Rotation Time	Hold Time	Total Time
0° to 90°	82	300	382
90° to 180°	81	300	381
180° to 270°	77	300	377
270° to 360°	78	300	378

FMVSS 301 SPILLAGE TABLE REQUIREMENT (oz.)

First 5 Minutes	5.0
Sixth Minute	1.0
Seventh Minute	1.0
Eighth Minute	1.0

ACTUAL TEST VEHICLE SOLVENT SPILLAGE TABLE (oz.)

Test Phase	First 5 Minutes	Sixth Minute	Seventh Minute	Eighth Minute
0° to 90°	0	0	0	0
90° to 180°	0	0	0	0
180° to 270°	0	0	0	0
270° to 360°	0	0	0	0

SOLVENT SPILLAGE LOCATION TABLE

Test Phase	Spillage Location
0° to 90°	None
90° to 180°	None
180° to 270°	None
270° to 360°	None

DATA SHEET NO. 14
VEHICLE MEASUREMENTS

Test Vehicle: 2004 Lexus RX330 SUV NHTSA No.: M45101
Test Program: 2003 NHTSA 35mph NCAP Test Date: 8/28/03

VEHICLE MEASUREMENT TABLE

No.	Measurement Description	Units	Pre-Test	Post-Test	Diff.
1	Total length of vehicle at centerline	mm	4728	4203	-525
2	RSOV to front of engine	mm	4164	4011	-153
3	RSOV to firewall centerline	mm	3768	3739	-29
4	RSOV to leading edge of right door	mm	3265	3271	6
5	RSOV to leading edge of left door	mm	3262	3269	7
6	RSOV to lower leading edge of right door	mm	3227	3217	-10
7	RSOV to lower leading edge of left door	mm	3220	3223	3
8	RSOV to upper trailing edge of right door	mm	2185	2190	5
9	RSOV to upper trailing edge of left door	mm	2178	2186	8
10	RSOV to lower trailing edge of right door	mm	2155	2146	-9
11	RSOV to lower trailing edge of left door	mm	2150	2149	-1
12	RSOV to bottom of right 'A' pillar	mm	3251	3251	0
13	RSOV to bottom of left 'A' pillar	mm	3251	3248	-3
14	RSOV to firewall on right side	mm	3818	3710	-108
15	RSOV to firewall on left side	mm	3813	3768	-45
16	RSOV to steering column	mm	2865	2913	48
17	Center of steering column to left 'A' pillar	mm	390	395	5
18	Center of steering column to headlining	mm	430	420	-10
19	RSOV to right side of front bumper	mm	4516	4123	-393
20	RSOV to left side of front bumper	mm	4516	4225	-291
21	Length of engine block	mm	515	515	0
RD	RSOV to right side of dash panel	mm	3033	3028	-5
CD	RSOV to center of dash panel	mm	2995	3028	33
LD	RSOV to left side of dash panel	mm	3031	3029	-2

All measurements in millimeters

DATA SHEET NO. 14…..(CONTINUED)
VEHICLE STRUCTURAL MEASUREMENTS

Test Vehicle: 2004 Lexus RX330 SUV NHTSA No.: M45101
Test Program: 2003 NHTSA 35mph NCAP Test Date: 8/28/03

VEHICLE STRUCTURAL MEASUREMENT TABLE

No.	Measurement Description	Units	Pre-Test	Post-Test	Diff.
1	Total length	mm	4728	4203	-525
2	Total width	mm	1835	1860	25
3	Bumper top height	mm	760	758	-2
4	Bumper bottom height	mm	414	386	-28
5	Longitudinal member top height	mm	606	730	124
6	Longitudinal member bottom height	mm	526	625	99
7	Distance between longitudinal members	mm	1000	1015	15
8	Longitudunal member width	mm	85	105	20
9	Engine top height	mm	875	870	-5
10	Engine bottom height	mm	256	251	-5
11	Engine and gear box width	mm	365	365	0
12	Front bumper to engine distance	mm	564	136	-428
13	Front shock absorber fixing width	mm	996	1001	5
14	Bonnet leading edge height	mm	730	980	250
15	Front shock absorber fixing width	mm	1195	1160	-35
16	Front bumper to front axle distance	mm	975	474	-501
17	Front axle to 'A' pillar distance	mm	520	450	-70
18	'A' pillar to 'B' pillar distance	mm	1102	1100	-2
19	'B' pillar to rear axle distance	mm	1112	1115	3
20	'B' pillar to 'C' pillar distance	mm	995	1000	5
21	Roof sill bottom height	mm	1509	1483	-26
22	Roof sill top height	mm	1622	1612	-10
23	Floor sill bottom height	mm	265	270	5
24	Floor sill top height	mm	468	457	-11

All measurements in millimeters

DATA SHEET NO. 14…(CONTINUED)
VEHICLE MEASUREMENTS

Test Vehicle: 2004 Lexus RX330 SUV NHTSA No.: M45101
Test Program: 2003 NHTSA 35mph NCAP Test Date: 8/28/03

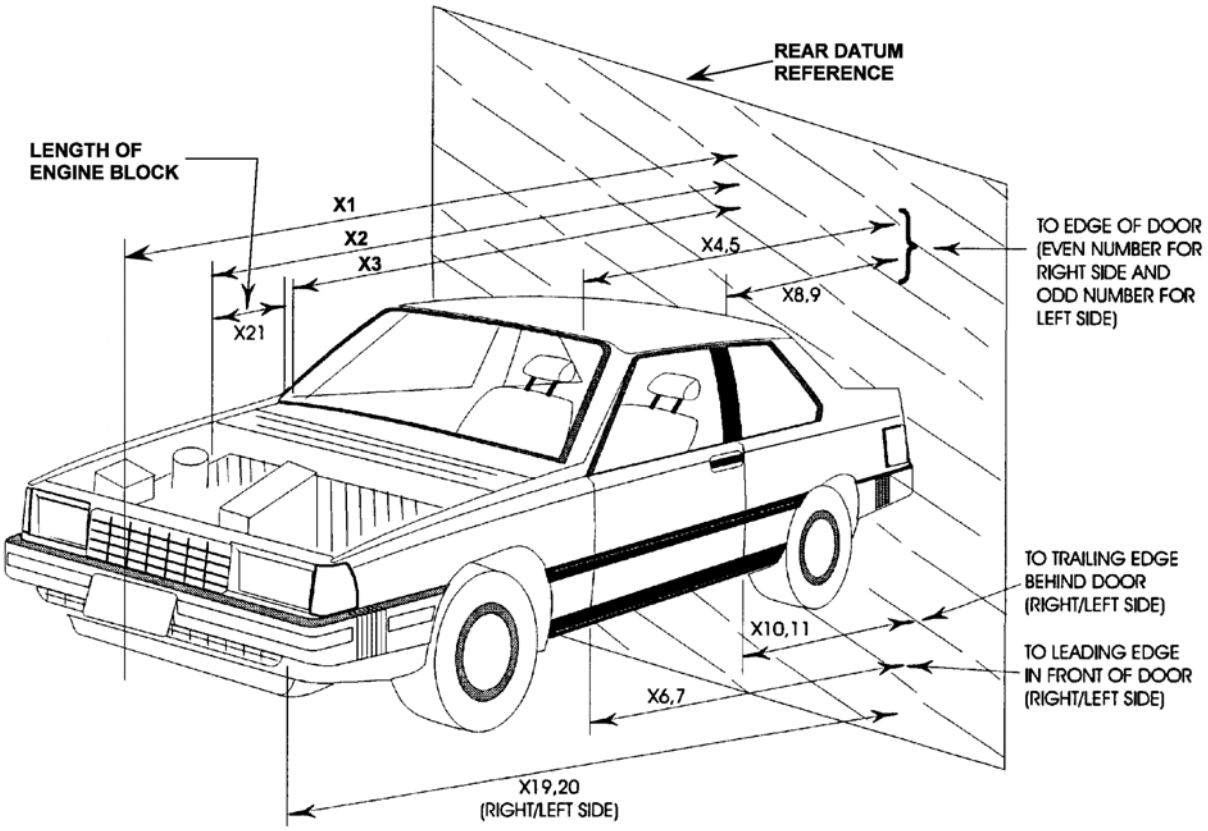

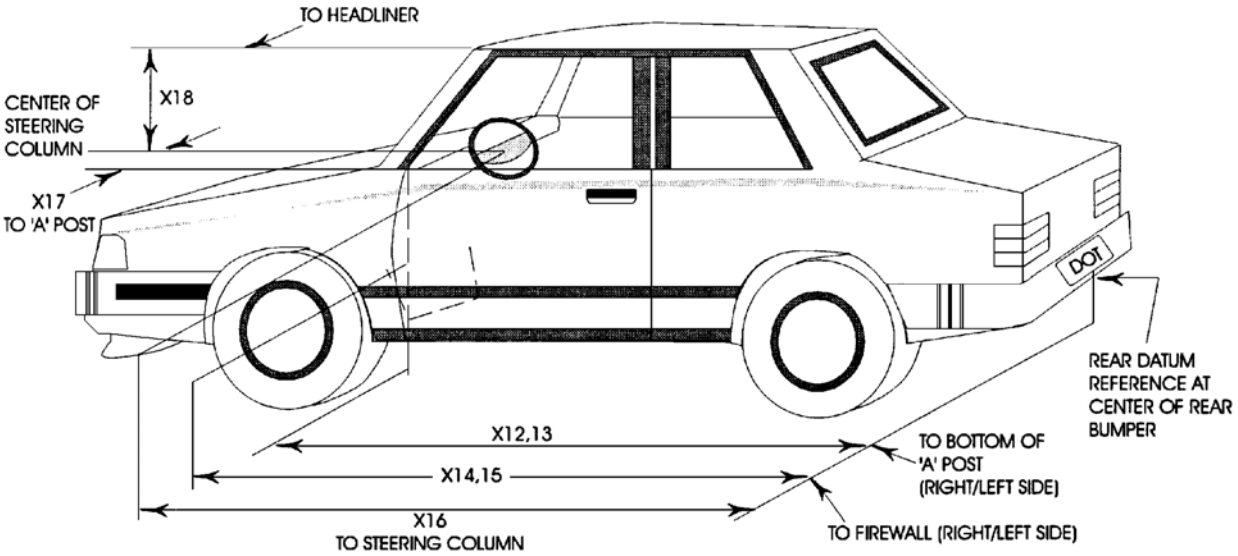

DATA SHEET NO. 15
CAMERA LOCATIONS

Test Vehicle: 2004 Lexus RX330 SUV NHTSA No.: M45101
Test Program: 2003 NHTSA 35mph NCAP Test Date: 8/28/03

VEHICLE CAMERA MEASUREMENT TABLE

No.	Camera View	Location (mm)			Angle (deg.)	Film Plane to Head	Lens (mm)	Speed (fps)
		X	Y	Z				
1	Real Time	9144	-6096	1372	0	N/A	N/A	30
2	Driver Overall	1930	8357	1321	4	7911	13	1020
2B	Driver Overall	1626	8230	1092	4	7811	17	No Time
3	Driver Close-up	1727	8230	1600	4	7800	35	1010
4	3/4 Driver	6477	10185	4648	13	11061	105	990
5	Steering Column	1524	1524	3404	20	8069	19	970
6	Steering Column	1524	1524	2997	16	7977	19	1010
7	Driver Side Child	2896	2896	1575	20	1144	8.5	1000
7B	Driver Side Child	2642	8230	2286	10	7956	50	980
8	Passenger Overall	2057	-8306	1219	6	7856	13	DNR
9	Passenger Close-up	1676	-8052	1219	4	7626	50	DNR
10	3/4 Passenger	8026	-8941	2997	9	10339	80	960
11	Passenger Door	2438	-8052	1524	4	7597	35	980
12	Passenger Side Child	2896	711	1575	20	1144	8.5	1000
12B	Passenger Side Child	2746	-8331	1524	10	7991	50	DNR
13	Driver Front	-610	406	2743	40	N/A	13	1030
14	Passenger Front	-610	406	2743	40	N/A	13	1040
15	Overhead	610	0	6172	90	N/A	13	DNR
16	Pit Engine	762	0	-1499	90	N/A	6	DNR
17	Pit Fuel Tank	3658	0	-1499	90	N/A	6	DNR
18	Driver Side Digital B/W	1930	9271	1473	5	8824	5.7	500
19	Driver Side Digital B/W	1727	9271	1829	5	8846	13	500
20	Passenger Side Digital B/W	2057	-8611	1524	5	8160	6	500
21	Passenger Side Digital B/W	1676	-8611	1524	5	8182	12	500

X = Barrier Face Y = Monorail Centerline Z = Ground DNR = Did Not Run

DATA SHEET NO. 16
PHOTOGRAPHIC REFERENCE TARGET LOCATIONS

Test Vehicle: 2004 Lexus RX330 SUV NHTSA No.: M45101
Test Program: 2003 NHTSA 35mph NCAP Test Date: 8/28/03

All Dimensions in (mm)	
Item	Value
A	498
B	920
C	2745
D	606
E	1363
F	155
G	1703
H	890
I	1488
J	855
K	855
L	1533
M	896
N	1533
O	855
P	855
Q	1510

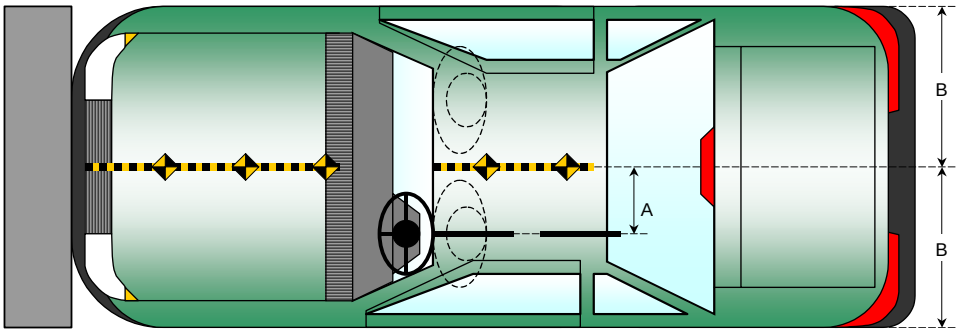

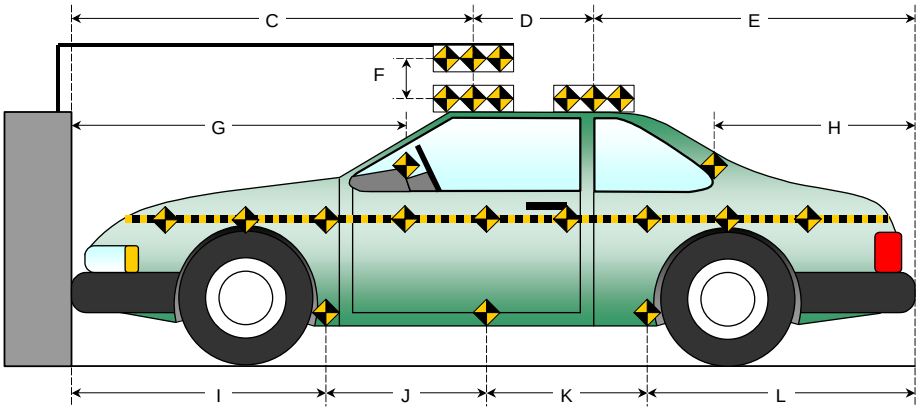

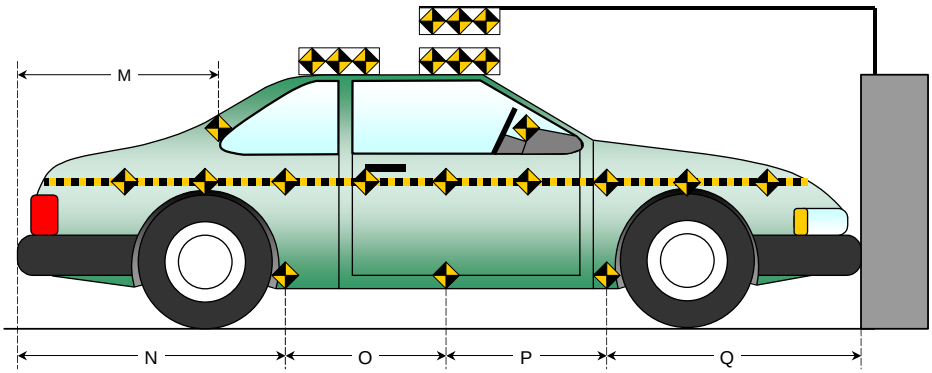

DATA SHEET NO. 17
VEHICLE INTRUSION MEASUREMENTS

Test Vehicle: 2004 Lexus RX330 SUV NHTSA No.: M45101
Test Program: 2003 NHTSA 35mph NCAP Test Date: 8/28/03

DOOR OPENING WIDTH TABLE

Item	Description	Units	Pre-Test	Post-Test	Diff.
A	Left Side Upper	mm	1011	1008	-3
B	Left Side Lower	mm	948	947	-1
D	Right Side Upper	mm	1008	1007	-1
E	Right Side Lower	mm	948	946	-2

WHEELBASE MEASUREMENT TABLE

Item	Description	Units	Pre-Test	Post-Test	Diff.
C	Left Side Wheel Base	mm	2720	2665	-55
F	Right Side Wheel Base	mm	2720	2675	-45

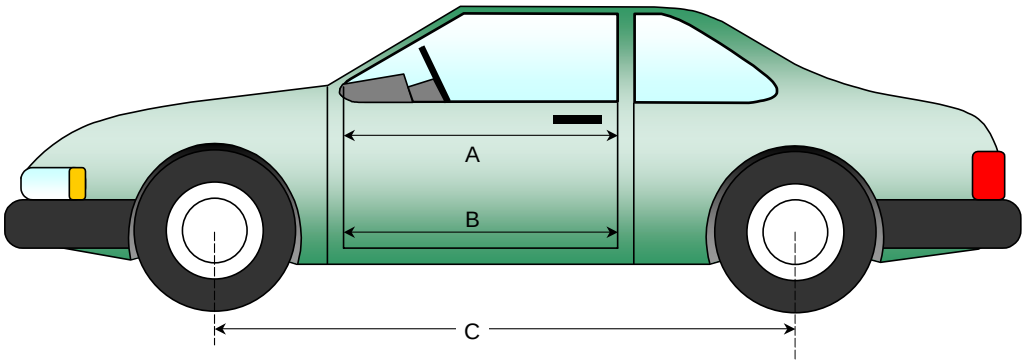

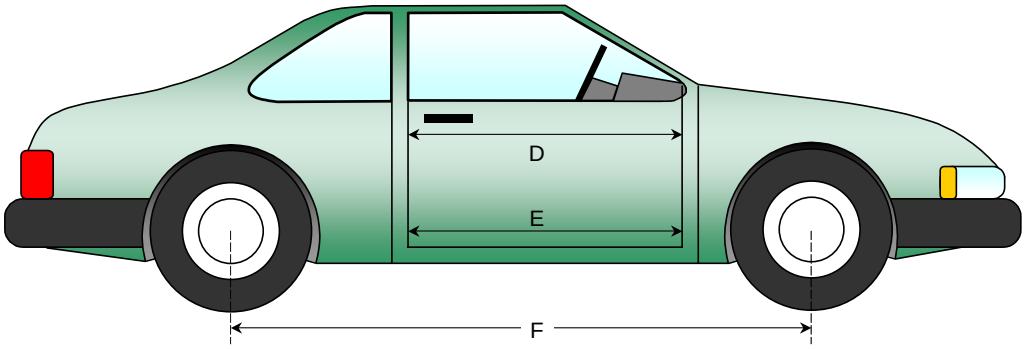

DATA SHEET NO. 17…(CONTINUED)
VEHICLE INTRUSION MEASUREMENTS

Test Vehicle: 2004 Lexus RX330 SUV NHTSA No.: M45101
Test Program: 2003 NHTSA 35mph NCAP Test Date: 8/28/03

DRIVER COMPARTMENT INTRUSION TABLE

Item	Description	Units	Pre-Test	Post-Test	Diff.
AB	Door Opening (Inside window jam)	mm	1011	1008	-3
CX	Left Knee Bolster to X	mm	272	290	18
DX	Right Knee Bolster to X	mm	257	246	-11
EX	Brake Pedal to X	mm	556	600	44
FX	Foot Rest to X	mm	545	500	-45
GX	Center of Steering Wheel Hub to X	mm	65	115	50

X = Left Front Seat Outboard Anchor Bolt Head

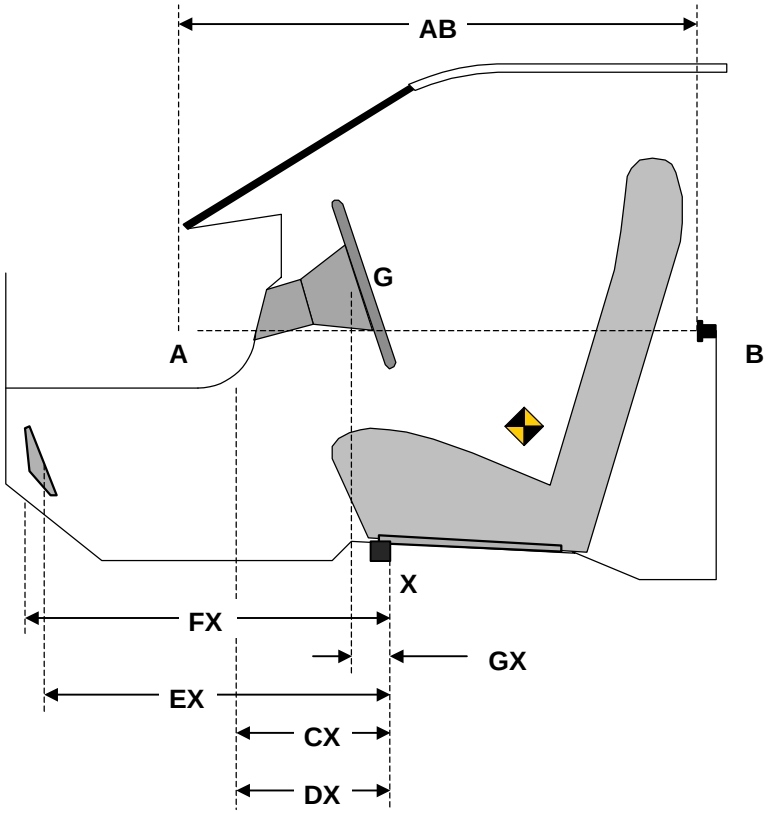

DATA SHEET NO. 17…(CONTINUED)
VEHICLE INTRUSION MEASUREMENTS

Test Vehicle: 2004 Lexus RX330 SUV NHTSA No.: M45101
Test Program: 2003 NHTSA 35mph NCAP Test Date: 8/28/03

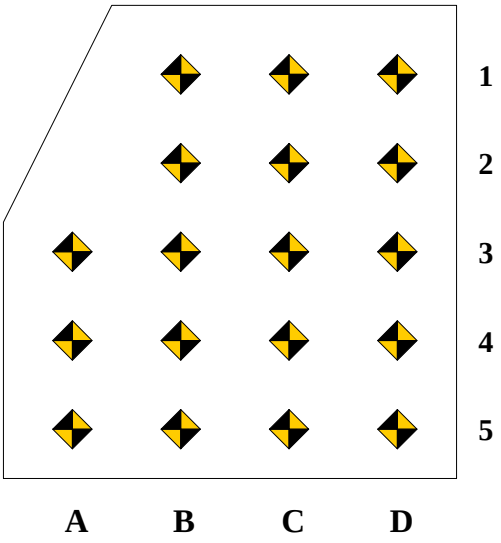

Measurement reference point for X and Z-axis is the forward outboard seat mounting bolt.

Columns A through D are evenly spaced.

Rows 1 and 2 are on the toe kick portion of the floor pan. Rows 3,4 and 5 are located on the most level portion of the floor pan.

Row 3 will be at the intersection of the toe kick and the level sections of the floor pan.

DRIVER FLOOR PAN X-AXIS

	Pre-Test				Post-Test				Difference			
	A	B	C	D	A	B	C	D	A	B	C	D
1		634	635	634		626	614	616		-8	-21	-18
2		544	547	546		525	517	520		-19	-30	-26
3	451	444	446	444	422	421	416	415	-29	-23	-30	-29
4	350	344	346	344	322	318	316	313	-28	-26	-30	-31
5	250	244	244	244	226	216	215	219	-24	-28	-29	-25

DRIVER FLOOR PAN Z-AXIS

	Pre-Test				Post-Test				Difference			
	A	B	C	D	A	B	C	D	A	B	C	D
1		-40	-30	-35		-12	5	-10		28	35	25
2		-65	-50	-65		-72	-29	-43		-7	21	22
3	-70	-75	-55	-65	-56	-57	-40	-51	14	18	15	14
4	-80	-82	-55	-65	-70	-70	-50	-59	10	12	5	6
5	-75	-90	-58	-63	-55	-90	-55	-63	20	0	3	0

DATA SHEET NO. 17…(CONTINUED)
VEHICLE INTRUSION MEASUREMENTS

Test Vehicle: 2004 Lexus RX330 SUV NHTSA No.: M45101
Test Program: 2003 NHTSA 35mph NCAP Test Date: 8/28/03

Measurement reference point for X and Z axis is the forward outboard seat mounting bolt.

Columns A through D are evenly spaced.

Rows 1 and 2 are on the toe kick portion of the floor pan. Rows 3,4, and 5 are located on the most level portion of the floor pan.

Row 3 will be at the intersection of the toe kick and the level sections of the floor pan.

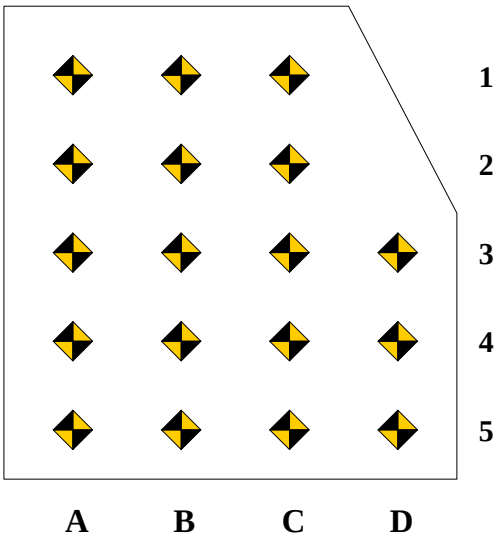

PASSENGER FLOOR PAN Z-AXIS

	Pre-Test				Post-Test				Difference			
	A	B	C	D	A	B	C	D	A	B	C	D
1	831	832	826		697	710	706		-134	-122	-120	
2	729	728	726		670	664	678		-59	-64	-48	
3	629	628	623	628	617	608	595	600	-12	-20	-28	-28
4	529	526	523	528	518	508	497	501	-11	-18	-26	-27
5	429	425	423	428	414	408	397	400	-15	-17	-26	-28

PASSENGER FLOOR PAN Z-AXIS

	Pre-Test				Post-Test				Difference			
	A	B	C	D	A	B	C	D	A	B	C	D
1	85	86	110		156	151	160		71	65	50	
2	16	6	36		65	62	78		49	56	42	
3	-54	-54	-22	-38	-12	-8	15	15	42	46	37	53
4	-66	-66	-39	-60	-25	-28	-12	-10	41	38	27	50
5	-76	-76	-45	-58	-41	-40	-20	-20	35	36	25	38

DATA SHEET NO. 18
FIXED BARRIER LOAD CELL LOCATIONS

Test Vehicle:	2004 Lexus RX330 SUV	NHTSA No.:	M45101
Test Program:	2003 NHTSA 35mph NCAP	Test Date:	8/28/03

36 Load Cell Rigid Barrier (NHTSA Standard)
Load Cell Locations on Fixed Barrier

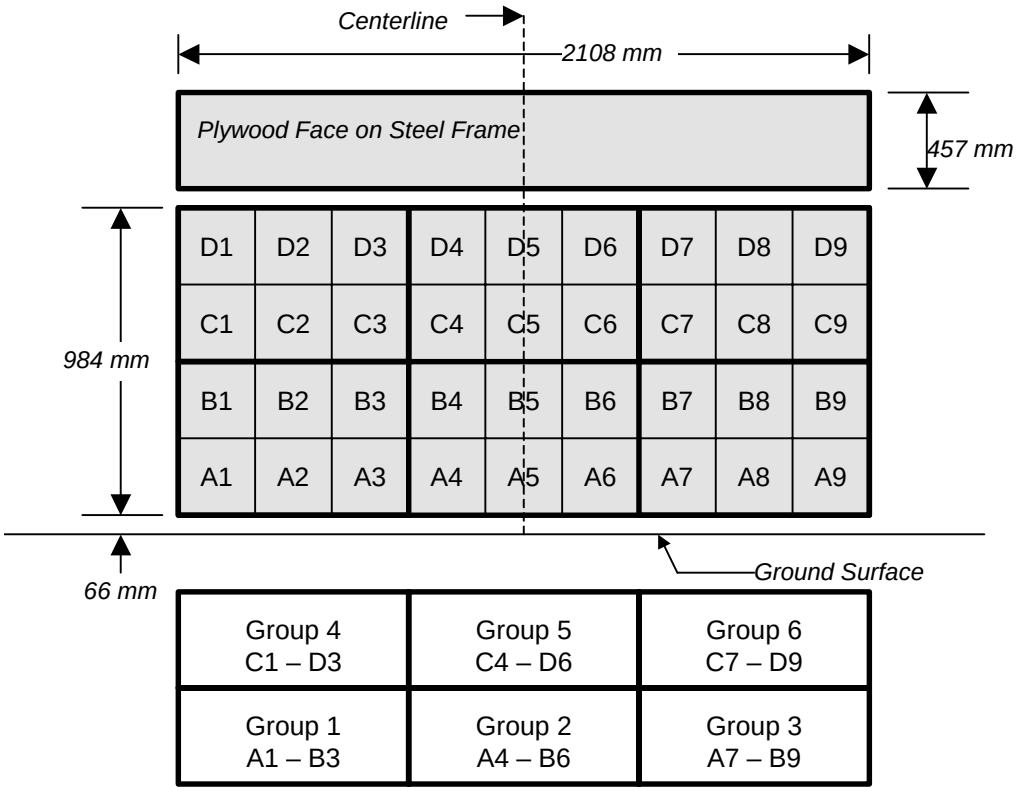

6 Groups of 6 Load Cells Each

The Data is presented in Appendix C with the following requirements:

1.) Data from 36 individual load cells

2.) Sum data from 6 groupings shown above (6 cells/group)

3.) Total or sum of all 36 individual load cells

4.) Sum of all 36 individual load cells vs. vehicle dynamic crush

DATA SHEET NO. 19
ACCIDENT INVESTIGATION DIVISION DATA

Test Vehicle: 2004 Lexus RX330 SUV NHTSA No.: M45101
Test Program: 2003 NHTSA 35mph NCAP Test Date: 8/28/03

VEHICLE INFORMATION

VIN: JTJHA31U040017211 Wheel base (mm): 2720
Vehicle Size Category: 4-Door Test Weight (kg): 2110

ACCELEROMETER DATA

Accelerometer Location: Left rear floor pan
Cal. Procedure/Interval: 6 months / drop test
Integration Algorithm: NHTSA Standard Linearity: Good
Impact Velocity (km/h): 56.10
Velocity Change (km/h): 61.27 Time of Separation (msec): 69.5

CRUSH PROFILE

Collision Deformation Classification: 12FDEW6 Midpoint of Damage: Vehicle Centerline
Damage Region Length (mm): 1500 Impact Mode: Full Frontal

No.	Measurement Description	Units	Pre-Test	Post-Test	Difference
C1	Crush zone 1 at left side	mm	212	503	-291
C2	Crush zone 2 on left side	mm	65	542	-477
C3	Crush zone 3 on left side	mm	7	525	-518
C4	Crush zone 4 on right side	mm	7	551	-544
C5	Crush zone 5 on right side	mm	62	618	-556
C6	Crush zone 6 at right side	mm	212	602	-390

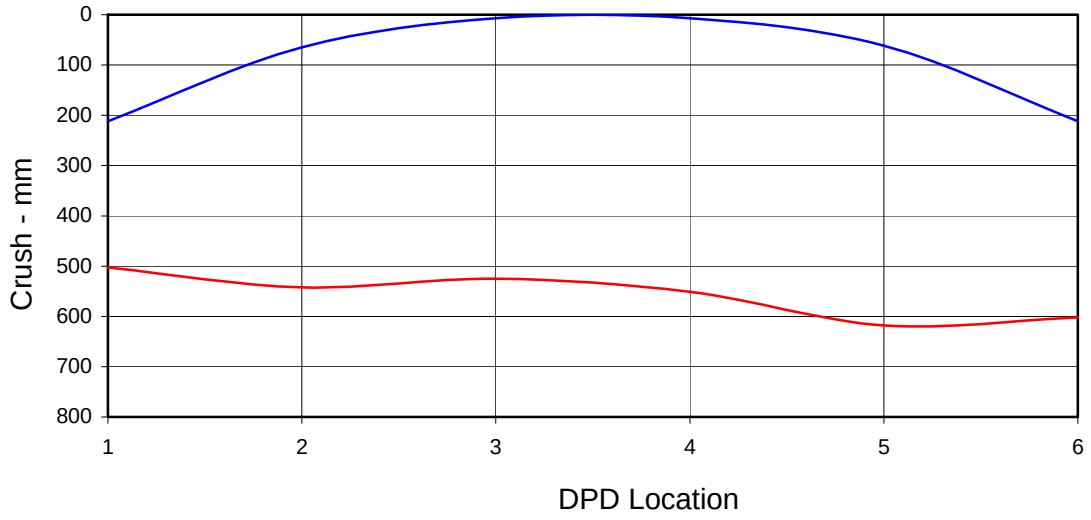

DATA SHEET NO. 20
DUMMY/VEHICLE TEMPERATURE STABILIZATION

Test Vehicle: 2004 Lexus RX330 SUV NHTSA No.: M45101
Test Program: 2003 NHTSA 35mph NCAP Test Date: 8/28/03

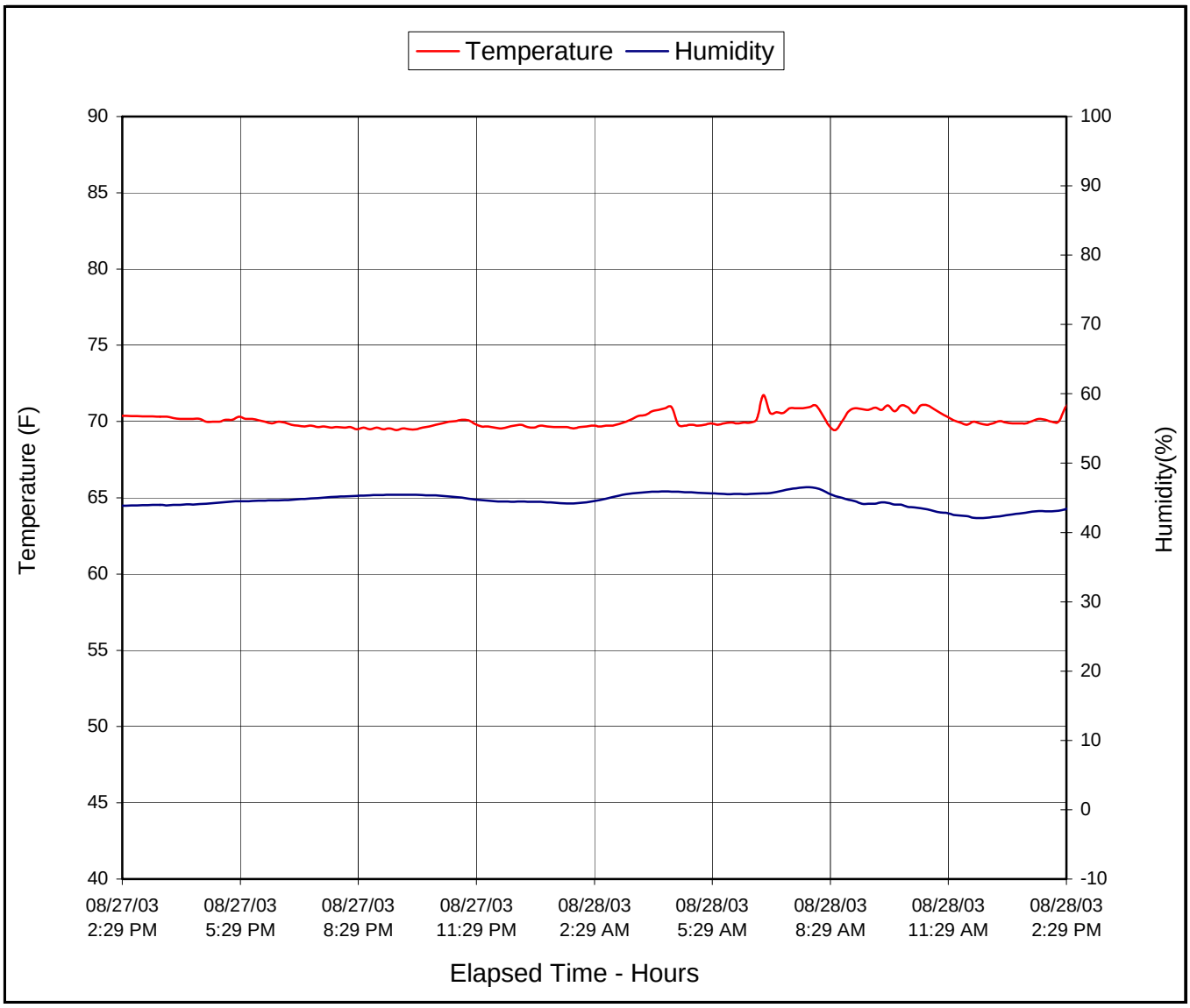

APPENDIX A

PHOTOGRAPHS

LIST OF PHOTOGRAPHS

Figure		Page
A-1	Load Cell Location	A-1
A-2	Vehicle Certification Label*	A-2
A-3	Vehicle Tire Label	A-3
A-4	Right Front ¾ View, As Received	A-4
A-5	Left Rear ¾ View, As Received	A-5
A-6	Pre-Test Front View	A-6
A-7	Post-Test Front View	A-7
A-8	Pre-Test Left Side View	A-8
A-9	Post-Test Left Side View	A-9
A-10	Pre-Test Right Side View	A-10
A-11	Post-Test Right Side View	A-11
A-12	Pre-Test Right Front 3/4 View	A-12
A-13	Post-Test Right Front 3/4 View	A-13
A-14	Pre-Test Left Rear 3/4 View	A-14
A-15	Post-Test Left Rear 3/4 View	A-15
A-16	Left Rear 3/4 View of Doors After Impact	A-16
A-17	Right Rear 3/4 View of Doors After Impact	A-17
A-18	Pre-Test Windshield View	A-18
A-19	Post-Test Windshield View	A-19
A-20	Pre-Test Engine Compartment	A-20
A-21	Post-Test Engine Compartment	A-21
A-22	Pre-Test Fuel Cap	A-22
A-23	Post-Test Fuel Cap	A-23
A-24	Pre-Test Front Underbody View	A-24
A-25	Post-Test Front Underbody View	A-25
A-26	Pre-Test Mid Underbody View	A-26
A-27	Post-Test Mid Underbody View	A-27
A-28	Pre-Test Rear Underbody View	A-28
A-29	Post-Test Rear Underbody View	A-29
A-30	Pre-Test Driver Dummy Front View (Head Position)	A-30
A-31	Post-Test Driver Dummy Front View (Head Position)	A-31
A-32	Pre-Test Driver Dummy Front Through Window	A-32
A-33	Post-Test Driver Dummy Front Through Window	A-33
A-34	Pre-Test Driver Dummy Door Open	A-34
A-35	Post-Test Driver Dummy Door Open	A-35

Note: Vehicle is a 2004, information placard on vehicle in photos shows 2003.

Figure		Page
A-36	Pre-Test Driver Dummy Feet	A-36
A-37	Post-Test Driver Dummy Feet	A-37
A-38	Pre-Test Driver Side Knee Bolster	A-38
A-39	Post-Test Driver Side Knee Bolster	A-39
A-40	Pre-Test Driver Side Floor Pan	A-40
A-41	Post-Test Driver Side Floor Pan	A-41
A-42	Post-Test Driver Dummy Head	A-42
A-43	Post-Test Driver Dummy Contact to Air Bag	A-43
A-44	Pre-Test Passenger Dummy Front View (Head Position)	A-44
A-45	Post-Test Passenger Dummy Front View (Head Position)	A-45
A-46	Pre-Test Passenger Dummy Front Through Window	A-46
A-47	Post-Test Passenger Dummy Front Through Window	A-47
A-48	Pre-Test Passenger Dummy Door Open	A-48
A-49	Post-Test Passenger Dummy Door Open	A-49
A-50	Pre-Test Passenger Dummy Feet	A-50
A-51	Post-Test Passenger Dummy Feet	A-51
A-52	Pre-Test Passenger Side Floor Pan	A-52
A-53	Post-Test Passenger Side Floor Pan	A-53
A-54	Pre-Test Passenger Side Knee Bolster	A-54
A-55	Post-Test Passenger Side Knee Bolster	A-55
A-56	Post-Test Passenger Dummy Head	A-56
A-57	Post-Test Passenger Dummy Contact to Air Bag	A-57
A-58	Vehicle on Rollover Device	A-58
A-59	Vehicle During Impact	A-59



Figure A-1: Load Cell Location

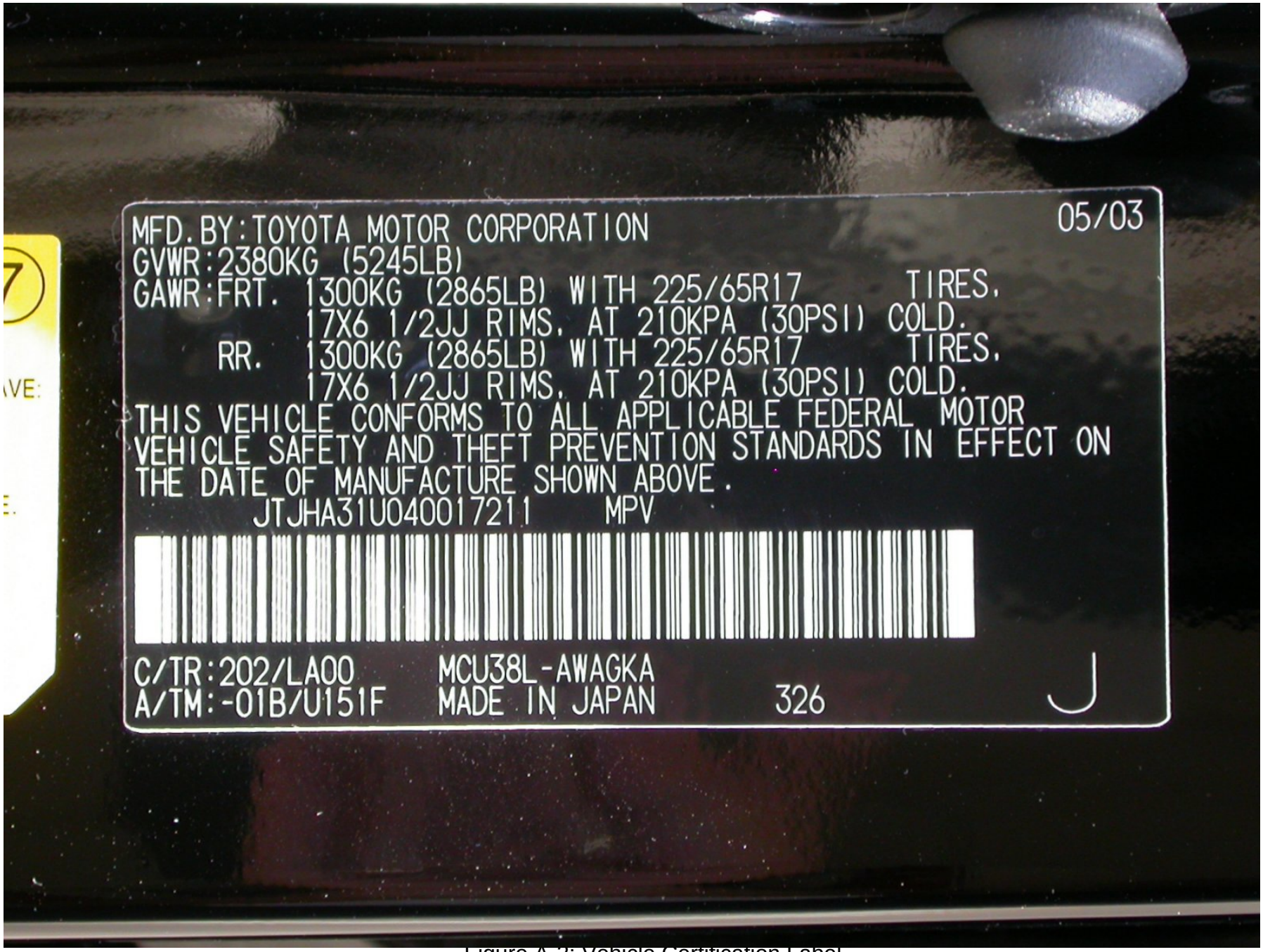

Figure A-2: Vehicle Certification Label

Note: Vehicle is a 2004, information placard on vehicle in photos shows 2003.

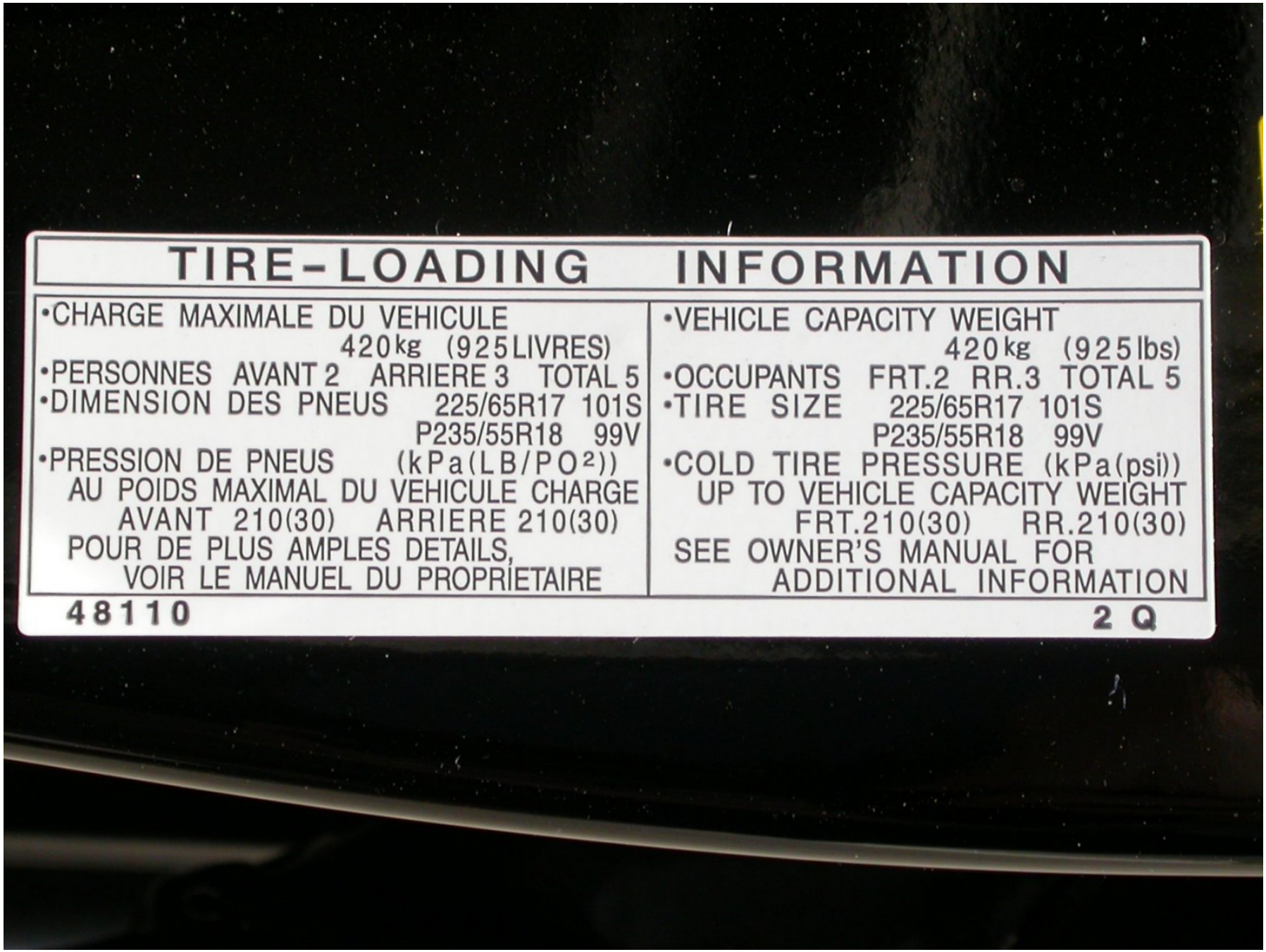

Figure A-3: Vehicle Tire Label

Figure A-4: Right Front ¾ View, As Received

Figure A-5: Left Rear ¾ View, as Received

Figure A-6: Pre-Test Front View

Figure A-7: Post-Test Front View (Vehicle Moved)

Figure A-8: Pre-Test Left Side View

Figure A-9: Post-Test Left Side View

Figure A-10: Pre-Test Right Side View

Figure A-11: Post-Test Right Side View

Figure A-12: Pre-Test Right Front ¾ View

Figure A-13: Post-Test Right Front ¾ View (Vehicle Moved)

Figure A-14: Pre-Test Left Rear ¾ View

Figure A-15: Post-Test Left Rear ¾ View

Figure A-16: Left Rear ¾ View of Doors After Impact

Figure A-17: Right Rear ¾ View of Doors After Impact



Figure A-18: Pre-Test Windshield View

Figure A-19: Post-Test Windshield View

Figure A-20: Pre-Test Engine Compartment

Figure A-21: Post-Test Engine Compartment (Vehicle Moved)



Figure A-22: Pre-Test Fuel Cap

Figure A-23: Post-Test Fuel Cap



Figure A-24: Pre-Test Front Underbody View

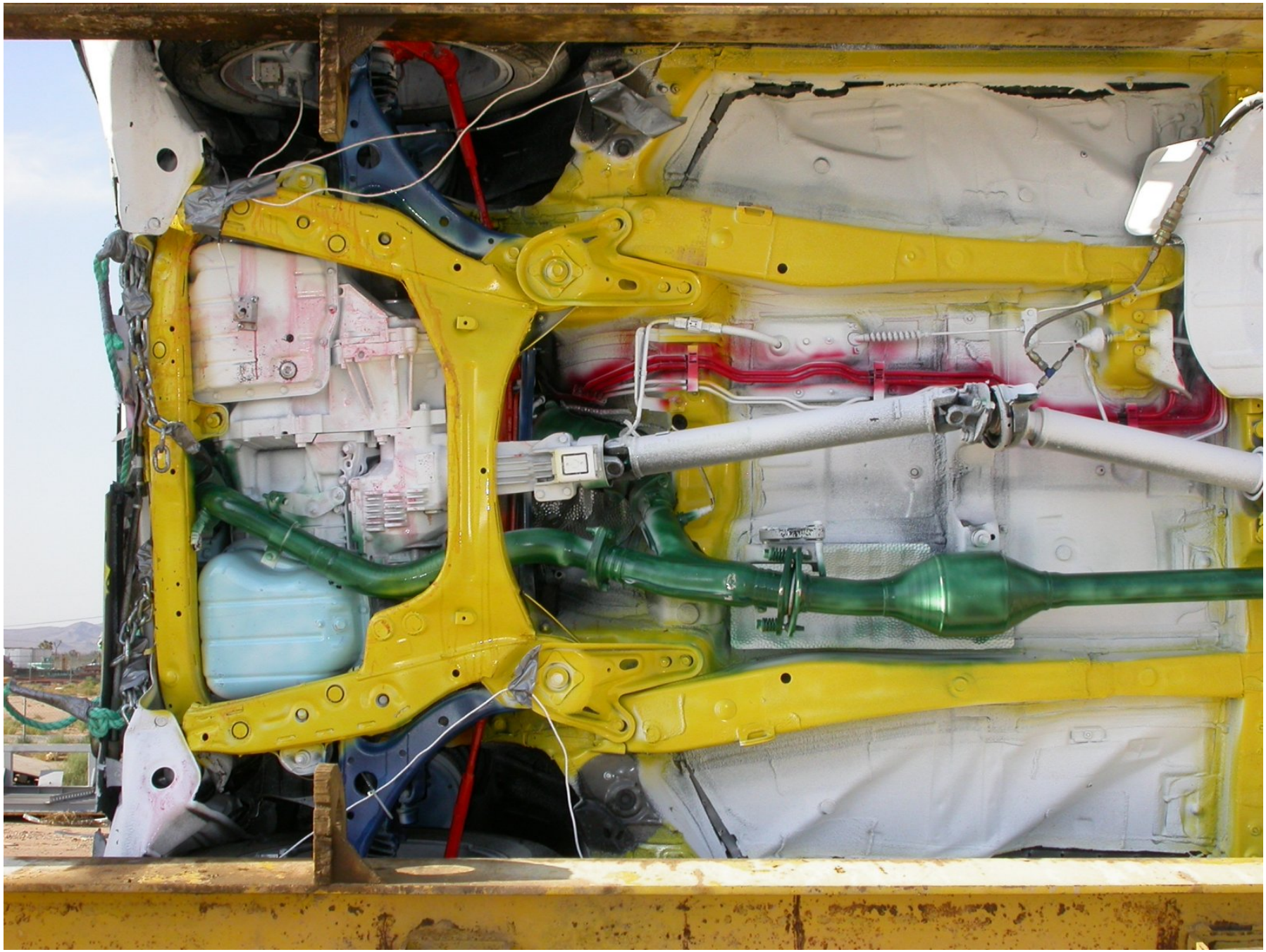

Figure A-25: Post-Test Front Underbody View



Figure A-26: Pre-Test Mid Underbody View

Figure A-27: Post-Test Mid Underbody View

Figure A-28: Pre-Test Rear Underbody View

Figure A-29: Post-Test Rear Underbody View

Figure A-30: Pre-Test Driver Dummy Front View (Head Position)

Figure A-31: Post-Test Driver Dummy Front View (Head Position)



Figure A-32: Pre-Test Driver Dummy Front Through Window

Figure A-33: Post-Test Driver Dummy Front Through Window

Figure A-34: Pre-Test Driver Dummy Door Open

Figure A-35: Post-Test Driver Dummy Door Open

Figure A-36: Pre-Test Driver Dummy Feet

Figure A-37: Post-Test Driver Dummy Feet

Figure A-38: Pre-Test Driver Side Knee Bolster

Figure A-39: Post-Test Driver Side Knee Bolster

Figure A-40: Pre-Test Driver Side Floor Pan

Figure A-41: Post-Test Driver Side Floor Pan

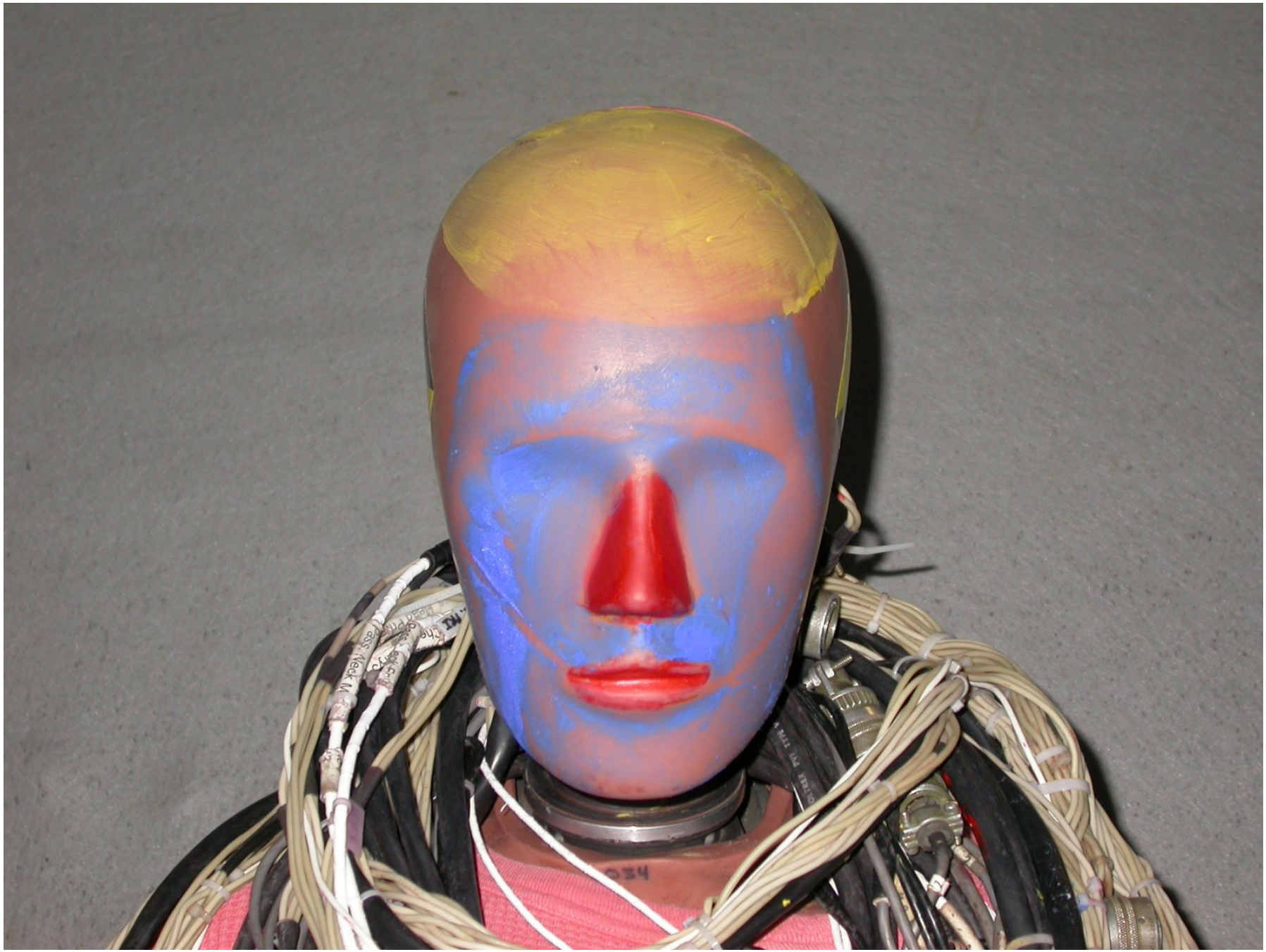

Figure A-42: Post-Test Driver Dummy Head

Figure A-43: Post-Test Driver Dummy Contact to Air Bag

Figure A-44: Pre-Test Passenger Dummy Front View (Head Position)

Figure A-45: Post-Test Passenger Dummy Front View (Head Position)



Figure A-46: Pre-Test Passenger Dummy Front Through Window

Figure A-47: Post-Test Passenger Dummy Front Through Window

Figure A-48: Pre-Test Passenger Dummy Door Open

Figure A-49: Post-Test Passenger Dummy Door Open

Figure A-50: Pre-Test Passenger Dummy Feet

Figure A-51: Post-Test Passenger Dummy Feet

Figure A-52: Pre-Test Passenger Side Floor Pan

Figure A-53: Post-Test Passenger Side Floor Pan

Figure A-54: Pre-Test Passenger Side Knee Bolster

Figure A-55: Post-Test Passenger Side Knee Bolster

Figure A-56: Post-Test Passenger Dummy Head

Figure A-57: Post-Test Passenger Dummy Contact to Air Bag

Figure A-58: Vehicle on Rollover Device

Figure A-59: Vehicle During Impact

APPENDIX B

DATA PLOTS

LIST OF DATA PLOTS

Data Plot		Page
B-1	Driver Head Primary X	B-1
B-2	Driver Head Primary X Velocity	B-2
B-3	Driver Head Primary X Displacement	B-3
B-4	Driver Head Primary Y	B-4
B-5	Driver Head Primary Z	B-5
B-6	Driver Head Resultant Primary	B-6
B-7	Driver Head Redundant X	B-7
B-8	Driver Head Redundant X Velocity	B-8
B-9	Driver Head Redundant X Displacement	B-9
B-10	Driver Head Redundant Y	B-10
B-11	Driver Head Redundant Z	B-11
B-12	Driver Head Resultant Redundant	B-12
B-13	Driver Neck Force X	B-13
B-14	Driver Neck Force Y	B-14
B-15	Driver Neck Force Z	B-15
B-16	Driver Neck Force Resultant	B-16
B-17	Driver Neck Moment X	B-17
B-18	Driver Neck Moment Y	B-18
B-19	Driver Neck Moment Z	B-19
B-20	Driver Neck Moment Resultant	B-20
B-21	Driver Chest Primary X	B-21
B-22	Driver Chest Primary X Velocity	B-22
B-23	Driver Chest Primary X Displacement	B-23
B-24	Driver Chest Primary Y	B-24
B-25	Driver Chest Primary Z	B-25
B-26	Driver Chest Primary Resultant	B-26
B-27	Driver Chest Redundant X	B-27
B-28	Driver Chest Redundant X Velocity	B-28
B-29	Driver Chest Redundant X Displacement	B-29
B-30	Driver Chest Redundant Y	B-30
B-31	Driver Chest Redundant Z	B-31
B-32	Driver Chest Redundant Resultant	B-32
B-33	Driver Chest Displacement X	B-33

Data Plot		Page
B-34	Driver Pelvis X	B-34
B-35	Driver Pelvis X Velocity	B-35
B-36	Driver Pelvis X Displacement	B-36
B-37	Driver Pelvis Y	B-37
B-38	Driver Pelvis Z	B-38
B-39	Driver Pelvis Resultant	B-39
B-40	Driver Left Femur Force	B-40
B-41	Driver Right Femur Force	B-41
B-42	Driver Left Upper Tibia Moment X	B-42
B-43	Driver Left Upper Tibia Moment Y	B-43
B-44	Driver Right Upper Tibia Moment X	B-44
B-45	Driver Right Upper Tibia Moment Y	B-45
B-46	Driver Left Lower Tibia Moment X	B-46
B-47	Driver Left Lower Tibia Moment Y	B-47
B-48	Driver Left Lower Tibia Force Z	B-48
B-49	Driver Right Lower Tibia Moment X	B-49
B-50	Driver Right Lower Tibia Moment Y	B-50
B-51	Driver Right Lower Tibia Force Z	B-51
B-52	Driver Left Foot Aft X	B-52
B-53	Driver Left Foot Aft Z	B-53
B-54	Driver Left Foot Fore Z	B-54
B-55	Driver Right Foot Aft X	B-55
B-56	Driver Right Foot Aft Z	B-56
B-57	Driver Right Foot Fore Z	B-57
B-58	Driver Lap Belt Force	B-58
B-59	Driver Shoulder Belt Force	B-59
B-60	Driver Shoulder Belt Pullout	B-60
B-61	Driver Shoulder Belt Elongation	B-61
B-62	Passenger Head Primary X	B-62
B-63	Passenger Head Primary X Velocity	B-63
B-64	Passenger Head Primary X Displacement	B-64
B-65	Passenger Head Primary Y	B-65
B-66	Passenger Head Primary Z	B-66
B-67	Passenger Head Resultant Primary	B-67

Data Plot		Page
B-68	Passenger Head Redundant X	B-68
B-69	Passenger Head Redundant X Velocity	B-69
B-70	Passenger Head Redundant X Displacement	B-70
B-71	Passenger Head Redundant Y	B-71
B-72	Passenger Head Redundant Z	B-72
B-73	Passenger Head Resultant Redundant	B-73
B-74	Passenger Neck Force X	B-74
B-75	Passenger Neck Force Y	B-75
B-76	Passenger Neck Force Z	B-76
B-77	Passenger Neck Force Resultant	B-77
B-78	Passenger Neck Moment X	B-78
B-79	Passenger Neck Moment Y	B-79
B-80	Passenger Neck Moment Z	B-80
B-81	Passenger Neck Moment Resultant	B-81
B-82	Passenger Chest Primary X	B-82
B-83	Passenger Chest Primary X Velocity	B-83
B-84	Passenger Chest Primary X Displacement	B-84
B-85	Passenger Chest Primary Y	B-85
B-86	Passenger Chest Primary Z	B-86
B-87	Passenger Chest Primary Resultant	B-87
B-88	Passenger Chest Redundant X	B-88
B-89	Passenger Chest Redundant X Velocity	B-89
B-90	Passenger Chest Redundant X Displacement	B-90
B-91	Passenger Chest Redundant Y	B-91
B-92	Passenger Chest Redundant Z	B-92
B-93	Passenger Chest Redundant Resultant	B-93
B-94	Passenger Chest Displacement X	B-94
B-95	Passenger Pelvis X	B-95
B-96	Passenger Pelvis X Velocity	B-96
B-97	Passenger Pelvis X Displacement	B-97
B-98	Passenger Pelvis Y	B-98
B-99	Passenger Pelvis Z	B-99
B-100	Passenger Pelvis Resultant	B-100
B-101	Passenger Left Femur Force	B-101

Data Plot		Page
B-102	Passenger Right Femur Force	B-102
B-103	Passenger Left Upper Tibia Moment X	B-103
B-104	Passenger Left Upper Tibia Moment Y	B-104
B-105	Passenger Right Upper Tibia Moment X	B-105
B-106	Passenger Right Upper Tibia Moment Y	B-106
B-107	Passenger Left Lower Tibia Moment X	B-107
B-108	Passenger Left Lower Tibia Moment Y	B-108
B-109	Passenger Left Lower Tibia Force Z	B-109
B-110	Passenger Right Lower Tibia Moment X	B-110
B-111	Passenger Right Lower Tibia Moment Y	B-111
B-112	Passenger Right Lower Tibia Force Z	B-112
B-113	Passenger Left Foot Aft X	B-113
B-114	Passenger Left Foot Aft Z	B-114
B-115	Passenger Left Foot Fore Z	B-115
B-116	Passenger Right Foot Aft X	B-116
B-117	Passenger Right Foot Aft Z	B-117
B-118	Passenger Right Foot Fore Z	B-118
B-119	Passenger Lap Belt Force	B-119
B-120	Passenger Shoulder Belt Force	B-120
B-121	Passenger Shoulder Belt Pullout	B-121
B-122	Passenger Shoulder Belt Elongation	B-122
B-123	Vehicle Left Rear X	B-123
B-124	Vehicle Left Rear X Velocity	B-124
B-125	Vehicle Left Rear X Displacement	B-125
B-126	Vehicle Right Rear X	B-126
B-127	Vehicle Right Rear X Velocity	B-127
B-128	Vehicle Right Rear X Displacement	B-128
B-129	Vehicle Engine Top	B-129
B-130	Vehicle Engine Top Velocity	B-130
B-131	Vehicle Engine Top Displacement	B-131
B-132	Vehicle Engine Bottom	B-132
B-133	Vehicle Engine Bottom Velocity	B-133
B-134	Vehicle Engine Bottom Displacement	B-134
B-135	Vehicle Left Brake Caliper	B-135
B-136	Vehicle Left Brake Caliper Velocity	B-136

Data Plot		Page
B-137	Vehicle Left Brake Caliper Displacement	B-137
B-138	Vehicle Right Brake Caliper	B-138
B-139	Vehicle Right Brake Caliper Velocity	B-139
B-140	Vehicle Right Brake Caliper Displacement	B-140
B-141	Vehicle Instrument Panel	B-141
B-142	Vehicle Instrument Panel Velocity	B-142
B-143	Vehicle Instrument Panel Displacement	B-143
B-144	Vehicle Left Rear Z	B-144
B-145	Vehicle Left Rear Z Velocity	B-145
B-146	Vehicle Left Rear Z Displacement	B-146
B-147	Vehicle Right Rear Z	B-147
B-148	Vehicle Right Rear Z Velocity	B-148
B-149	Vehicle Right Rear Z Displacement	B-149

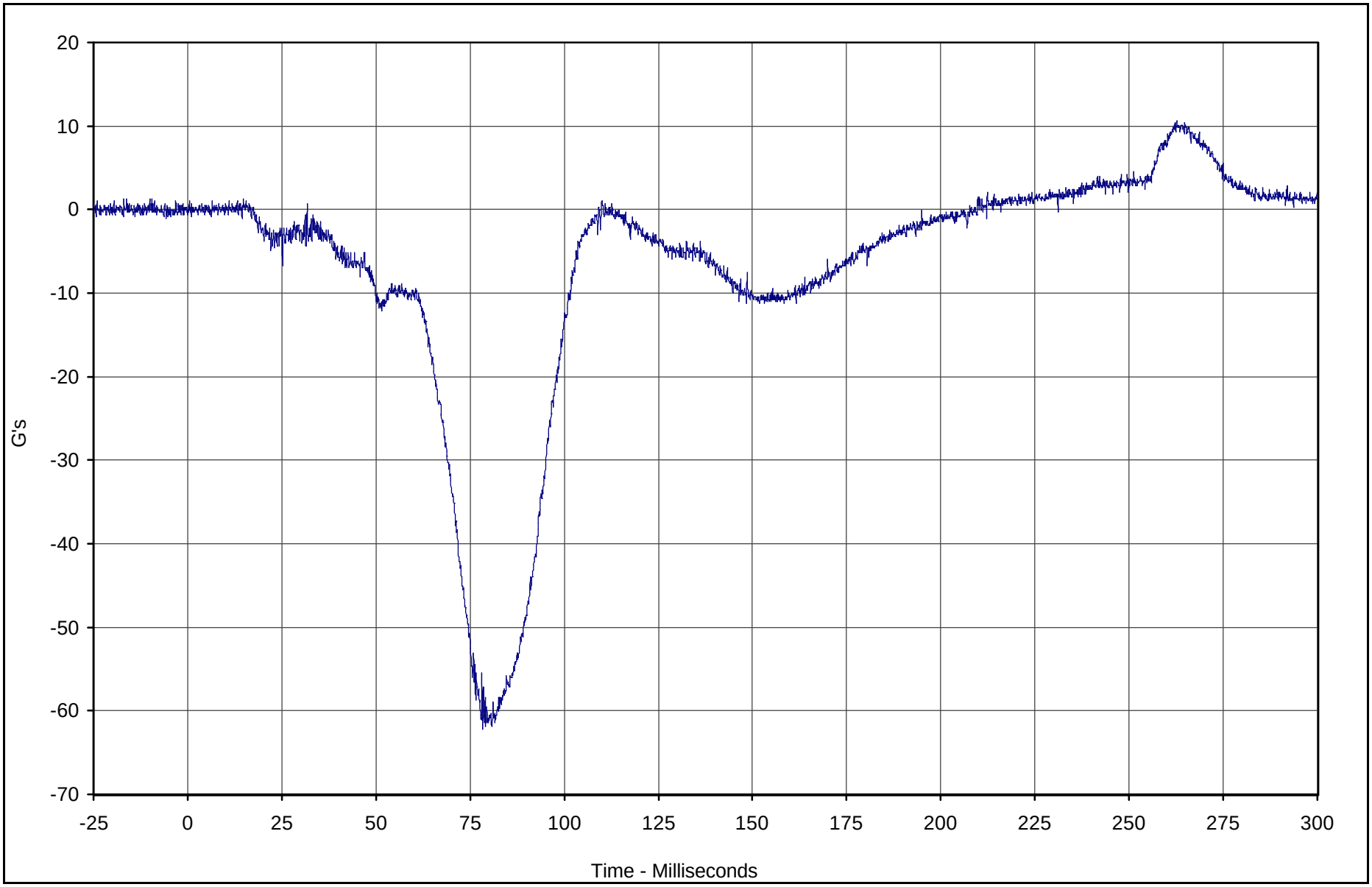

Curve Description	CURNO	Type	Units	Max	Time	Min	Time	SAE Class
Driver Head Primary X	001	FIL	G's	10.7	262.6	-62.2	78.4	1000

Test Vehicle: 2004 Lexus RX330 SUV

Test Date: 8/28/03

Test Program: 2003 NHTSA 35mph NCAP

NHTSA No.: M45101

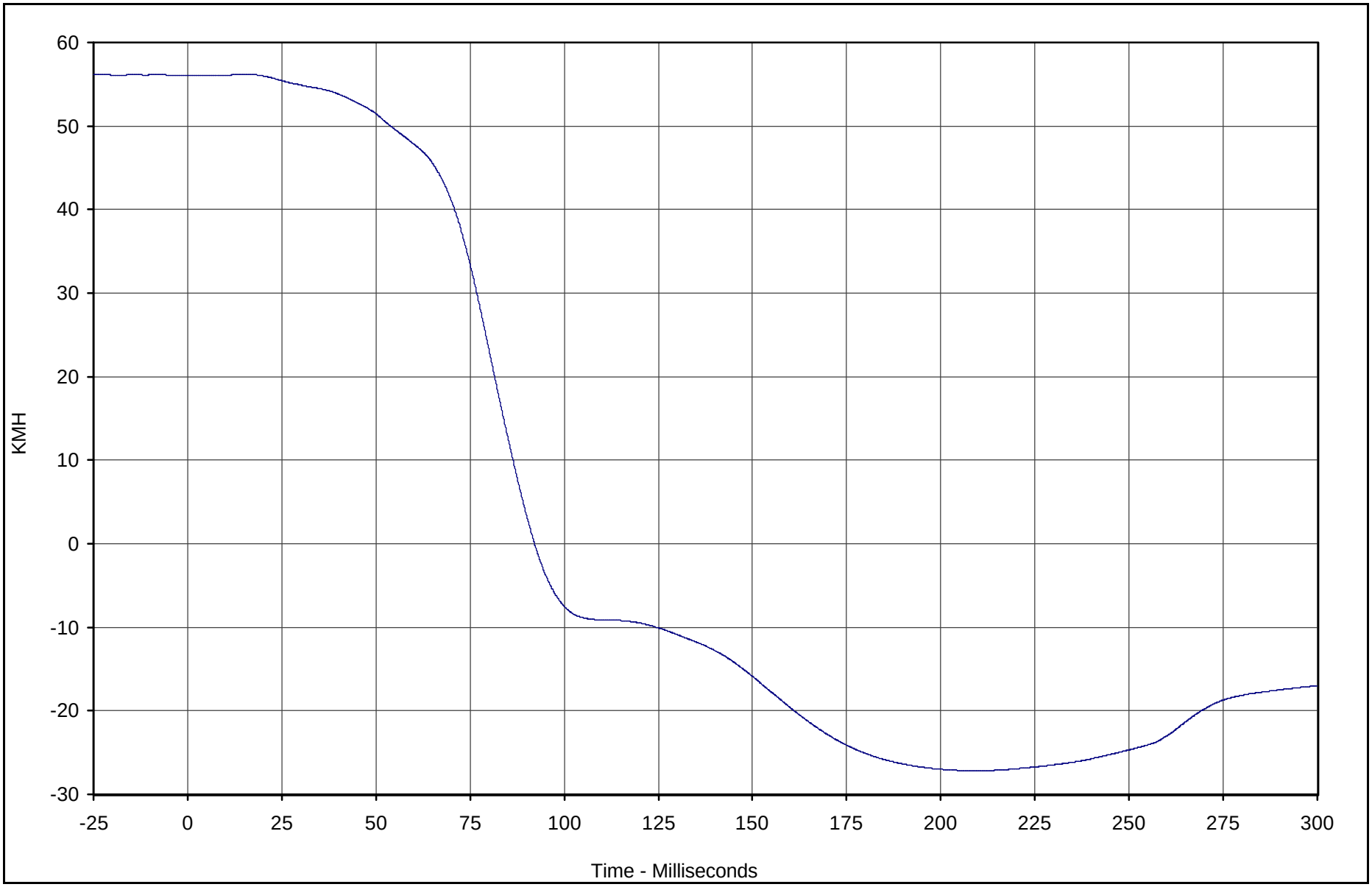

Curve Description	CURNO	Type	Units	Max	Time	Min	Time	SAE Class
Driver Head Primary X Velocity	001	IN1	KMH	56.1	16.7	-27.2	209.4	180

Test Vehicle: 2004 Lexus RX330 SUV

Test Date: 8/28/03

Test Program: 2003 NHTSA 35mph NCAP

NHTSA No.: M45101

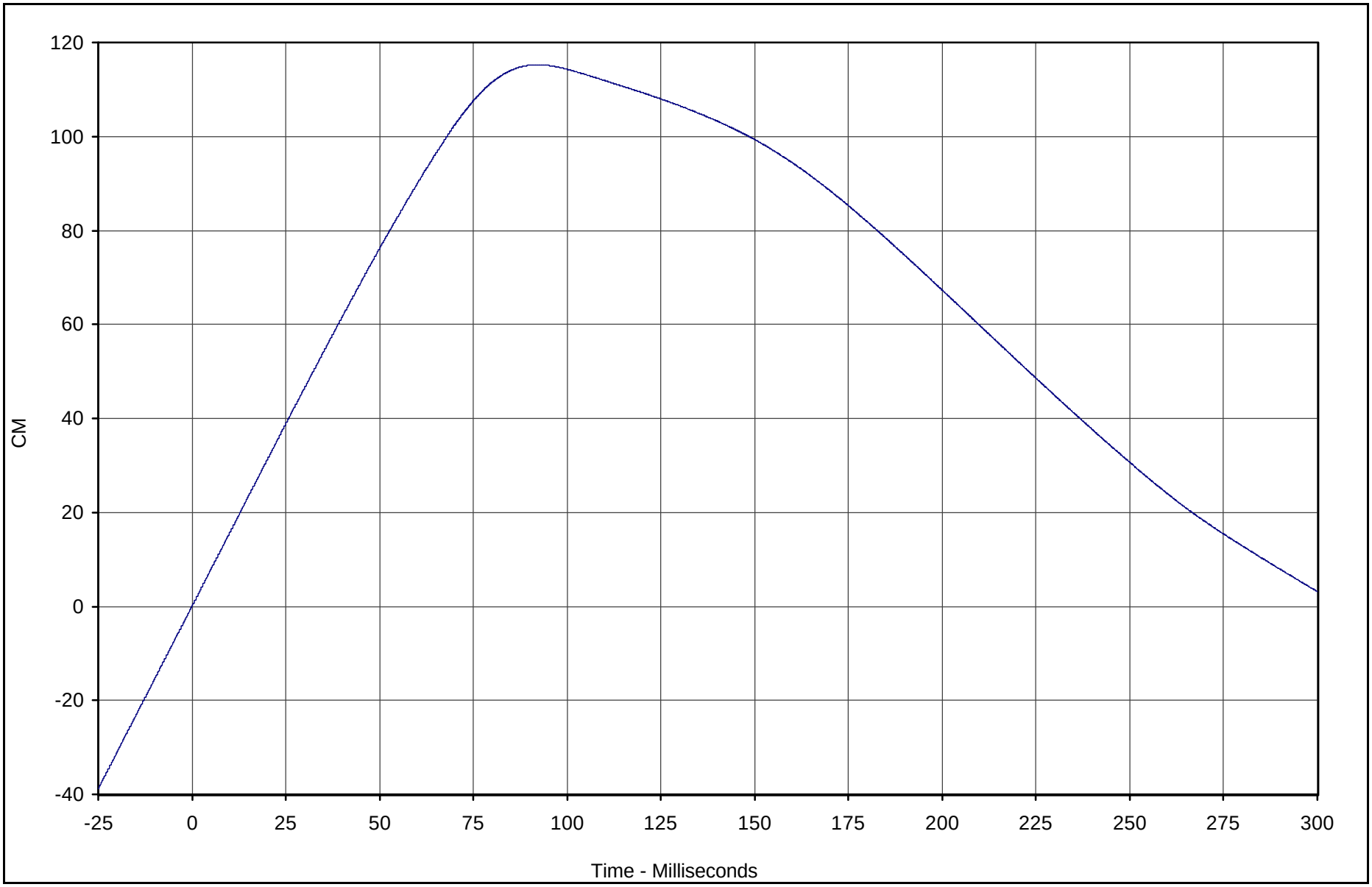

Curve Description	CURNO	Type	Units	Max	Time	Min	Time	SAE Class
Driver Head Primary X Displ.	001	IN2	CM	115.3	92.1	0.0	0.0	180

Test Vehicle: 2004 Lexus RX330 SUV

Test Date: 8/28/03

Test Program: 2003 NHTSA 35mph NCAP

NHTSA No.: M45101

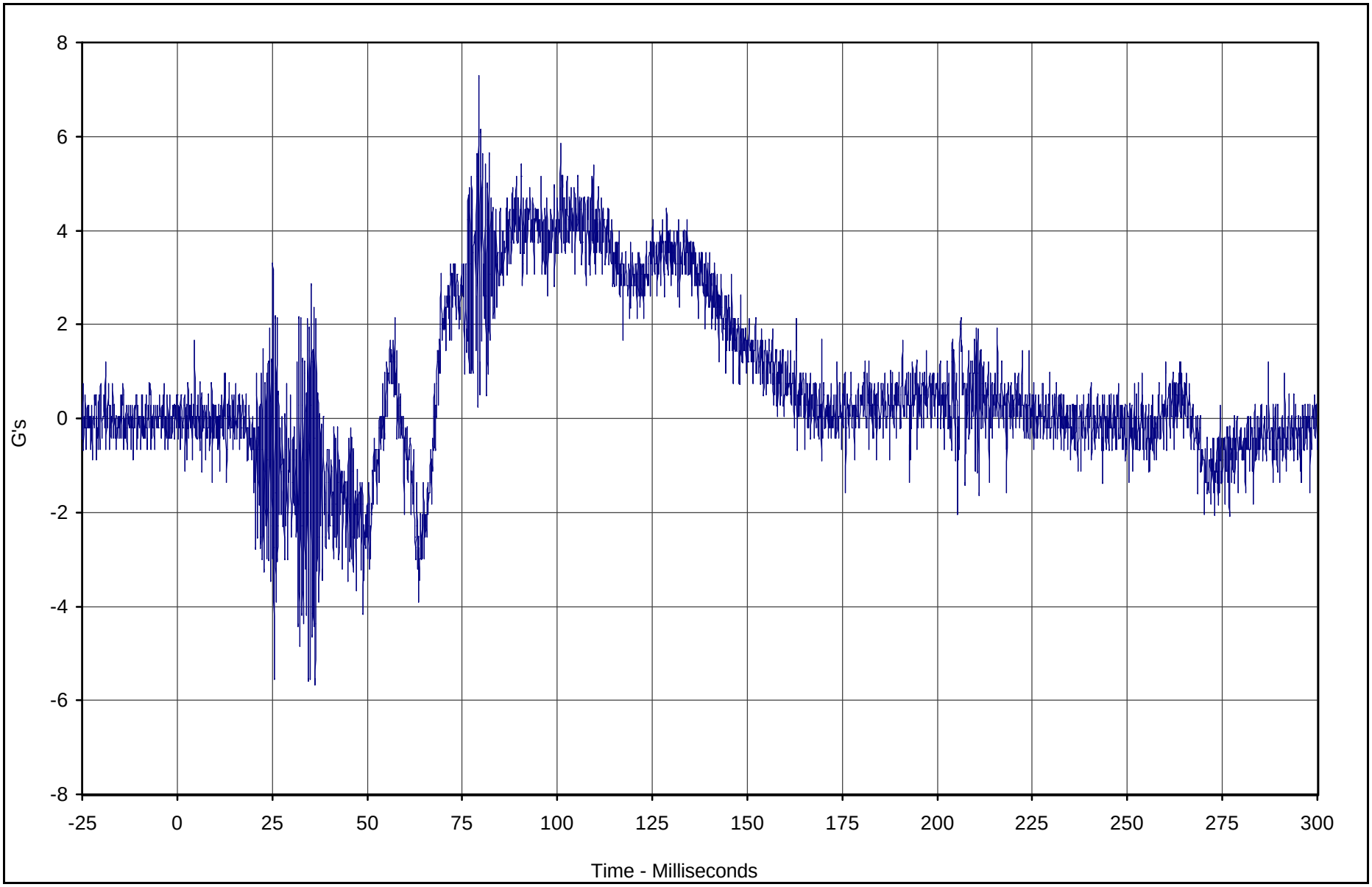

Curve Description	CURNO	Type	Units	Max	Time	Min	Time	SAE Class
Driver Head Primary Y	002	FIL	G's	7.2	79.3	-5.5	25.5	1000

Test Vehicle: 2004 Lexus RX330 SUV

Test Date: 8/28/03

Test Program: 2003 NHTSA 35mph NCAP

NHTSA No.: M45101

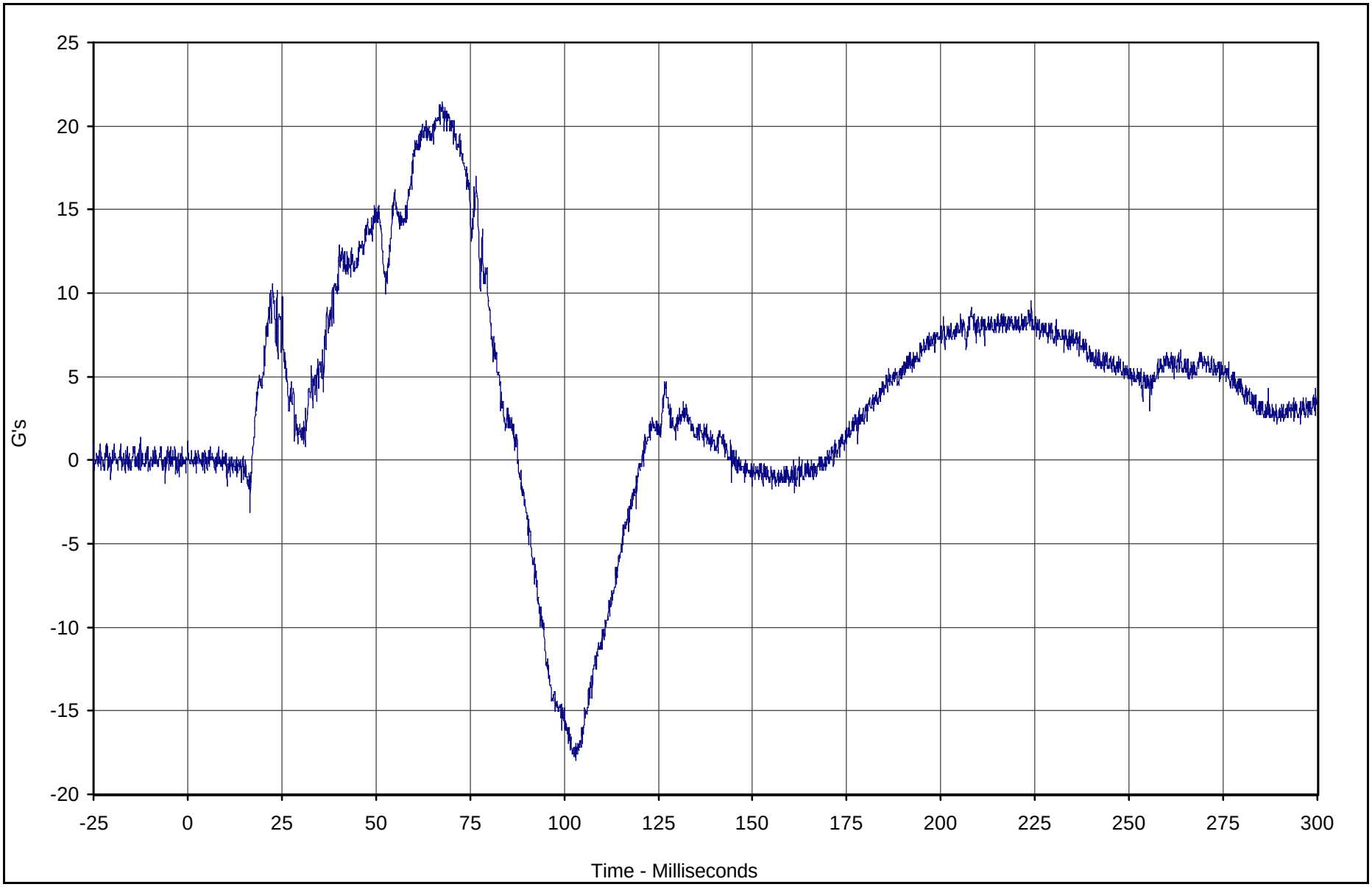

Curve Description	CURNO	Type	Units	Max	Time	Min	Time	SAE Class
Driver Head Primary Z	003	FIL	G's	21.5	67.6	-17.9	103.0	1000

Test Vehicle: 2004 Lexus RX330 SUV

Test Date: 8/28/03

Test Program: 2003 NHTSA 35mph NCAP

NHTSA No.: M45101

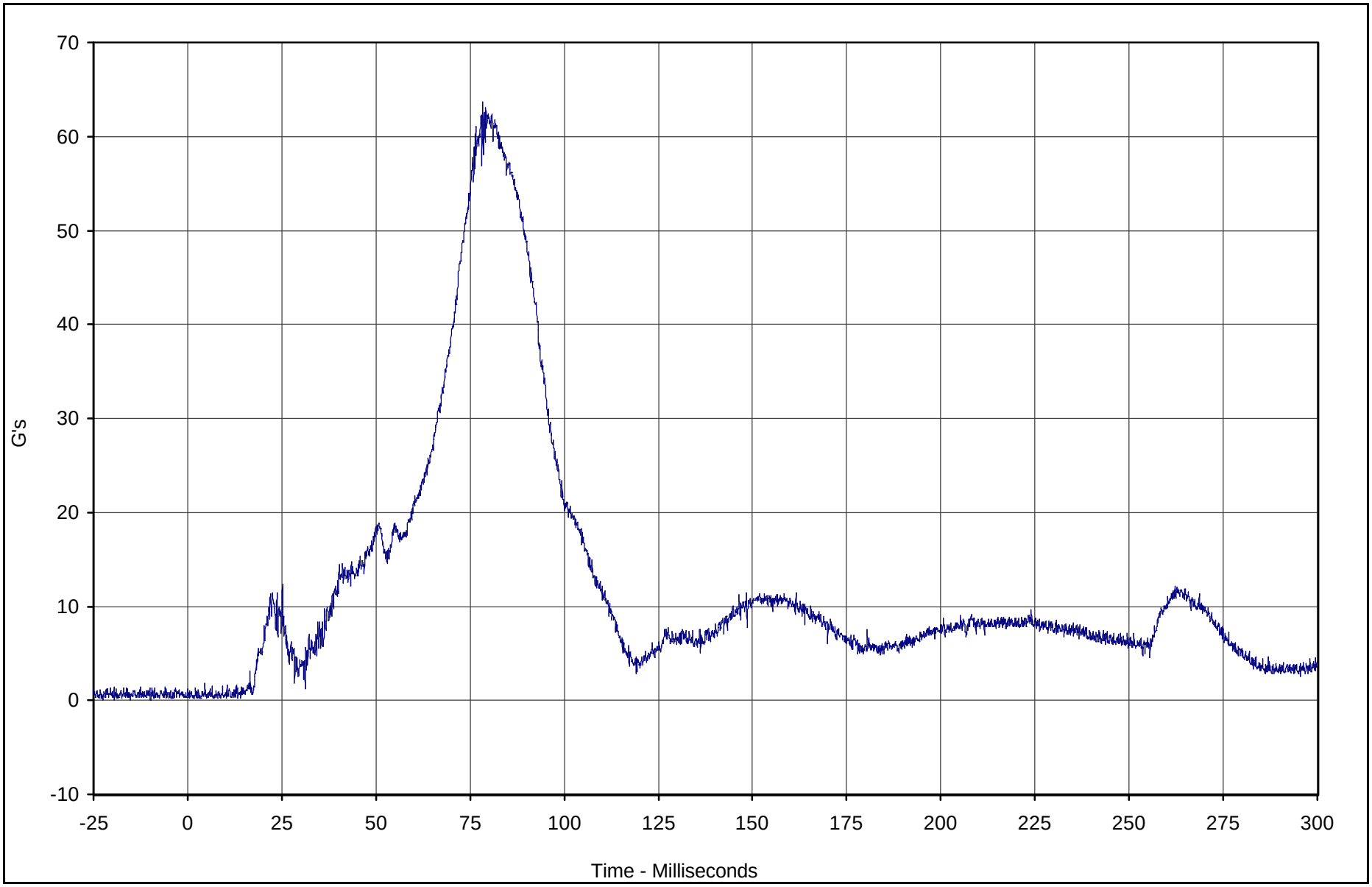

Curve Description	CURNO	Type	Units	Max	Time	Min	Time	SAE Class
Driver Head Resultant Primary	001	RES	G's	63.7	78.4	0.2	0.5	1000

Test Vehicle: 2004 Lexus RX330 SUV

Test Date: 8/28/03

Test Program: 2003 NHTSA 35mph NCAP

NHTSA No.: M45101

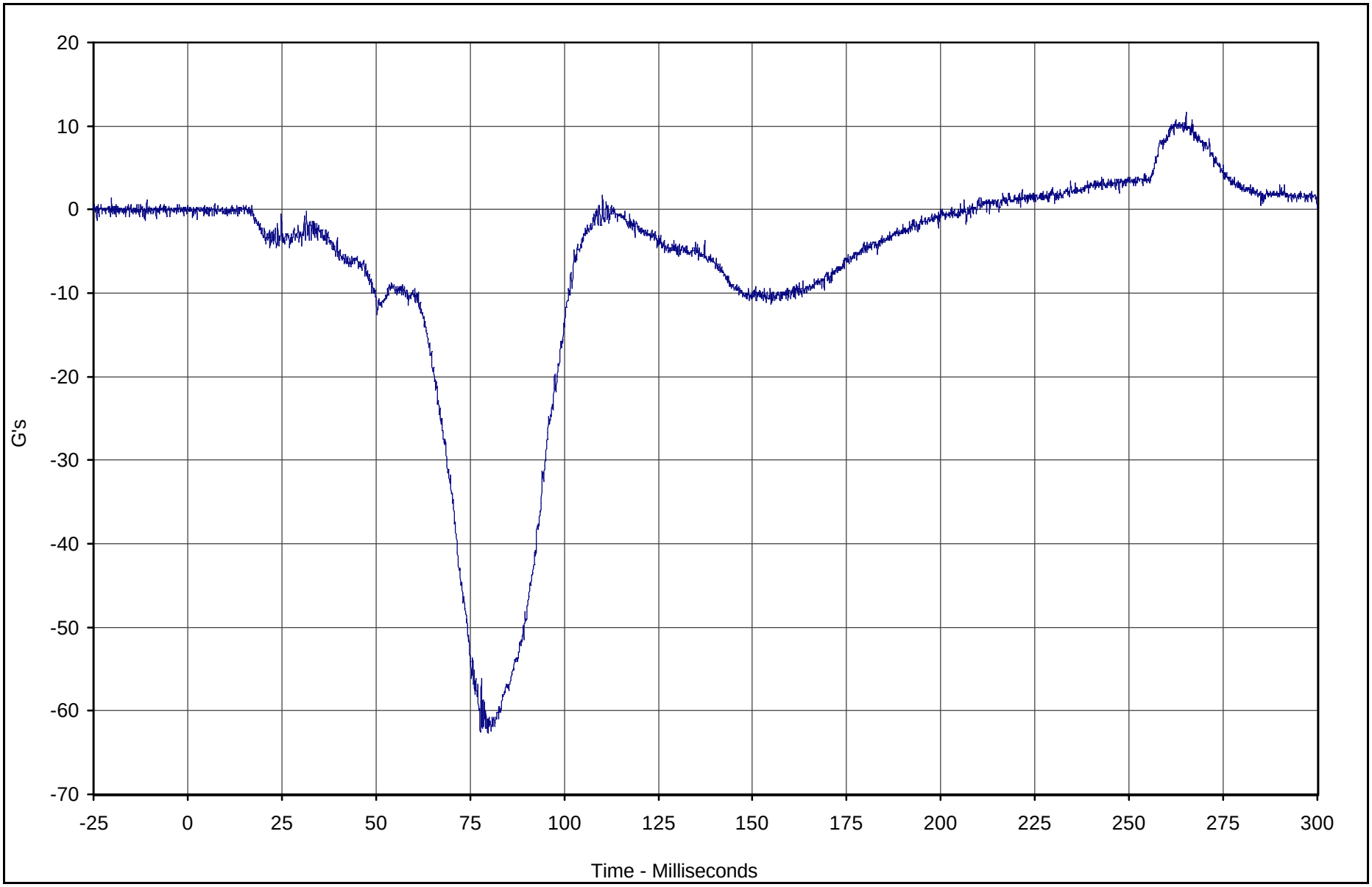

Curve Description	CURNO	Type	Units	Max	Time	Min	Time	SAE Class
Driver Head Redundant X	004	FIL	G's	11.7	265.1	-62.6	79.8	1000

Test Vehicle: 2004 Lexus RX330 SUV

Test Date: 8/28/03

Test Program: 2003 NHTSA 35mph NCAP

NHTSA No.: M45101

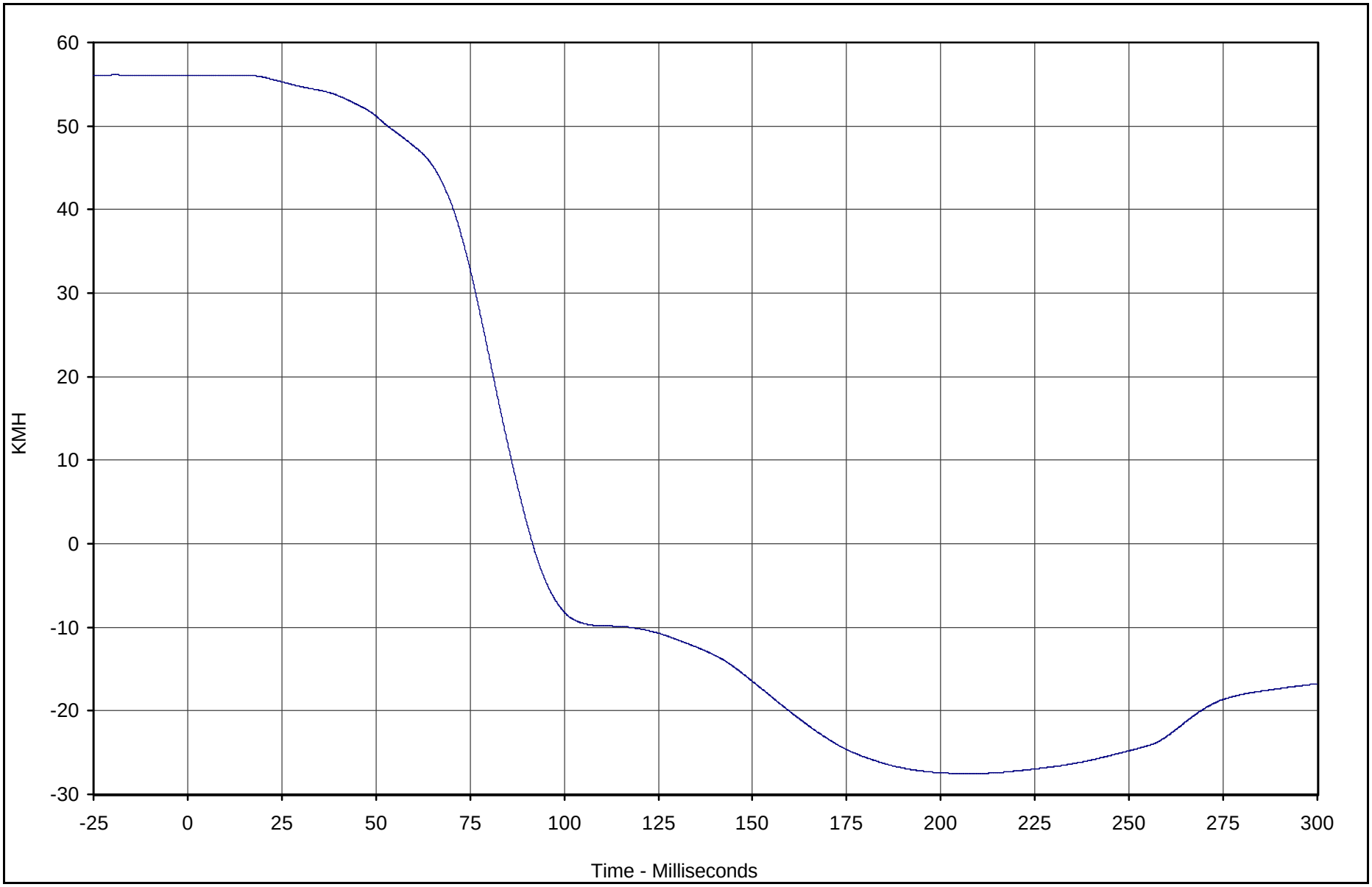

Curve Description	CURNO	Type	Units	Max	Time	Min	Time	SAE Class
Driver Head Redundant X Velocity	004	IN1	KMH	56.1	0.0	-27.5	208.3	180

Test Vehicle: 2004 Lexus RX330 SUV

Test Date: 8/28/03

Test Program: 2003 NHTSA 35mph NCAP

NHTSA No.: M45101

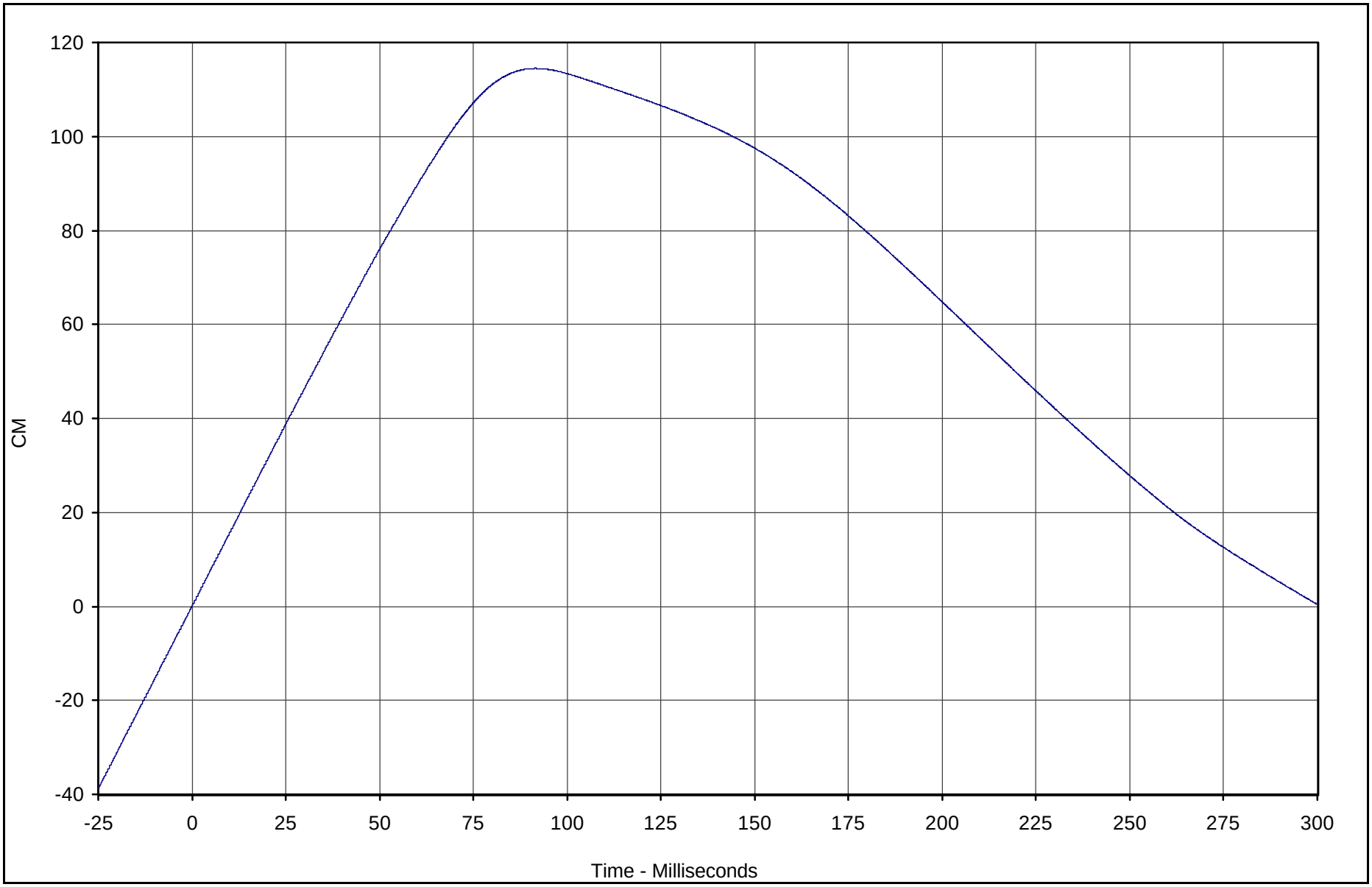

Curve Description	CURNO	Type	Units	Max	Time	Min	Time	SAE Class
Driver Head Redundant X Displ.	004	IN2	CM	114.5	91.6	0.0	0.0	180

Test Vehicle: 2004 Lexus RX330 SUV

Test Date: 8/28/03

Test Program: 2003 NHTSA 35mph NCAP

NHTSA No.: M45101

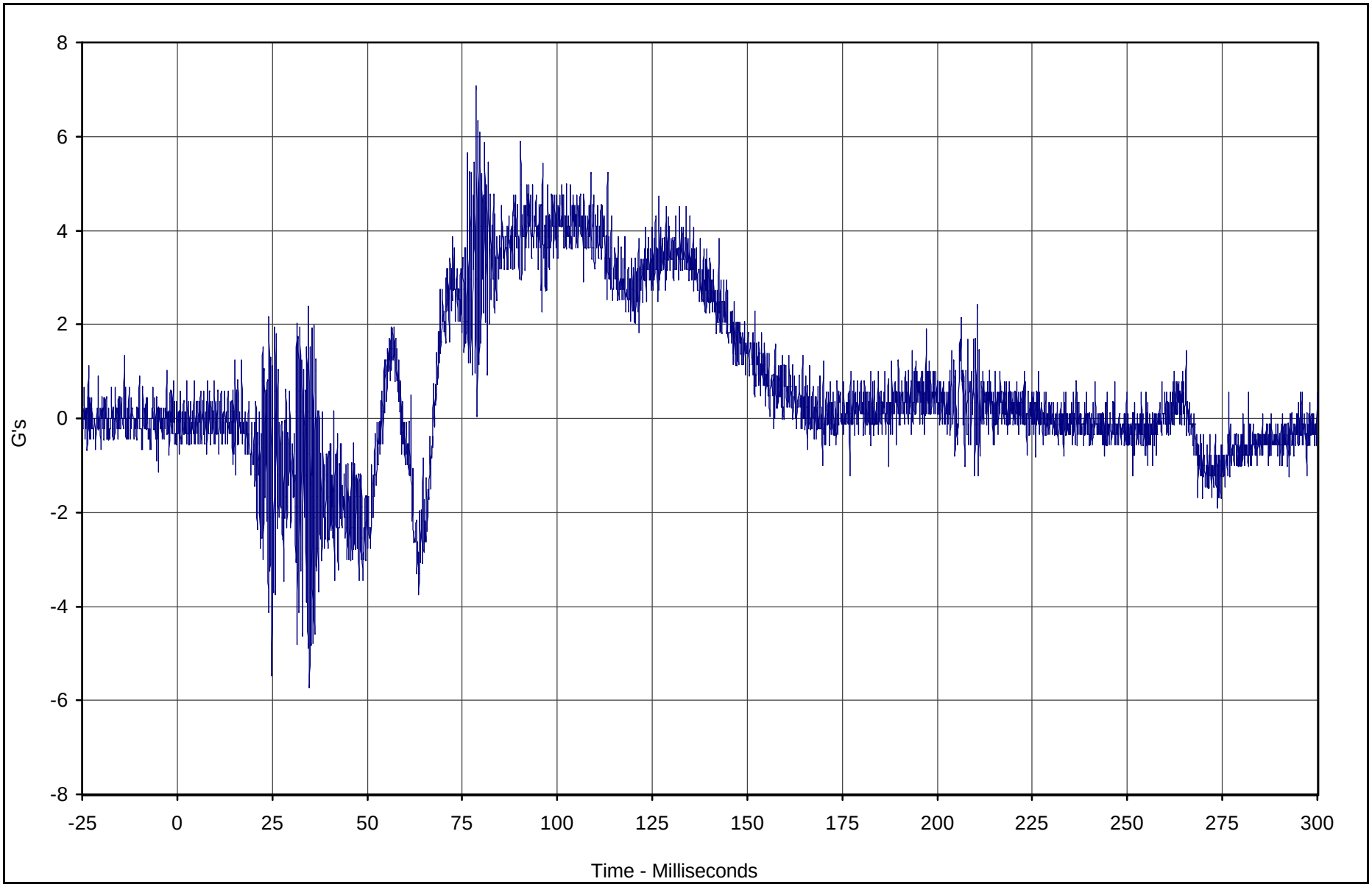

Curve Description	CURNO	Type	Units	Max	Time	Min	Time	SAE Class
Driver Head Redundant Y	005	FIL	G's	7.0	78.7	-5.7	34.8	1000

Test Vehicle: 2004 Lexus RX330 SUV

Test Date: 8/28/03

Test Program: 2003 NHTSA 35mph NCAP

NHTSA No.: M45101

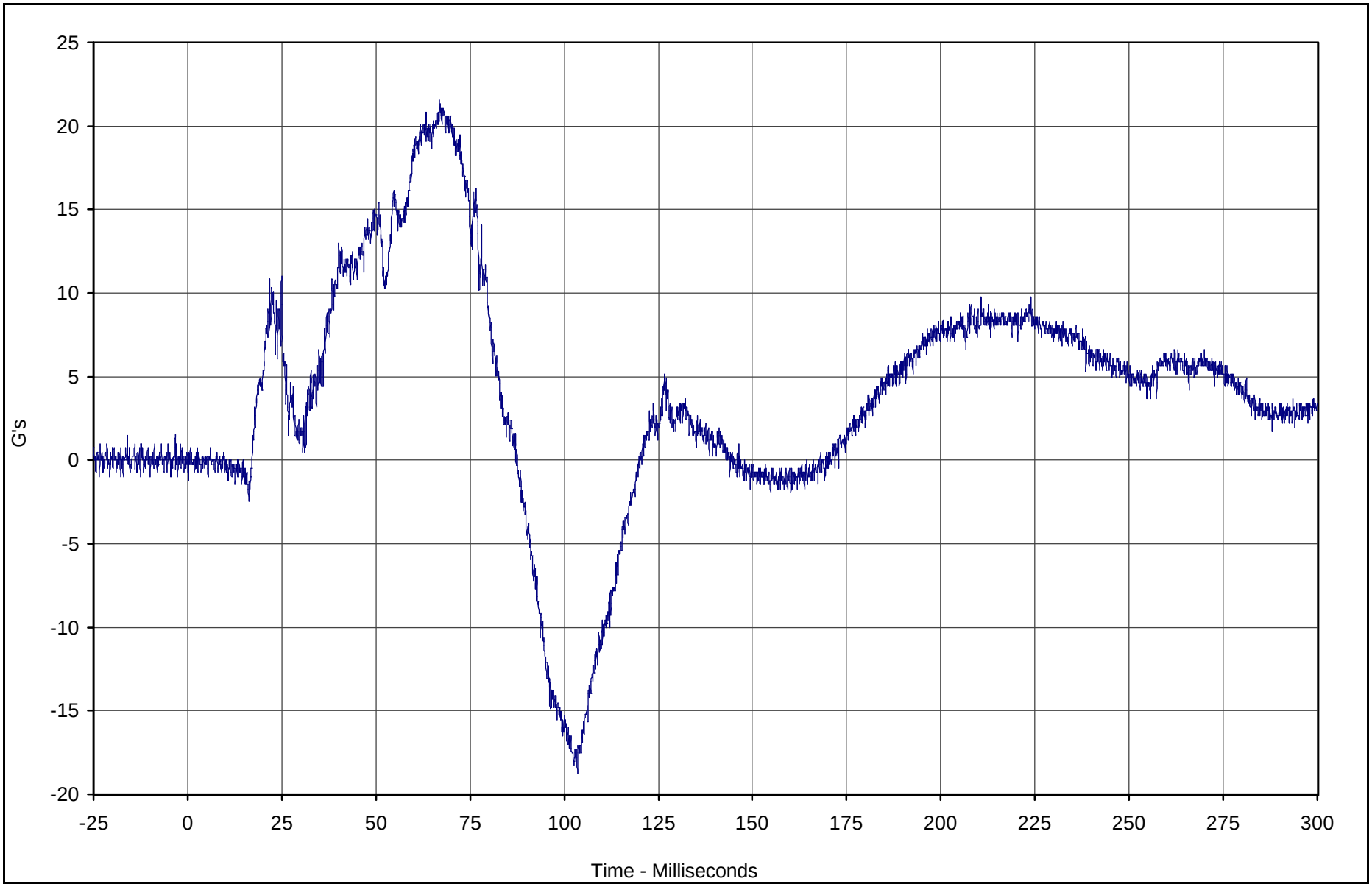

Curve Description	CURNO	Type	Units	Max	Time	Min	Time	SAE Class
Driver Head Redundant Z	006	FIL	G's	21.6	66.9	-18.8	103.5	1000

Test Vehicle: 2004 Lexus RX330 SUV

Test Date: 8/28/03

Test Program: 2003 NHTSA 35mph NCAP

NHTSA No.: M45101

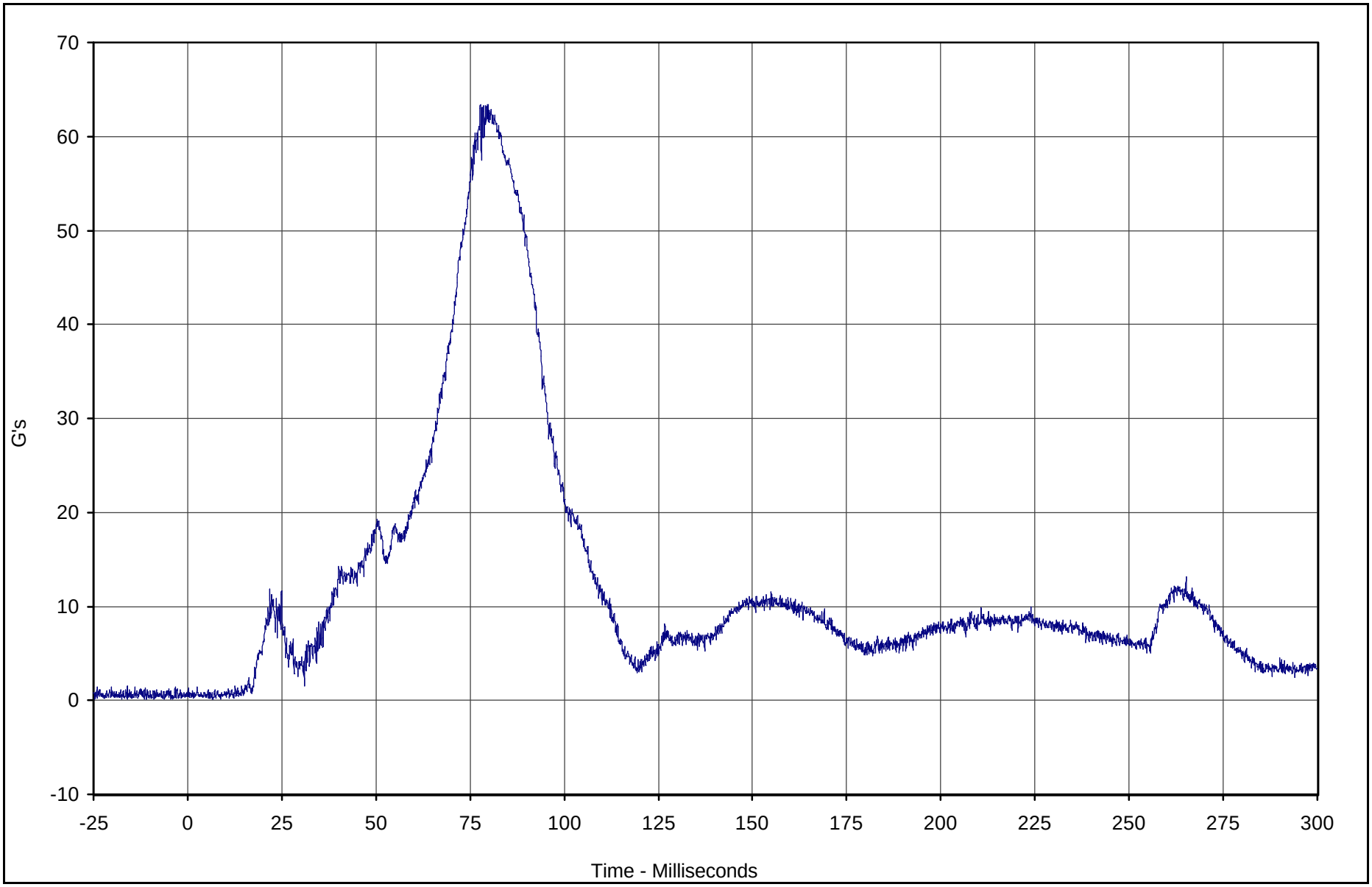

Curve Description	CURNO	Type	Units	Max	Time	Min	Time	SAE Class
Driver Head Resultant Redundant	004	RES	G's	63.4	77.8	0.1	6.6	1000

Test Vehicle: 2004 Lexus RX330 SUV

Test Date: 8/28/03

Test Program: 2003 NHTSA 35mph NCAP

NHTSA No.: M45101

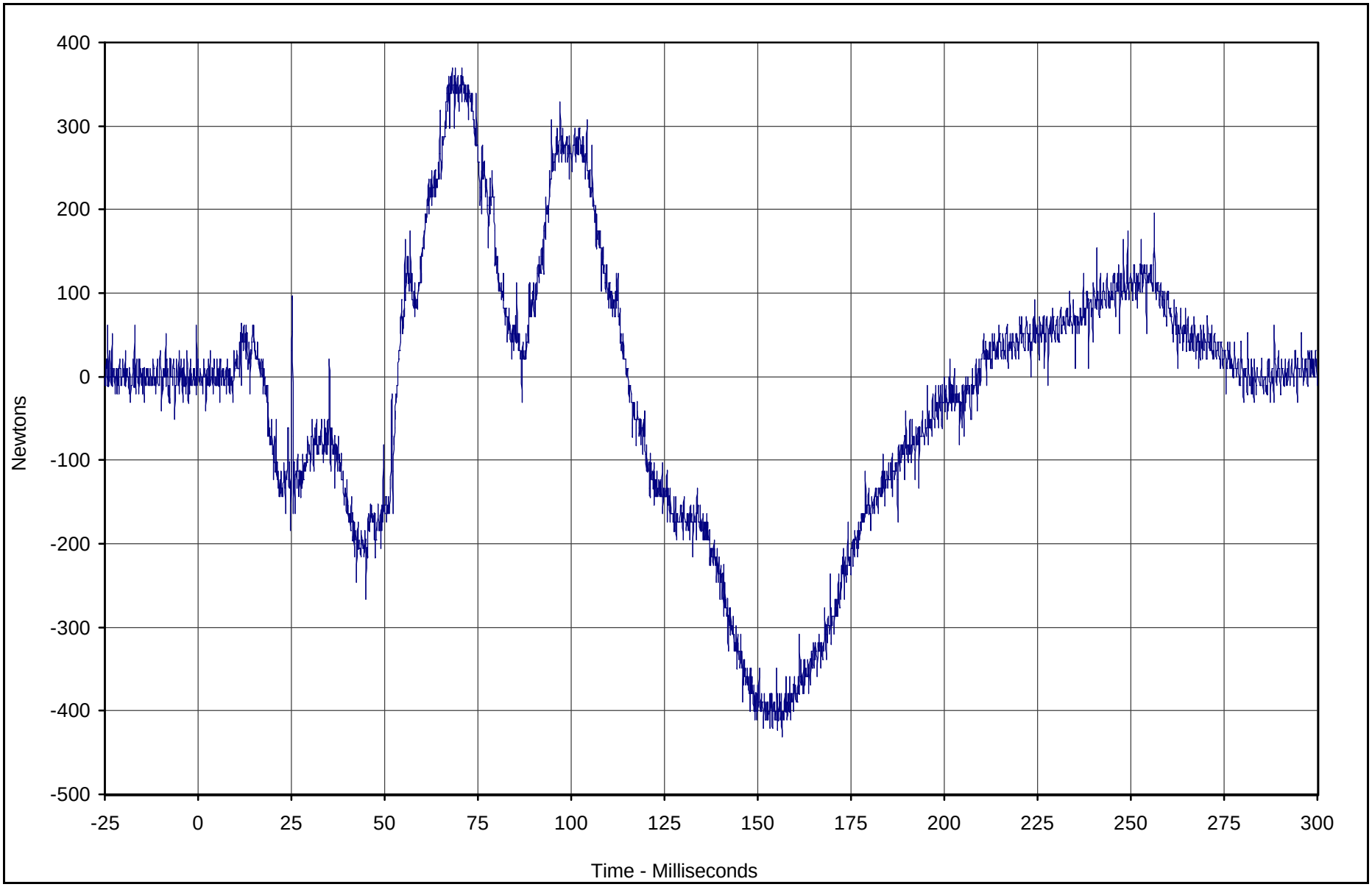

Curve Description	CURNO	Type	Units	Max	Time	Min	Time	SAE Class
Driver Neck Force X	007	FIL	Newtons	369.5	68.1	-431.1	156.5	1000

Test Vehicle: 2004 Lexus RX330 SUV

Test Date: 8/28/03

Test Program: 2003 NHTSA 35mph NCAP

NHTSA No.: M45101

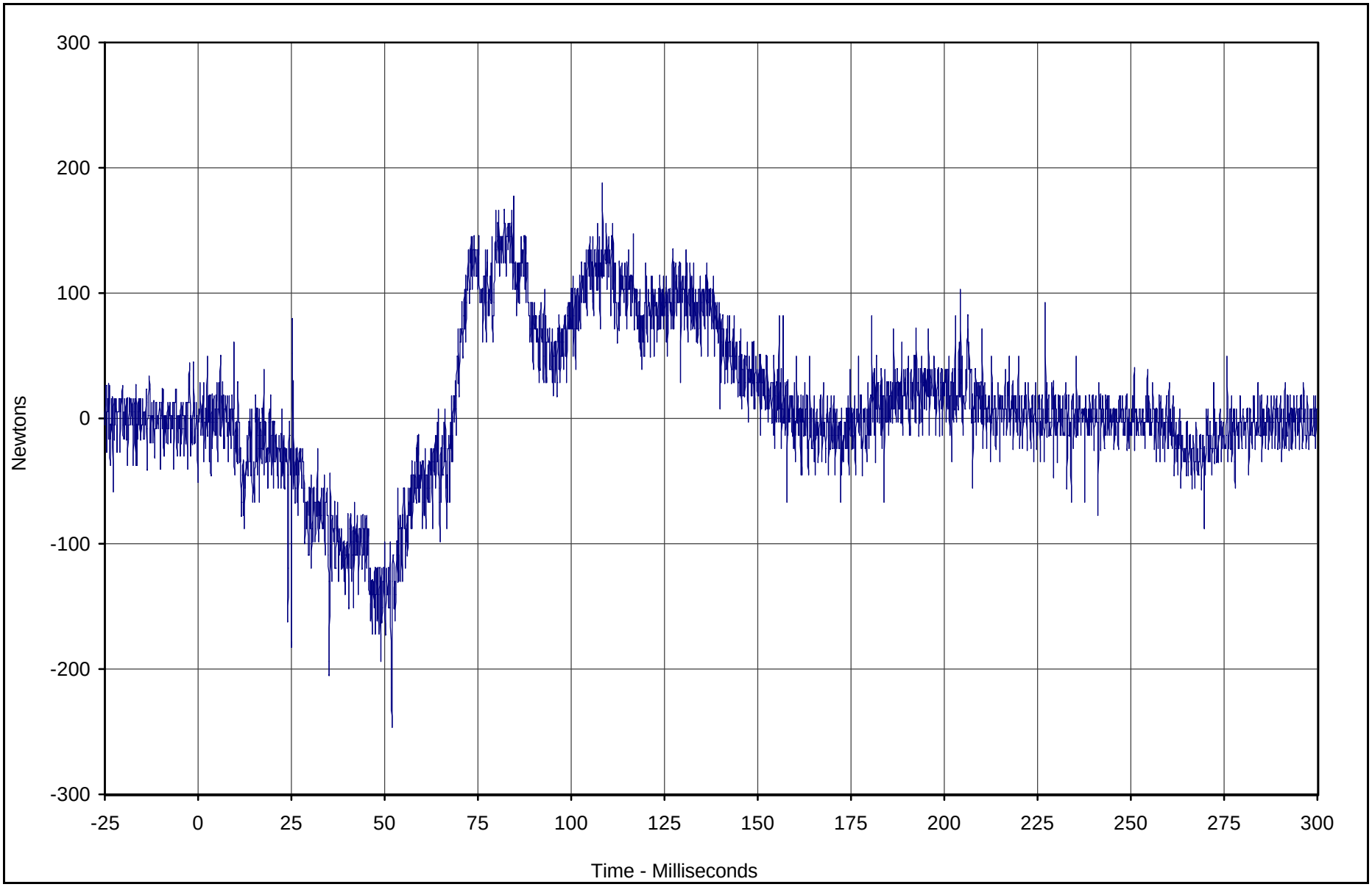

Curve Description	CURNO	Type	Units	Max	Time	Min	Time	SAE Class
Driver Neck Force Y	008	FIL	Newtons	187.7	108.4	-246.7	51.9	1000

Test Vehicle: 2004 Lexus RX330 SUV

Test Date: 8/28/03

Test Program: 2003 NHTSA 35mph NCAP

NHTSA No.: M45101

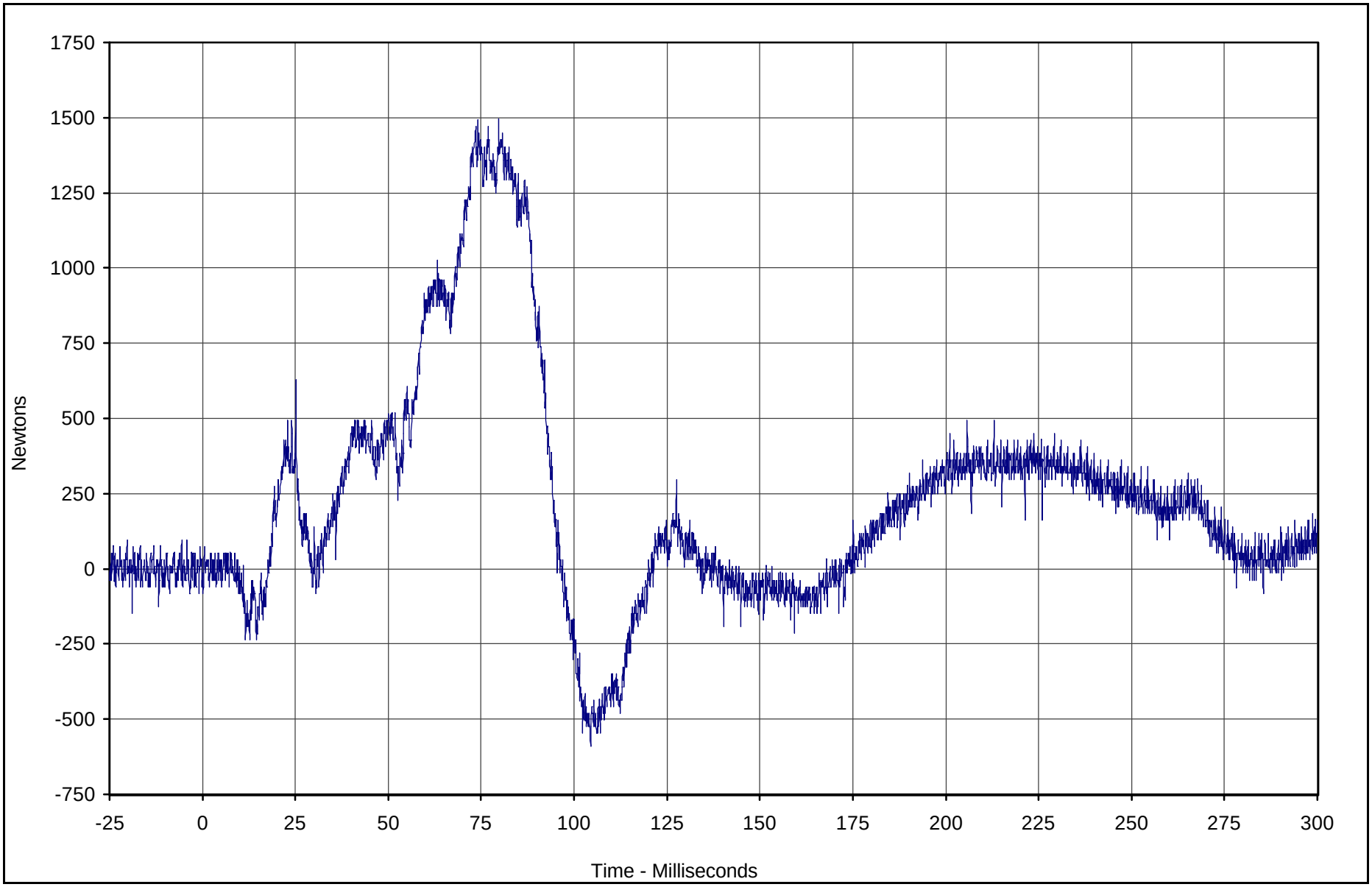

Curve Description	CURNO	Type	Units	Max	Time	Min	Time	SAE Class
Driver Neck Force Z	009	FIL	Newtons	1492.5	74.1	-591.6	104.5	1000

Test Vehicle: 2004 Lexus RX330 SUV

Test Date: 8/28/03

Test Program: 2003 NHTSA 35mph NCAP

NHTSA No.: M45101

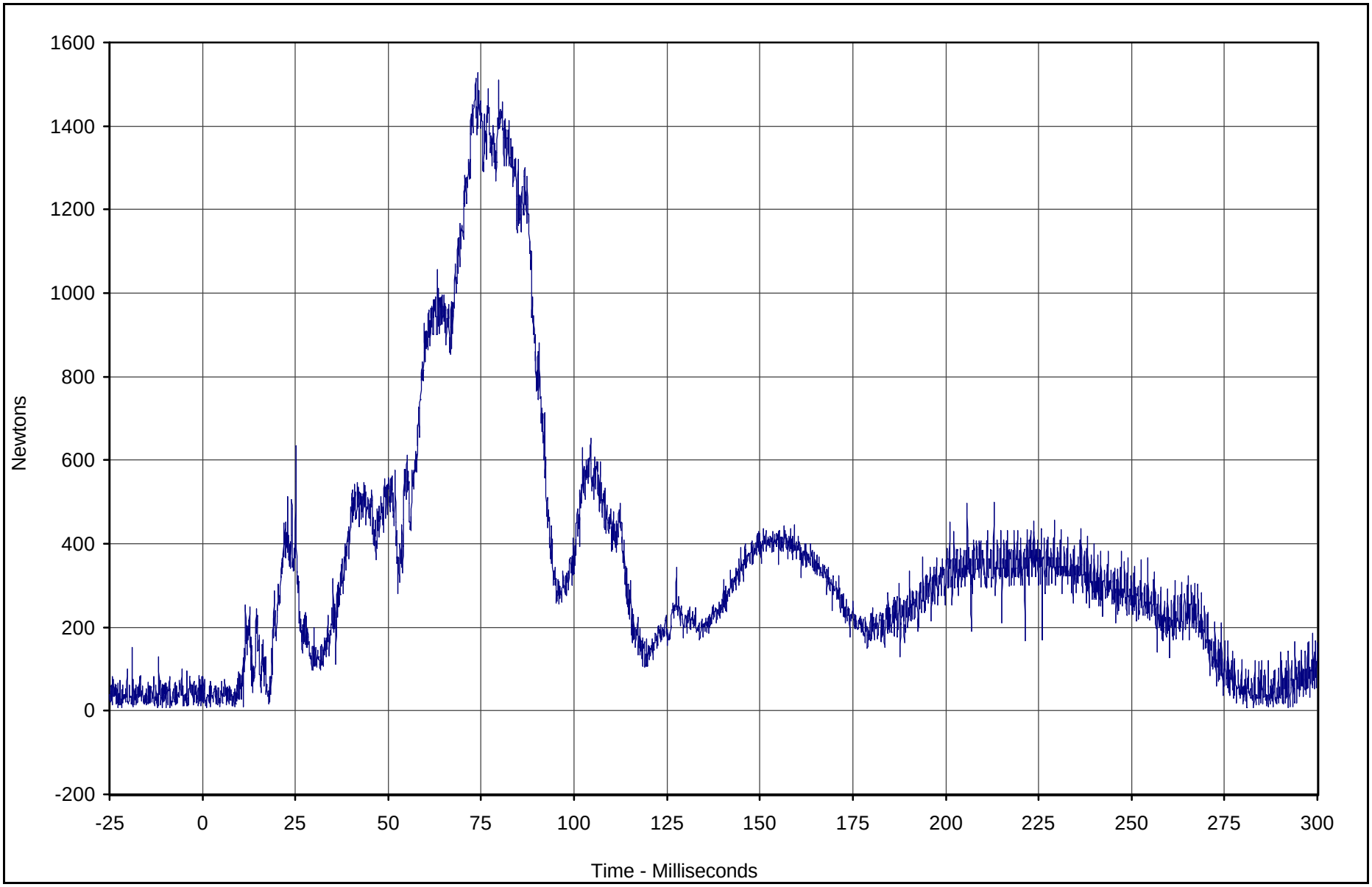

Curve Description	CURNO	Type	Units	Max	Time	Min	Time	SAE Class
Driver Neck Force Resultant	007	RES	Newtons	1528.2	74.1	7.6	1.1	1000

Test Vehicle: 2004 Lexus RX330 SUV

Test Date: 8/28/03

Test Program: 2003 NHTSA 35mph NCAP

NHTSA No.: M45101

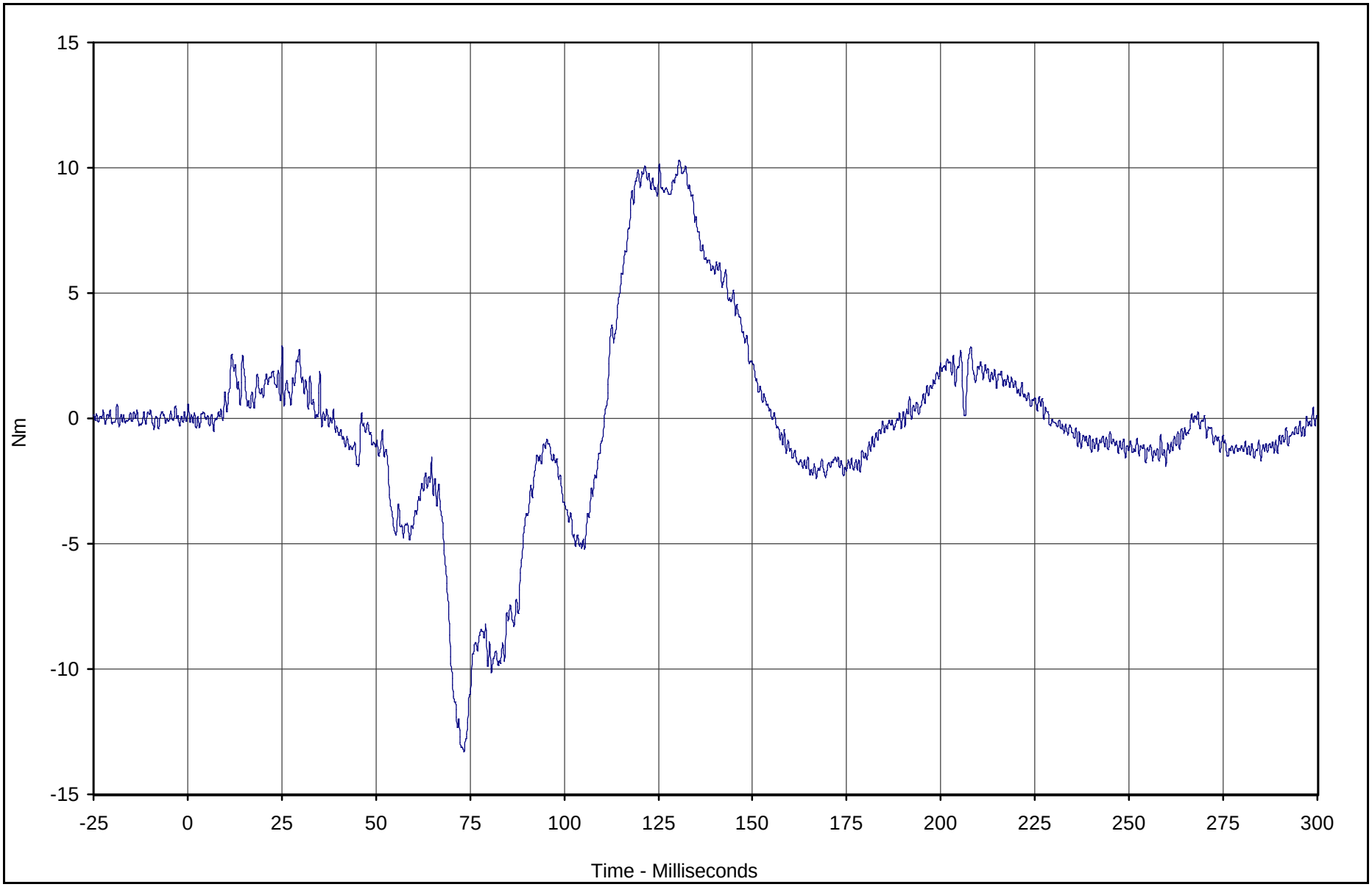

Curve Description	CURNO	Type	Units	Max	Time	Min	Time	SAE Class
Driver Neck Moment X	010	FIL	Nm	10.3	130.5	-13.3	73.4	600

Test Vehicle: 2004 Lexus RX330 SUV

Test Date: 8/28/03

Test Program: 2003 NHTSA 35mph NCAP

NHTSA No.: M45101

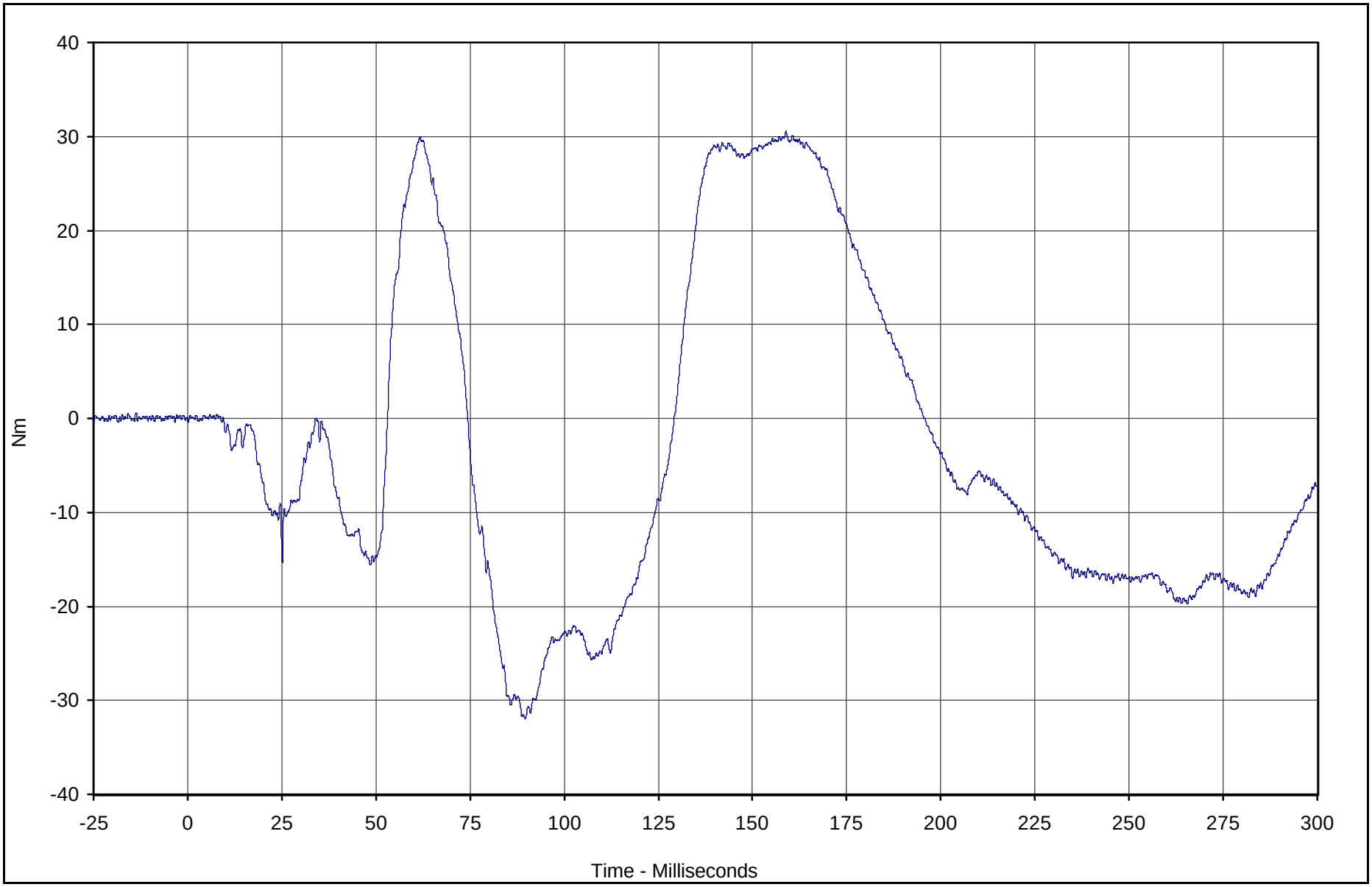

Curve Description	CURNO	Type	Units	Max	Time	Min	Time	SAE Class
Driver Neck Moment Y	011	FIL	Nm	30.6	158.9	-32.0	89.7	600

Test Vehicle: 2004 Lexus RX330 SUV

Test Date: 8/28/03

Test Program: 2003 NHTSA 35mph NCAP

NHTSA No.: M45101

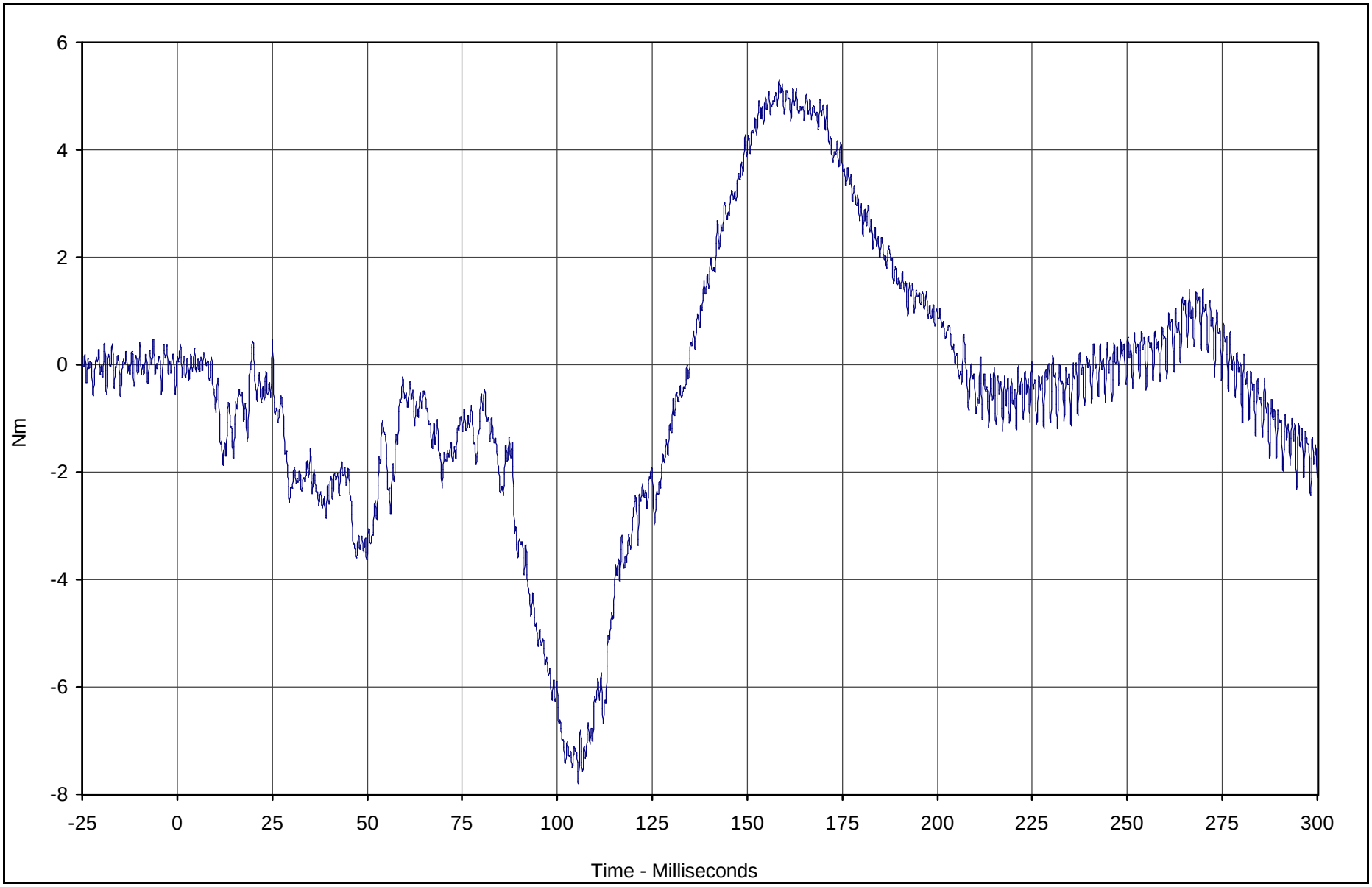

Curve Description	CURNO	Type	Units	Max	Time	Min	Time	SAE Class
Driver Neck Moment Z	012	FIL	Nm	5.3	158.4	-7.8	105.6	600

Test Vehicle: 2004 Lexus RX330 SUV

Test Date: 8/28/03

Test Program: 2003 NHTSA 35mph NCAP

NHTSA No.: M45101

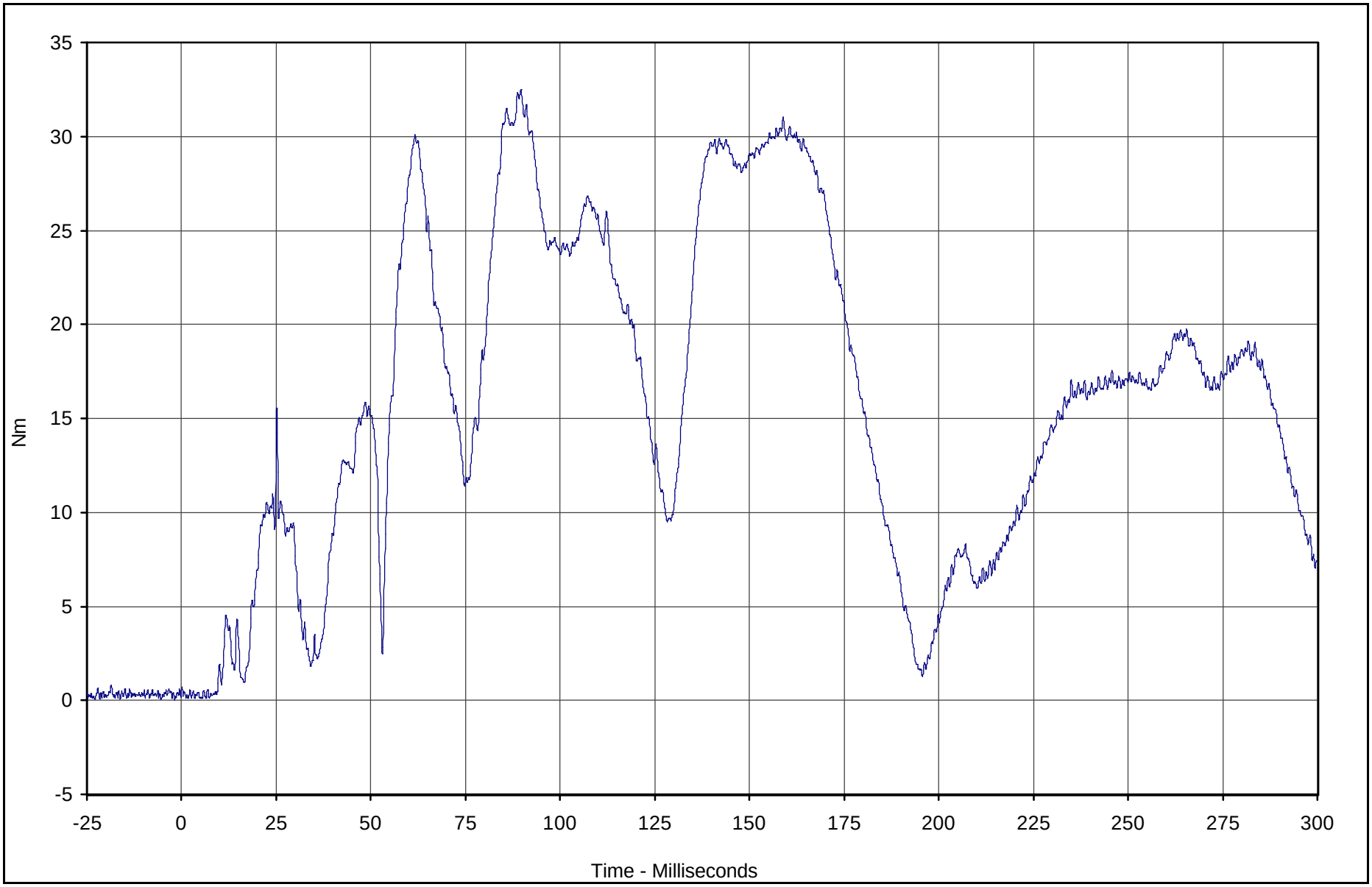

Curve Description	CURNO	Type	Units	Max	Time	Min	Time	SAE Class
Driver Neck Moment Resultant	010	RES	Nm	32.5	89.6	0.1	7.4	600

Test Vehicle: 2004 Lexus RX330 SUV

Test Date: 8/28/03

Test Program: 2003 NHTSA 35mph NCAP

NHTSA No.: M45101

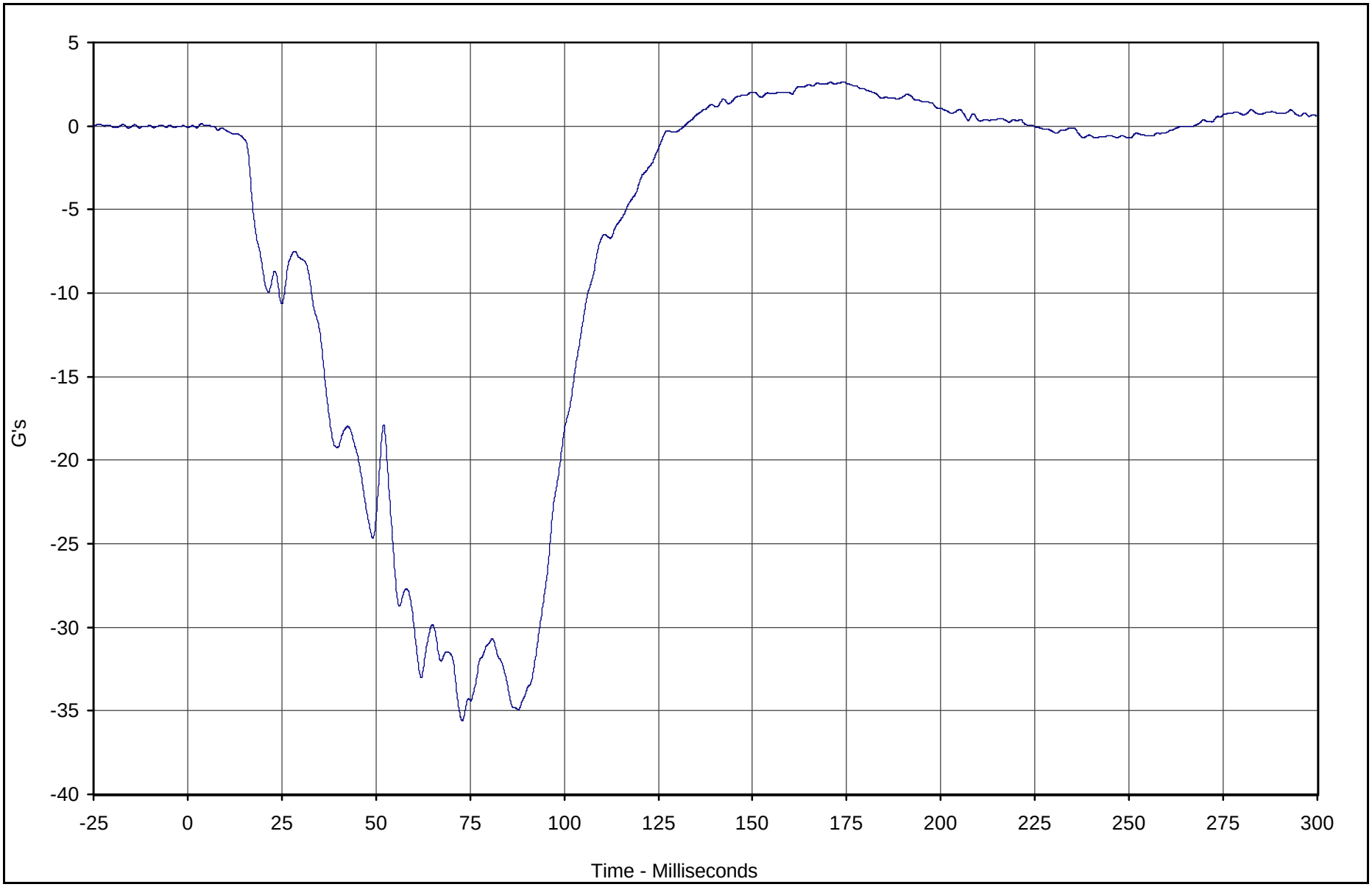

Curve Description	CURNO	Type	Units	Max	Time	Min	Time	SAE Class
Driver Chest Primary X	013	FIL	G's	2.6	174.1	-35.6	72.9	180

Test Vehicle: 2004 Lexus RX330 SUV

Test Date: 8/28/03

Test Program: 2003 NHTSA 35mph NCAP

NHTSA No.: M45101

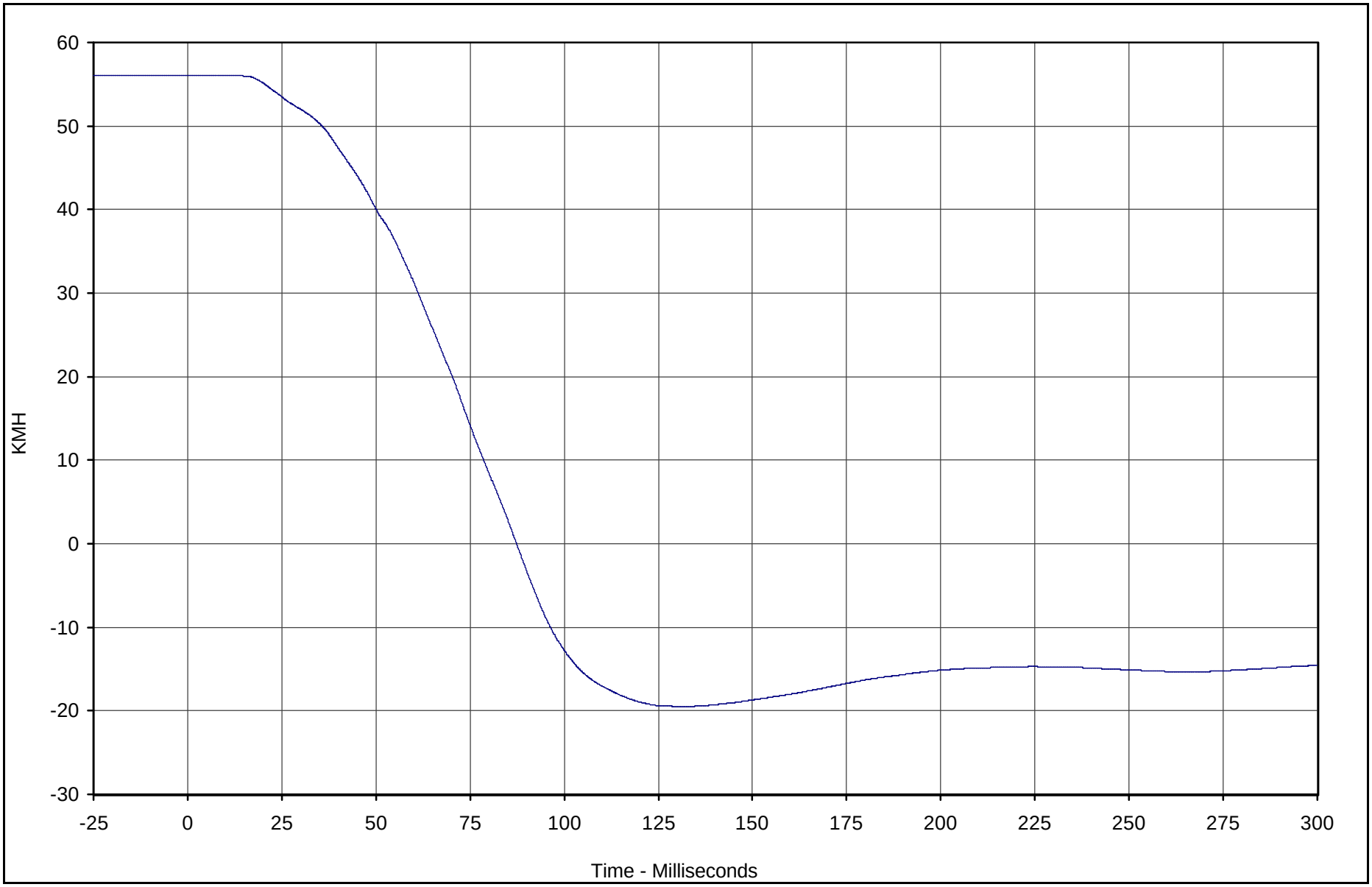

Curve Description	CURNO	Type	Units	Max	Time	Min	Time	SAE Class
Driver Chest Primary X Velocity	013	IN1	KMH	56.1	6.8	-19.5	131.9	180

Test Vehicle: 2004 Lexus RX330 SUV

Test Date: 8/28/03

Test Program: 2003 NHTSA 35mph NCAP

NHTSA No.: M45101

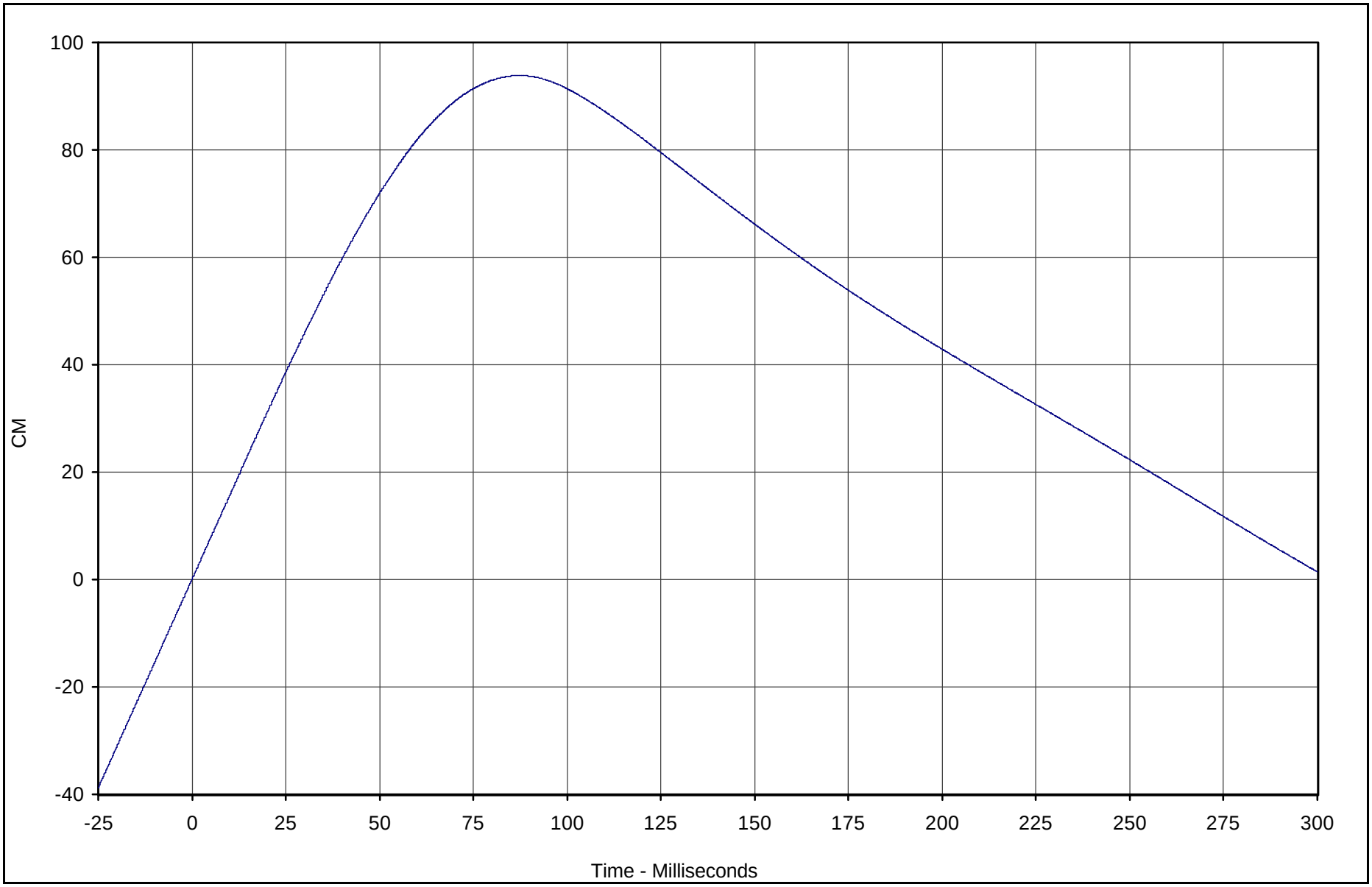

Curve Description	CURNO	Type	Units	Max	Time	Min	Time	SAE Class
Driver Chest Primary X Displ.	013	IN2	CM	93.9	87.4	0.0	0.0	180

Test Vehicle: 2004 Lexus RX330 SUV

Test Date: 8/28/03

Test Program: 2003 NHTSA 35mph NCAP

NHTSA No.: M45101

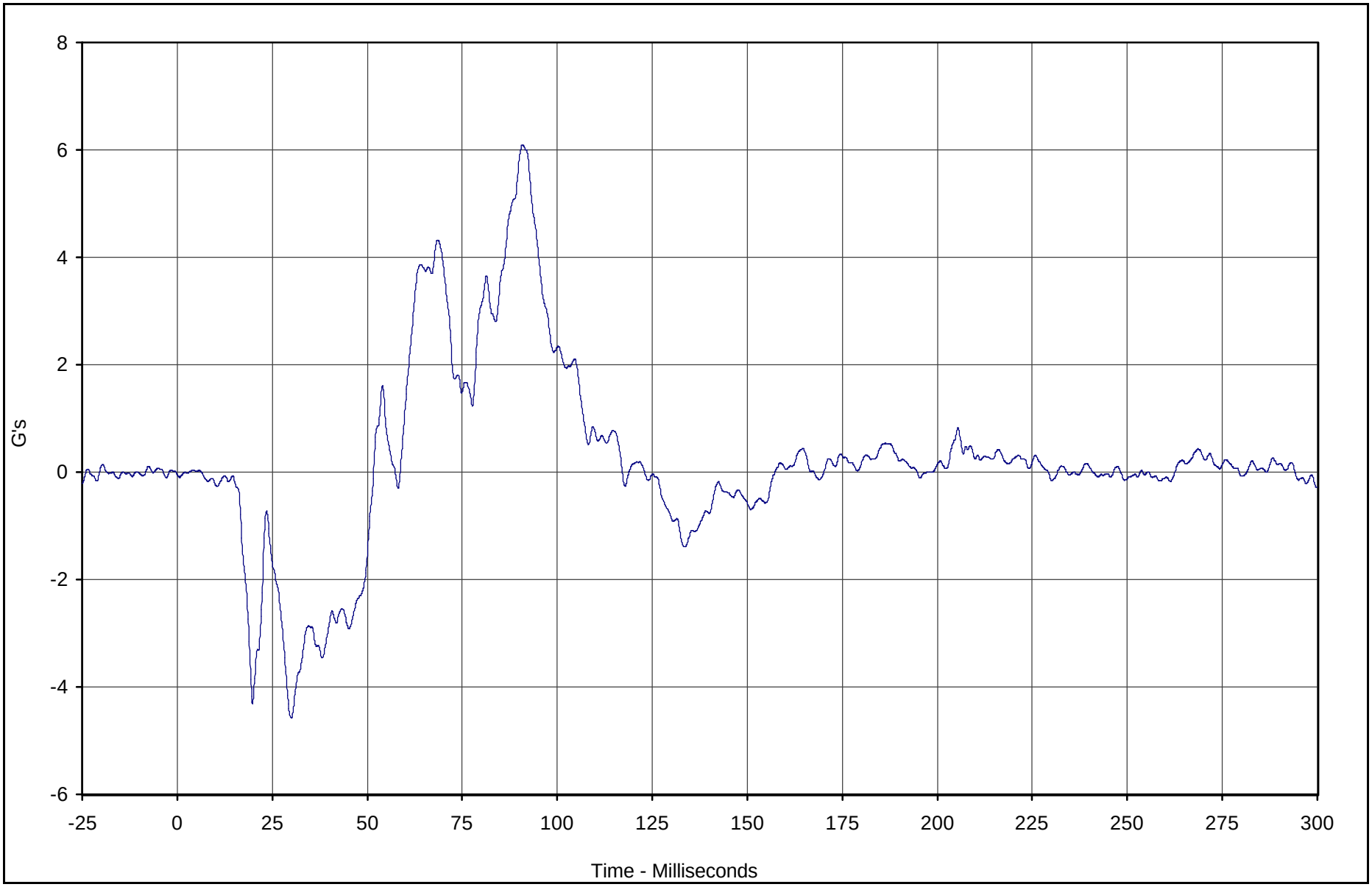

Curve Description	CURNO	Type	Units	Max	Time	Min	Time	SAE Class
Driver Chest Primary Y	014	FIL	G's	6.1	90.8	-4.6	30.0	180

Test Vehicle: 2004 Lexus RX330 SUV

Test Date: 8/28/03

Test Program: 2003 NHTSA 35mph NCAP

NHTSA No.: M45101

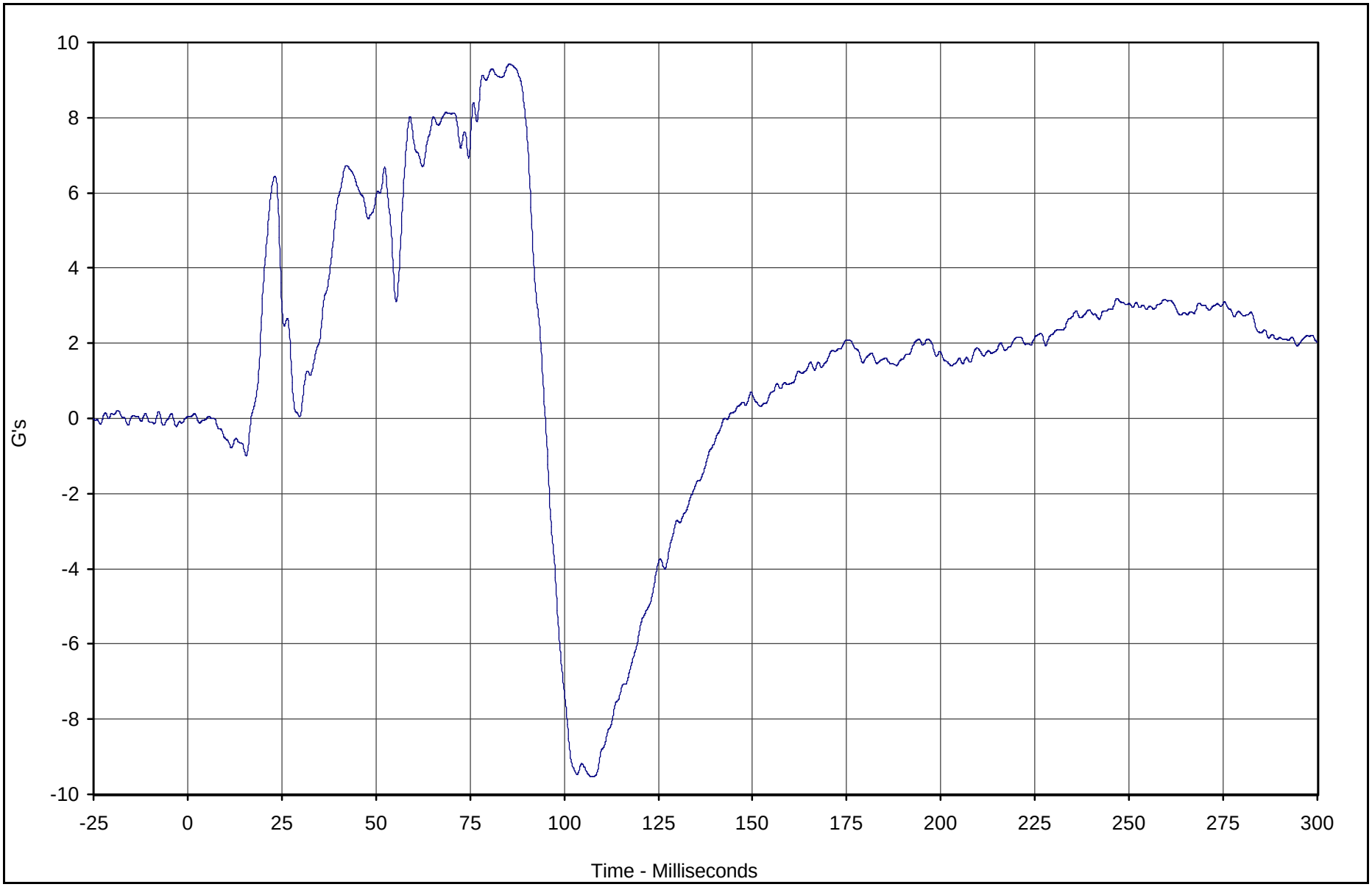

Curve Description	CURNO	Type	Units	Max	Time	Min	Time	SAE Class
Driver Chest Primary Z	015	FIL	G's	9.4	85.5	-9.5	108.0	180

Test Vehicle: 2004 Lexus RX330 SUV

Test Date: 8/28/03

Test Program: 2003 NHTSA 35mph NCAP

NHTSA No.: M45101

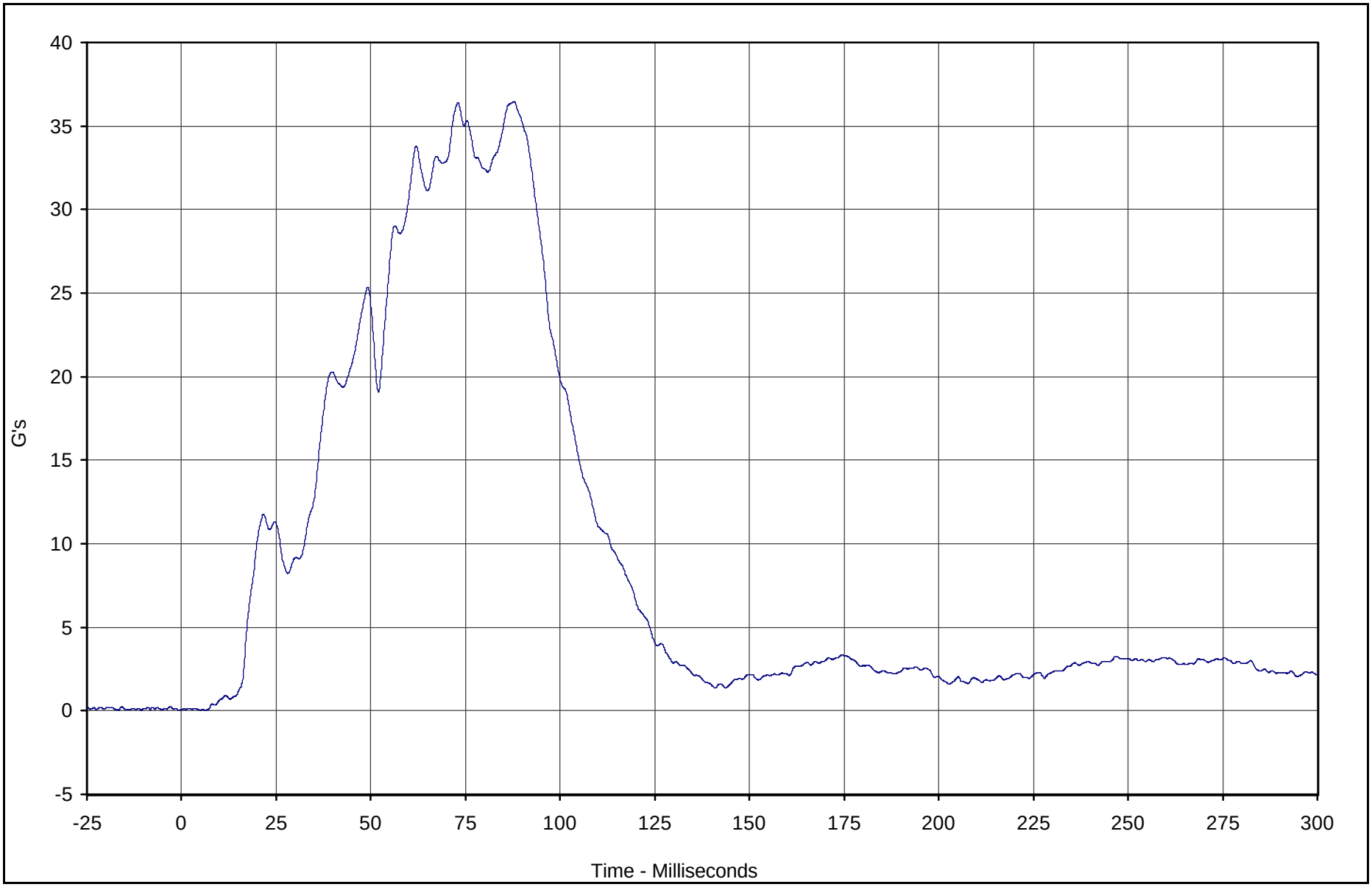

Curve Description	CURNO	Type	Units	Max	Time	Min	Time	SAE Class
Driver Chest Resultant Primary	013	RES	G's	36.5	87.8	0.0	6.3	180

Test Vehicle: 2004 Lexus RX330 SUV

Test Date: 8/28/03

Test Program: 2003 NHTSA 35mph NCAP

NHTSA No.: M45101

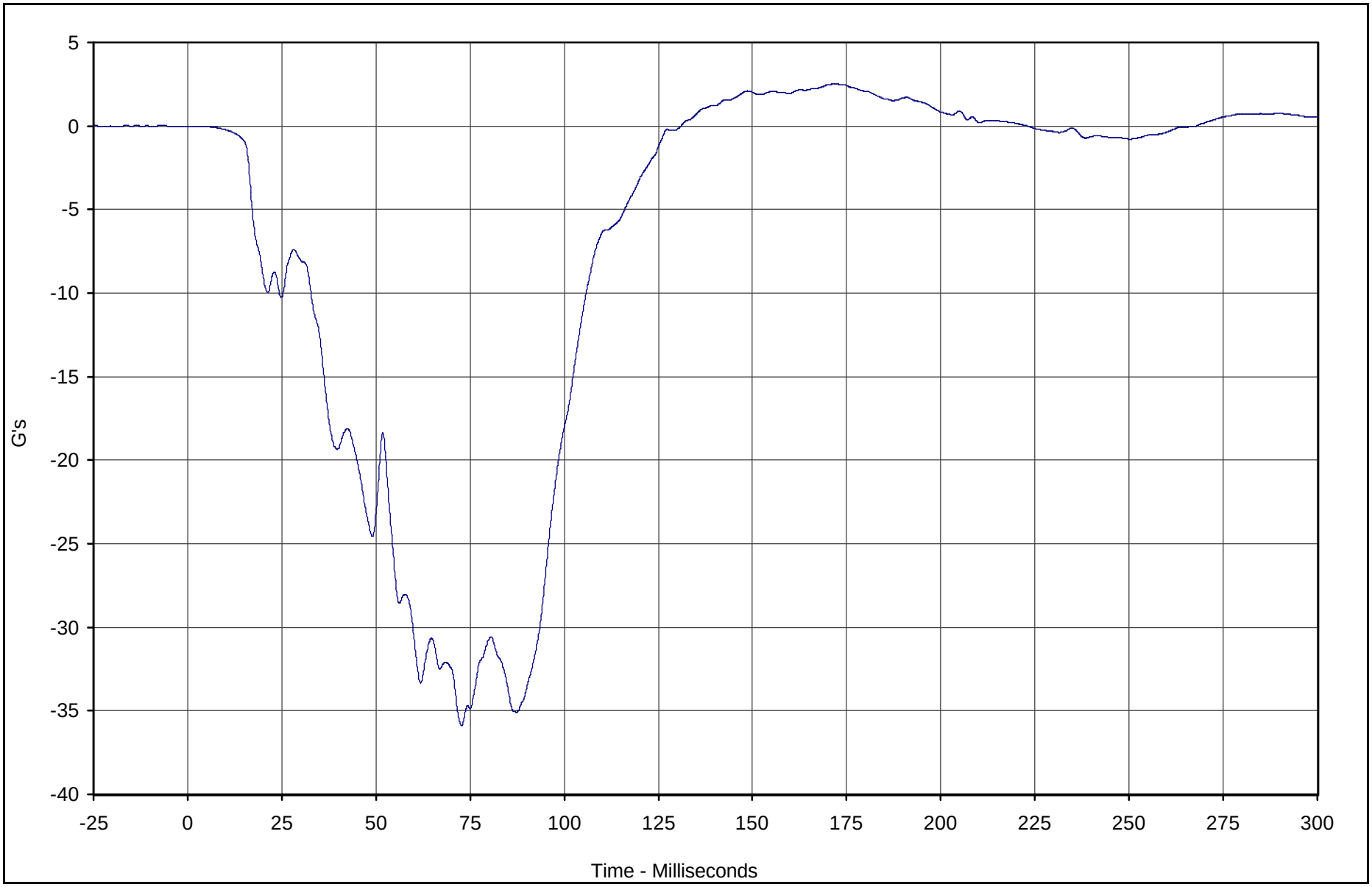

Curve Description	CURNO	Type	Units	Max	Time	Min	Time	SAE Class
Driver Chest Redundant X	016	FIL	G's	2.5	171.8	-35.9	72.7	180

Test Vehicle: 2004 Lexus RX330 SUV

Test Date: 8/28/03

Test Program: 2003 NHTSA 35mph NCAP

NHTSA No.: M45101

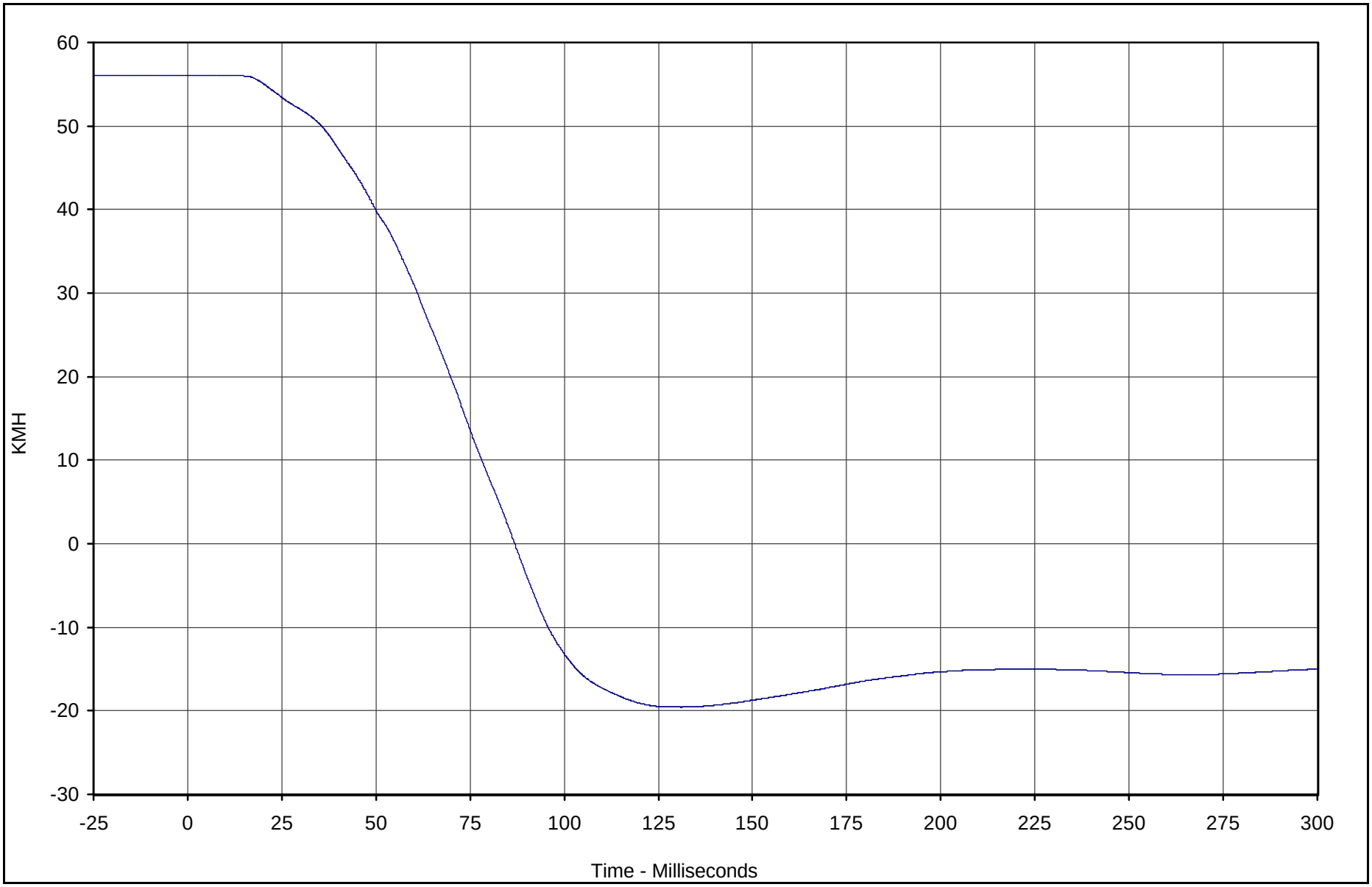

Curve Description	CURNO	Type	Units	Max	Time	Min	Time	SAE Class
Driver Chest Redundant X Velocity	016	IN1	KMH	56.1	0.3	-19.6	131.0	180

Test Vehicle: 2004 Lexus RX330 SUV

Test Date: 8/28/03

Test Program: 2003 NHTSA 35mph NCAP

NHTSA No.: M45101

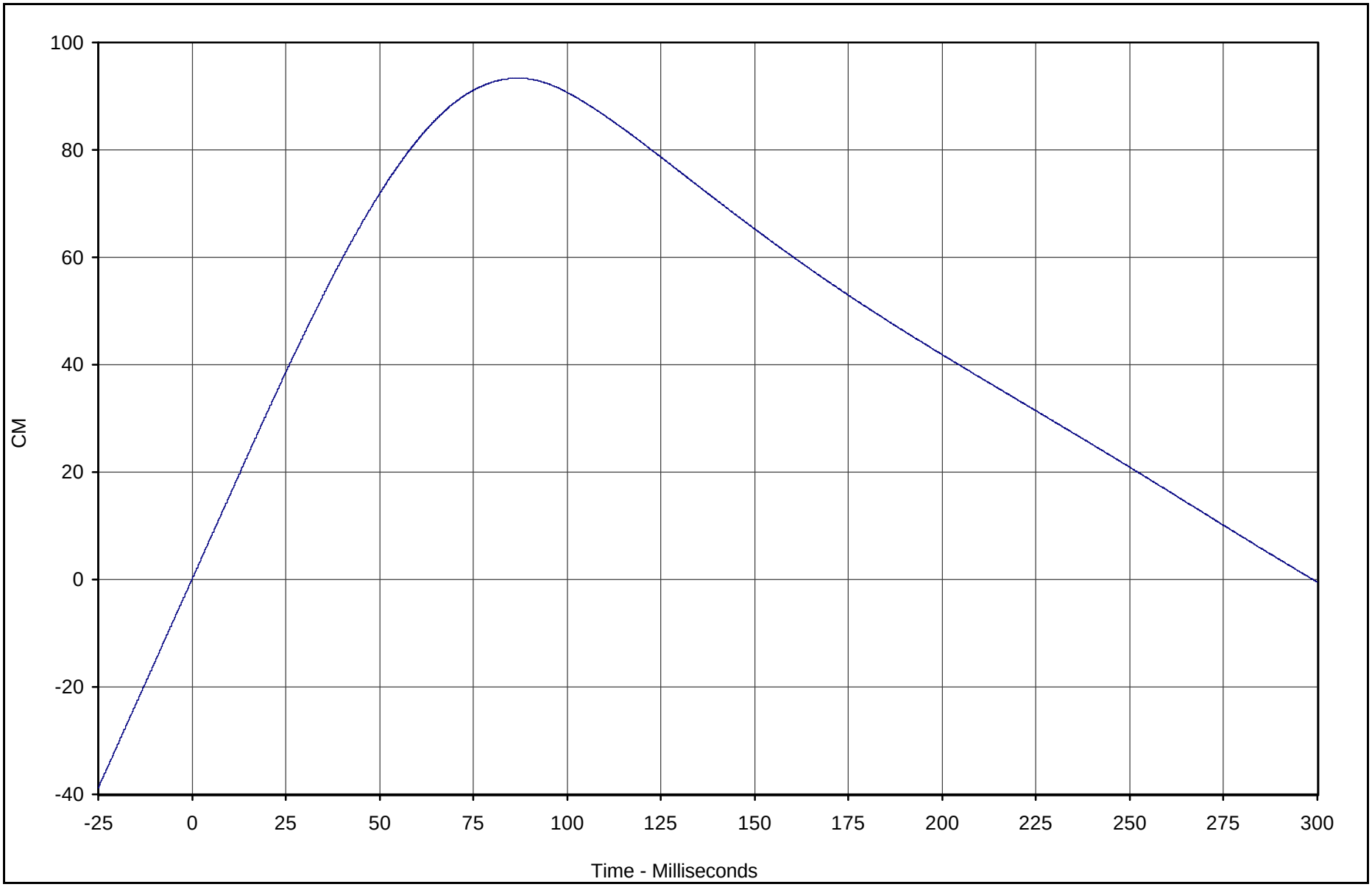

Curve Description	CURNO	Type	Units	Max	Time	Min	Time	SAE Class
Driver Chest Redundant X Displ.	016	IN2	CM	93.4	86.9	-0.5	299.9	180

Test Vehicle: 2004 Lexus RX330 SUV

Test Date: 8/28/03

Test Program: 2003 NHTSA 35mph NCAP

NHTSA No.: M45101

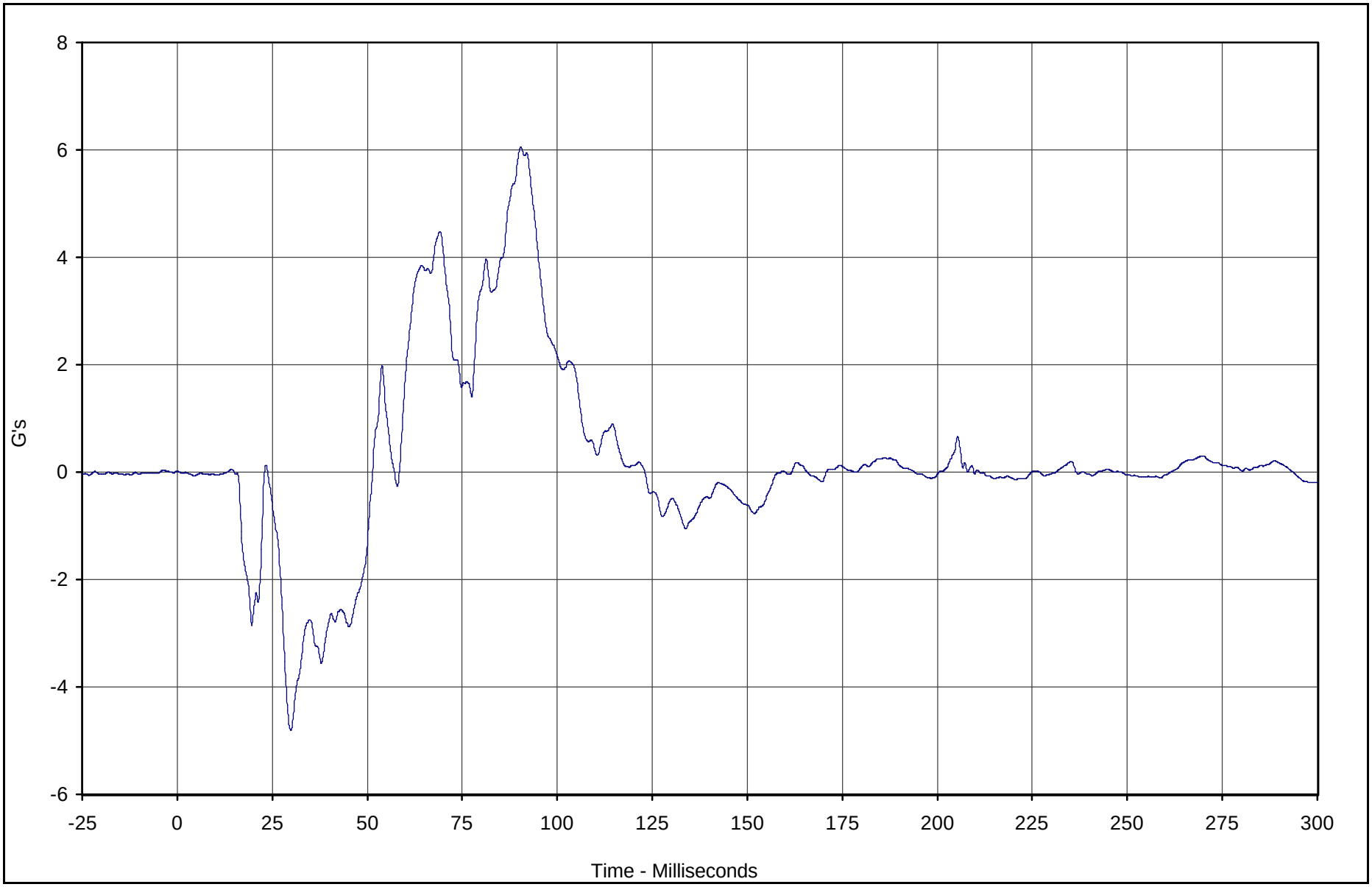

Curve Description	CURNO	Type	Units	Max	Time	Min	Time	SAE Class
Driver Chest Redundant Y	017	FIL	G's	6.1	90.4	-4.8	29.9	180

Test Vehicle: 2004 Lexus RX330 SUV

Test Date: 8/28/03

Test Program: 2003 NHTSA 35mph NCAP

NHTSA No.: M45101

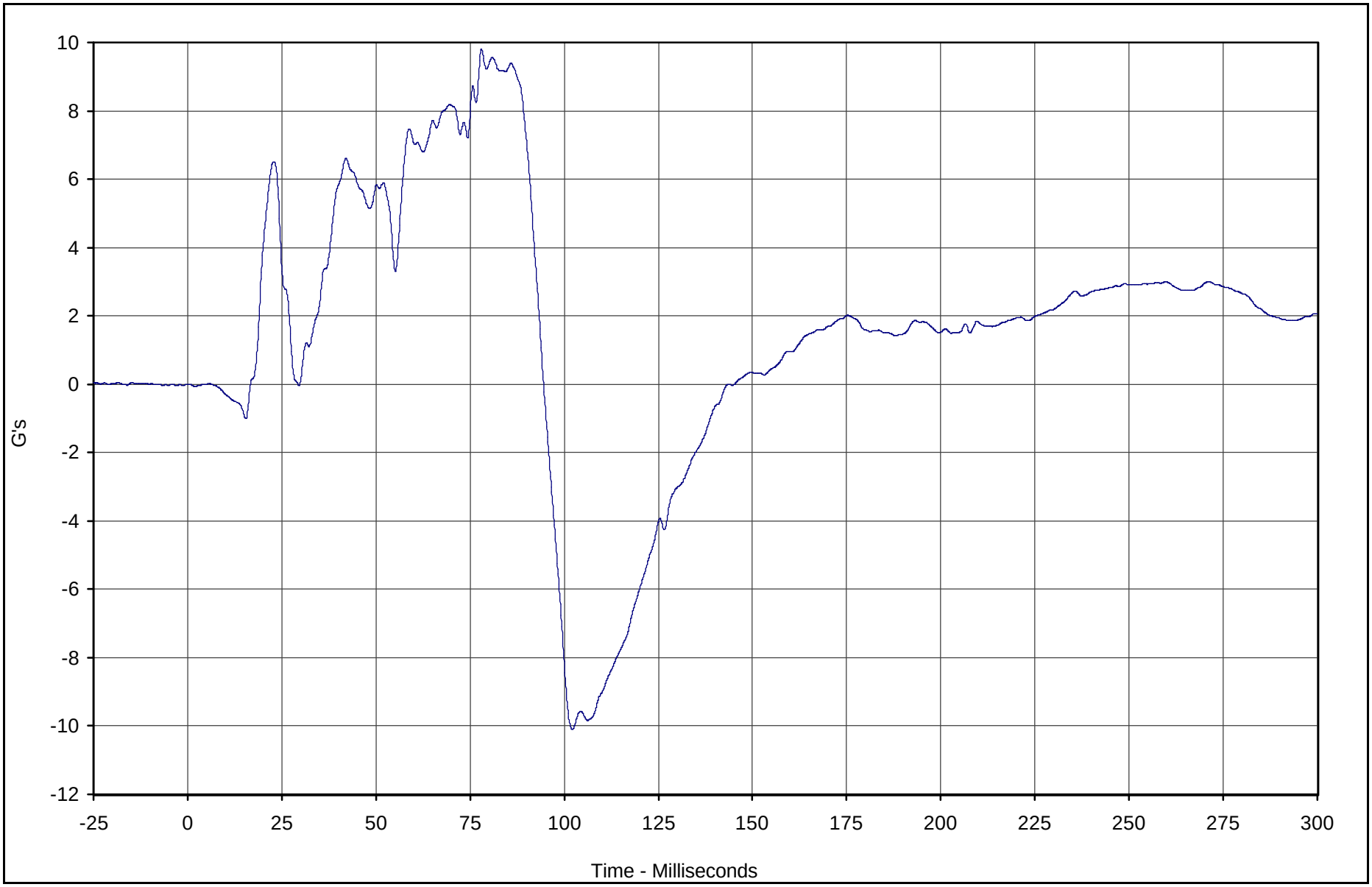

Curve Description	CURNO	Type	Units	Max	Time	Min	Time	SAE Class
Driver Chest Redundant Z	018	FIL	G's	9.8	78.1	-10.1	102.1	180

Test Vehicle: 2004 Lexus RX330 SUV

Test Date: 8/28/03

Test Program: 2003 NHTSA 35mph NCAP

NHTSA No.: M45101

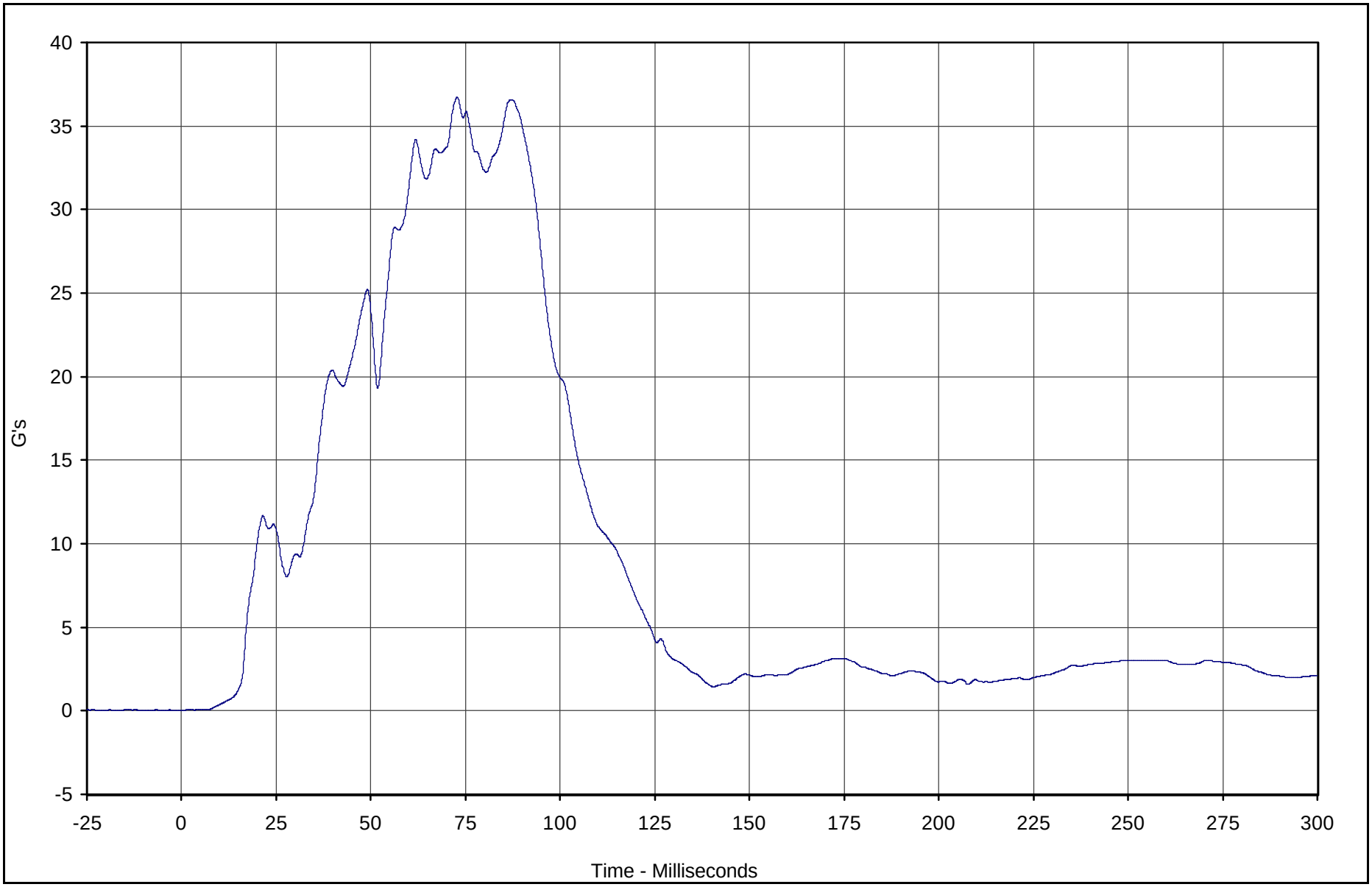

Curve Description	CURNO	Type	Units	Max	Time	Min	Time	SAE Class
Driver Chest Resultant Redundant	016	RES	G's	36.7	72.8	0.0	0.5	180

Test Vehicle: 2004 Lexus RX330 SUV

Test Date: 8/28/03

Test Program: 2003 NHTSA 35mph NCAP

NHTSA No.: M45101

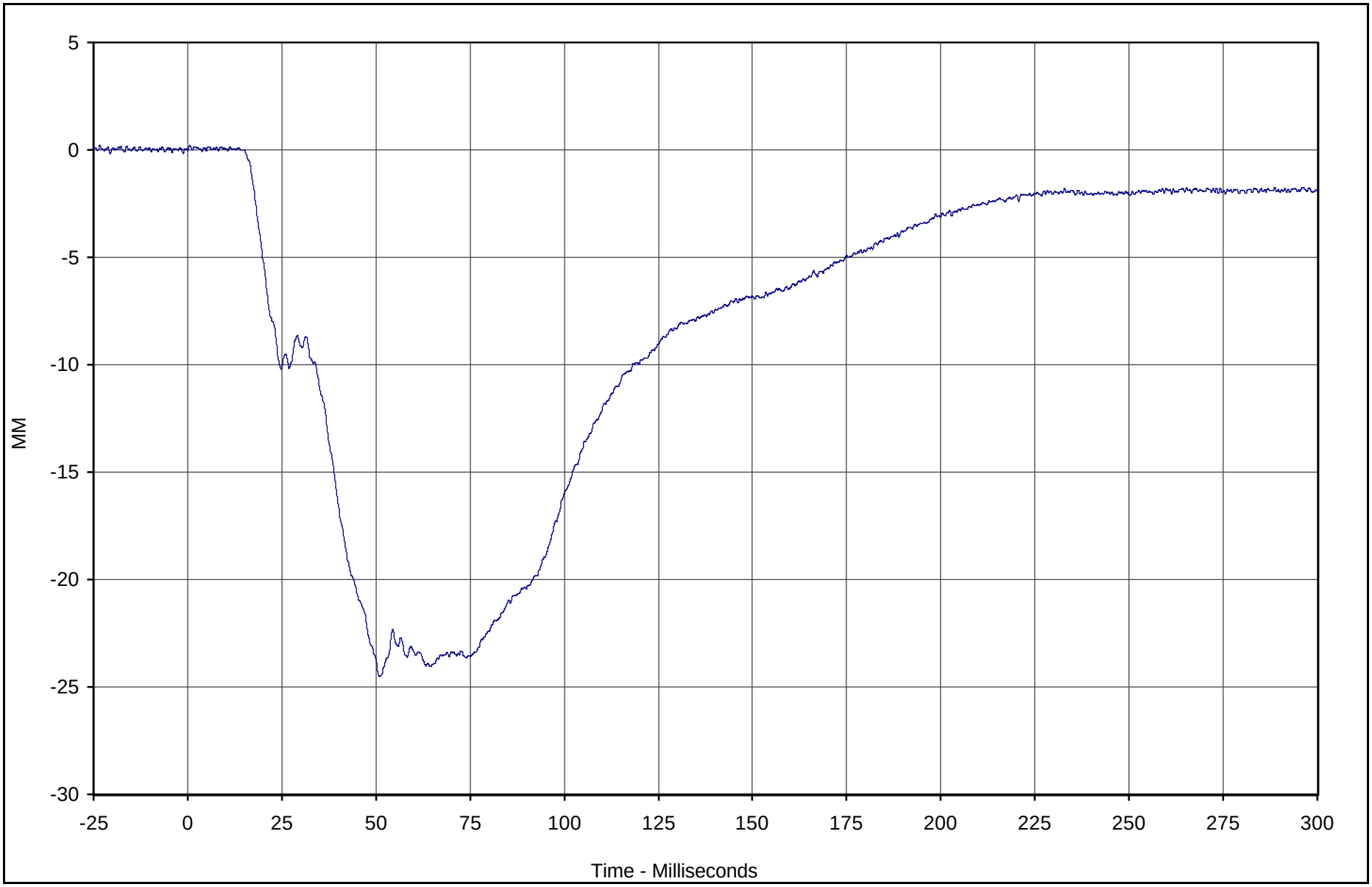

Curve Description	CURNO	Type	Units	Max	Time	Min	Time	SAE Class
Driver Chest Displacement X	019	FIL	MM	0.2	0.5	-24.5	50.9	600

Test Vehicle: 2004 Lexus RX330 SUV

Test Date: 8/28/03

Test Program: 2003 NHTSA 35mph NCAP

NHTSA No.: M45101

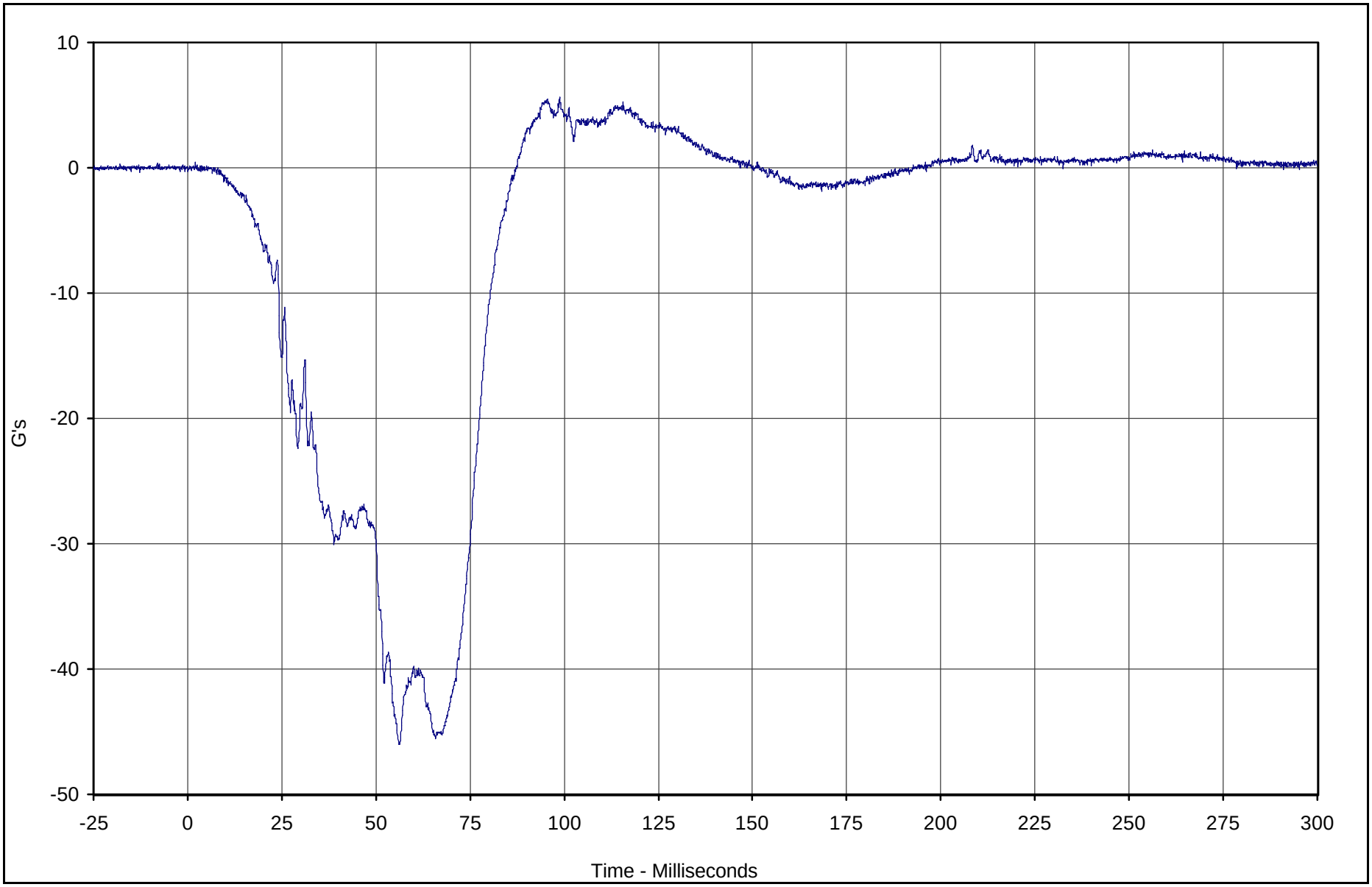

Curve Description	CURNO	Type	Units	Max	Time	Min	Time	SAE Class
Driver Pelvis X	020	FIL	G's	5.6	98.8	-46.0	56.1	1000

Test Vehicle: 2004 Lexus RX330 SUV

Test Date: 8/28/03

Test Program: 2003 NHTSA 35mph NCAP

NHTSA No.: M45101

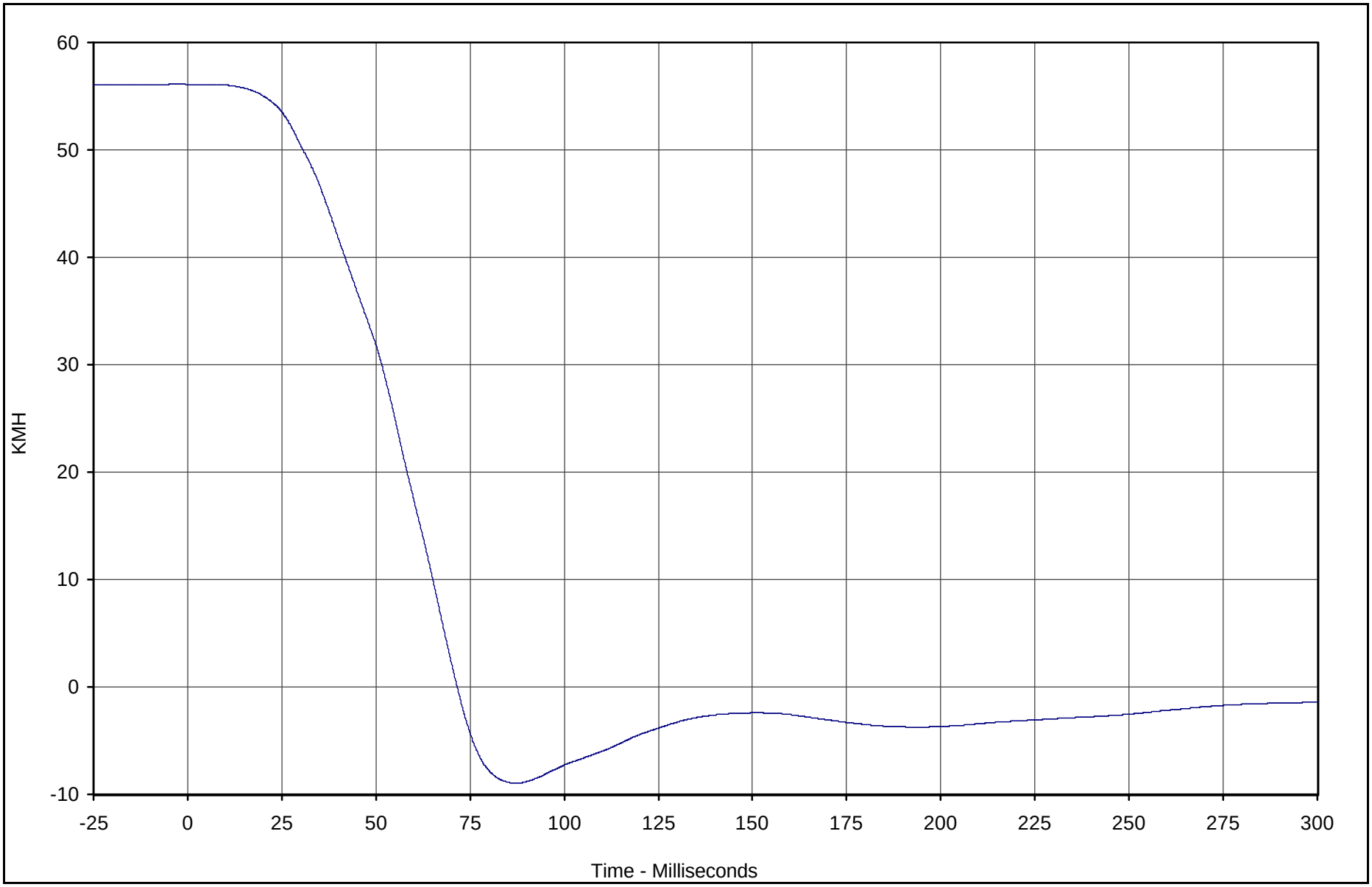

Curve Description	CURNO	Type	Units	Max	Time	Min	Time	SAE Class
Driver Pelvis X Velocity	020	IN1	KMH	56.1	0.0	-9.0	87.3	180

Test Vehicle: 2004 Lexus RX330 SUV

Test Date: 8/28/03

Test Program: 2003 NHTSA 35mph NCAP

NHTSA No.: M45101

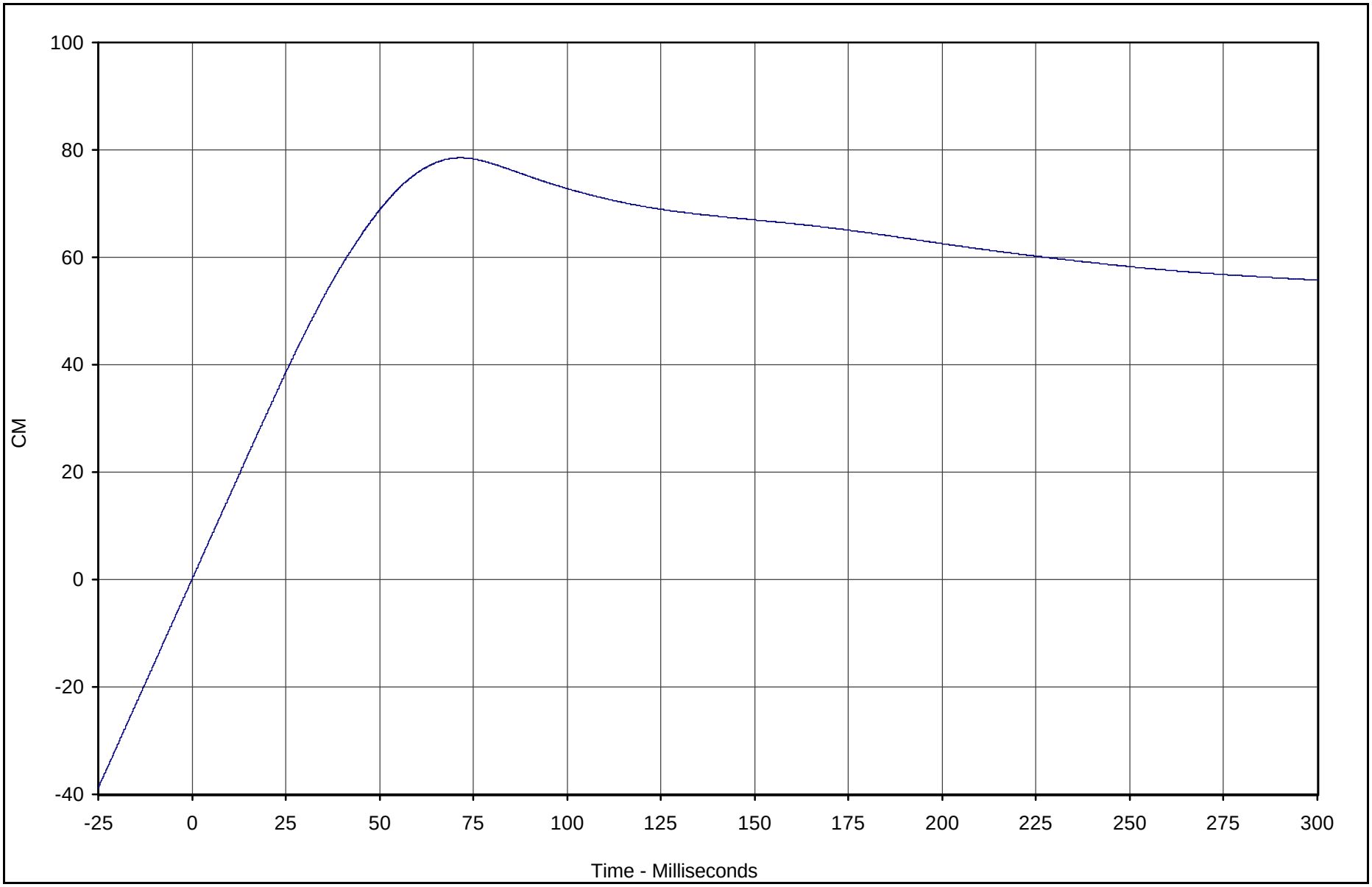

Curve Description	CURNO	Type	Units	Max	Time	Min	Time	SAE Class
Driver Pelvis X Displ.	020	IN2	CM	78.5	71.6	0.0	0.0	180

Test Vehicle: 2004 Lexus RX330 SUV

Test Date: 8/28/03

Test Program: 2003 NHTSA 35mph NCAP

NHTSA No.: M45101

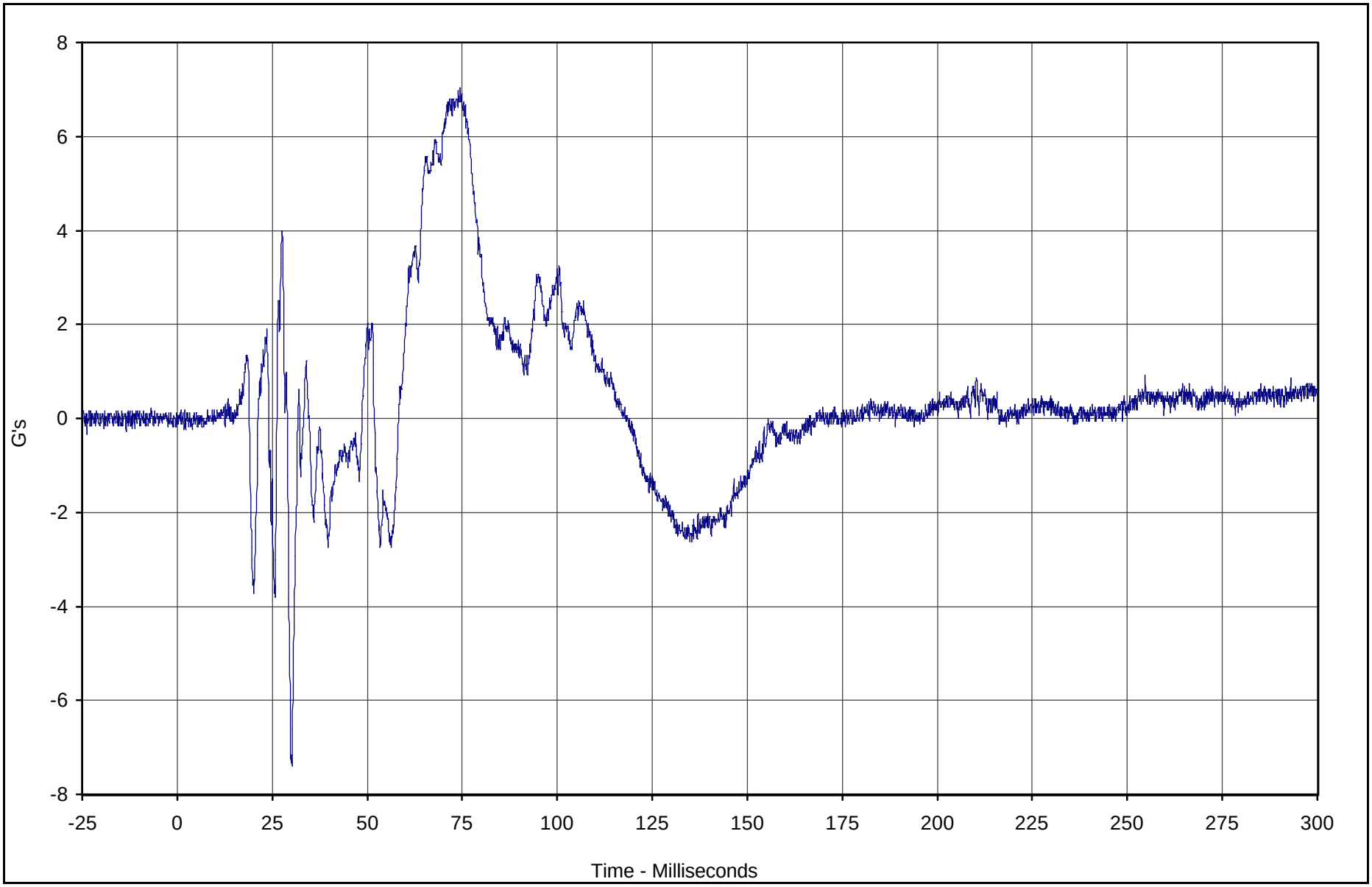

Curve Description	CURNO	Type	Units	Max	Time	Min	Time	SAE Class
Driver Pelvis Y	021	FIL	G's	7.0	74.5	-7.4	30.2	1000

Test Vehicle: 2004 Lexus RX330 SUV

Test Date: 8/28/03

Test Program: 2003 NHTSA 35mph NCAP

NHTSA No.: M45101

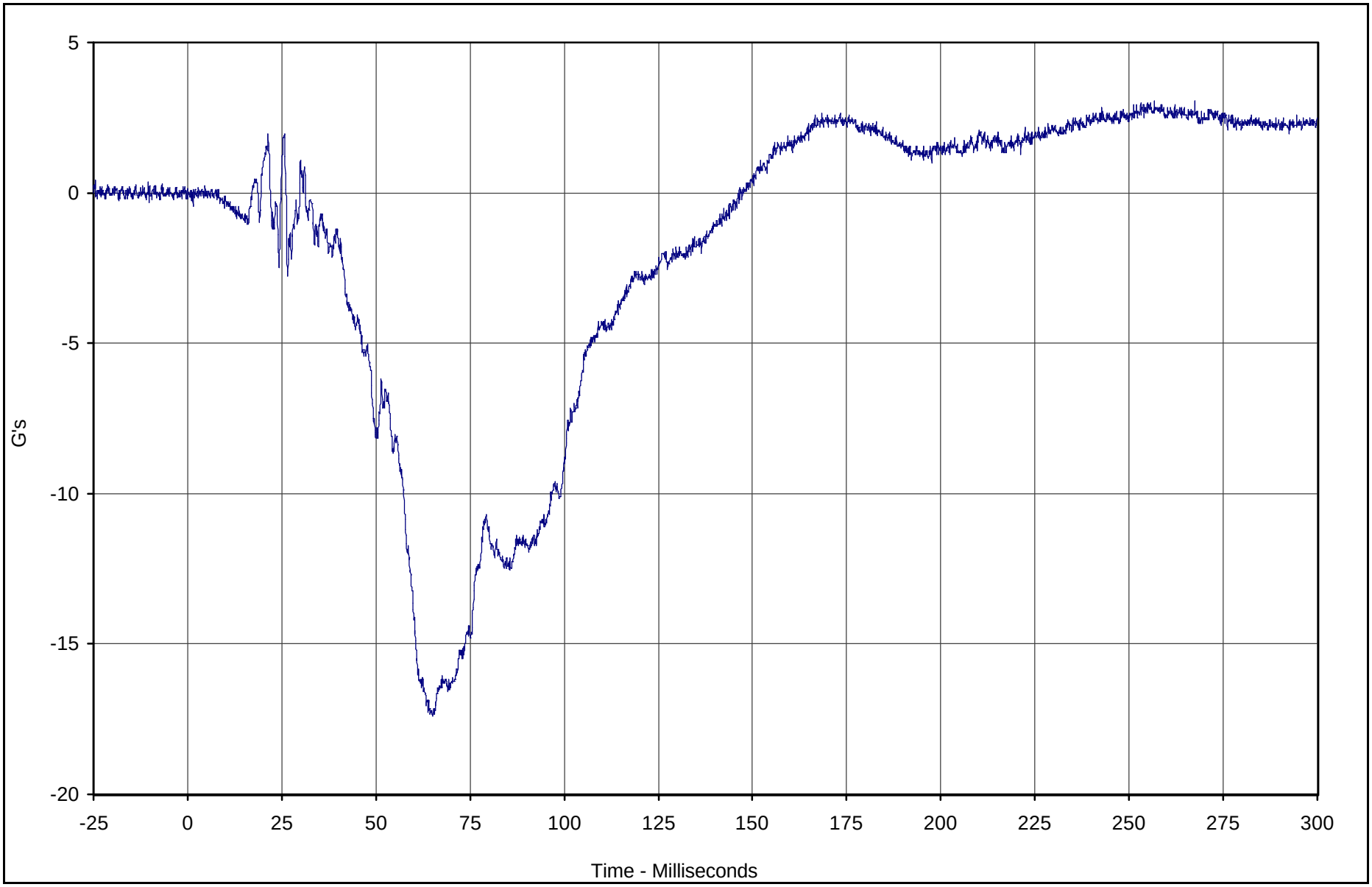

Curve Description	CURNO	Type	Units	Max	Time	Min	Time	SAE Class
Driver Pelvis Z	022	FIL	G's	3.1	256.7	-17.4	65.0	1000

Test Vehicle: 2004 Lexus RX330 SUV

Test Date: 8/28/03

Test Program: 2003 NHTSA 35mph NCAP

NHTSA No.: M45101

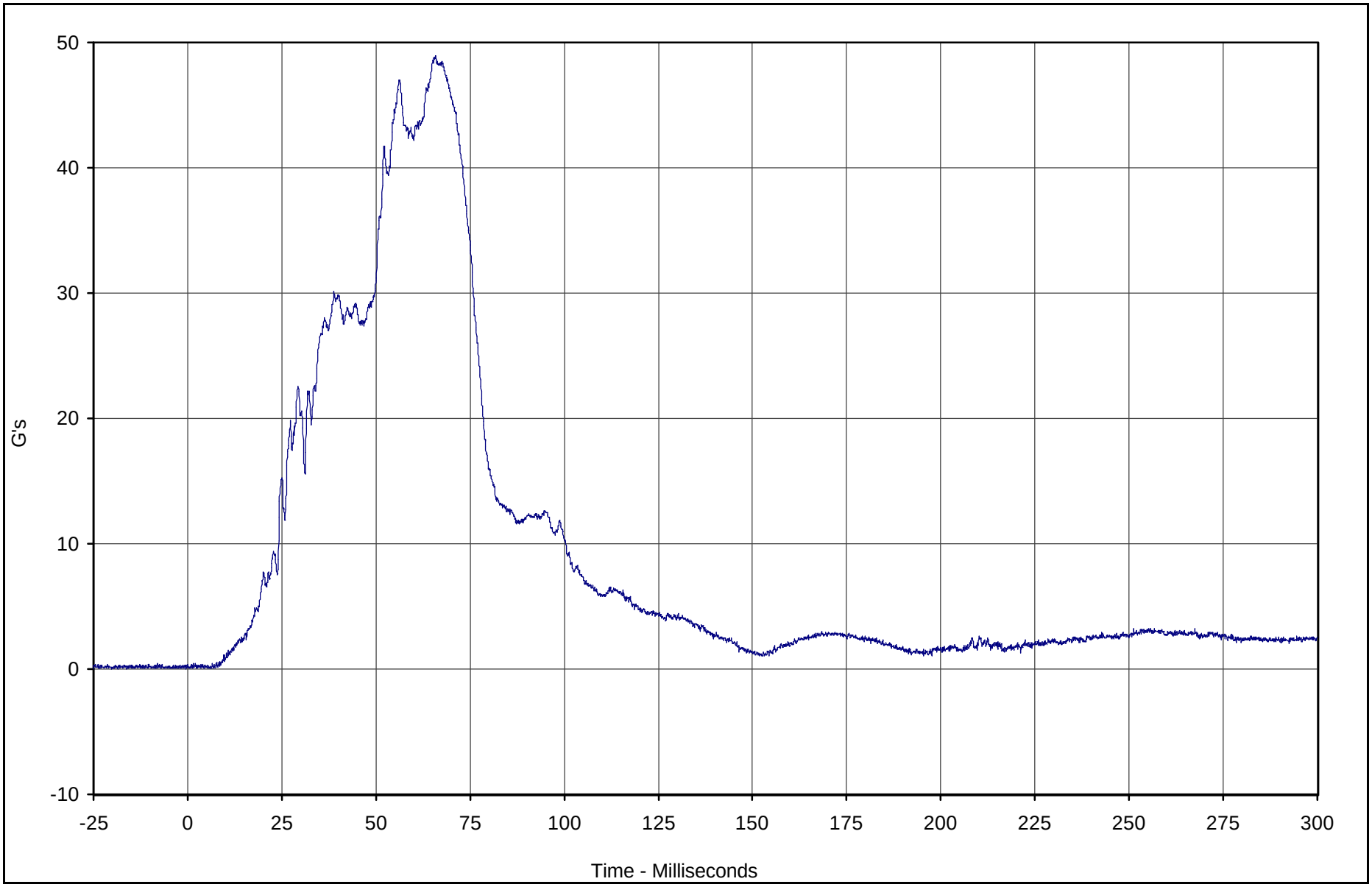

Curve Description	CURNO	Type	Units	Max	Time	Min	Time	SAE Class
Driver Pelvis Resultant	023	RES	G's	48.9	65.7	0.0	5.2	1000

Test Vehicle: 2004 Lexus RX330 SUV

Test Date: 8/28/03

Test Program: 2003 NHTSA 35mph NCAP

NHTSA No.: M45101

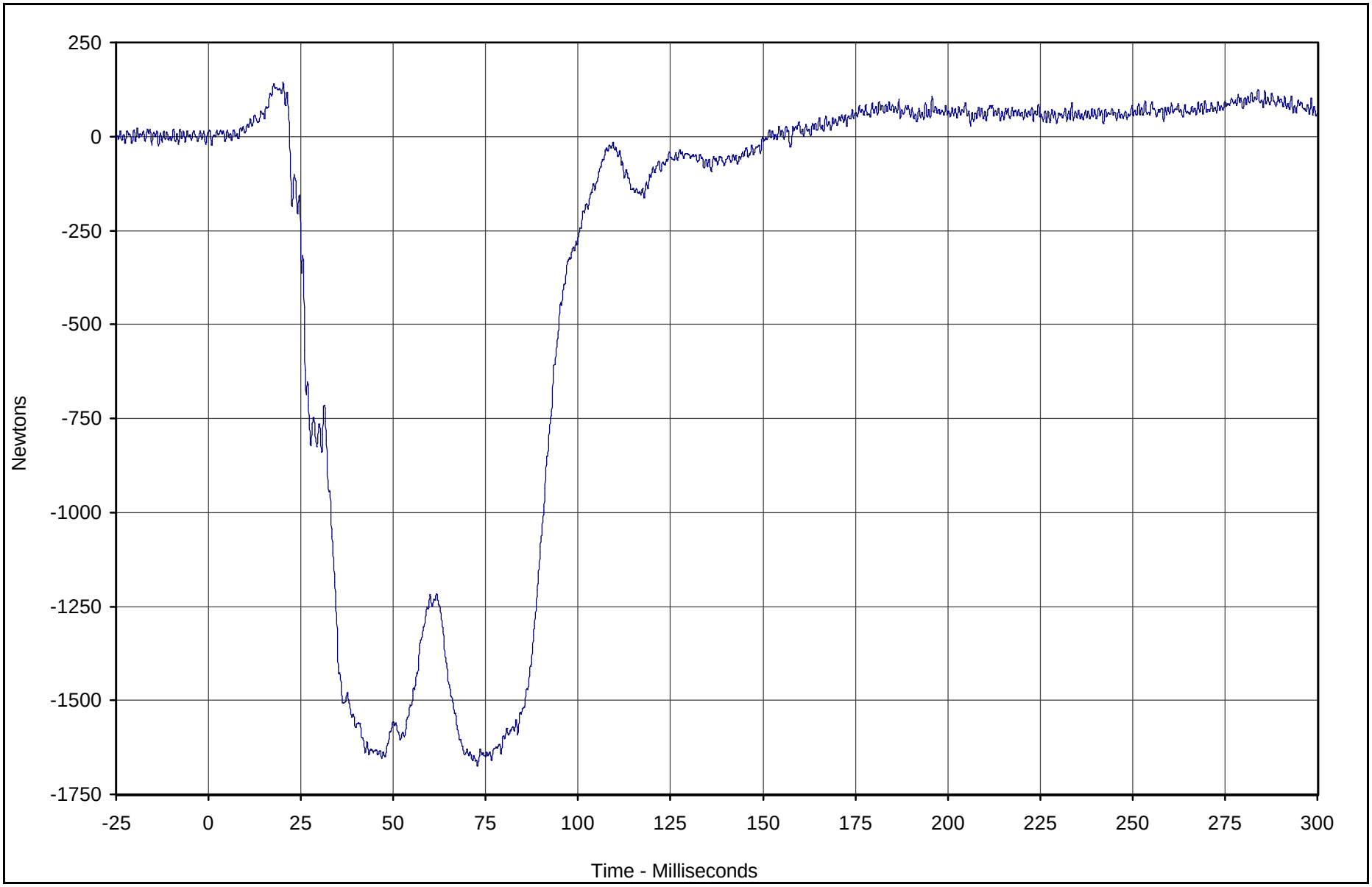

Curve Description	CURNO	Type	Units	Max	Time	Min	Time	SAE Class
Driver Left Femur Force	023	FIL	Newtons	143.5	20.2	-1675.0	72.8	600

Test Vehicle: 2004 Lexus RX330 SUV

Test Date: 8/28/03

Test Program: 2003 NHTSA 35mph NCAP

NHTSA No.: M45101

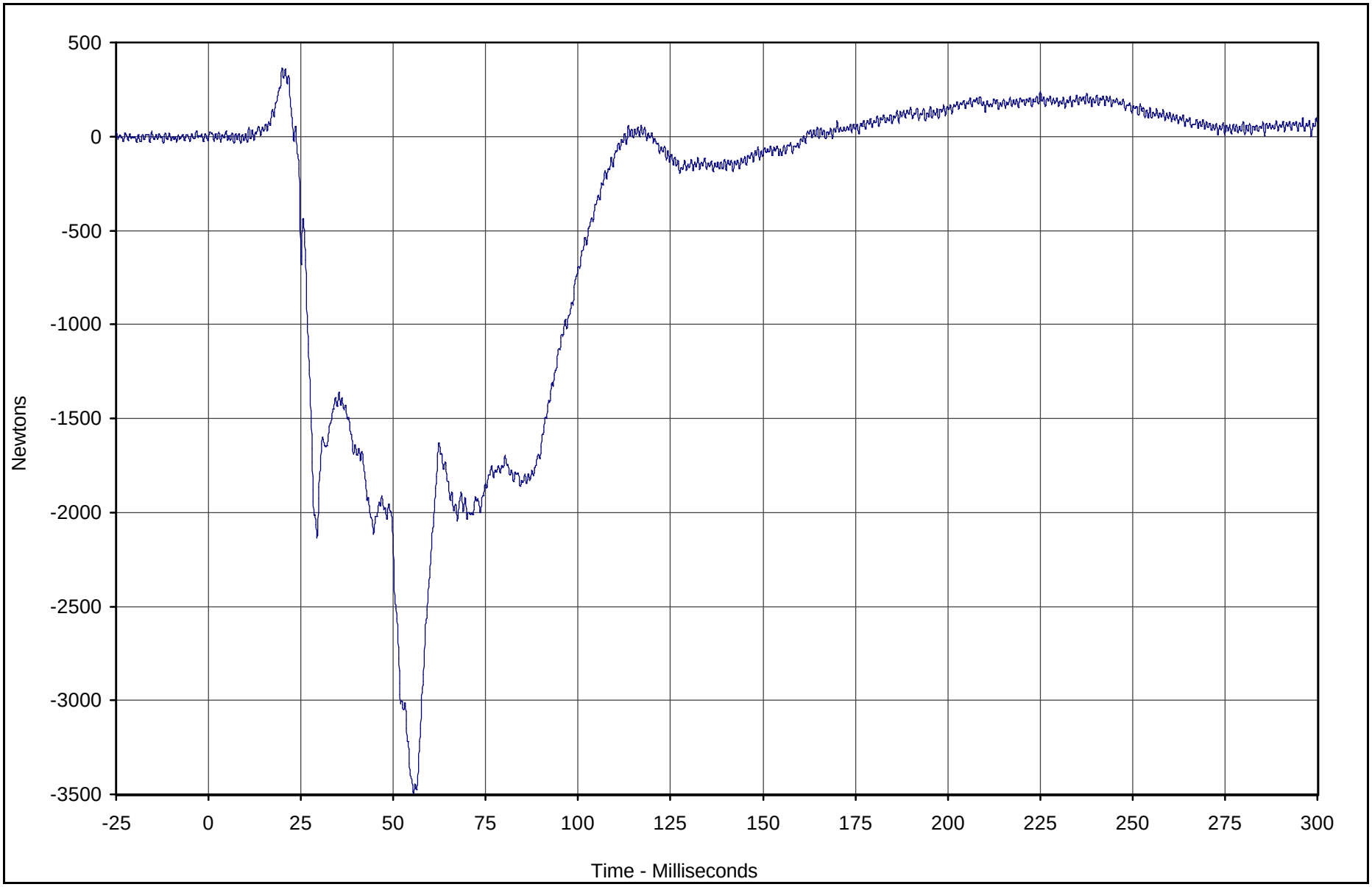

Curve Description	CURNO	Type	Units	Max	Time	Min	Time	SAE Class
Driver Right Femur Force	024	FIL	Newtons	366.2	19.9	-3495.0	55.5	600

Test Vehicle: 2004 Lexus RX330 SUV

Test Date: 8/28/03

Test Program: 2003 NHTSA 35mph NCAP

NHTSA No.: M45101

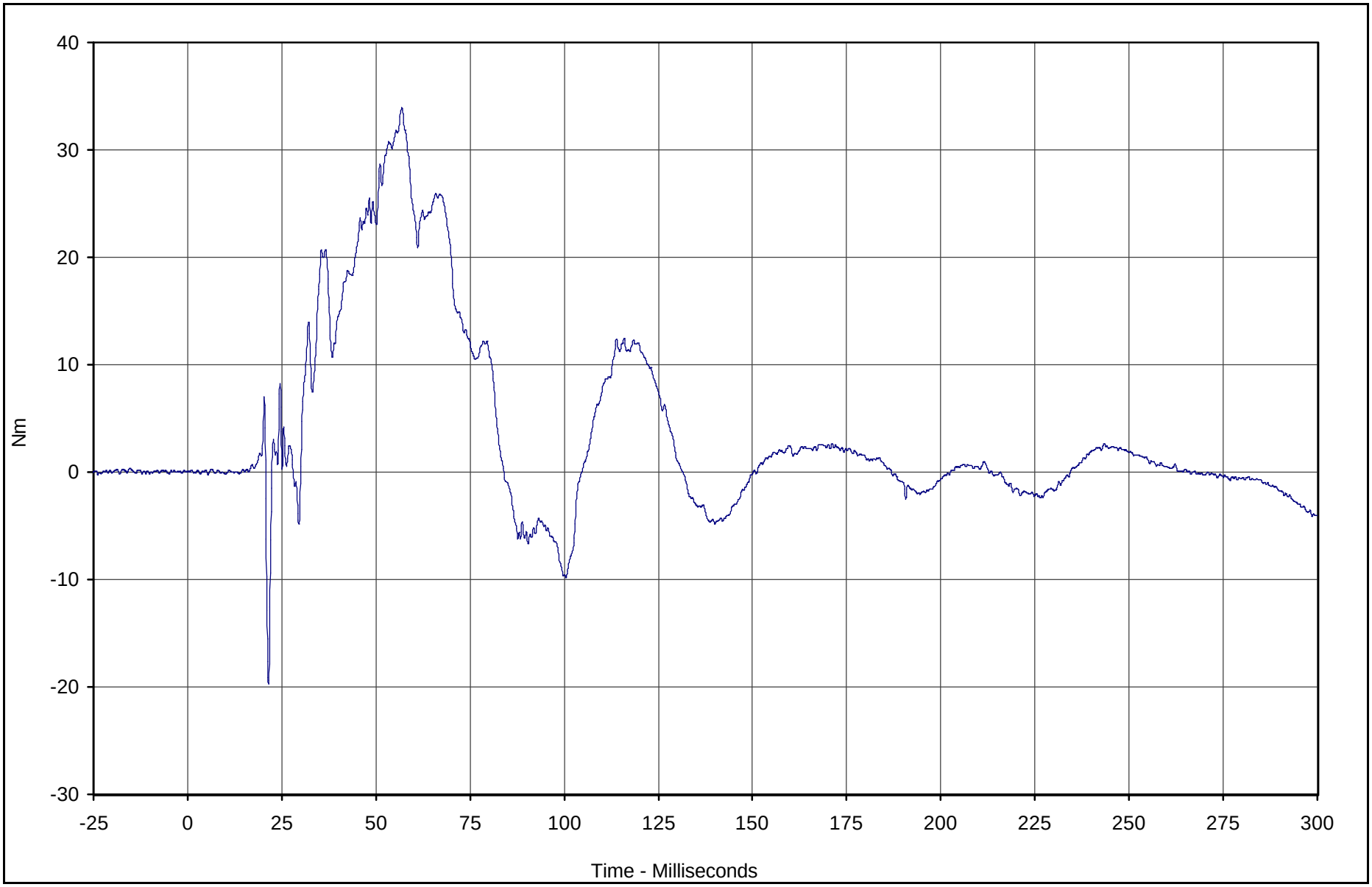

Curve Description	CURNO	Type	Units	Max	Time	Min	Time	SAE Class
Driver Left Upper Tibia Moment X	025	FIL	Nm	33.9	56.9	-19.7	21.5	600

Test Vehicle: 2004 Lexus RX330 SUV

Test Date: 8/28/03

Test Program: 2003 NHTSA 35mph NCAP

NHTSA No.: M45101

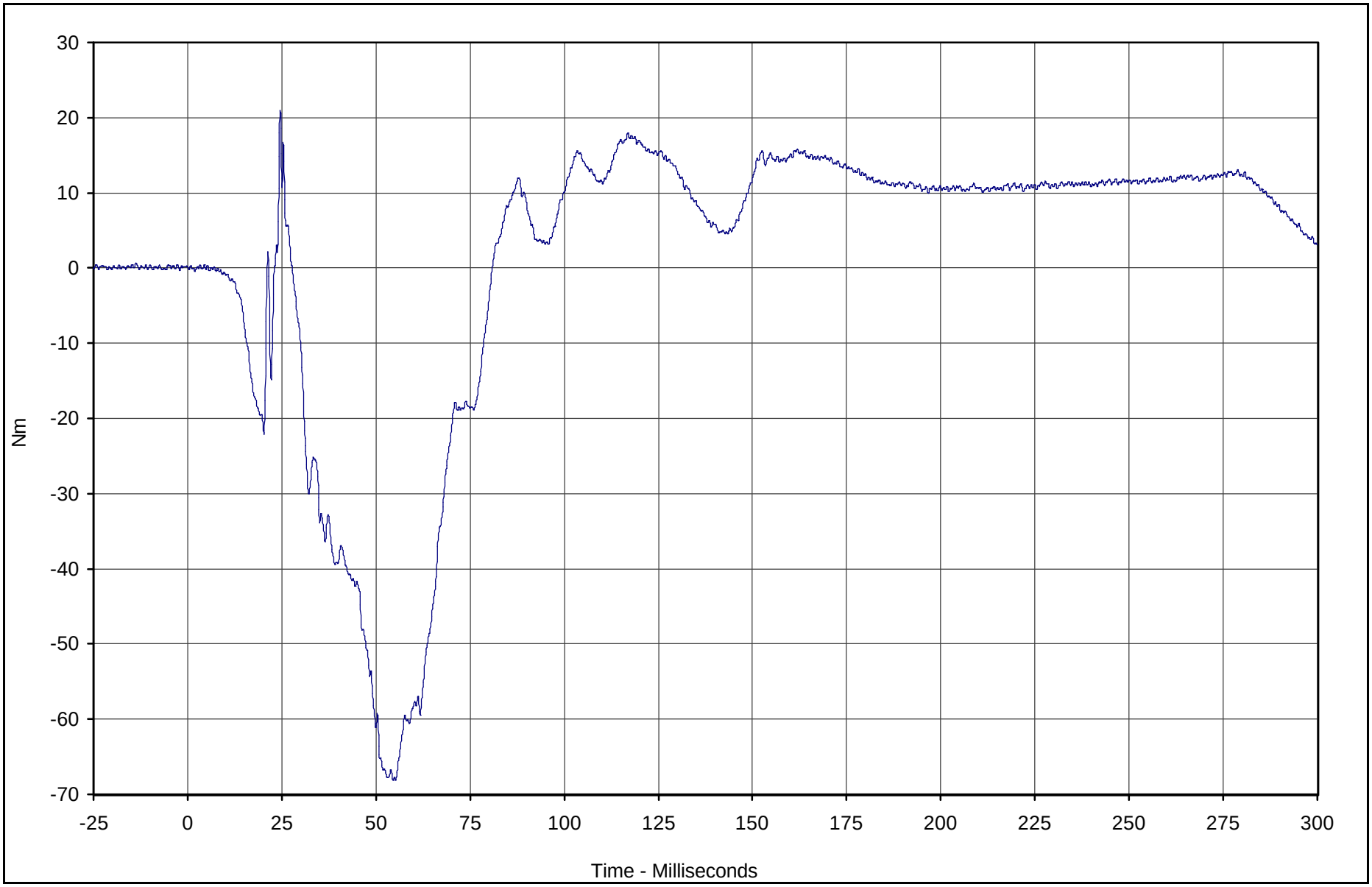

Curve Description	CURNO	Type	Units	Max	Time	Min	Time	SAE Class
Driver Left Upper Tibia Moment Y	026	FIL	Nm	21.0	24.6	-68.2	55.2	600

Test Vehicle: 2004 Lexus RX330 SUV

Test Date: 8/28/03

Test Program: 2003 NHTSA 35mph NCAP

NHTSA No.: M45101

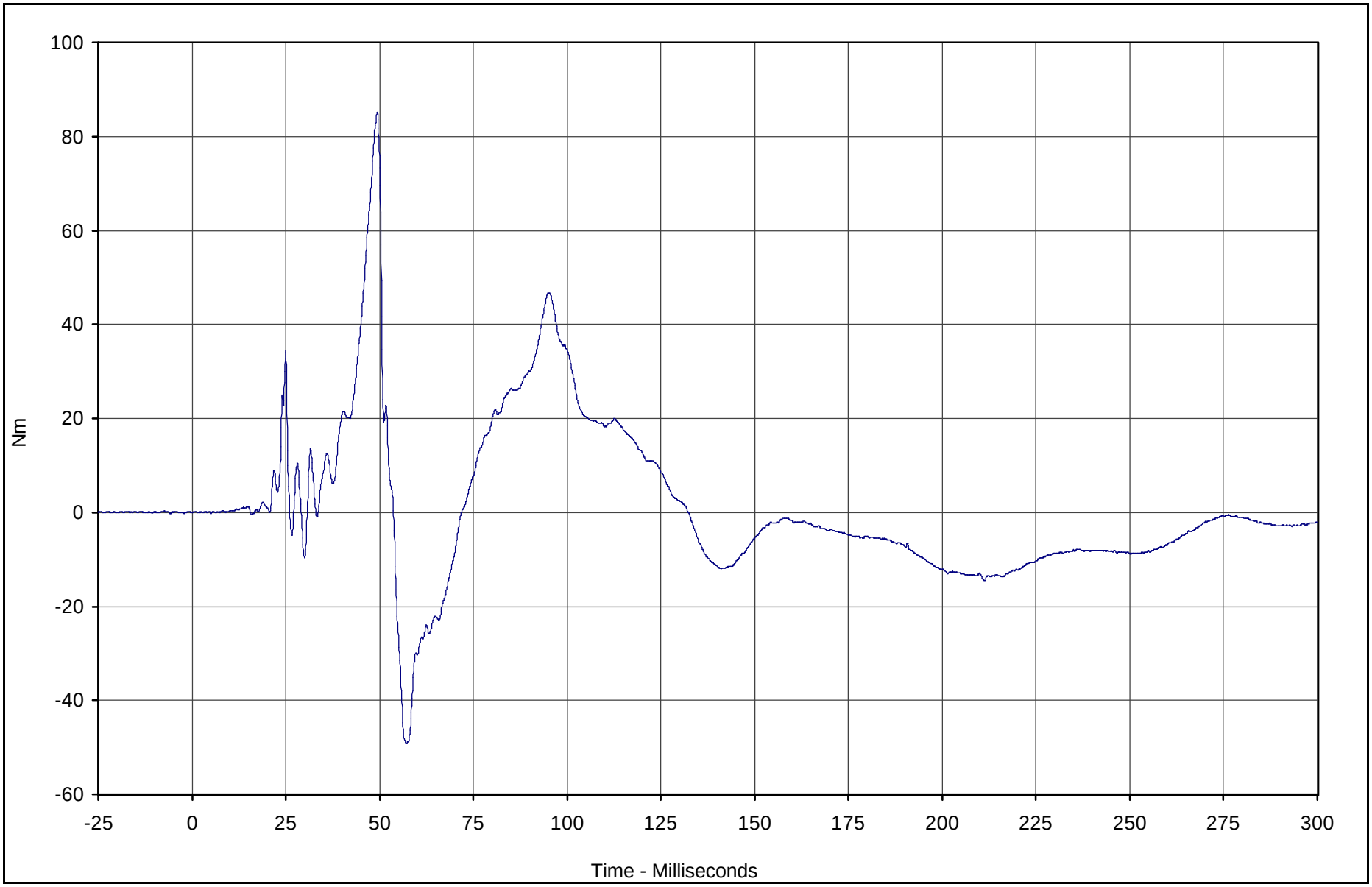

Curve Description	CURNO	Type	Units	Max	Time	Min	Time	SAE Class
Driver Right Upper Tibia Moment X	027	FIL	Nm	85.1	49.4	-49.2	57.2	600

Test Vehicle: 2004 Lexus RX330 SUV

Test Date: 8/28/03

Test Program: 2003 NHTSA 35mph NCAP

NHTSA No.: M45101

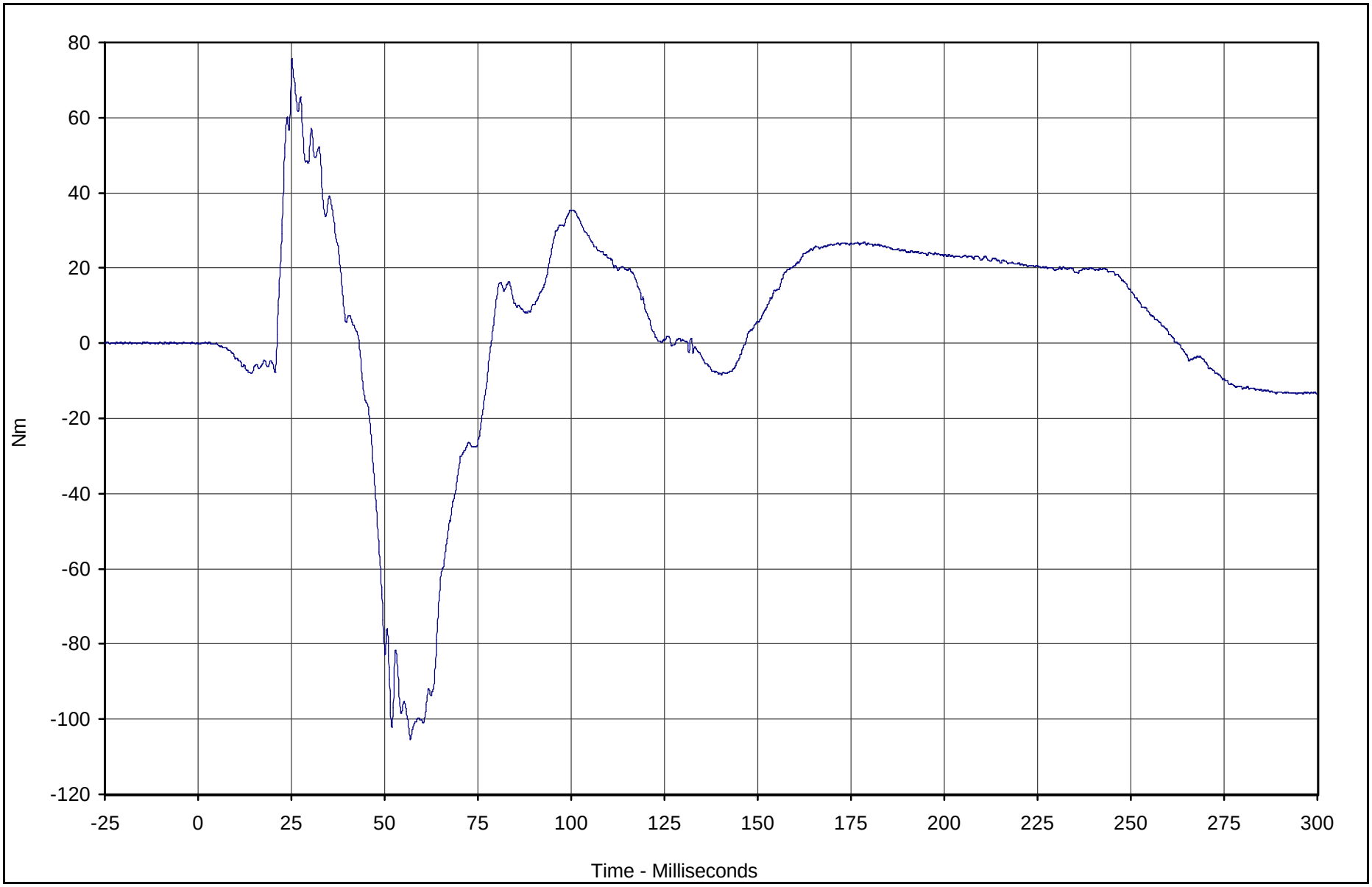

Curve Description	CURNO	Type	Units	Max	Time	Min	Time	SAE Class
Driver Right Upper Tibia Moment Y	028	FIL	Nm	75.7	25.2	-105.4	56.9	600

Test Vehicle: 2004 Lexus RX330 SUV

Test Date: 8/28/03

Test Program: 2003 NHTSA 35mph NCAP

NHTSA No.: M45101

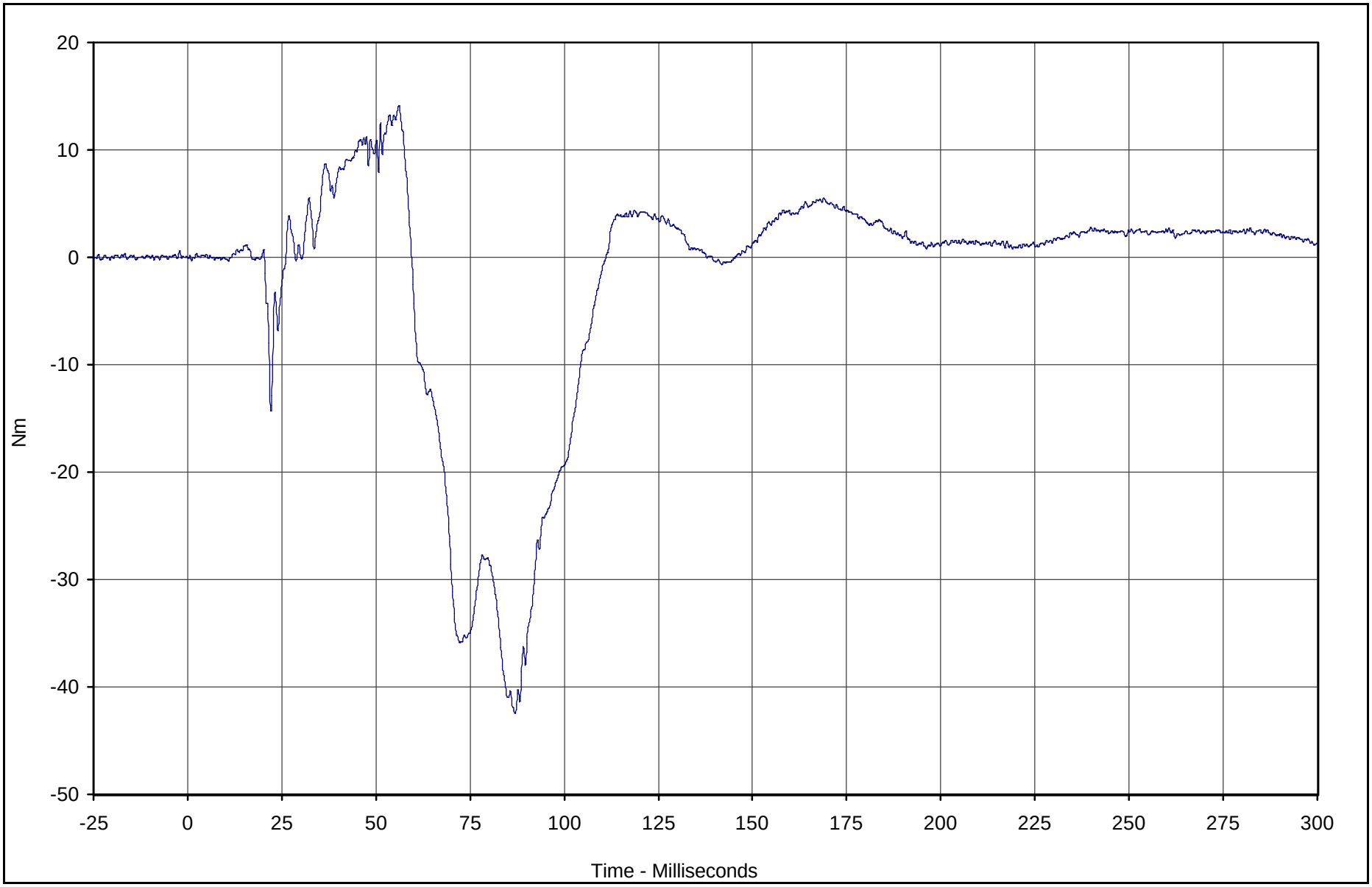

Curve Description	CURNO	Type	Units	Max	Time	Min	Time	SAE Class
Driver Left Lower Tibia Moment X	029	FIL	Nm	14.1	56.1	-42.5	87.0	600

Test Vehicle: 2004 Lexus RX330 SUV

Test Date: 8/28/03

Test Program: 2003 NHTSA 35mph NCAP

NHTSA No.: M45101

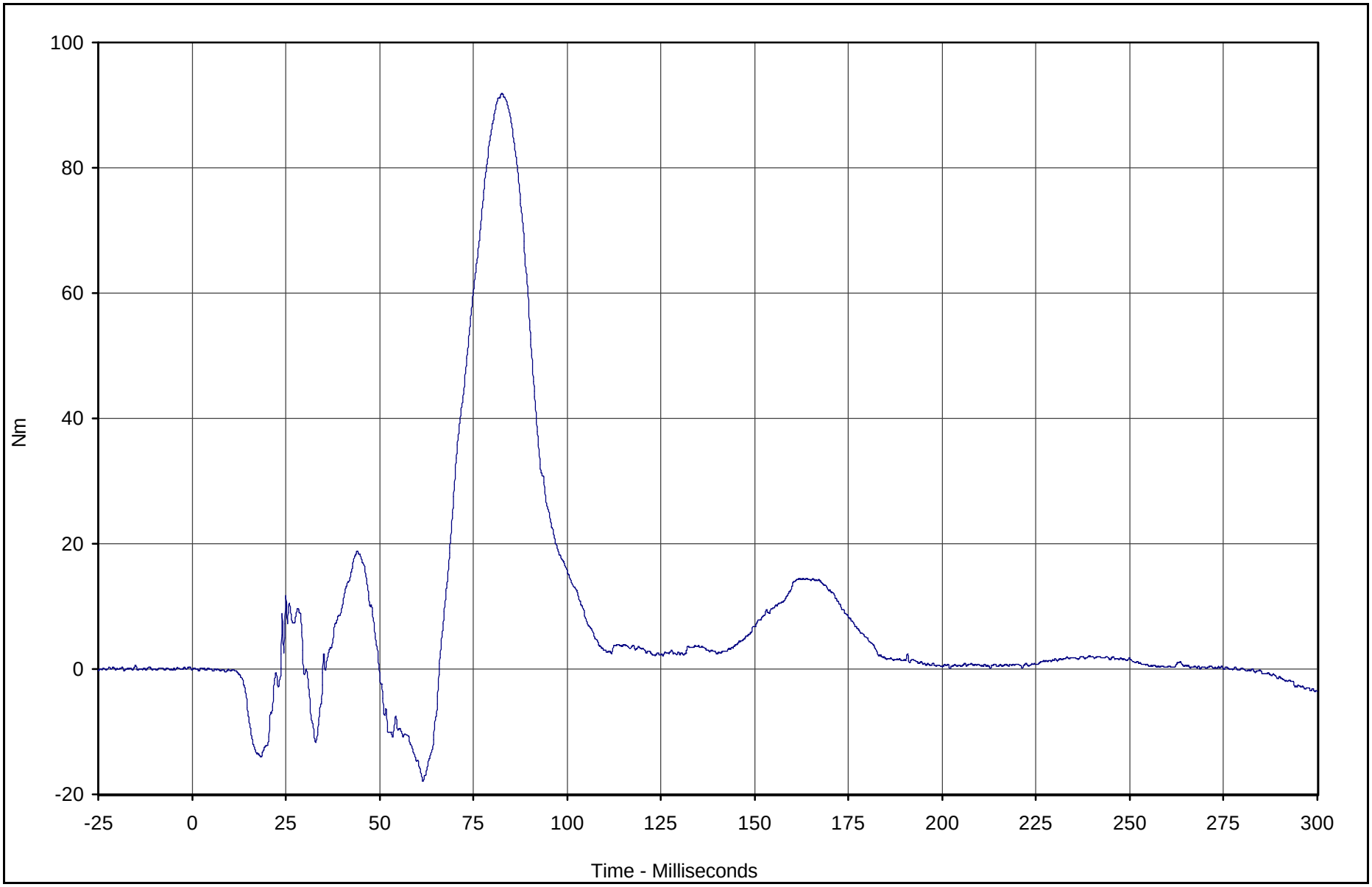

Curve Description	CURNO	Type	Units	Max	Time	Min	Time	SAE Class
Driver Left Lower Tibia Moment Y	030	FIL	Nm	91.9	82.6	-17.8	61.6	600

Test Vehicle: 2004 Lexus RX330 SUV

Test Date: 8/28/03

Test Program: 2003 NHTSA 35mph NCAP

NHTSA No.: M45101

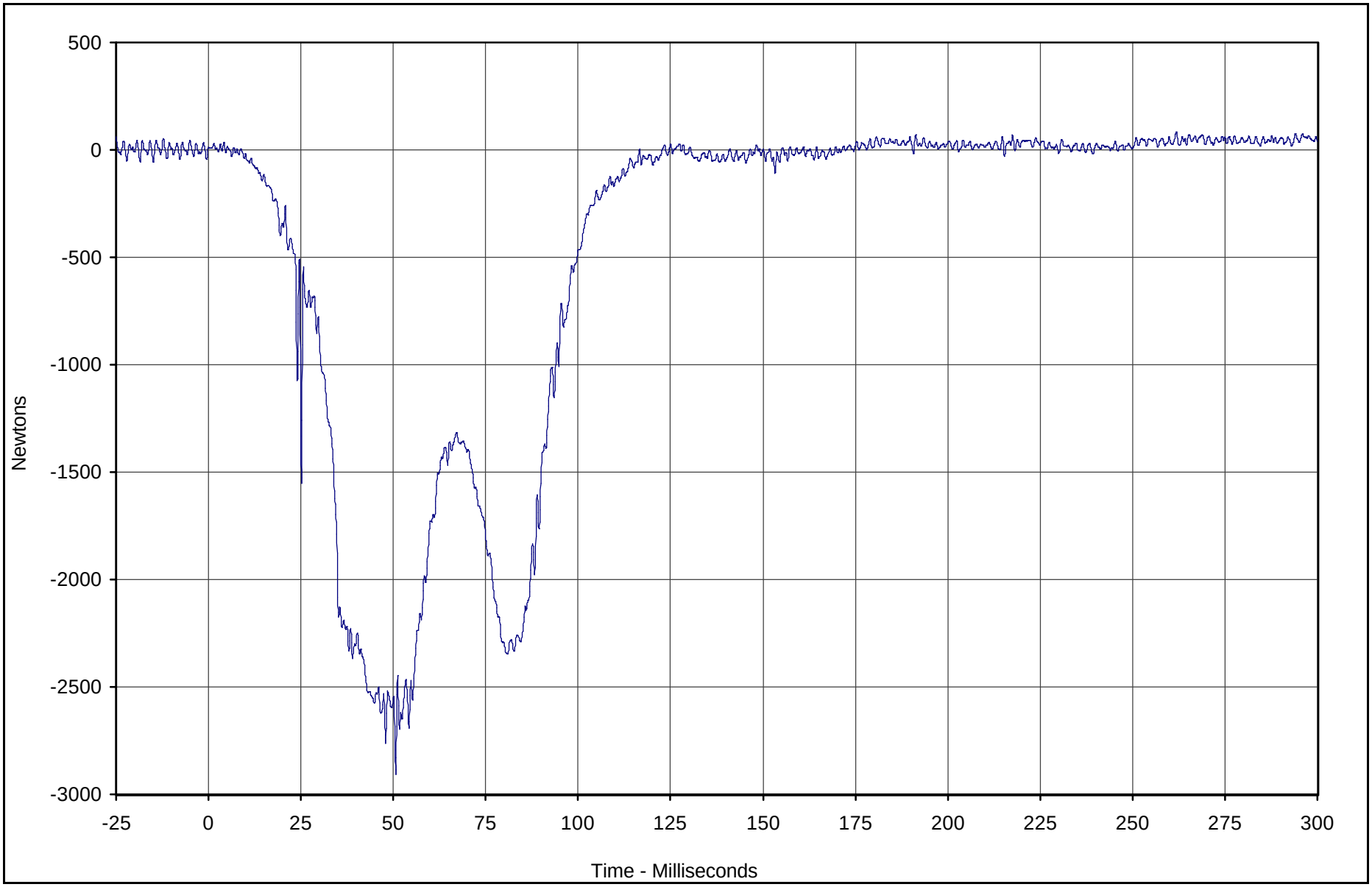

Curve Description	CURNO	Type	Units	Max	Time	Min	Time	SAE Class
Driver Left Lower Tibia Force Z	031	FIL	Newtons	81.6	261.9	-2906.4	50.7	600

Test Vehicle: 2004 Lexus RX330 SUV

Test Date: 8/28/03

Test Program: 2003 NHTSA 35mph NCAP

NHTSA No.: M45101

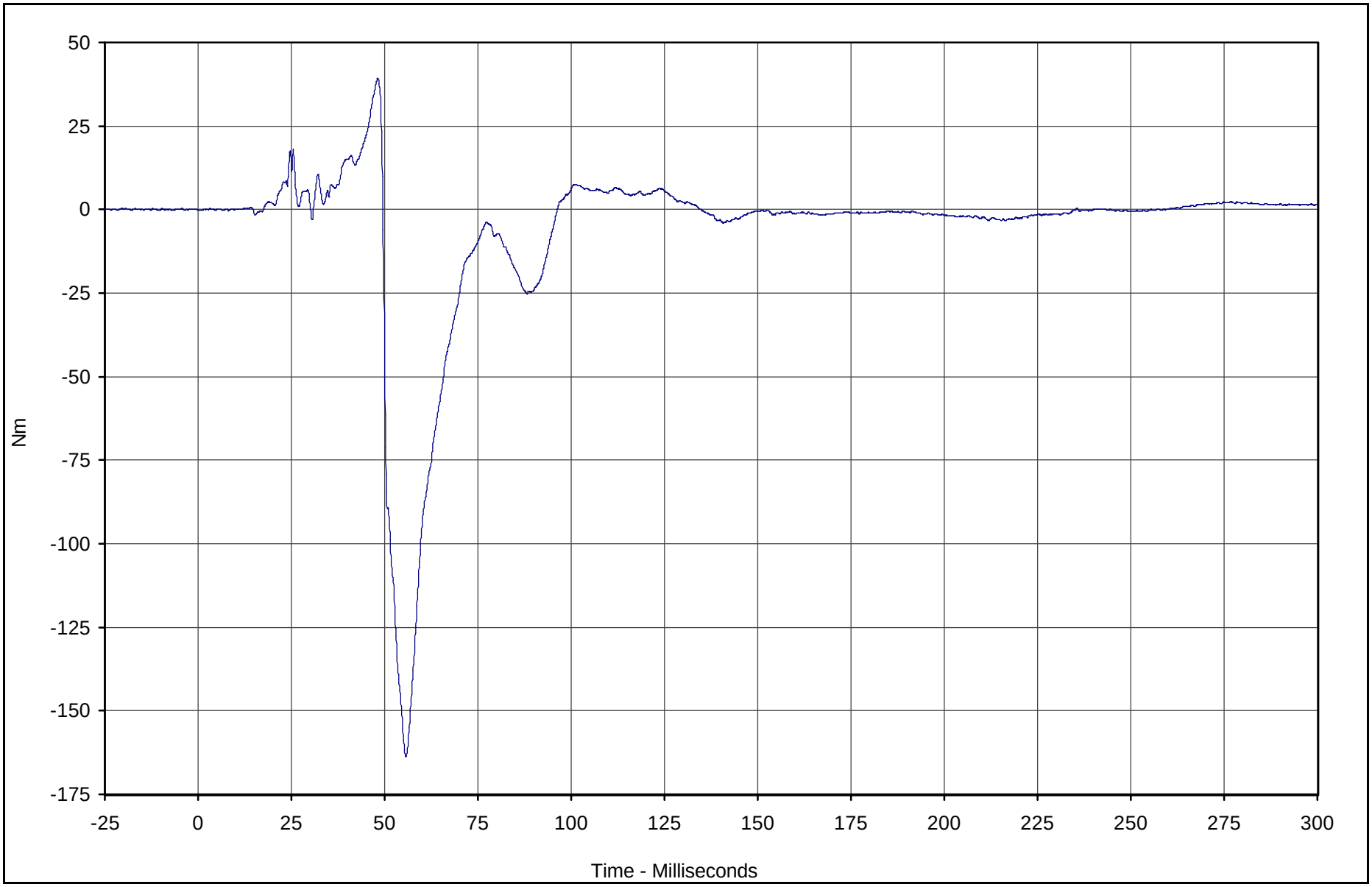

Curve Description	CURNO	Type	Units	Max	Time	Min	Time	SAE Class
Driver Right Lower Tibia Moment X	032	FIL	Nm	39.3	48.2	-163.7	55.7	600

Test Vehicle: 2004 Lexus RX330 SUV

Test Date: 8/28/03

Test Program: 2003 NHTSA 35mph NCAP

NHTSA No.: M45101

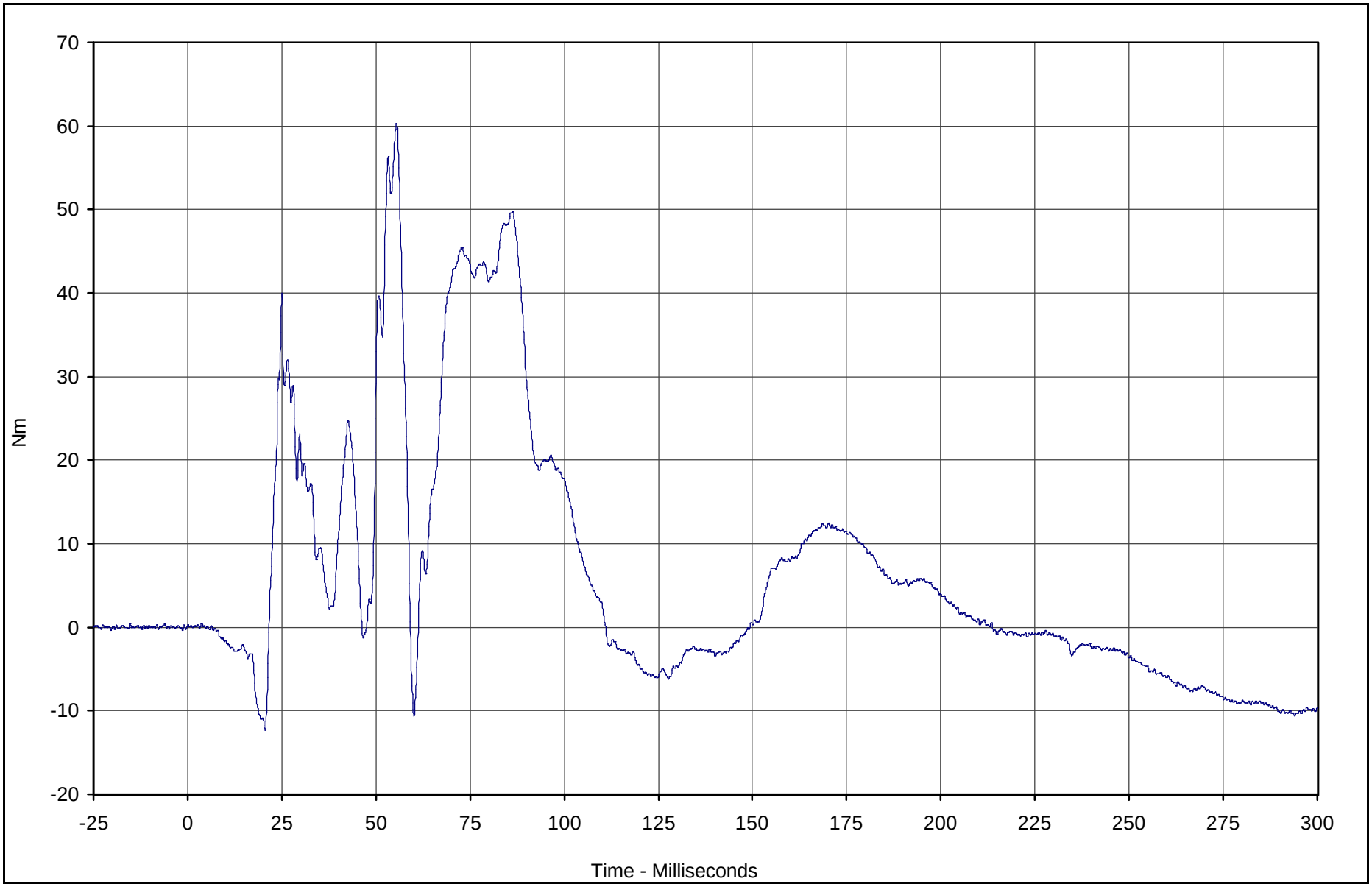

Curve Description	CURNO	Type	Units	Max	Time	Min	Time	SAE Class
Driver Right Lower Tibia Moment Y	033	FIL	Nm	60.3	55.5	-12.4	20.7	600

Test Vehicle: 2004 Lexus RX330 SUV

Test Date: 8/28/03

Test Program: 2003 NHTSA 35mph NCAP

NHTSA No.: M45101

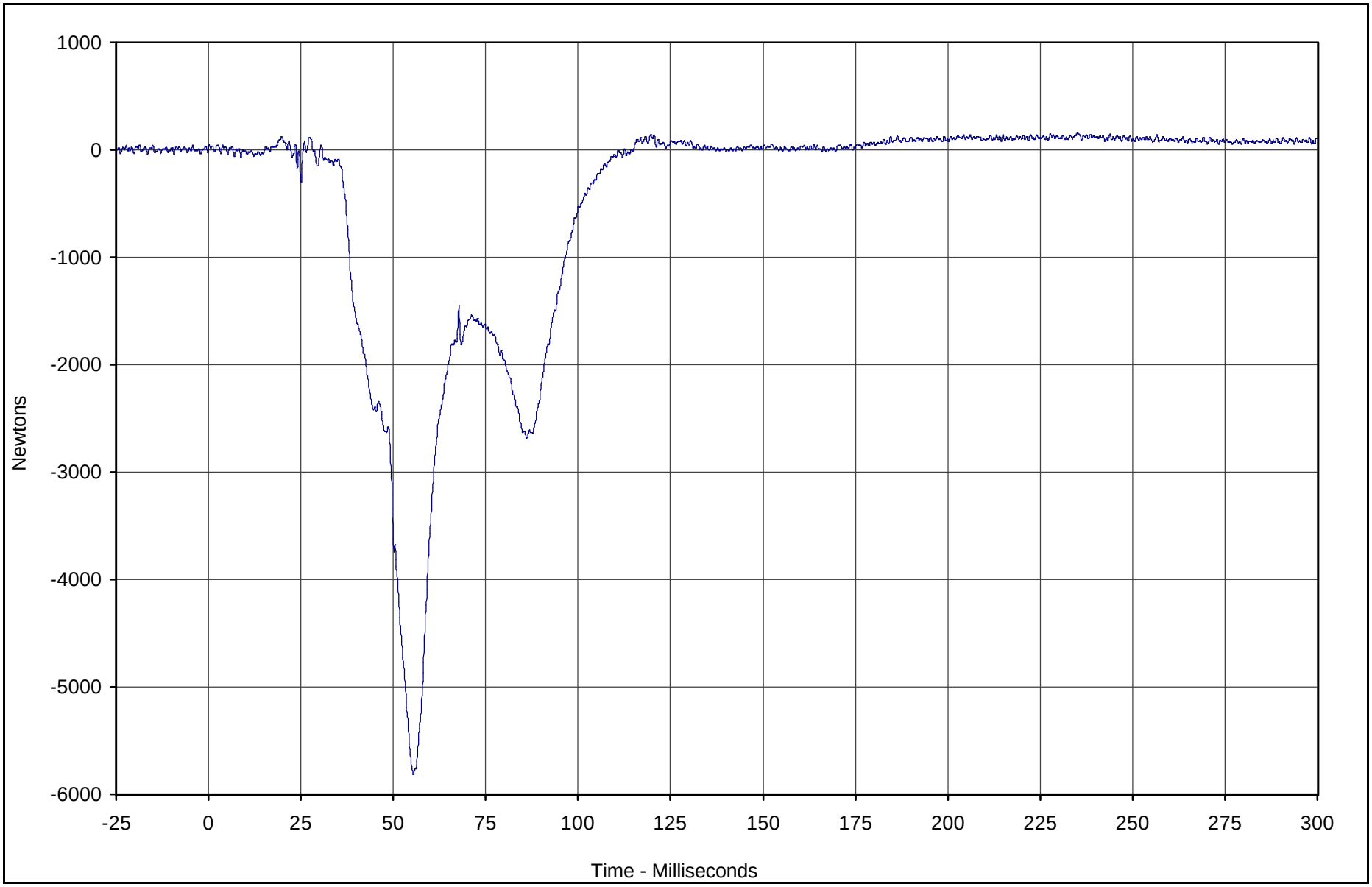

Curve Description	CURNO	Type	Units	Max	Time	Min	Time	SAE Class
Driver Right Lower Tibia Force Z	034	FIL	Newtons	155.9	235.1	-5814.9	55.5	600

Test Vehicle: 2004 Lexus RX330 SUV

Test Date: 8/28/03

Test Program: 2003 NHTSA 35mph NCAP

NHTSA No.: M45101

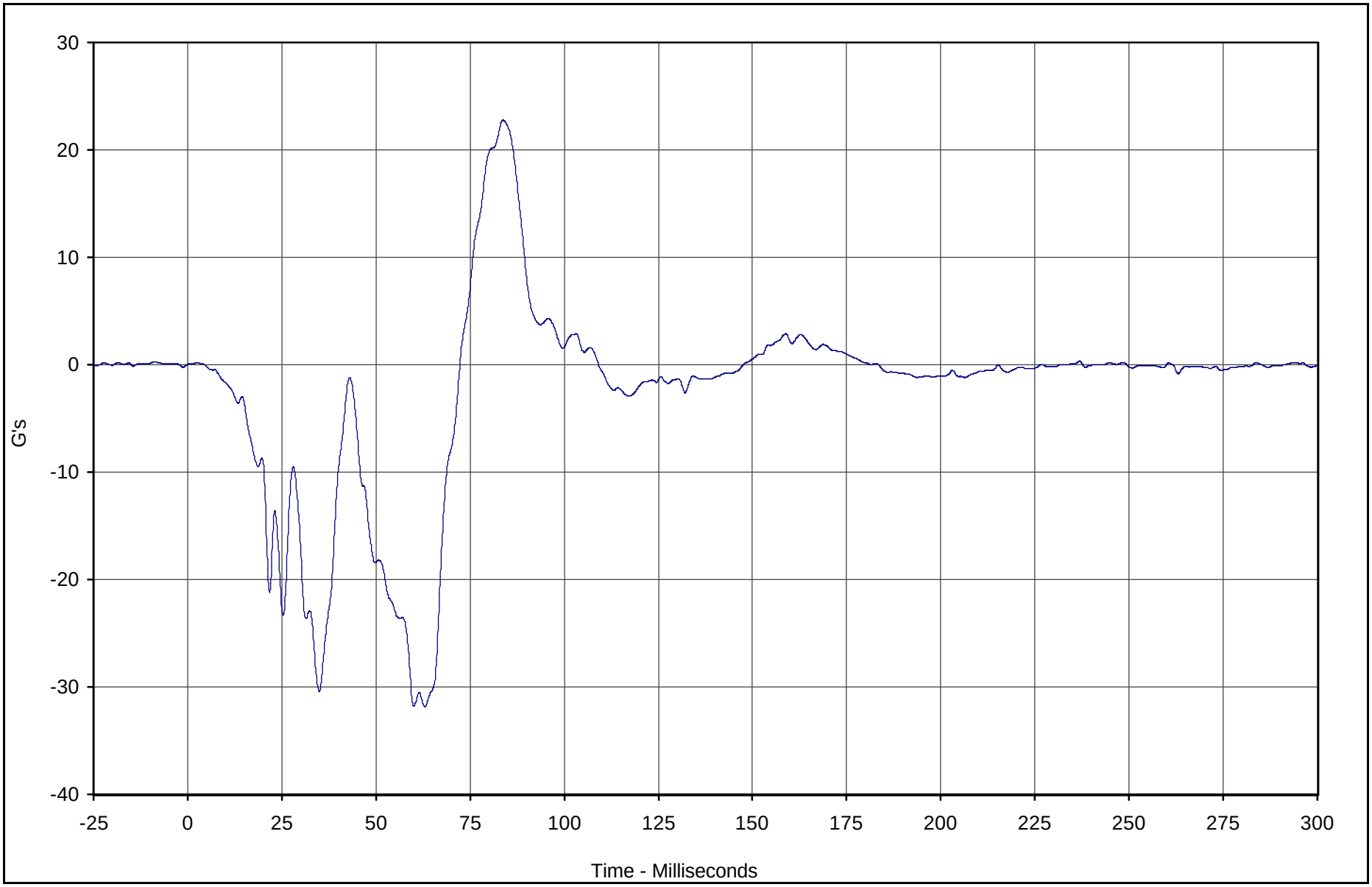

Curve Description	CURNO	Type	Units	Max	Time	Min	Time	SAE Class
Driver Left Foot Aft X	035	FIL	G's	22.8	83.8	-31.8	63.0	180

Test Vehicle: 2004 Lexus RX330 SUV

Test Date: 8/28/03

Test Program: 2003 NHTSA 35mph NCAP

NHTSA No.: M45101

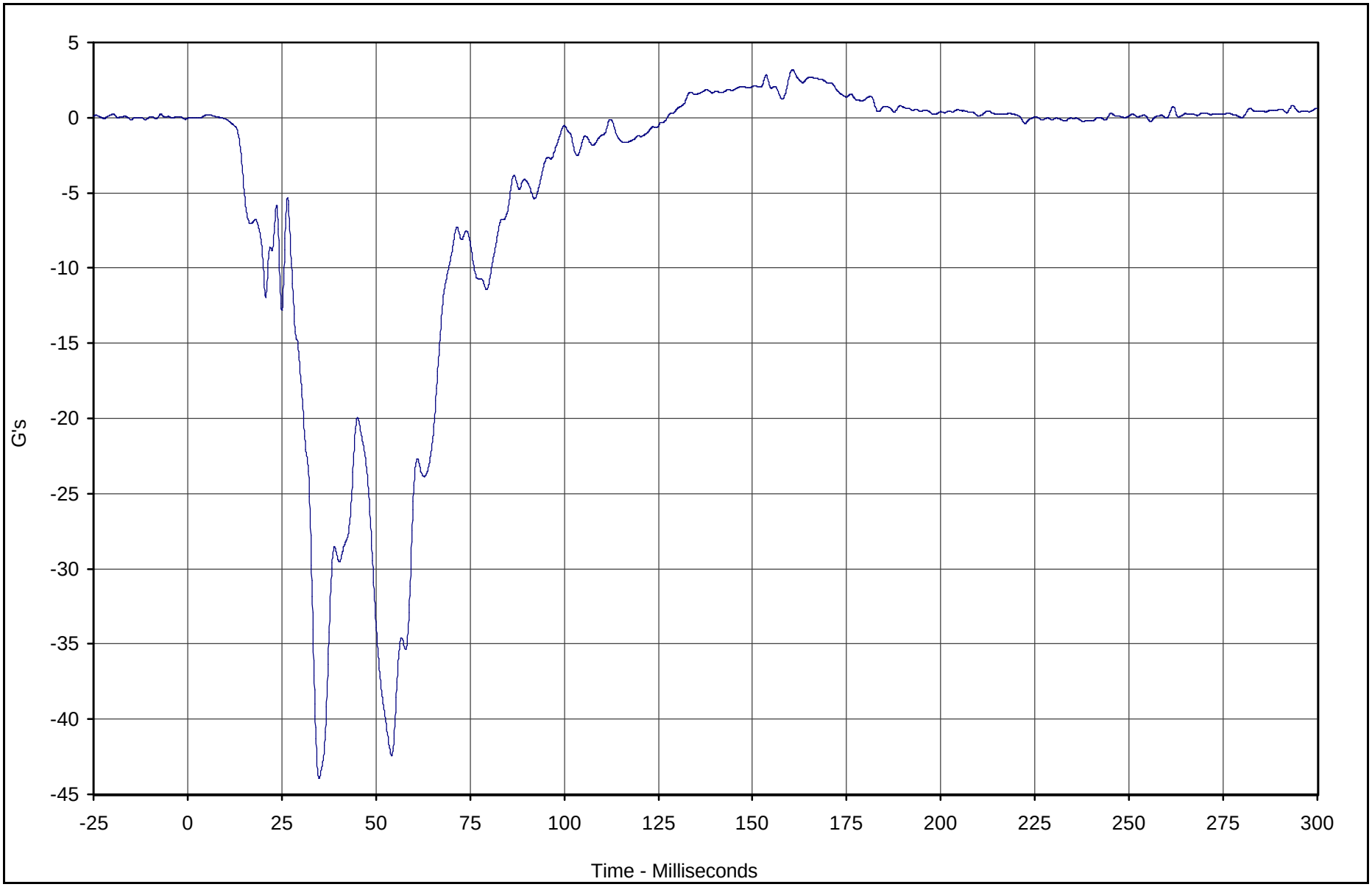

Curve Description	CURNO	Type	Units	Max	Time	Min	Time	SAE Class
Driver Left Foot Aft Z	036	FIL	G's	3.2	160.6	-44.0	34.9	180

Test Vehicle: 2004 Lexus RX330 SUV

Test Date: 8/28/03

Test Program: 2003 NHTSA 35mph NCAP

NHTSA No.: M45101

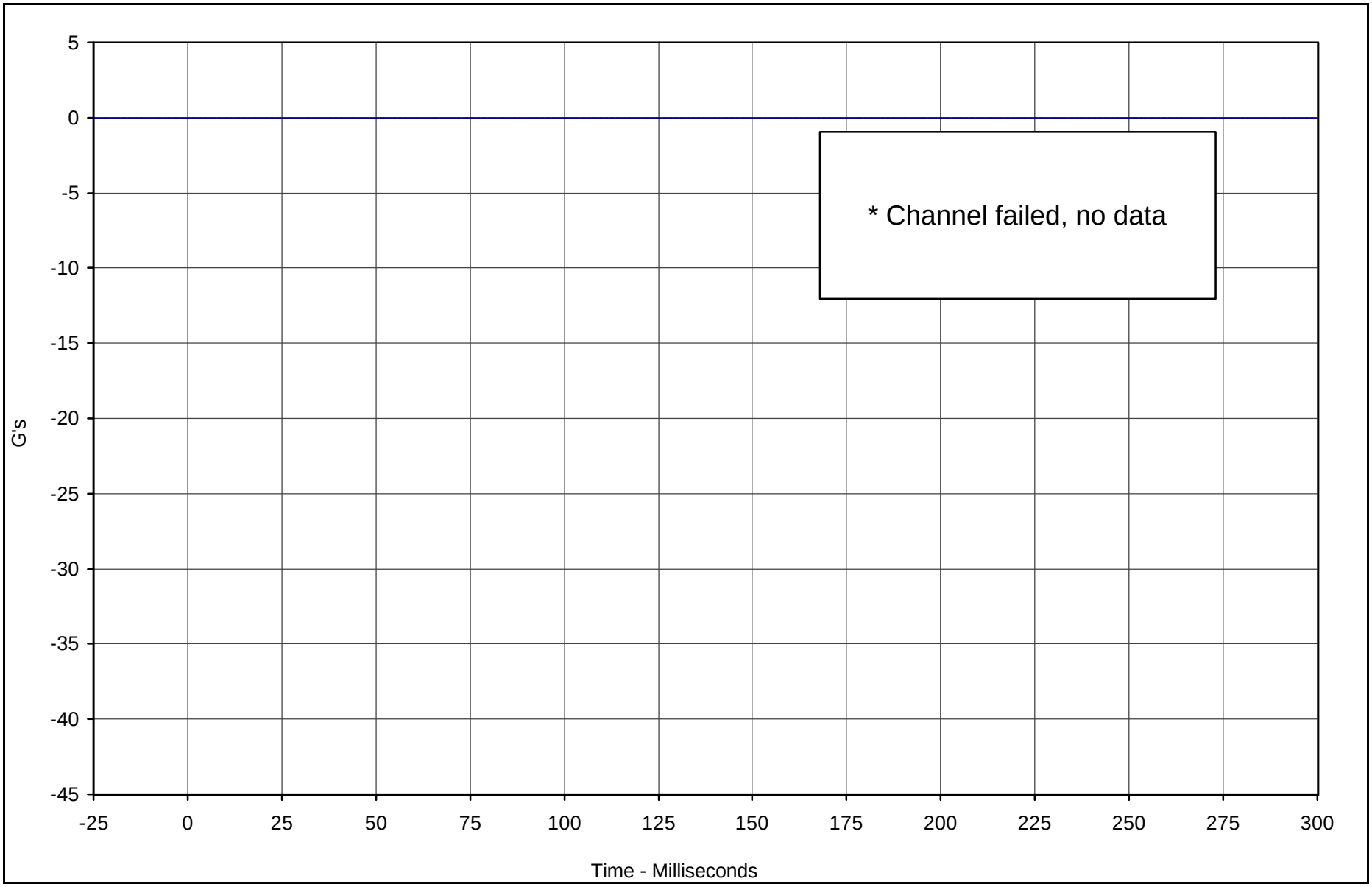

Curve Description	CURNO	Type	Units	Max	Time	Min	Time	SAE Class
Driver Left Foot Fore Z	037	FIL	G's	0.0	0.0	0.0	0.0	180

Test Vehicle: 2004 Lexus RX330 SUV

Test Program: 2003 NHTSA 35mph NCAP

Test Date: 8/28/03

NHTSA No.: M45101

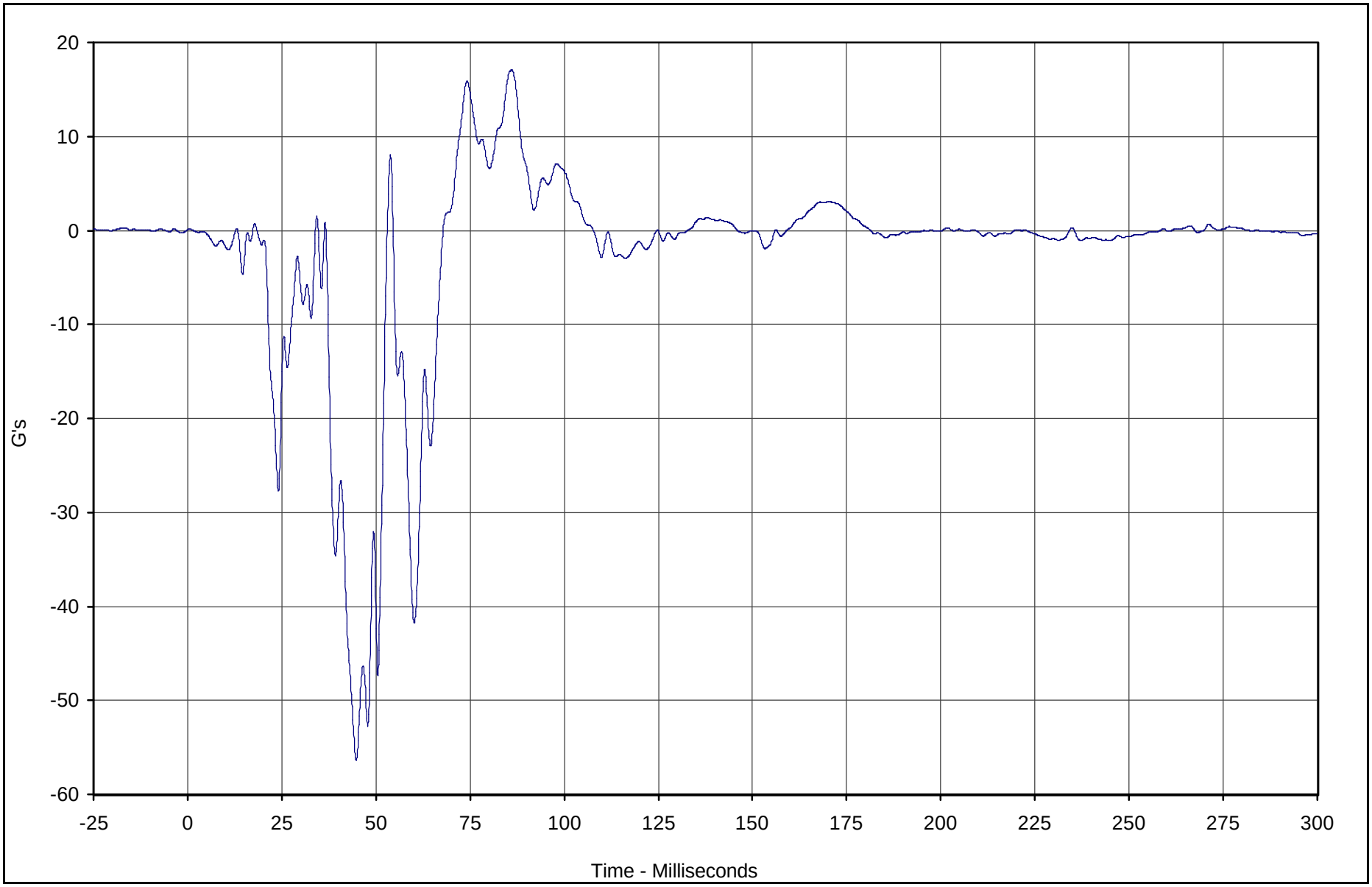

Curve Description	CURNO	Type	Units	Max	Time	Min	Time	SAE Class
Driver Right Foot Aft X	038	FIL	G's	17.1	86.0	-56.4	44.8	180

Test Vehicle: 2004 Lexus RX330 SUV

Test Date: 8/28/03

Test Program: 2003 NHTSA 35mph NCAP

NHTSA No.: M45101

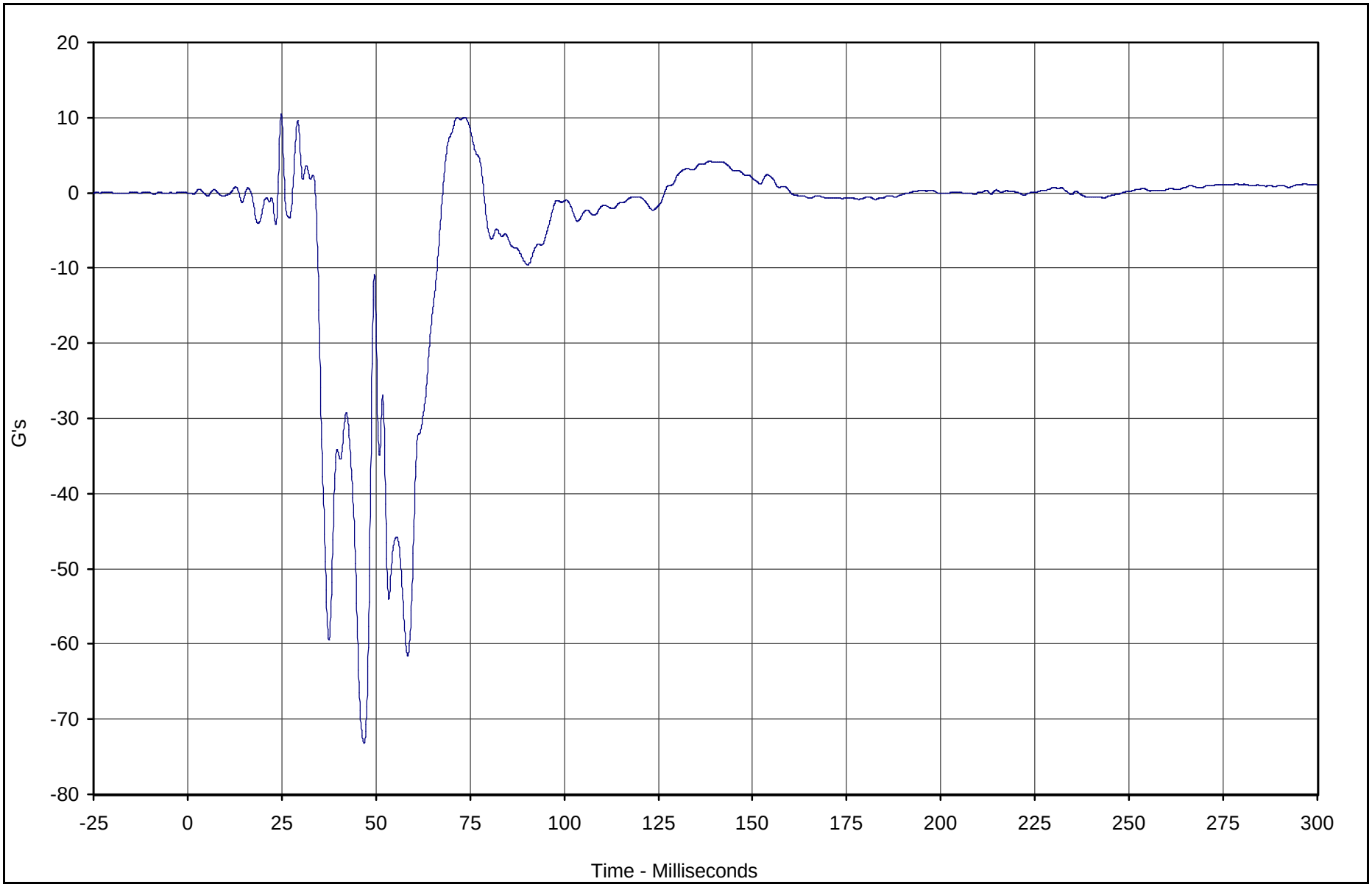

Curve Description	CURNO	Type	Units	Max	Time	Min	Time	SAE Class
Driver Right Foot Aft Z	039	FIL	G's	10.5	24.9	-73.2	46.9	180

Test Vehicle: 2004 Lexus RX330 SUV

Test Date: 8/28/03

Test Program: 2003 NHTSA 35mph NCAP

NHTSA No.: M45101

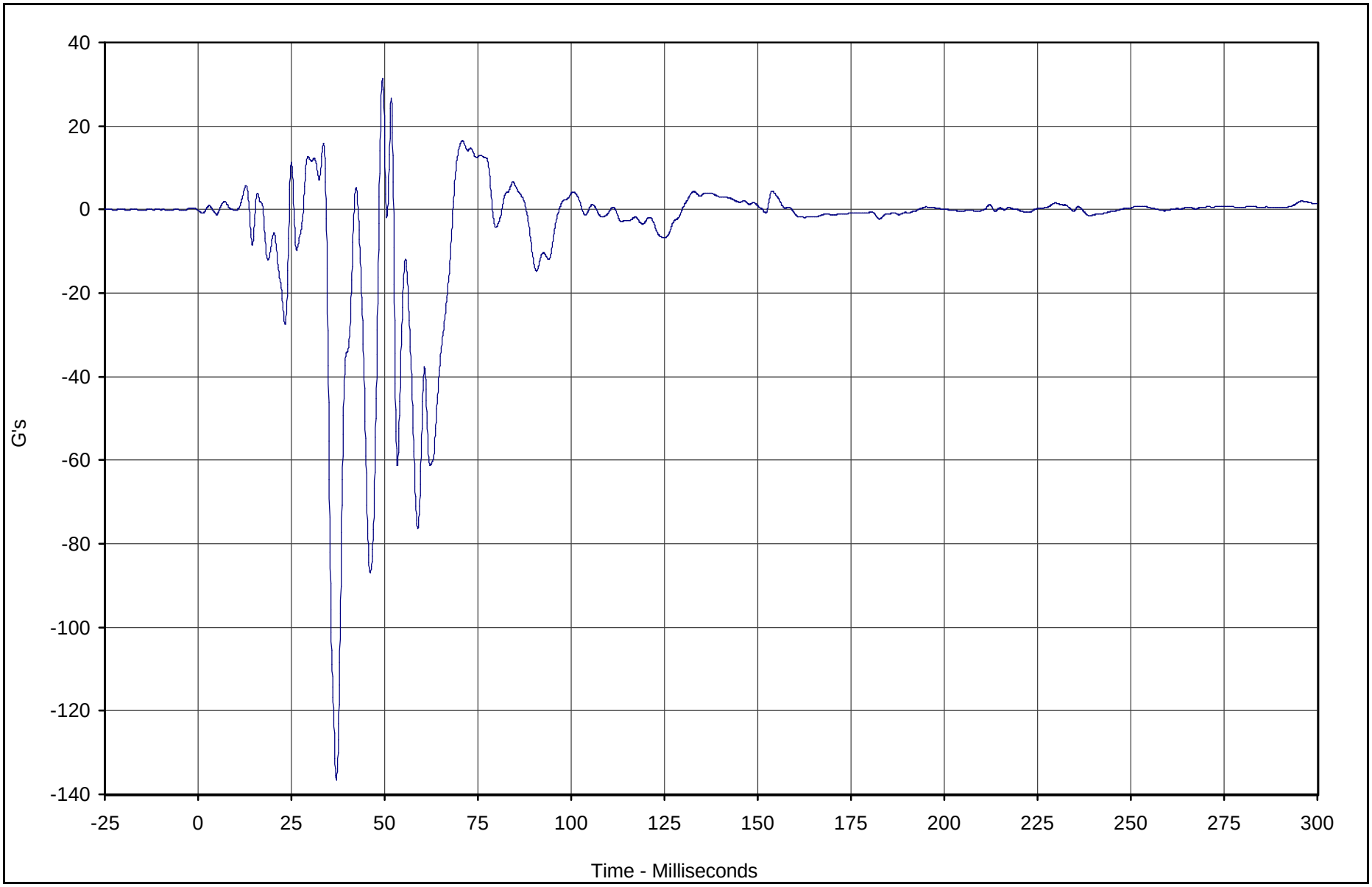

Curve Description	CURNO	Type	Units	Max	Time	Min	Time	SAE Class
Driver Right Foot Fore Z	040	FIL	G's	31.3	49.5	-136.5	37.1	180

Test Vehicle: 2004 Lexus RX330 SUV

Test Date: 8/28/03

Test Program: 2003 NHTSA 35mph NCAP

NHTSA No.: M45101

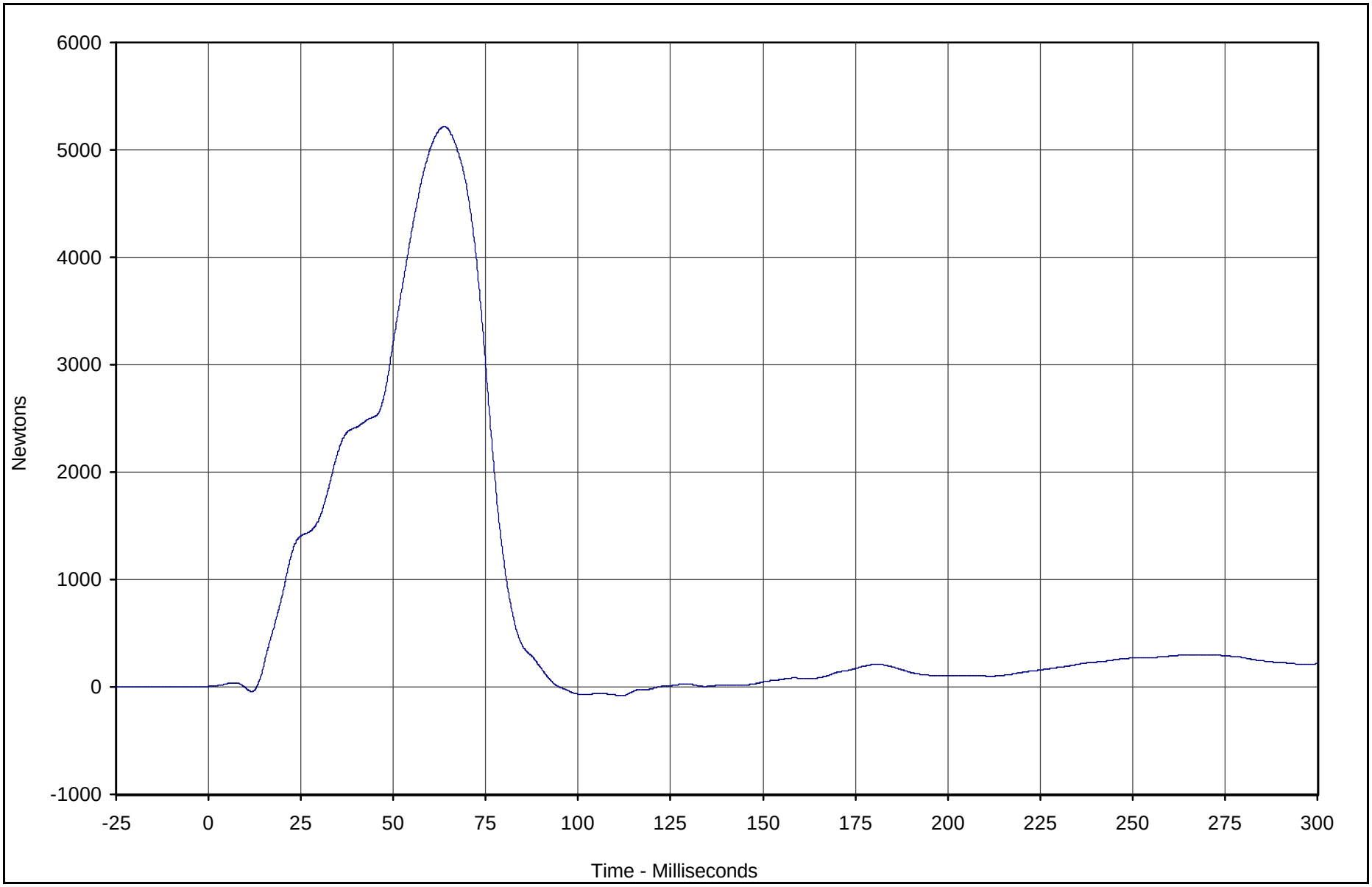

Curve Description	CURNO	Type	Units	Max	Time	Min	Time	SAE Class
Driver Lap Belt Force	041	FIL	Newtons	5216.2	63.8	-83.3	111.9	60

Test Vehicle: 2004 Lexus RX330 SUV

Test Date: 8/28/03

Test Program: 2003 NHTSA 35mph NCAP

NHTSA No.: M45101

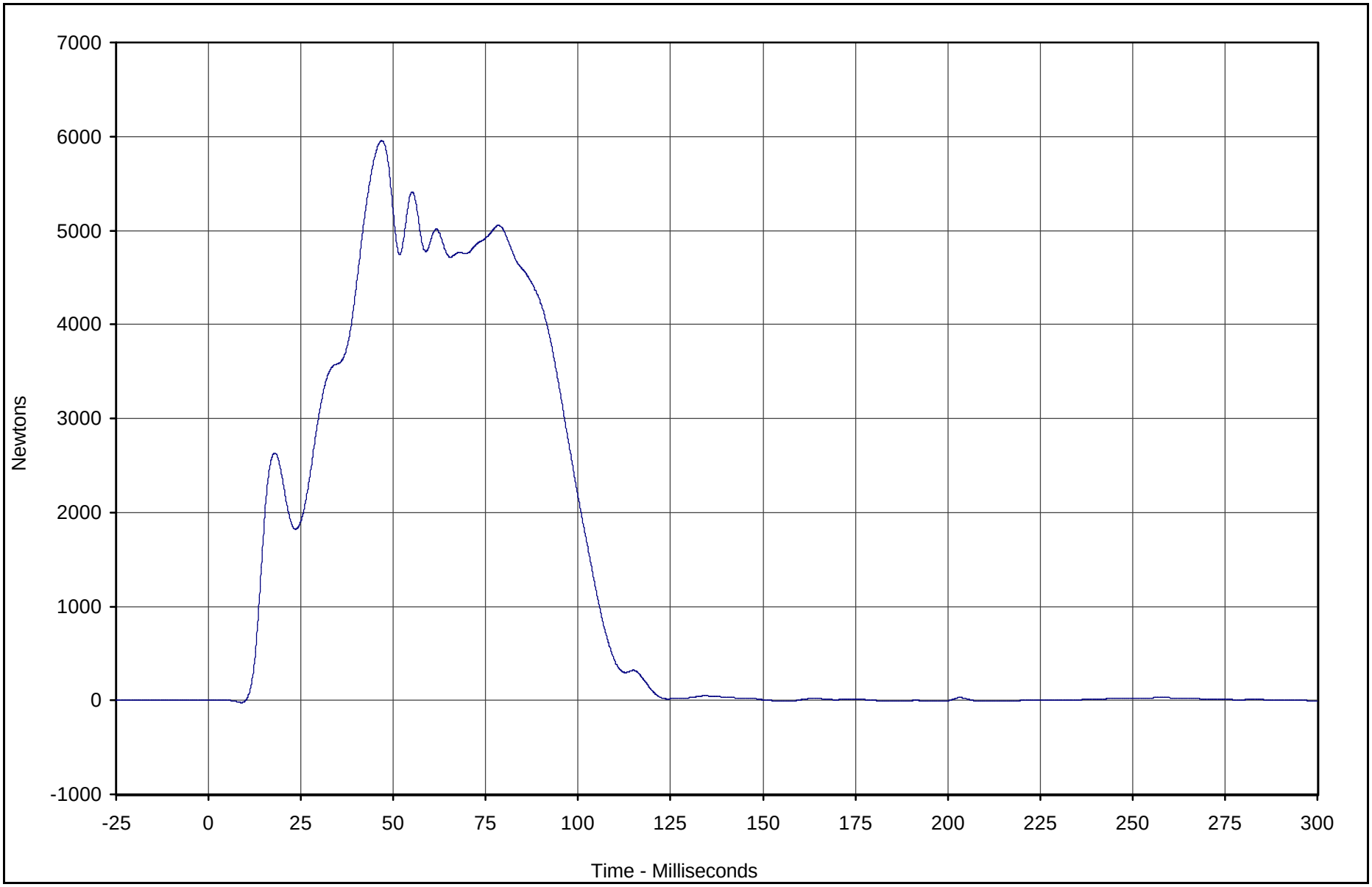

Curve Description	CURNO	Type	Units	Max	Time	Min	Time	SAE Class
Driver Shoulder Belt Force	042	FIL	Newtons	5955.9	46.9	-23.0	8.9	60

Test Vehicle: 2004 Lexus RX330 SUV

Test Date: 8/28/03

Test Program: 2003 NHTSA 35mph NCAP

NHTSA No.: M45101

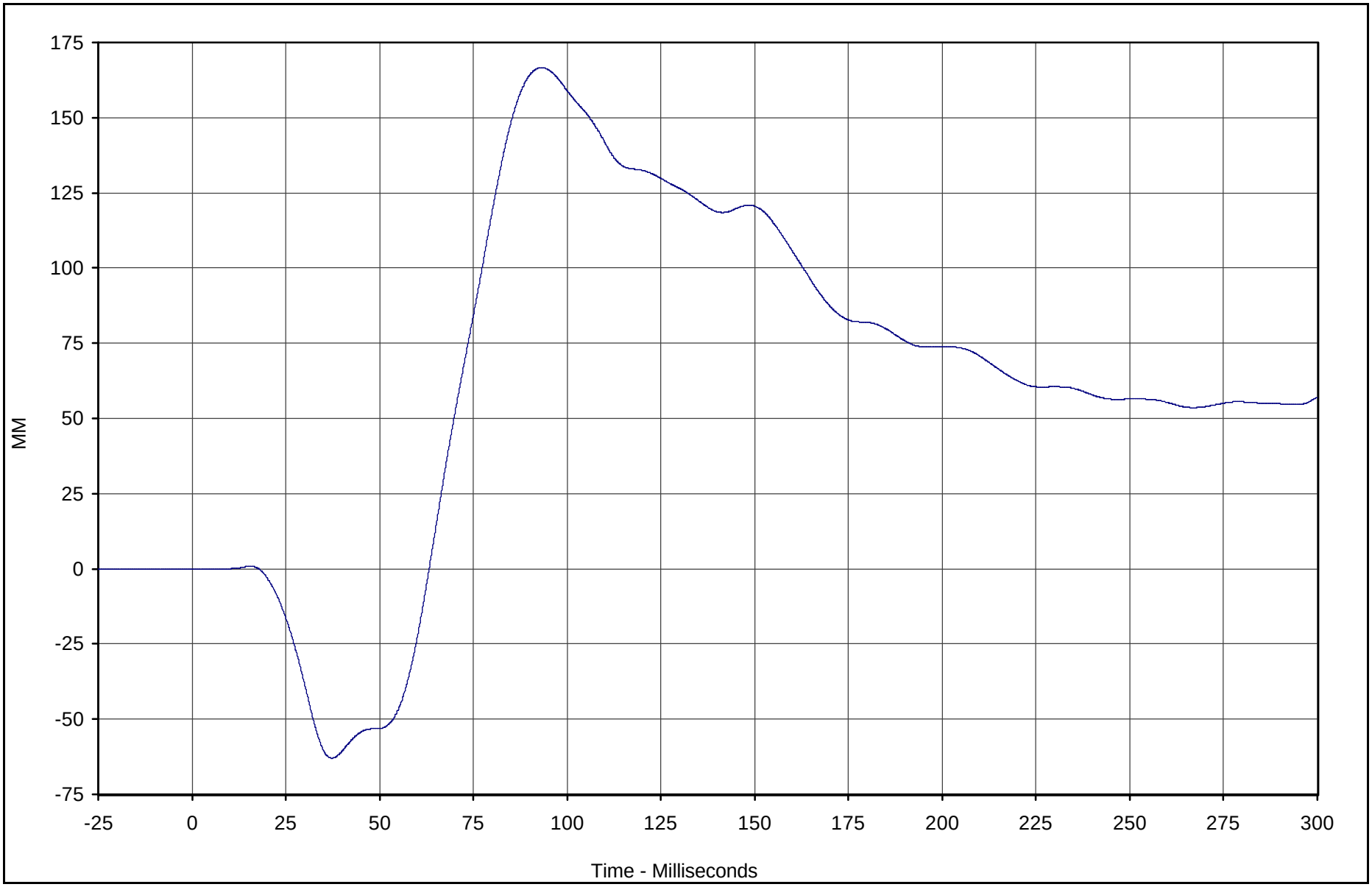

Curve Description	CURNO	Type	Units	Max	Time	Min	Time	SAE Class
Driver Shoulder Belt Pullout	043	FIL	MM	166.6	93.2	-63.0	37.3	60

Test Vehicle: 2004 Lexus RX330 SUV

Test Date: 8/28/03

Test Program: 2003 NHTSA 35mph NCAP

NHTSA No.: M45101

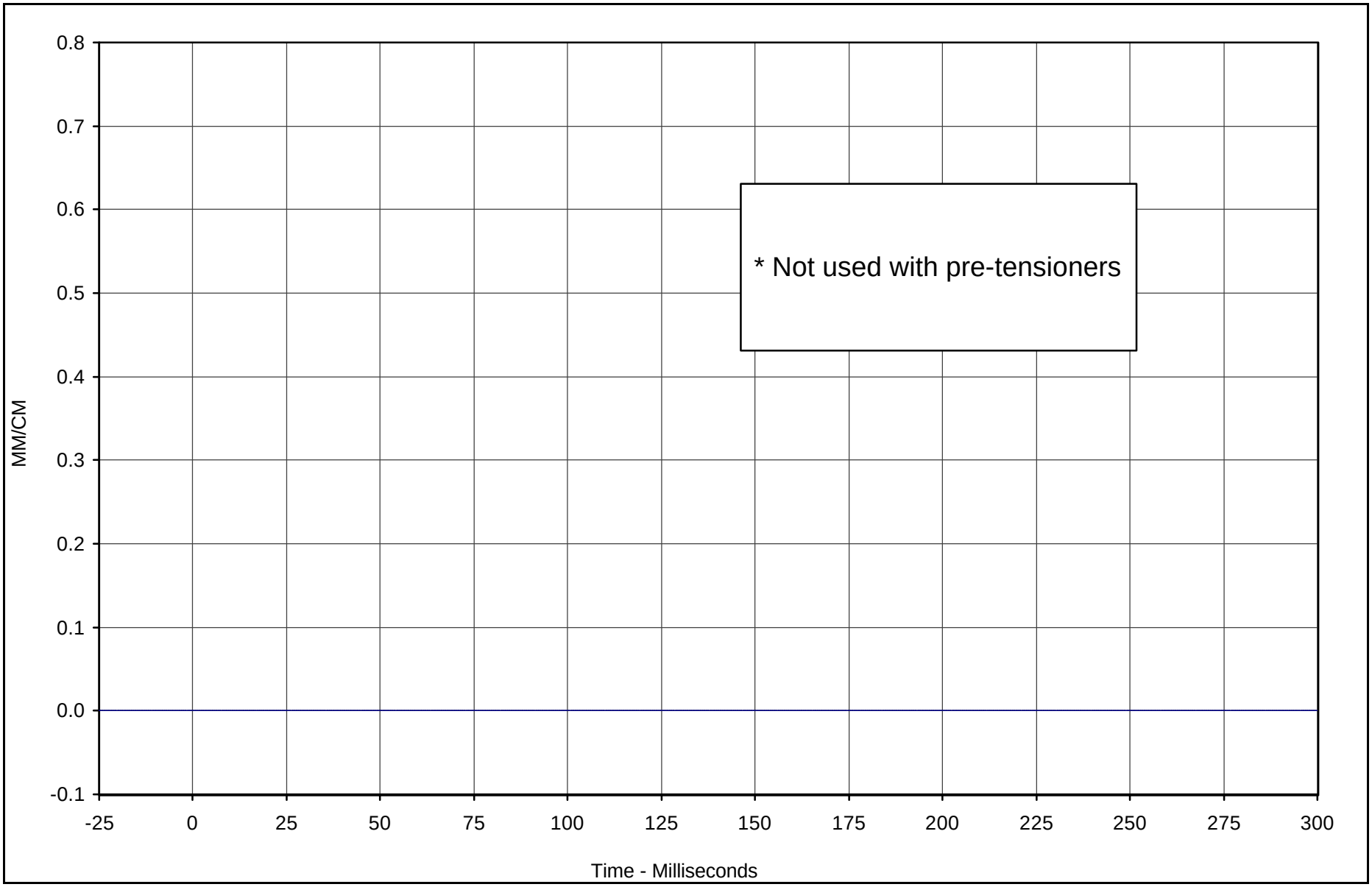

Curve Description	CURNO	Type	Units	Max	Time	Min	Time	SAE Class
Driver Shoulder Belt Elongation	044	FIL	MM/CM	0.00	0.0	0.00	0.0	60

Test Vehicle: 2004 Lexus RX330 SUV

Test Date: 8/28/03

Test Program: 2003 NHTSA 35mph NCAP

NHTSA No.: M45101

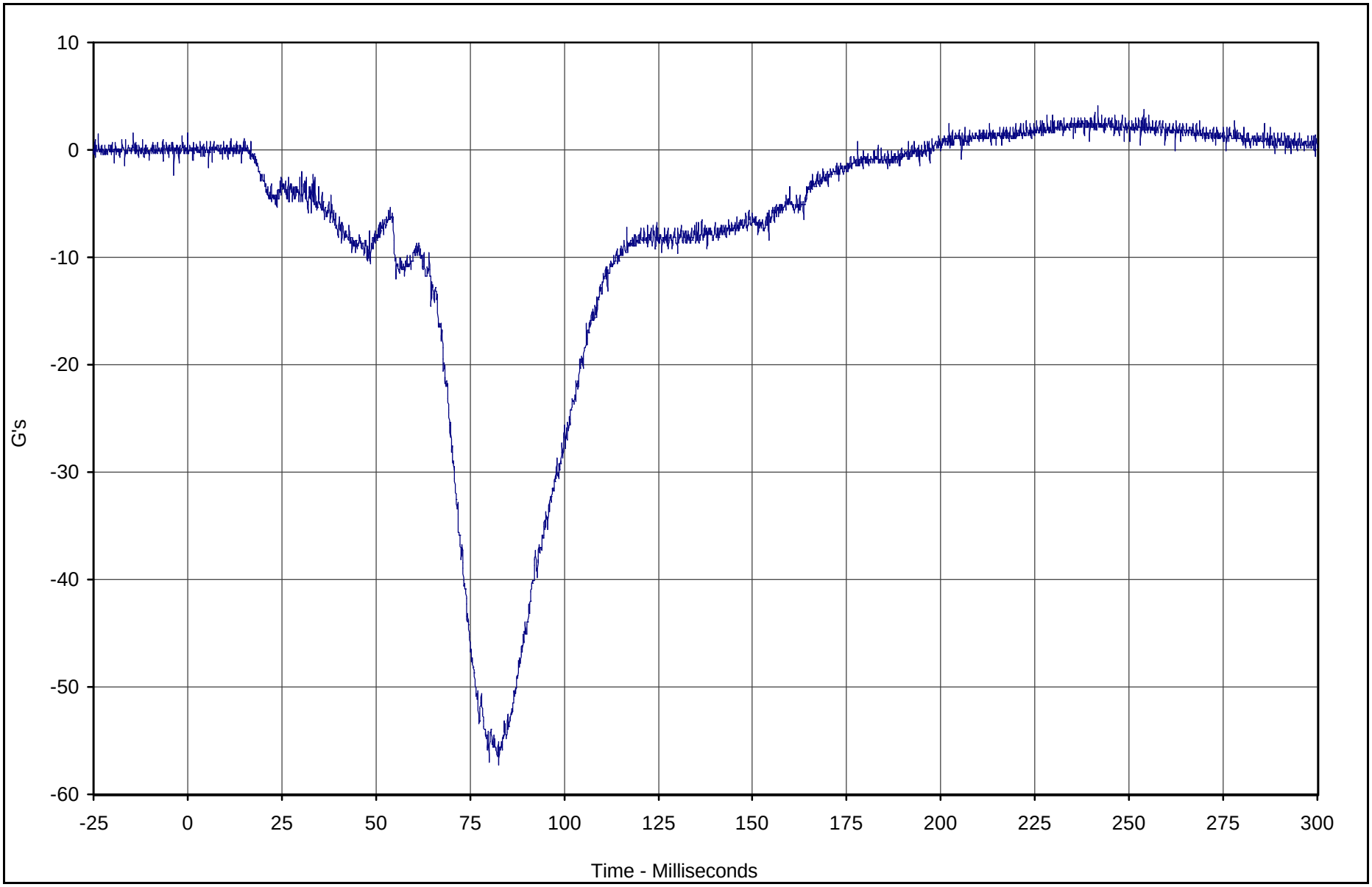

Curve Description	CURNO	Type	Units	Max	Time	Min	Time	SAE Class
Passenger Head Primary X	045	FIL	G's	4.1	241.8	-57.3	82.7	1000

Test Vehicle: 2004 Lexus RX330 SUV

Test Date: 8/28/03

Test Program: 2003 NHTSA 35mph NCAP

NHTSA No.: M45101

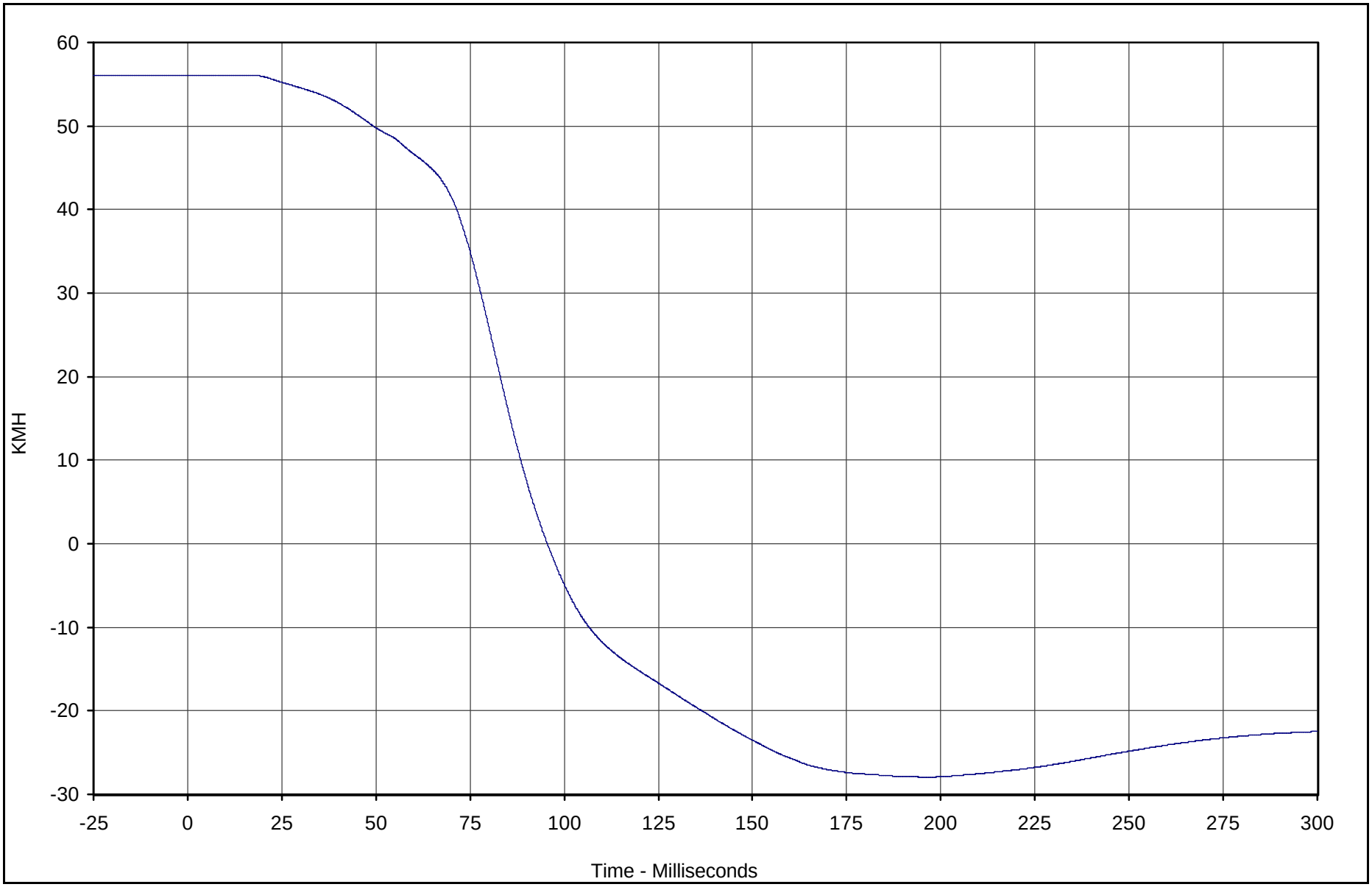

Curve Description	CURNO	Type	Units	Max	Time	Min	Time	SAE Class
Passenger Head Primary X Velocity	045	IN1	KMH	56.1	16.0	-27.9	195.9	180

Test Vehicle: 2004 Lexus RX330 SUV

Test Date: 8/28/03

Test Program: 2003 NHTSA 35mph NCAP

NHTSA No.: M45101

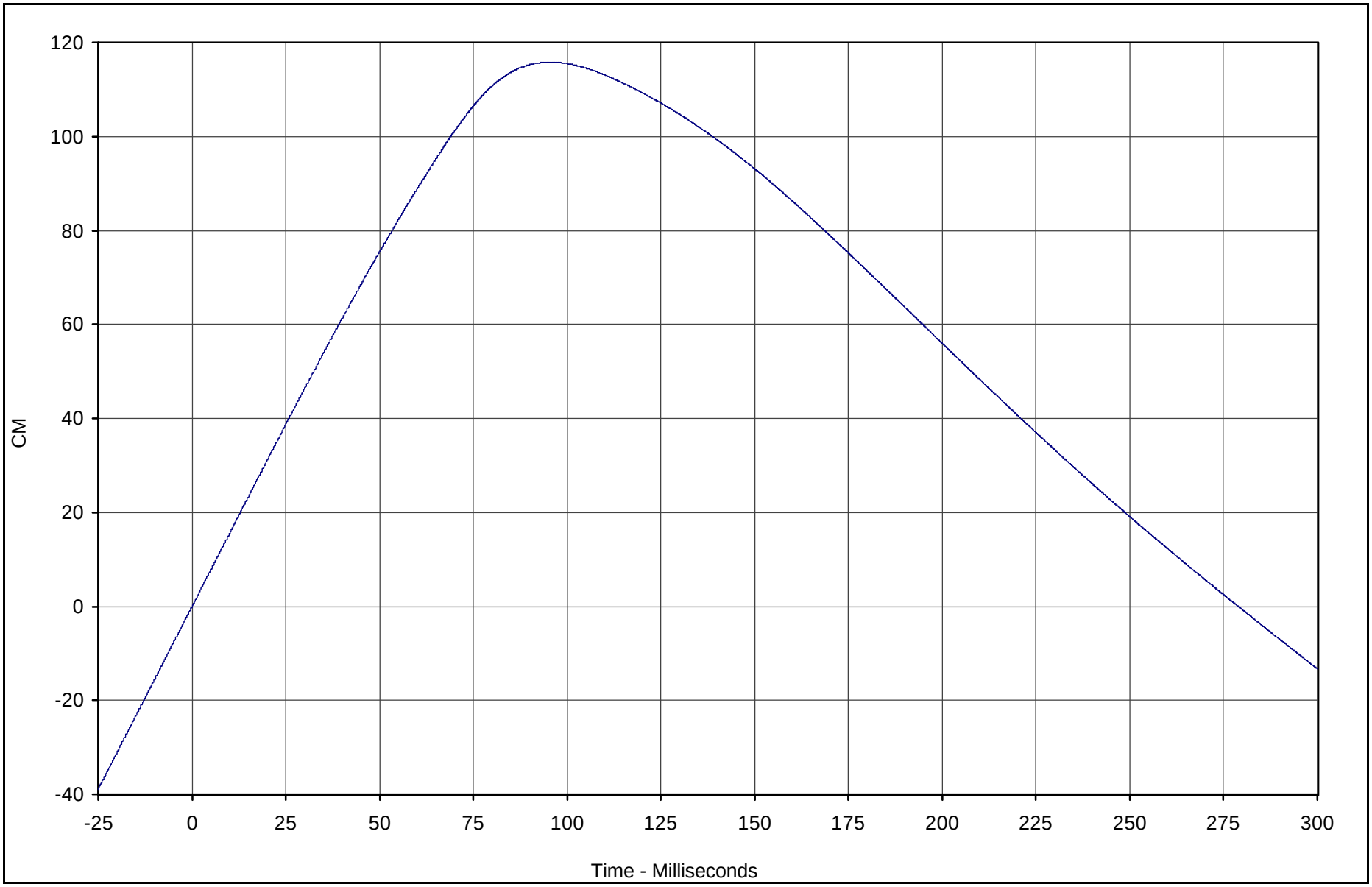

Curve Description	CURNO	Type	Units	Max	Time	Min	Time	SAE Class
Passenger Head Primary X Displ.	045	IN2	CM	115.8	95.5	-13.2	299.9	180

Test Vehicle: 2004 Lexus RX330 SUV

Test Date: 8/28/03

Test Program: 2003 NHTSA 35mph NCAP

NHTSA No.: M45101

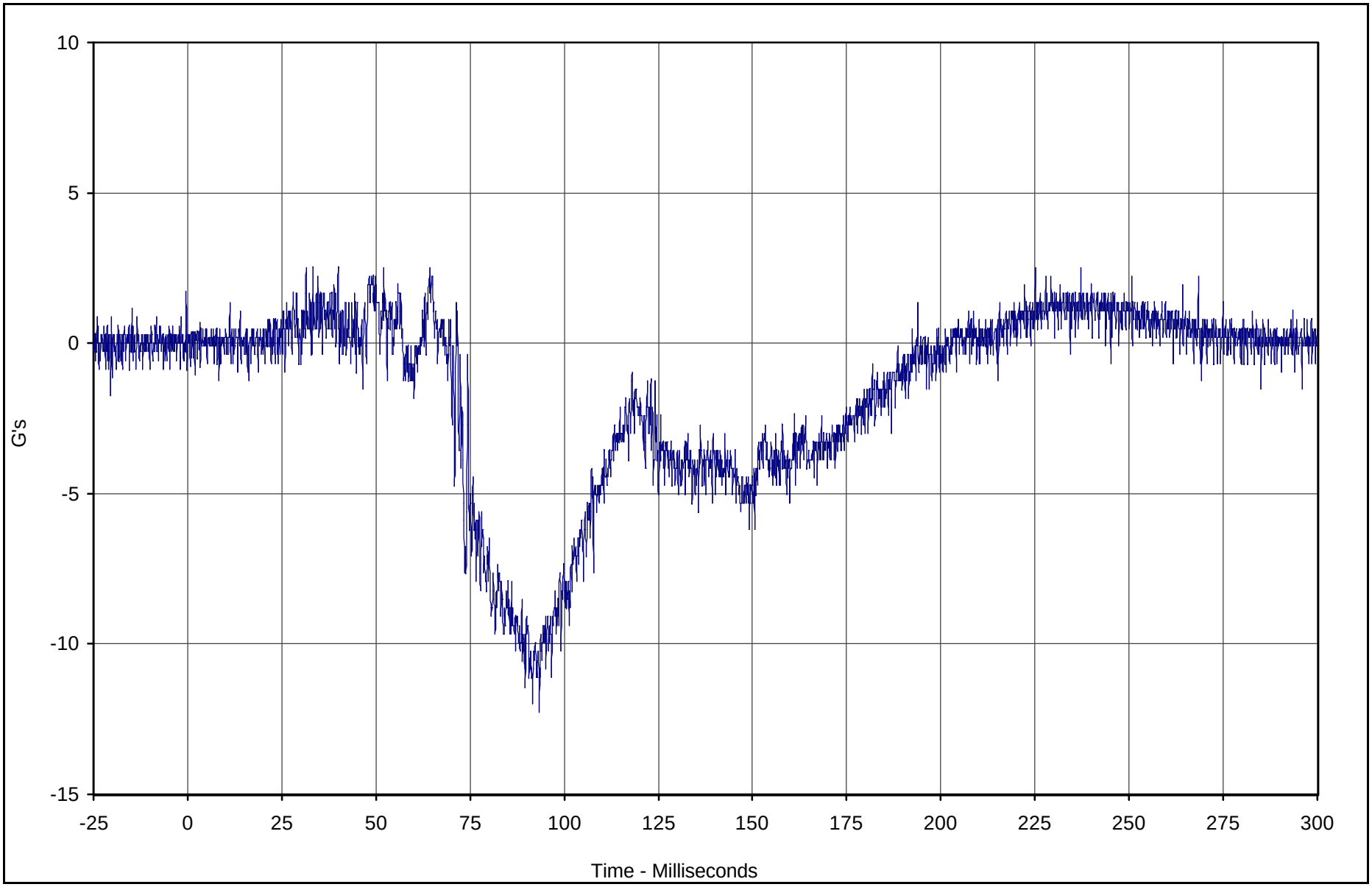

Curve Description	CURNO	Type	Units	Max	Time	Min	Time	SAE Class
Passenger Head Primary Y	046	FIL	G's	2.5	31.5	-12.3	93.4	1000

Test Vehicle: 2004 Lexus RX330 SUV

Test Date: 8/28/03

Test Program: 2003 NHTSA 35mph NCAP

NHTSA No.: M45101

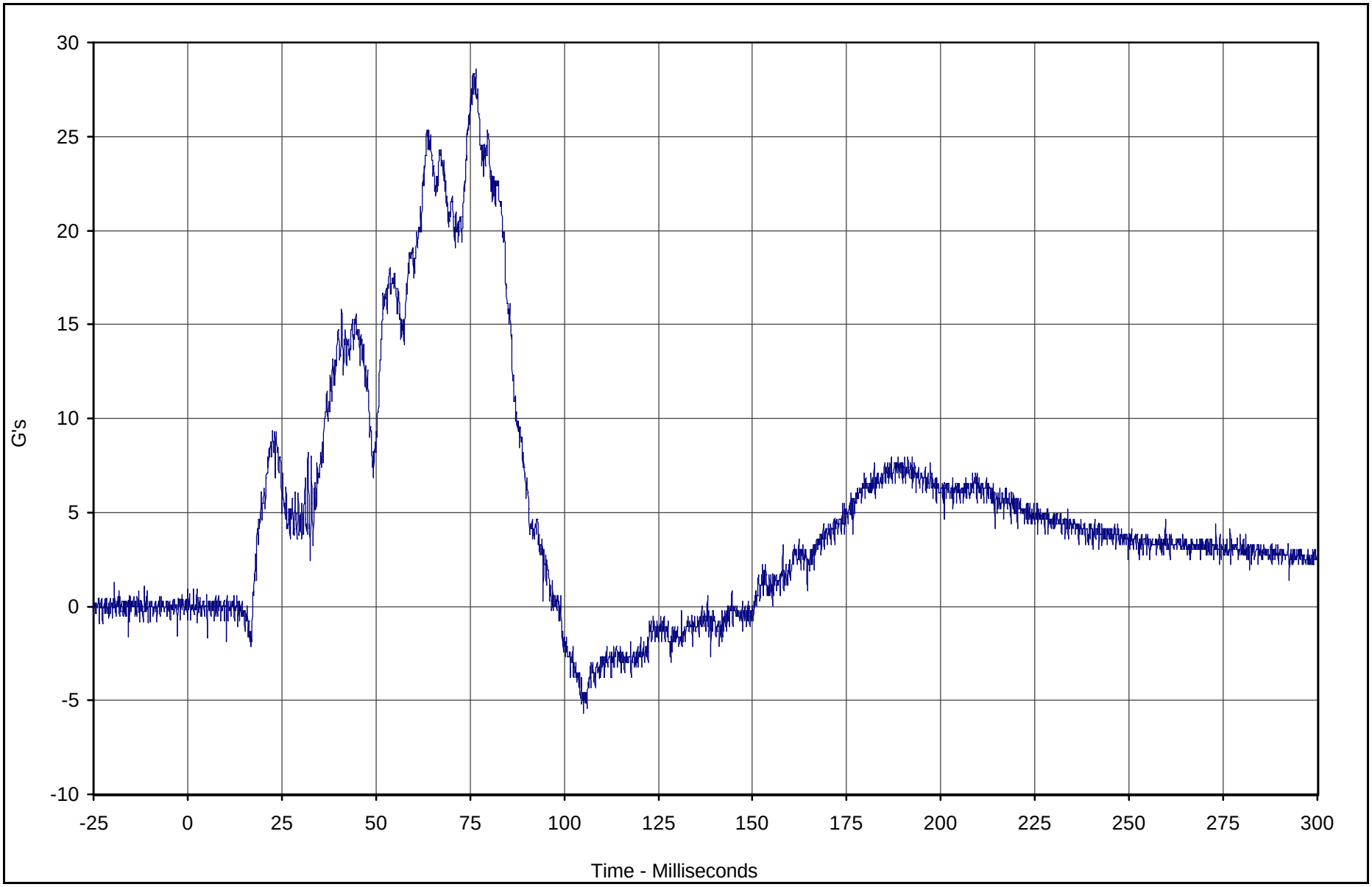

Curve Description	CURNO	Type	Units	Max	Time	Min	Time	SAE Class
Passenger Head Primary Z	047	FIL	G's	28.6	76.5	-5.7	105.2	1000

Test Vehicle: 2004 Lexus RX330 SUV

Test Date: 8/28/03

Test Program: 2003 NHTSA 35mph NCAP

NHTSA No.: M45101

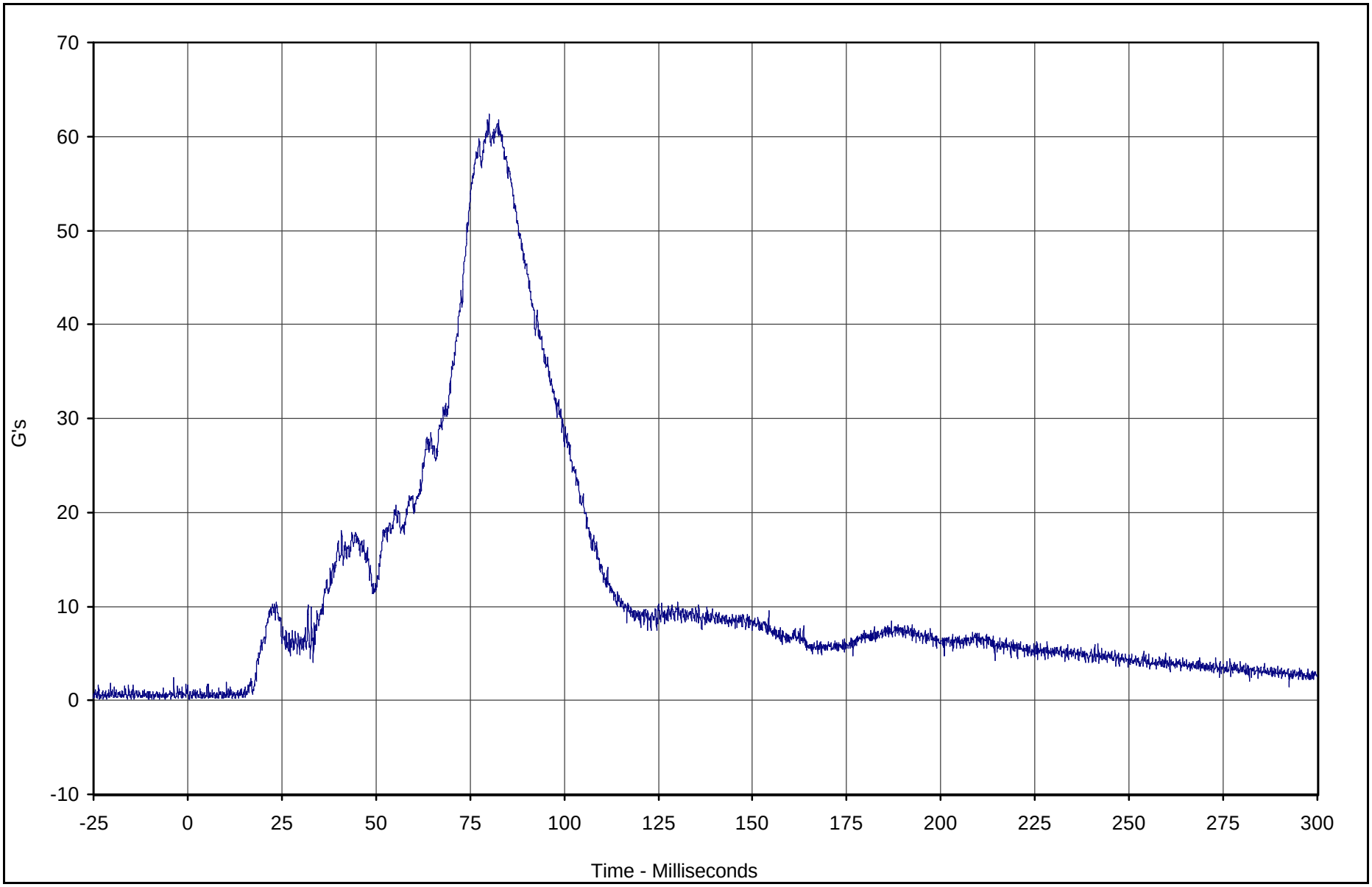

Curve Description	CURNO	Type	Units	Max	Time	Min	Time	SAE Class
Passenger Head Resultant Primary	045	RES	G's	62.4	80.1	0.1	0.4	1000

Test Vehicle: 2004 Lexus RX330 SUV

Test Date: 8/28/03

Test Program: 2003 NHTSA 35mph NCAP

NHTSA No.: M45101

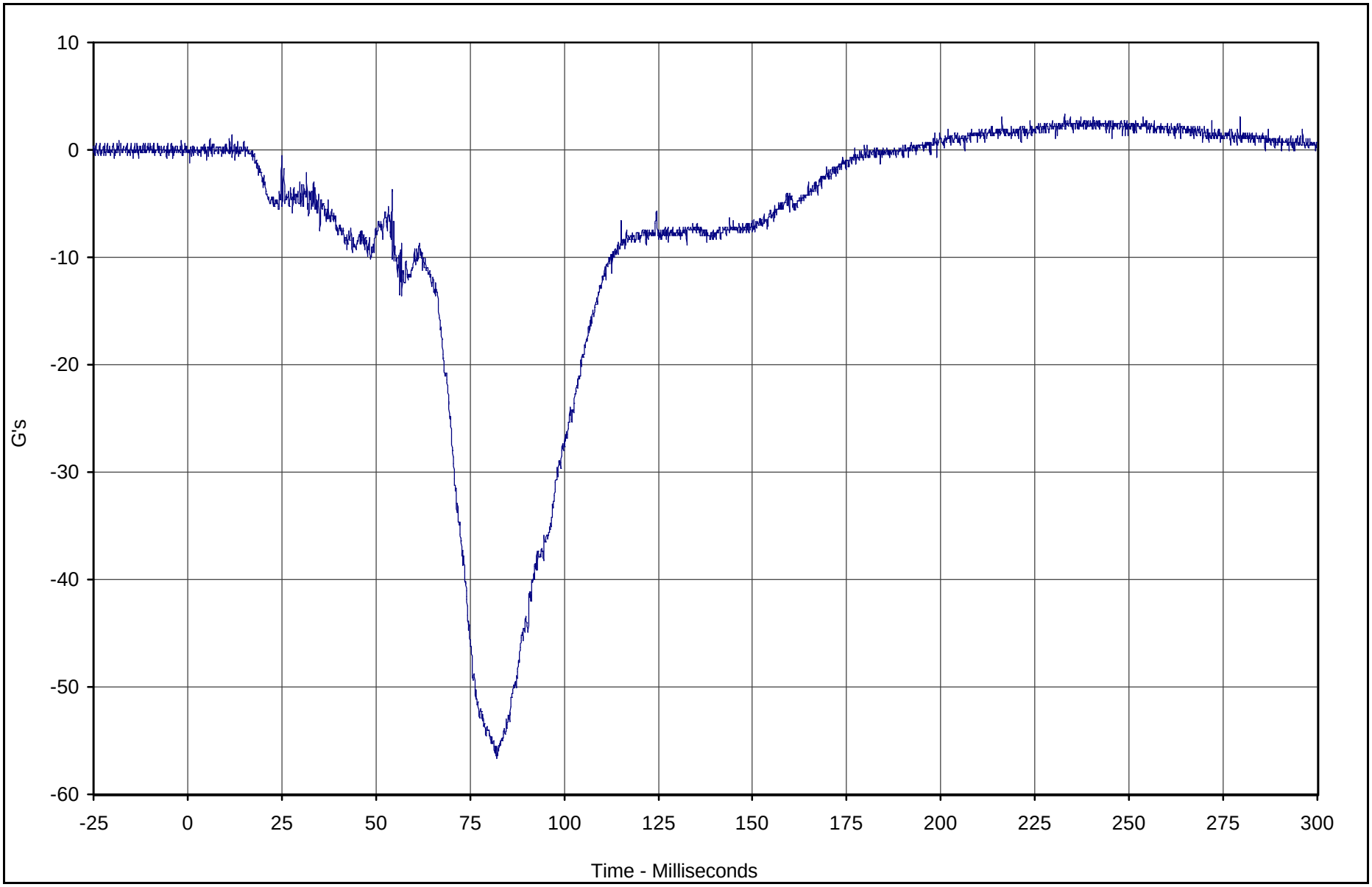

Curve Description	CURNO	Type	Units	Max	Time	Min	Time	SAE Class
Passenger Head Redundant X	048	FIL	G's	3.3	232.9	-56.7	82.2	1000

Test Vehicle: 2004 Lexus RX330 SUV

Test Date: 8/28/03

Test Program: 2003 NHTSA 35mph NCAP

NHTSA No.: M45101

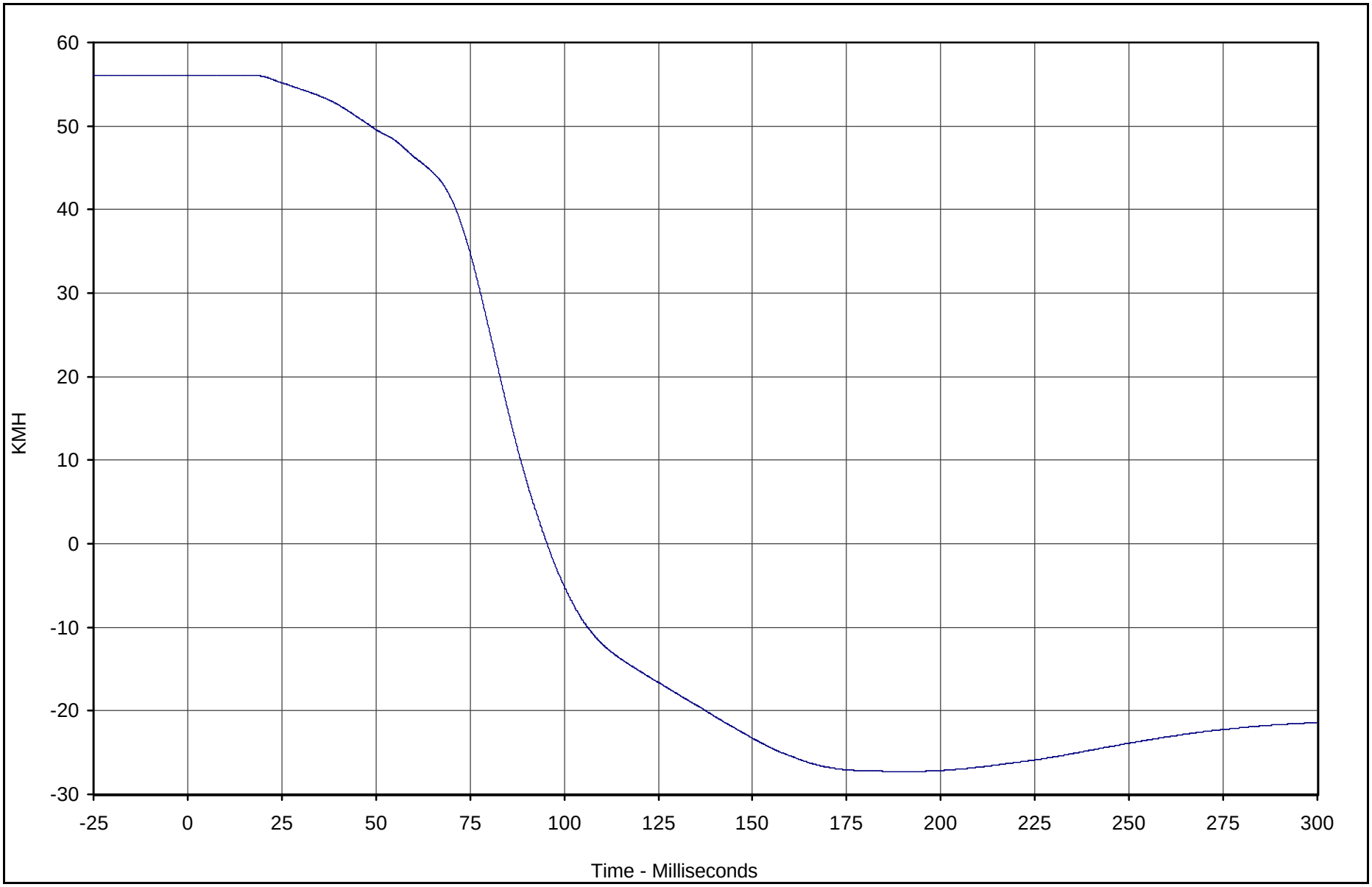

Curve Description	CURNO	Type	Units	Max	Time	Min	Time	SAE Class
Passenger Head Redundant X Velocity	048	IN1	KMH	56.1	15.7	-27.3	190.8	180

Test Vehicle: 2004 Lexus RX330 SUV

Test Date: 8/28/03

Test Program: 2003 NHTSA 35mph NCAP

NHTSA No.: M45101

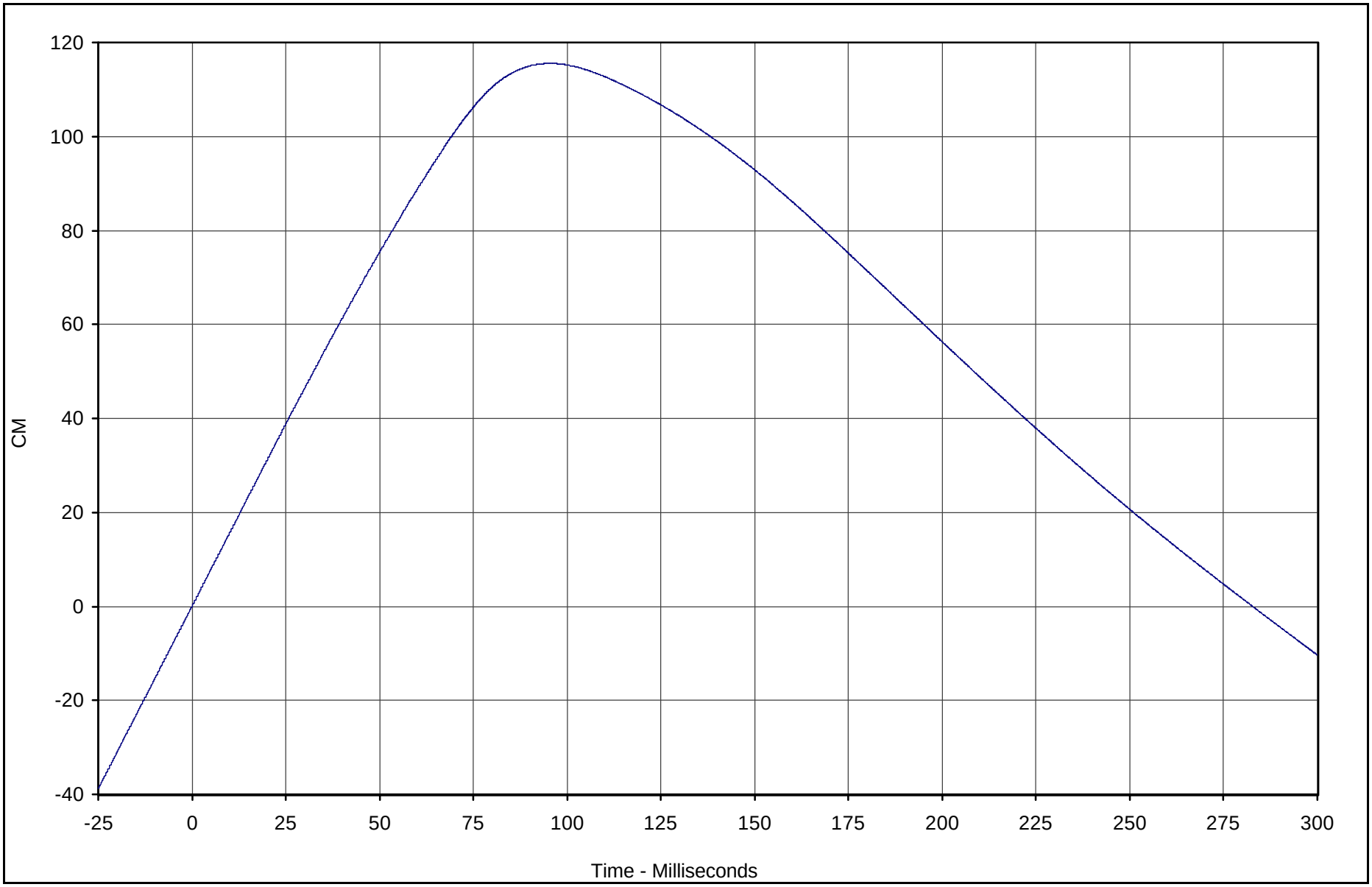

Curve Description	CURNO	Type	Units	Max	Time	Min	Time	SAE Class
Passenger Head Redundant X Displ.	048	IN2	CM	115.5	95.5	-10.3	299.9	180

Test Vehicle: 2004 Lexus RX330 SUV

Test Date: 8/28/03

Test Program: 2003 NHTSA 35mph NCAP

NHTSA No.: M45101

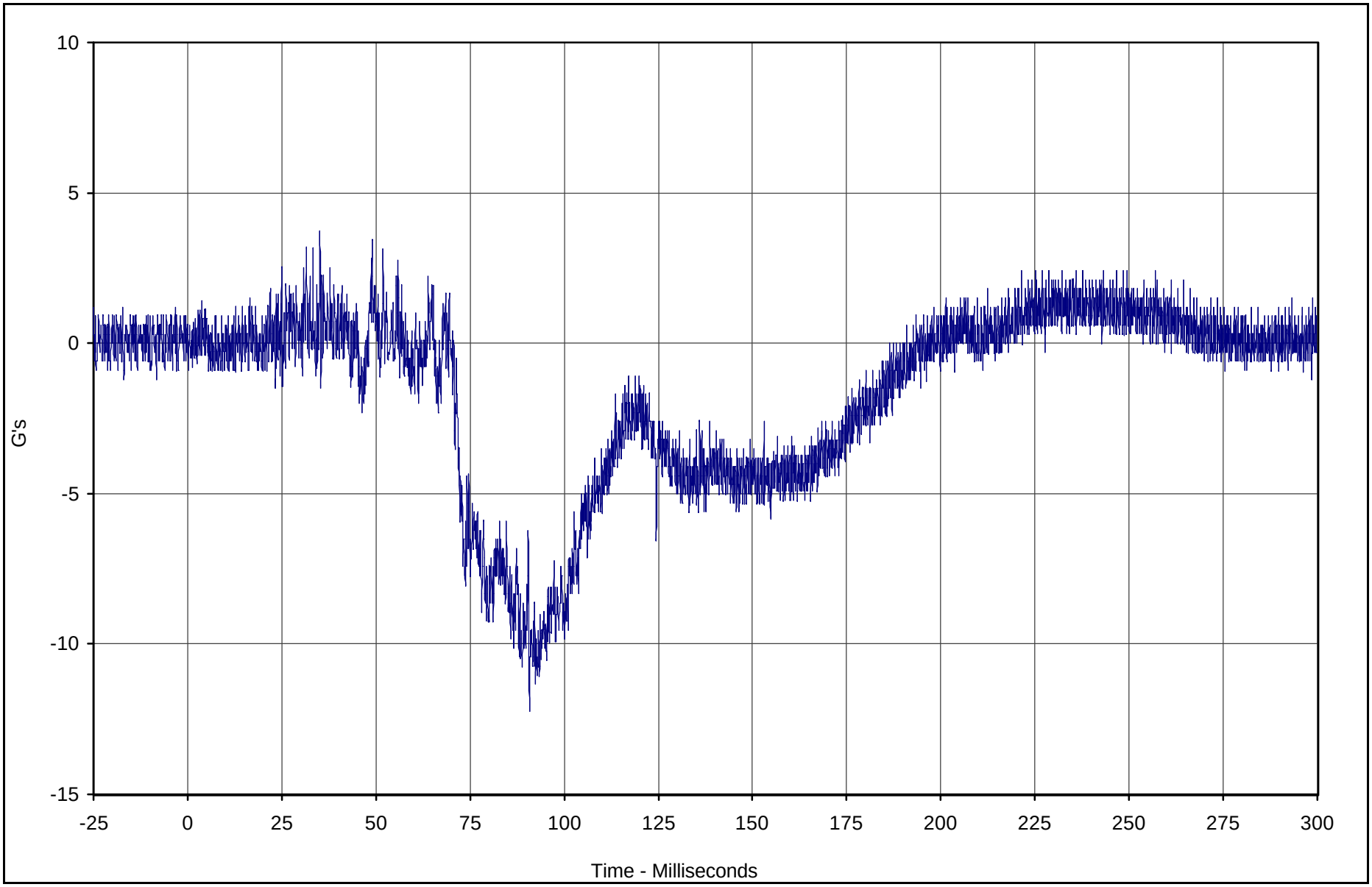

Curve Description	CURNO	Type	Units	Max	Time	Min	Time	SAE Class
Passenger Head Redundant Y	049	FIL	G's	3.7	35.1	-12.2	90.8	1000

Test Vehicle: 2004 Lexus RX330 SUV

Test Date: 8/28/03

Test Program: 2003 NHTSA 35mph NCAP

NHTSA No.: M45101

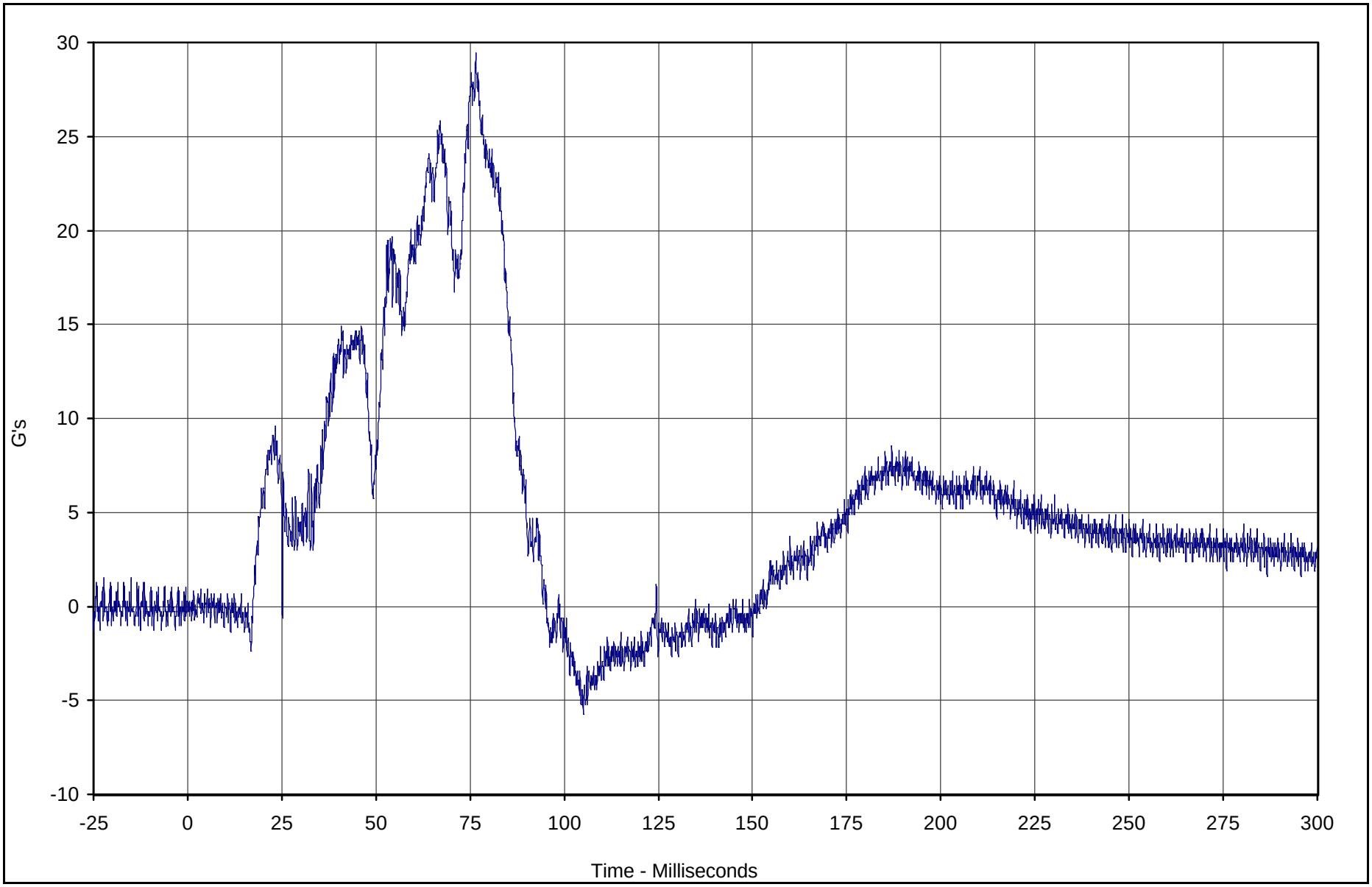

Curve Description	CURNO	Type	Units	Max	Time	Min	Time	SAE Class
Passenger Head Redundant Z	050	FIL	G's	29.4	76.5	-5.7	105.0	1000

Test Vehicle: 2004 Lexus RX330 SUV

Test Date: 8/28/03

Test Program: 2003 NHTSA 35mph NCAP

NHTSA No.: M45101

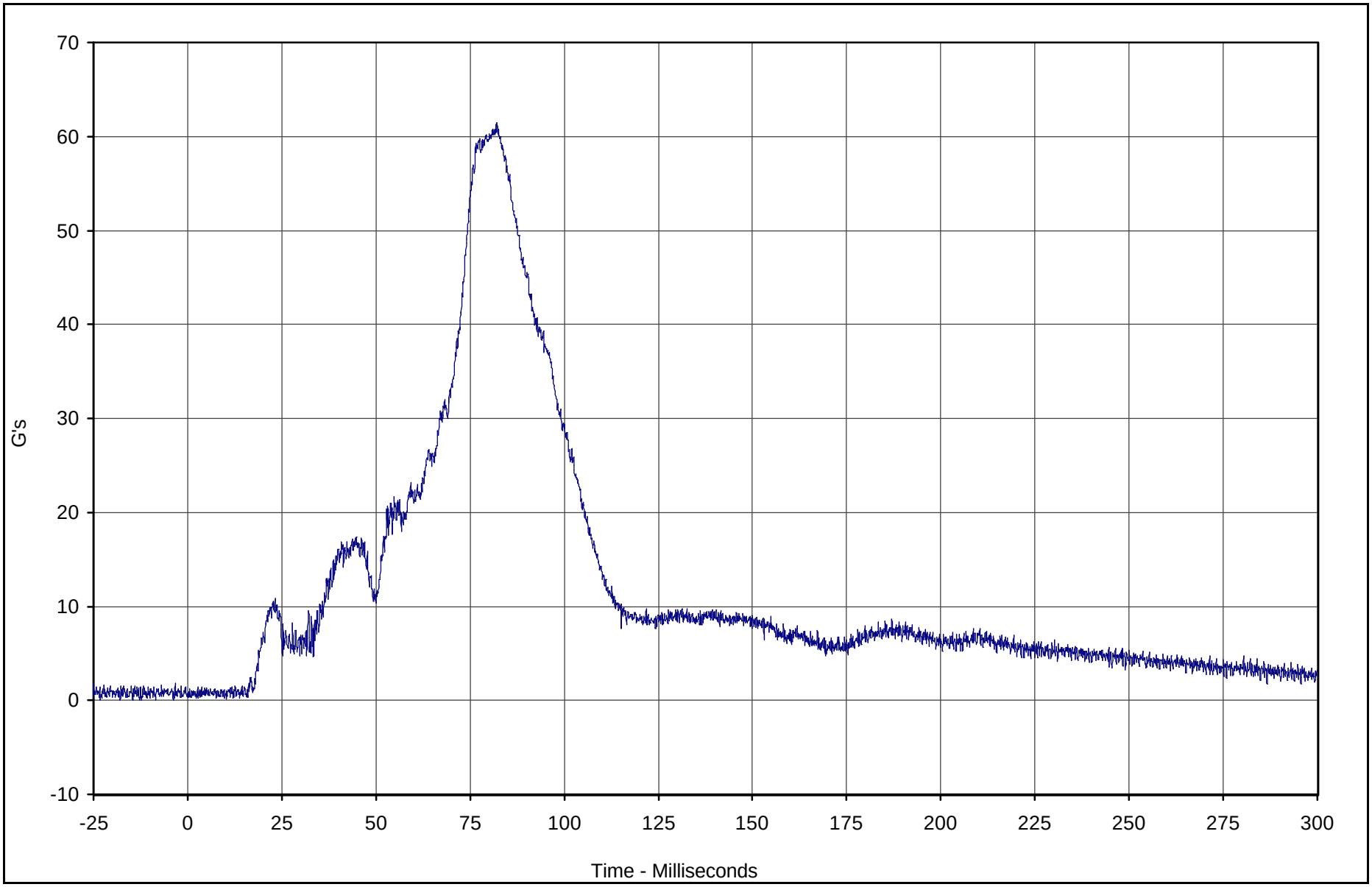

Curve Description	CURNO	Type	Units	Max	Time	Min	Time	SAE Class
Passenger Head Resultant Redundant	048	RES	G's	61.5	82.2	0.1	10.3	1000

Test Vehicle: 2004 Lexus RX330 SUV

Test Date: 8/28/03

Test Program: 2003 NHTSA 35mph NCAP

NHTSA No.: M45101

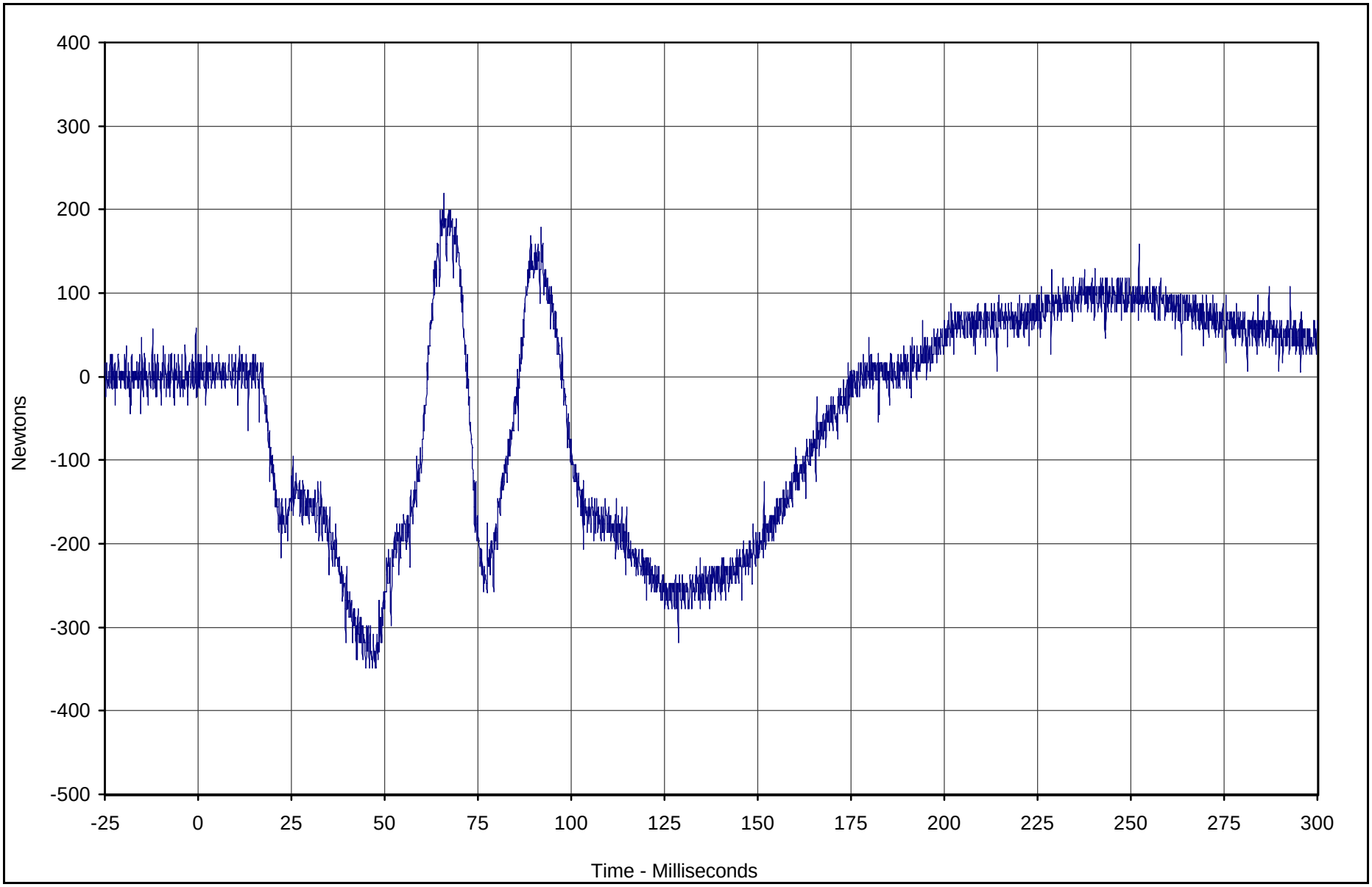

Curve Description	CURNO	Type	Units	Max	Time	Min	Time	SAE Class
Passenger Neck Force X	051	FIL	Newtons	219.5	65.9	-349.3	45.0	1000

Test Vehicle: 2004 Lexus RX330 SUV

Test Date: 8/28/03

Test Program: 2003 NHTSA 35mph NCAP

NHTSA No.: M45101

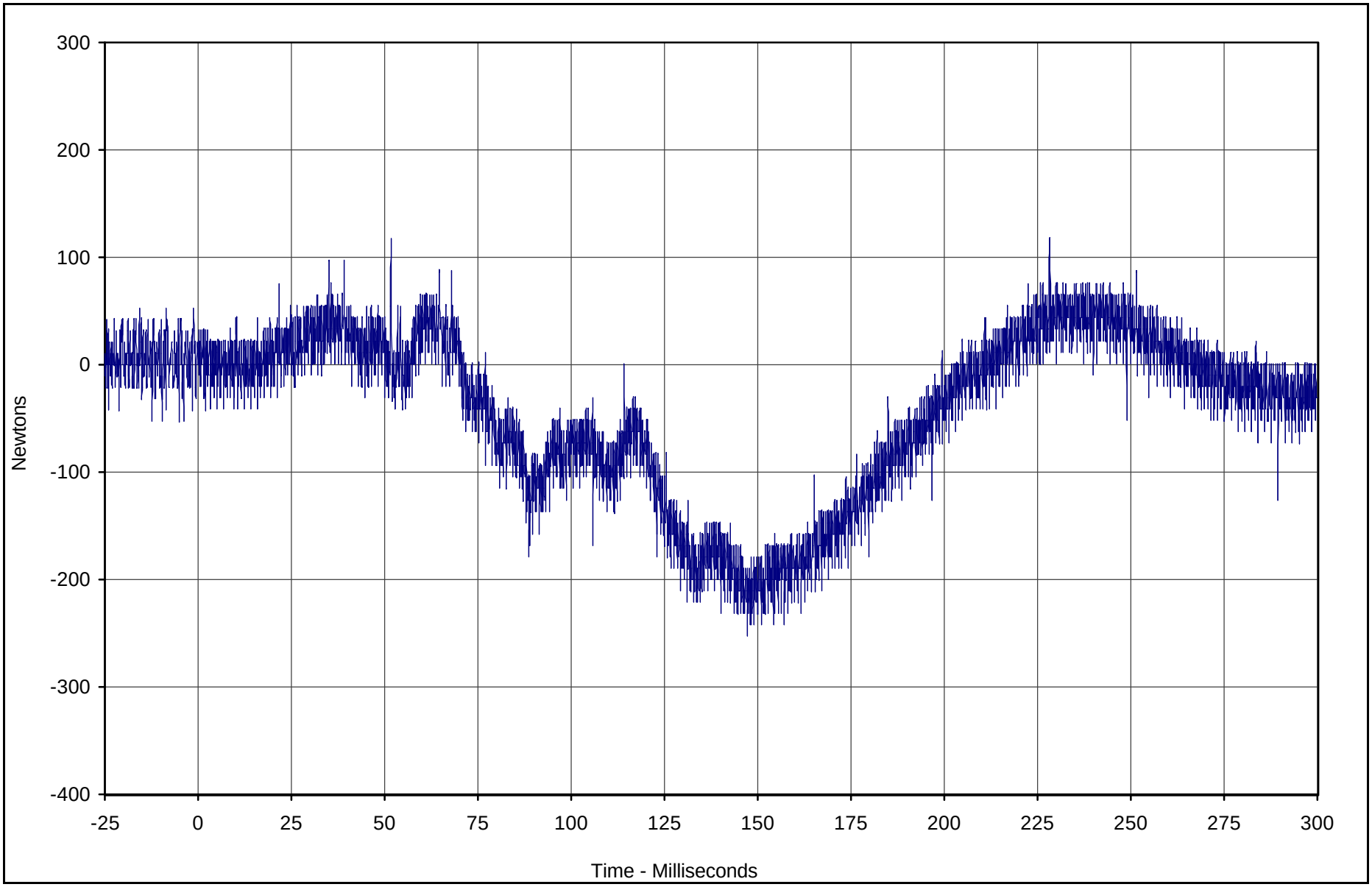

Curve Description	CURNO	Type	Units	Max	Time	Min	Time	SAE Class
Passenger Neck Force Y	052	FIL	Newtons	117.7	51.7	-253.0	147.3	1000

Test Vehicle: 2004 Lexus RX330 SUV

Test Date: 8/28/03

Test Program: 2003 NHTSA 35mph NCAP

NHTSA No.: M45101

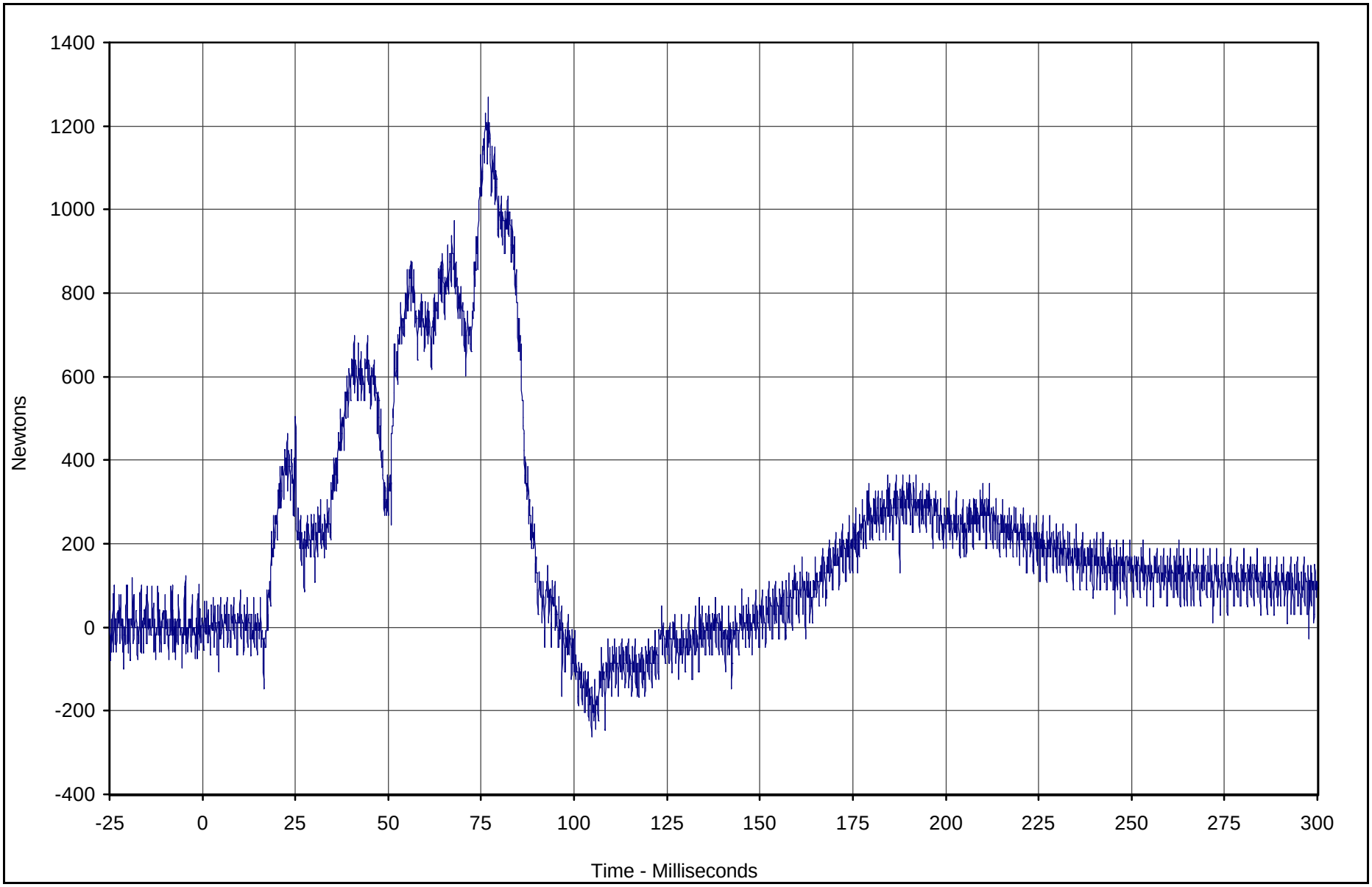

Curve Description	CURNO	Type	Units	Max	Time	Min	Time	SAE Class
Passenger Neck Force Z	053	FIL	Newtons	1268.2	76.8	-263.2	104.7	1000

Test Vehicle: 2004 Lexus RX330 SUV

Test Date: 8/28/03

Test Program: 2003 NHTSA 35mph NCAP

NHTSA No.: M45101

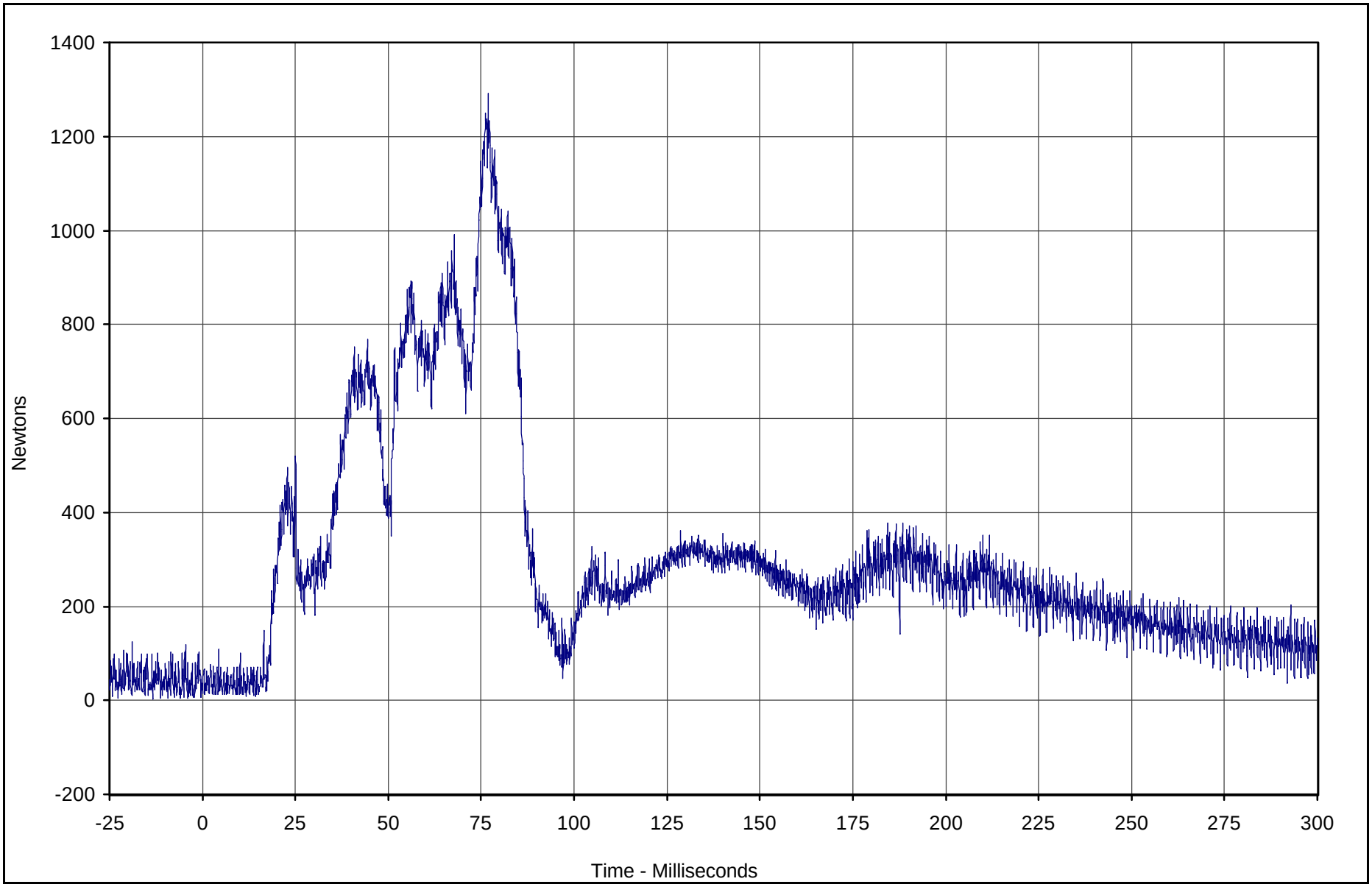

Curve Description	CURNO	Type	Units	Max	Time	Min	Time	SAE Class
Passenger Neck Force Resultant	051	RES	Newtons	1292.6	76.8	9.0	11.8	1000

Test Vehicle: 2004 Lexus RX330 SUV

Test Date: 8/28/03

Test Program: 2003 NHTSA 35mph NCAP

NHTSA No.: M45101

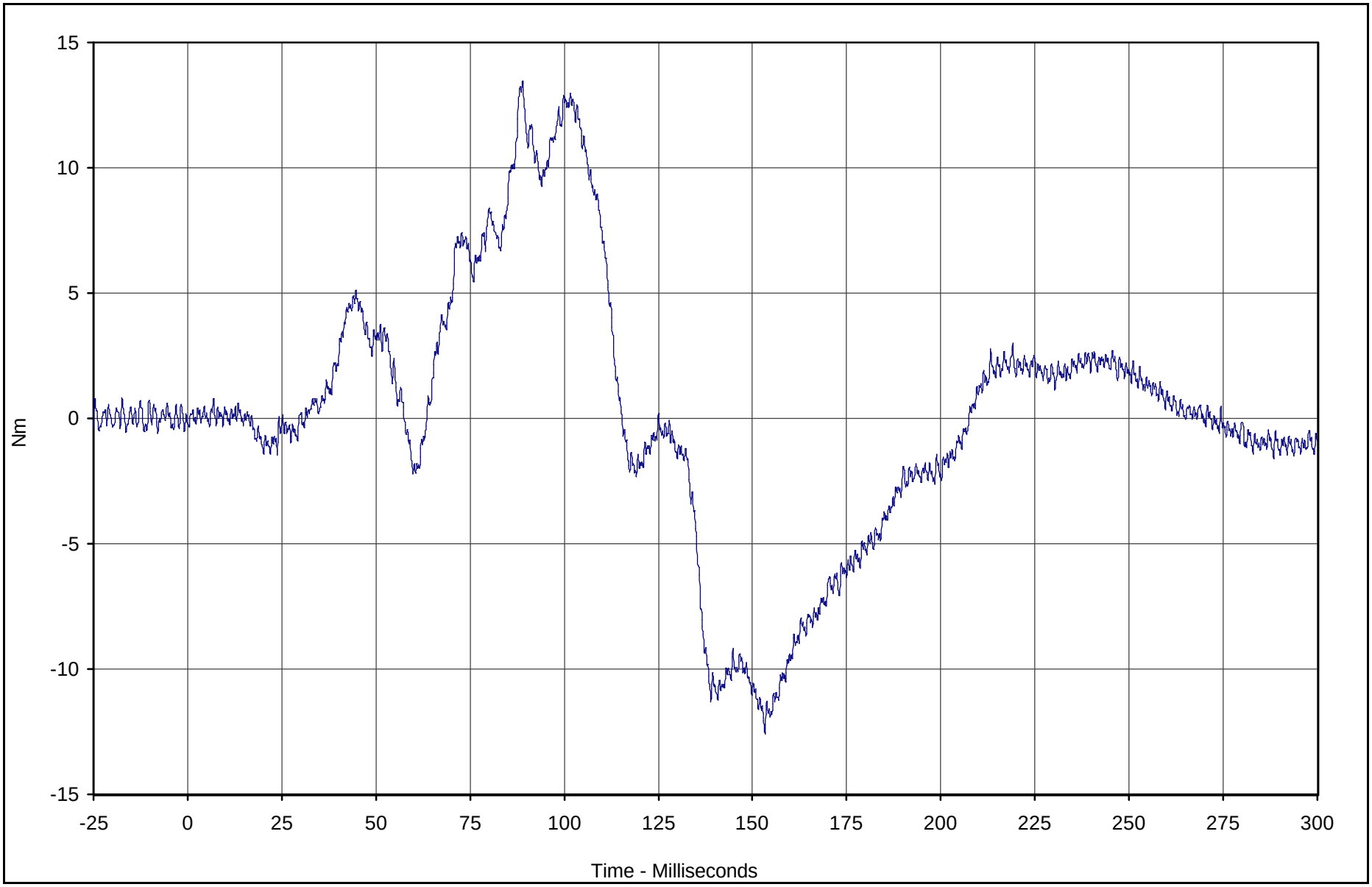

Curve Description	CURNO	Type	Units	Max	Time	Min	Time	SAE Class
Passenger Neck Moment X	054	FIL	Nm	13.5	89.0	-12.6	153.3	600

Test Vehicle: 2004 Lexus RX330 SUV

Test Date: 8/28/03

Test Program: 2003 NHTSA 35mph NCAP

NHTSA No.: M45101

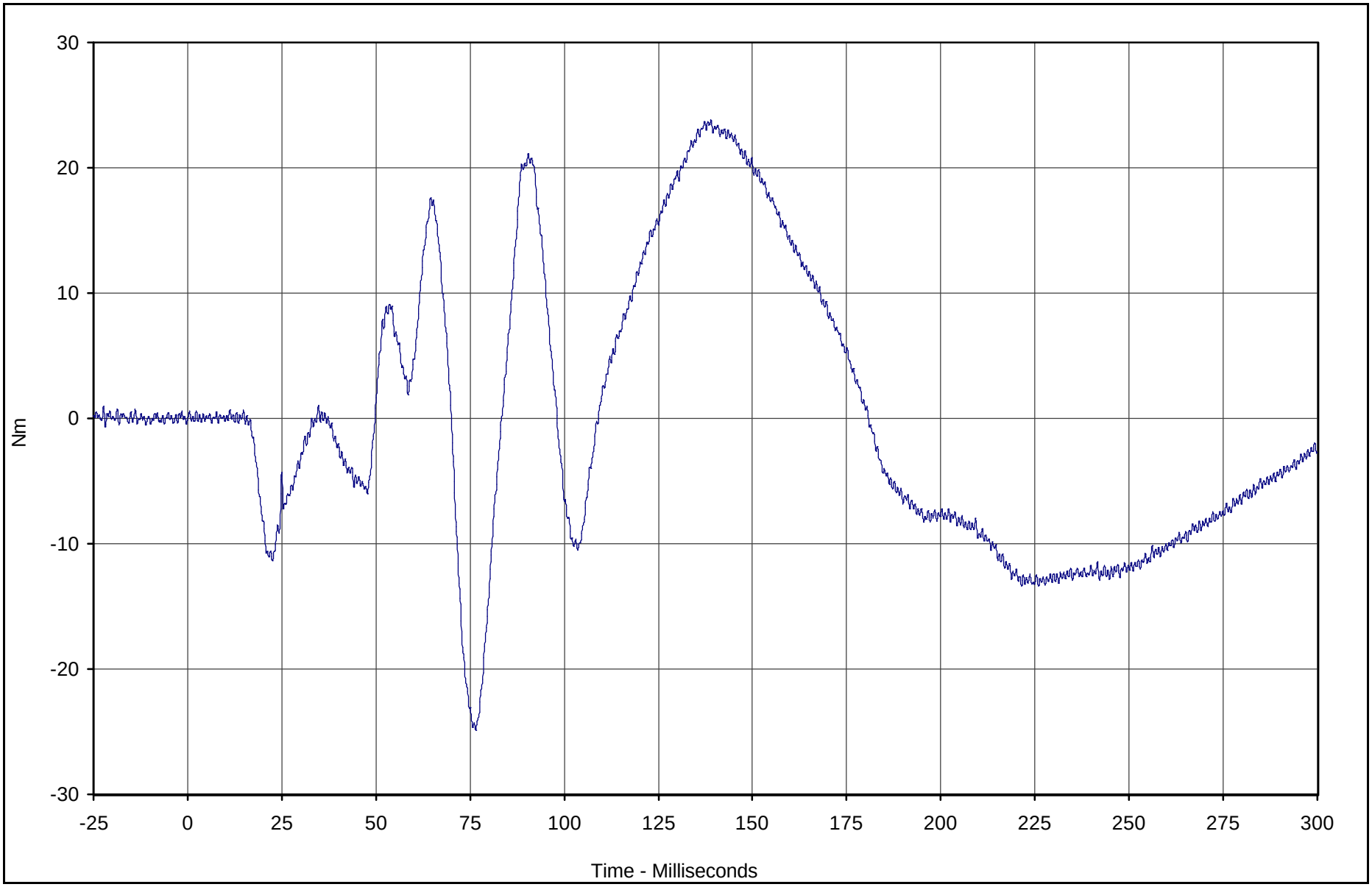

Curve Description	CURNO	Type	Units	Max	Time	Min	Time	SAE Class
Passenger Neck Moment Y	055	FIL	Nm	23.9	139.0	-24.9	76.6	600

Test Vehicle: 2004 Lexus RX330 SUV

Test Date: 8/28/03

Test Program: 2003 NHTSA 35mph NCAP

NHTSA No.: M45101

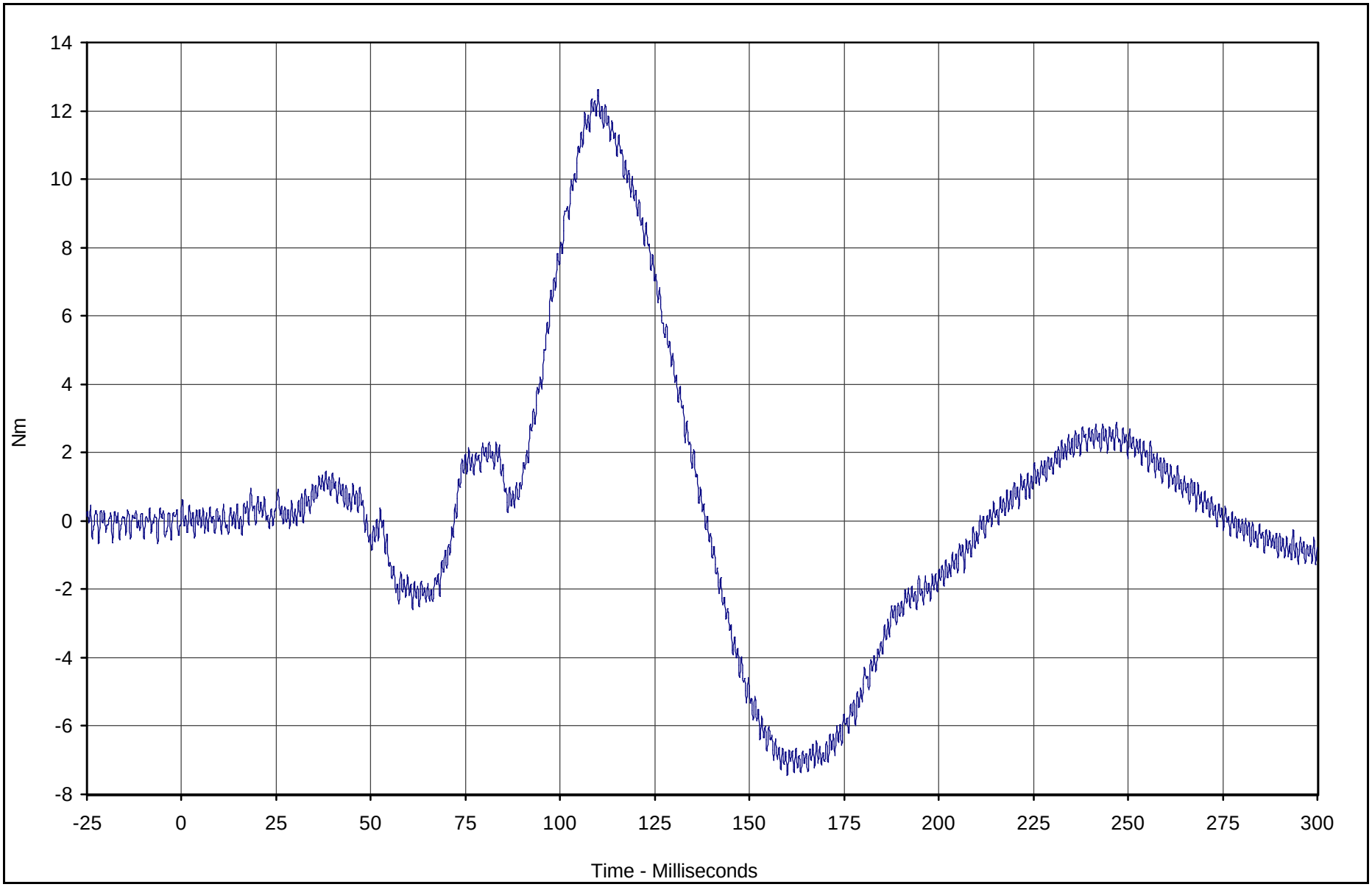

Curve Description	CURNO	Type	Units	Max	Time	Min	Time	SAE Class
Passenger Neck Moment Z	056	FIL	Nm	12.6	110.1	-7.4	160.0	600

Test Vehicle: 2004 Lexus RX330 SUV

Test Date: 8/28/03

Test Program: 2003 NHTSA 35mph NCAP

NHTSA No.: M45101

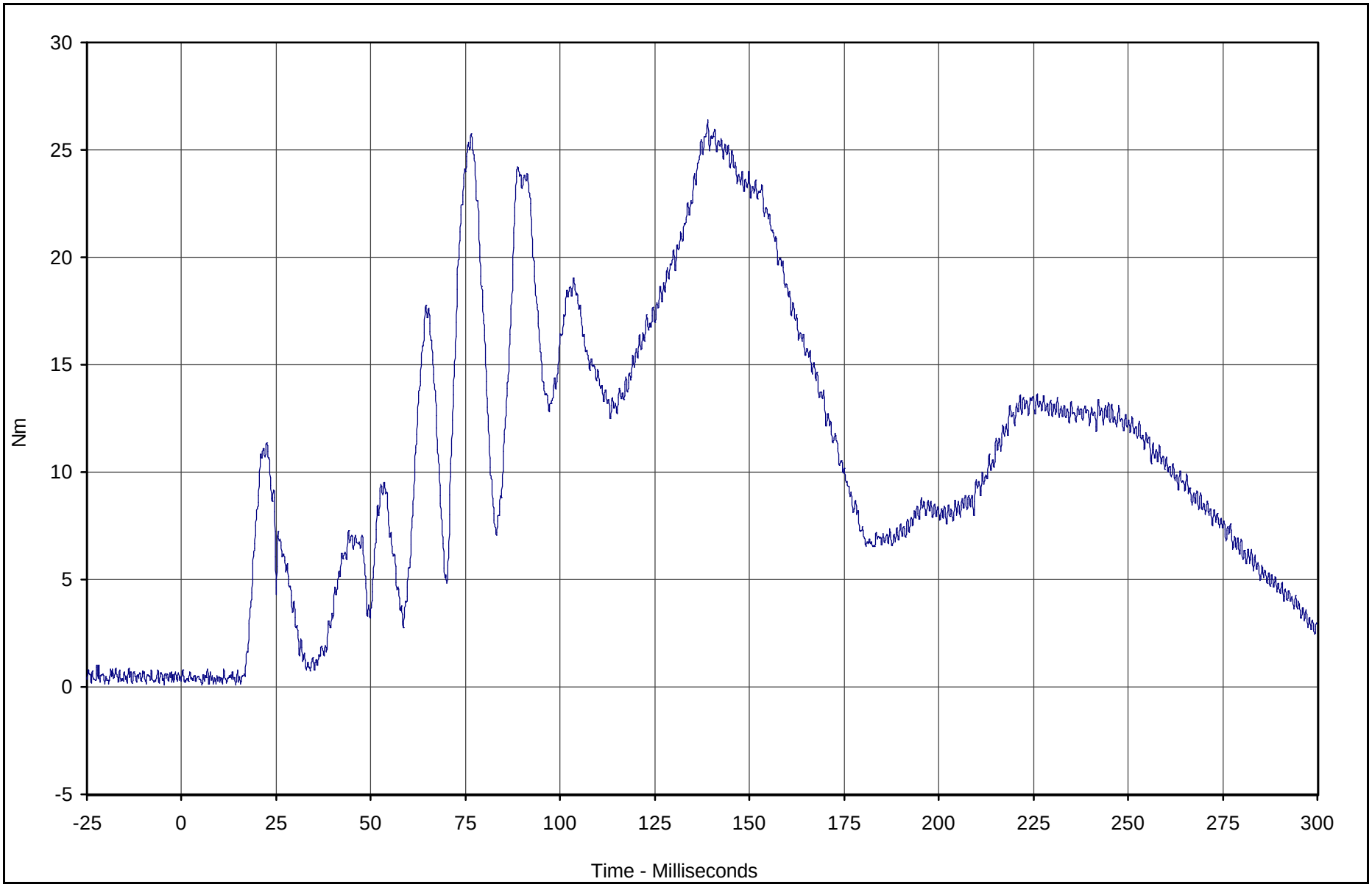

Curve Description	CURNO	Type	Units	Max	Time	Min	Time	SAE Class
Passenger Neck Moment Resultant	054	RES	Nm	26.4	139.0	0.1	14.4	600

Test Vehicle: 2004 Lexus RX330 SUV

Test Date: 8/28/03

Test Program: 2003 NHTSA 35mph NCAP

NHTSA No.: M45101

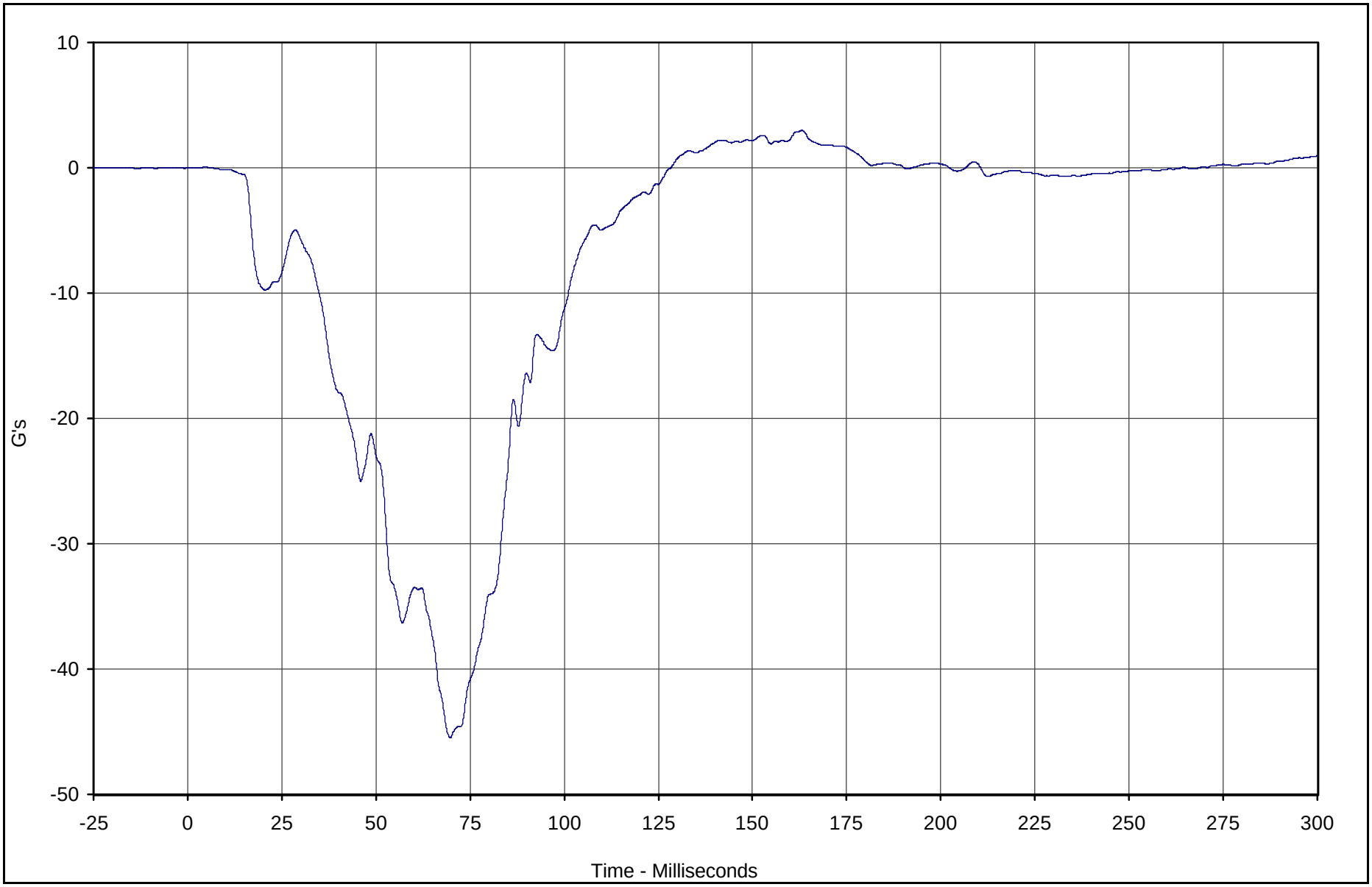

Curve Description	CURNO	Type	Units	Max	Time	Min	Time	SAE Class
Passenger Chest Primary X	057	FIL	G's	3.0	163.1	-45.5	69.7	180

Test Vehicle: 2004 Lexus RX330 SUV

Test Date: 8/28/03

Test Program: 2003 NHTSA 35mph NCAP

NHTSA No.: M45101

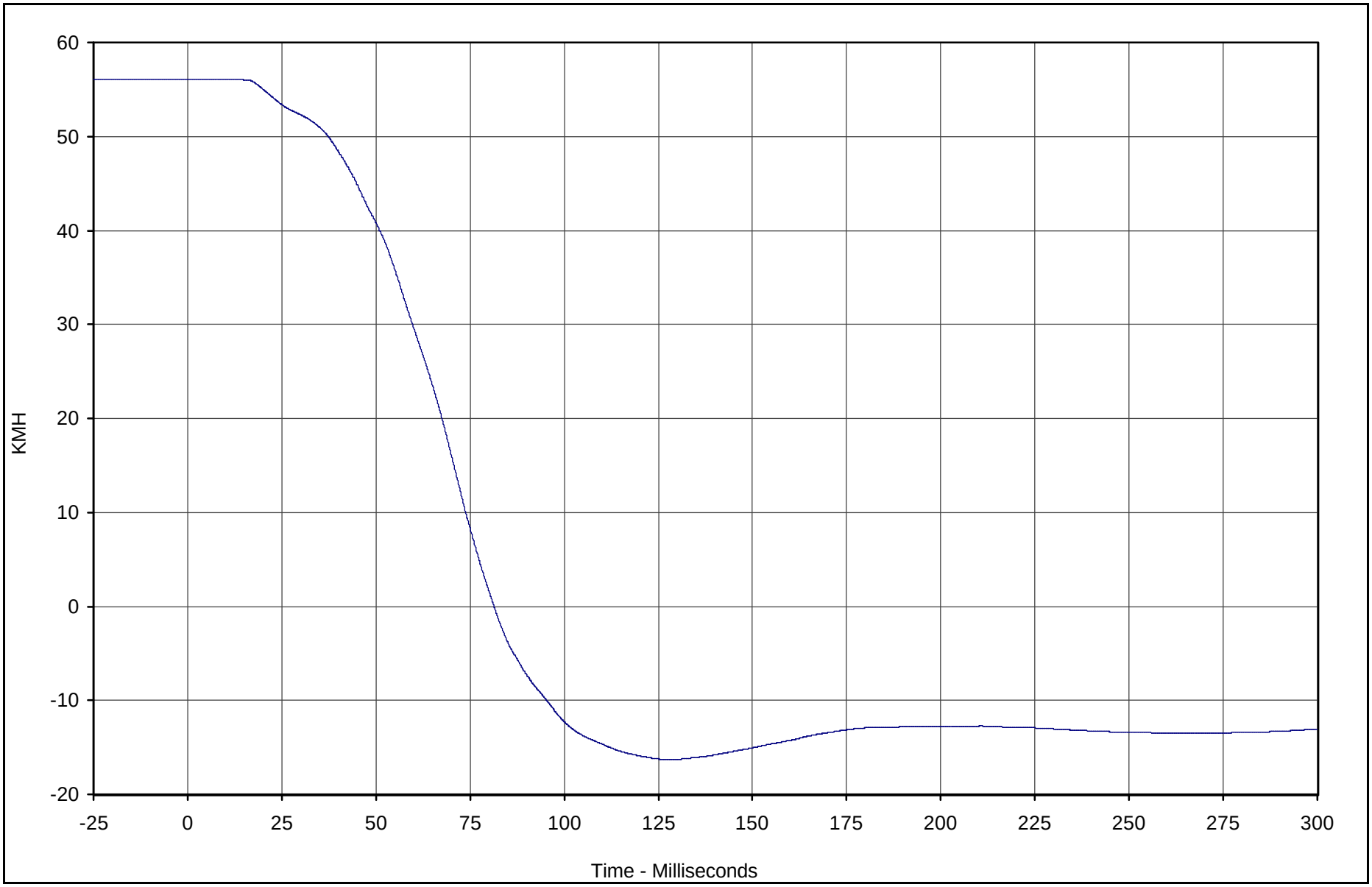

Curve Description	CURNO	Type	Units	Max	Time	Min	Time	SAE Class
Passenger Chest Primary X Velocity	057	IN1	KMH	56.1	6.1	-16.3	128.3	180

Test Vehicle: 2004 Lexus RX330 SUV

Test Date: 8/28/03

Test Program: 2003 NHTSA 35mph NCAP

NHTSA No.: M45101

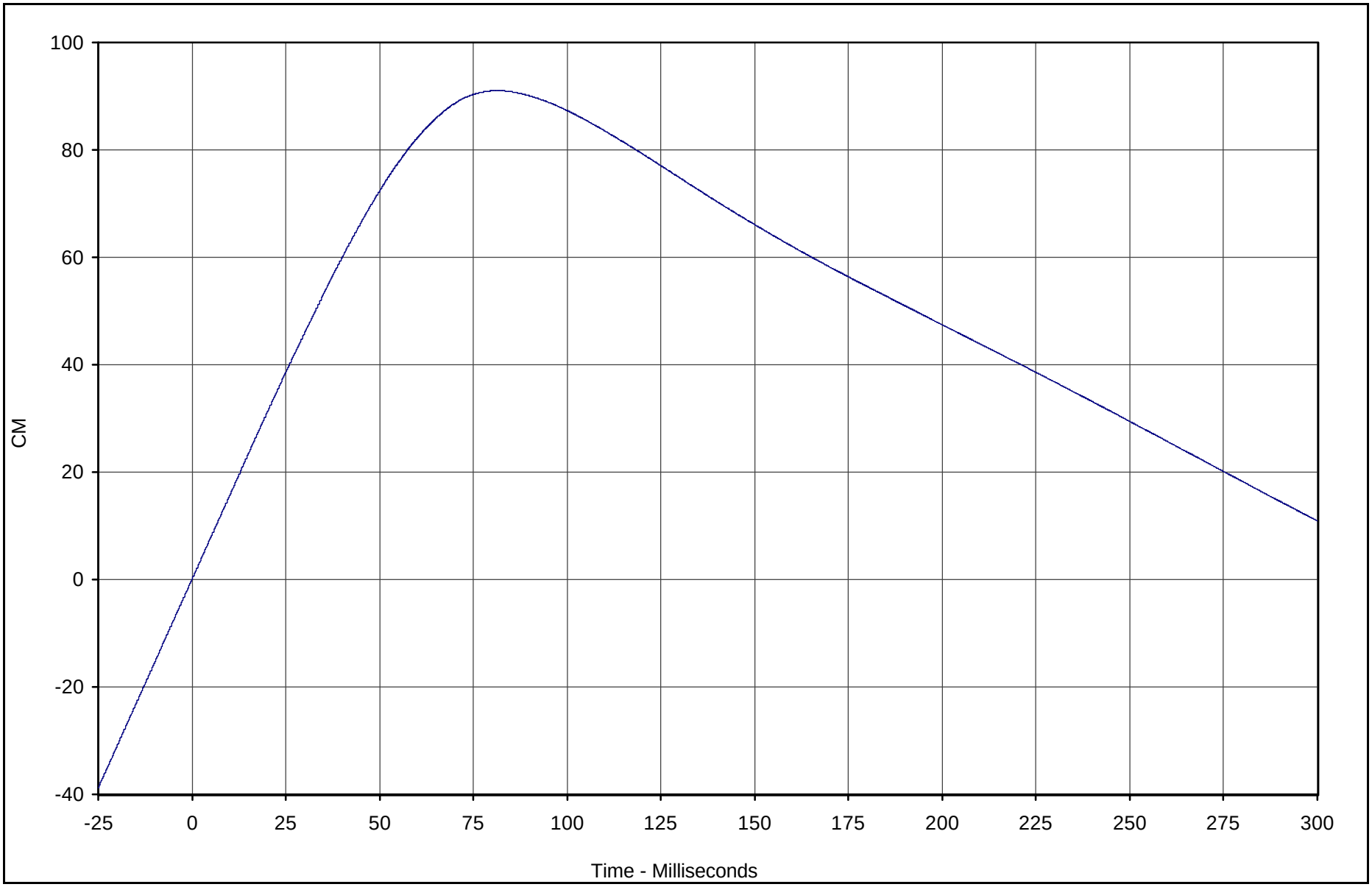

Curve Description	CURNO	Type	Units	Max	Time	Min	Time	SAE Class
Passenger Chest Primary X Displ.	057	IN2	CM	91.0	81.4	0.0	0.0	180

Test Vehicle: 2004 Lexus RX330 SUV

Test Date: 8/28/03

Test Program: 2003 NHTSA 35mph NCAP

NHTSA No.: M45101

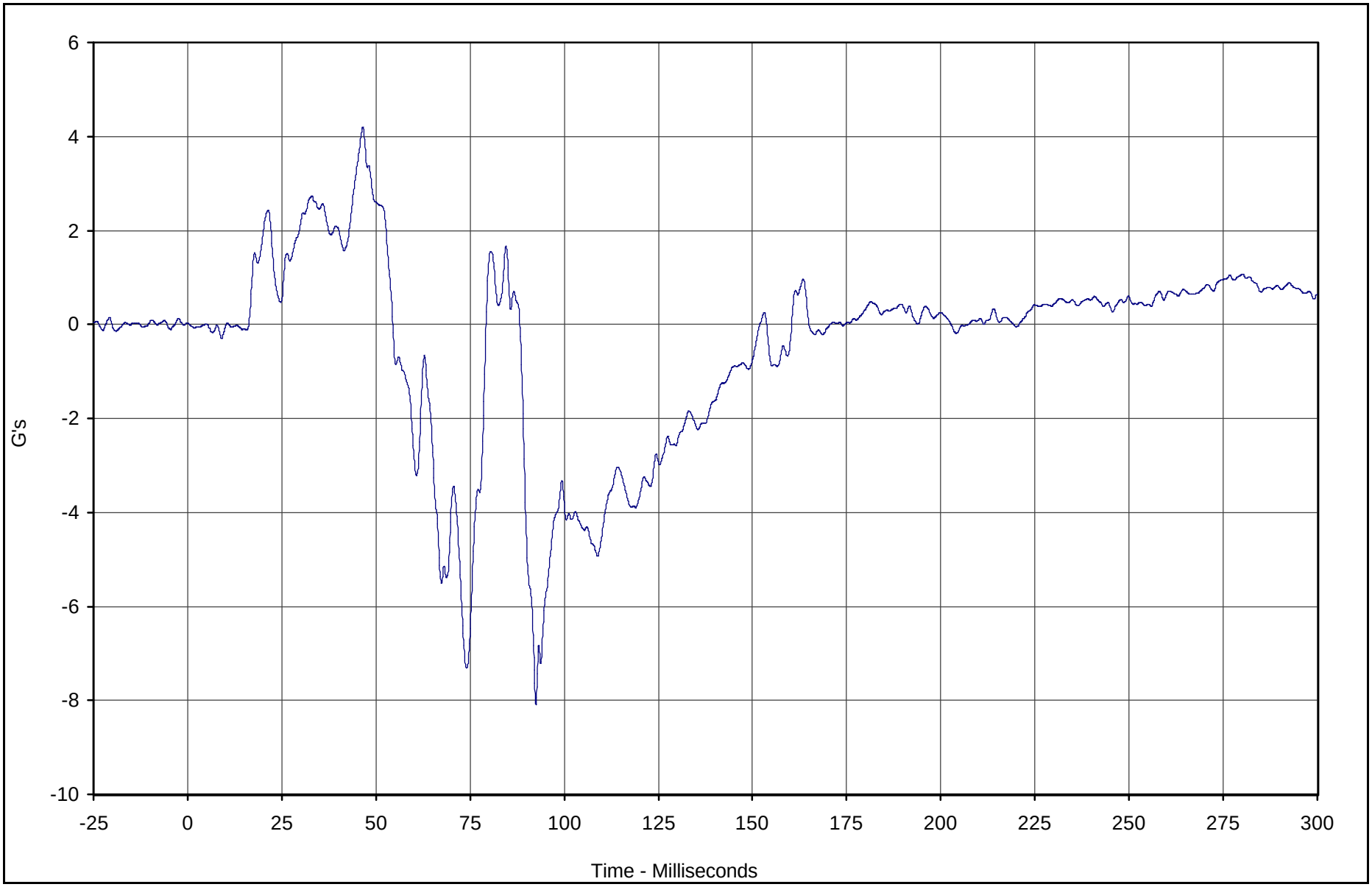

Curve Description	CURNO	Type	Units	Max	Time	Min	Time	SAE Class
Passenger Chest Primary Y	058	FIL	G's	4.2	46.5	-8.1	92.5	180

Test Vehicle: 2004 Lexus RX330 SUV

Test Date: 8/28/03

Test Program: 2003 NHTSA 35mph NCAP

NHTSA No.: M45101

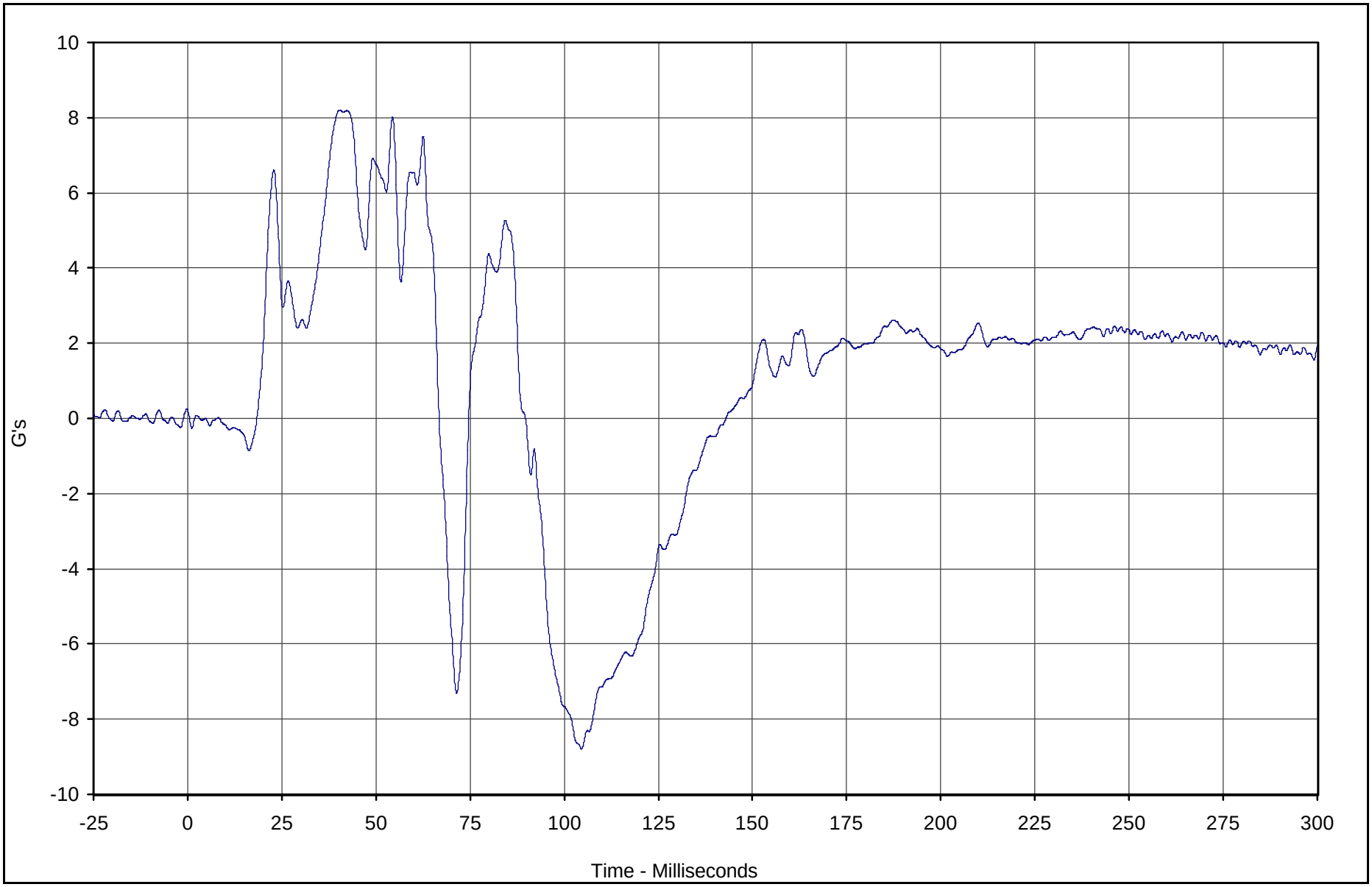

Curve Description	CURNO	Type	Units	Max	Time	Min	Time	SAE Class
Passenger Chest Primary Z	059	FIL	G's	8.2	40.4	-8.8	104.6	180

Test Vehicle: 2004 Lexus RX330 SUV

Test Date: 8/28/03

Test Program: 2003 NHTSA 35mph NCAP

NHTSA No.: M45101

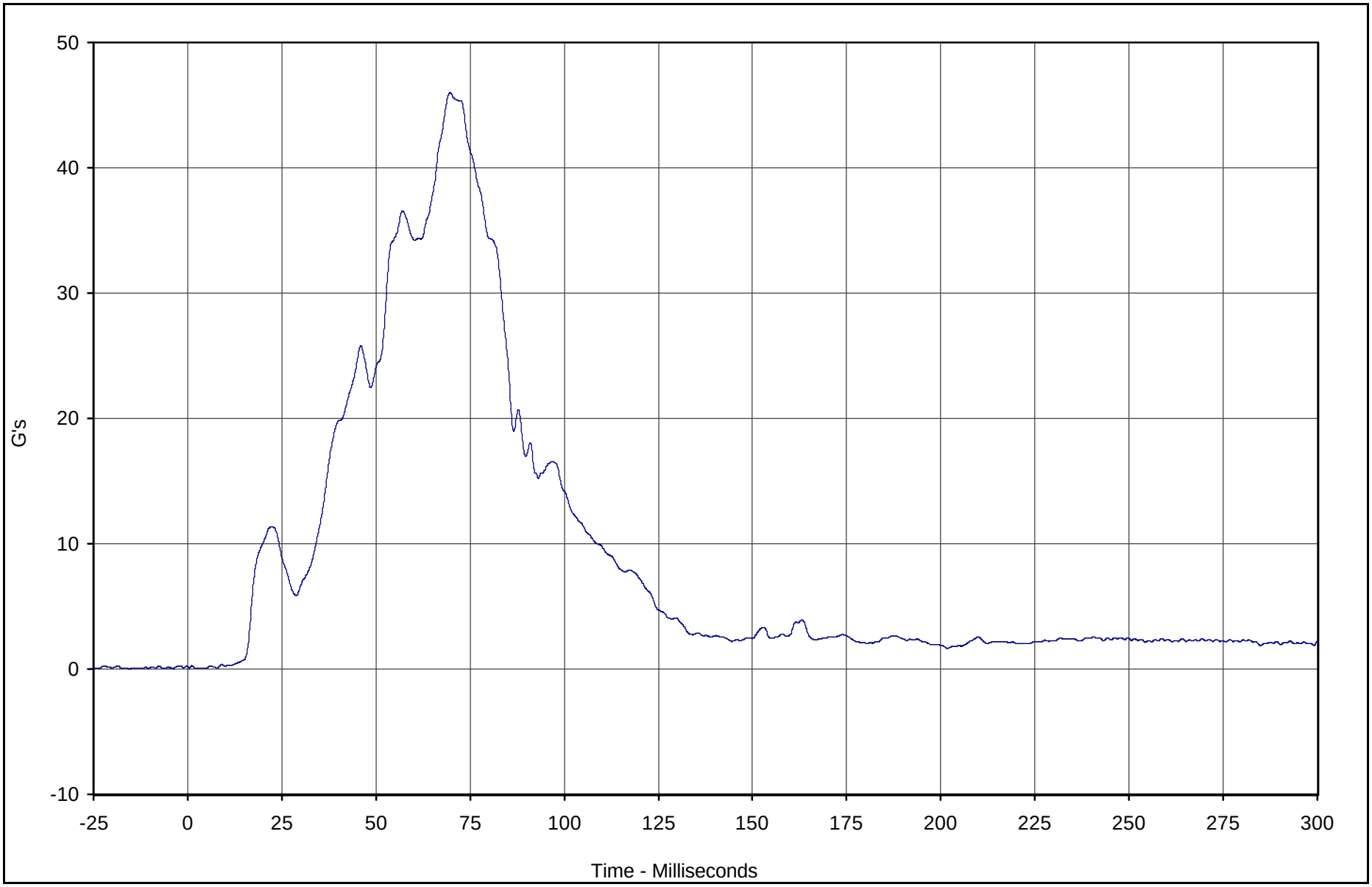

Curve Description	CURNO	Type	Units	Max	Time	Min	Time	SAE Class
Passenger Chest Resultant Primary	057	RES	G's	46.0	69.6	0.0	0.5	180

Test Vehicle: 2004 Lexus RX330 SUV

Test Date: 8/28/03

Test Program: 2003 NHTSA 35mph NCAP

NHTSA No.: M45101

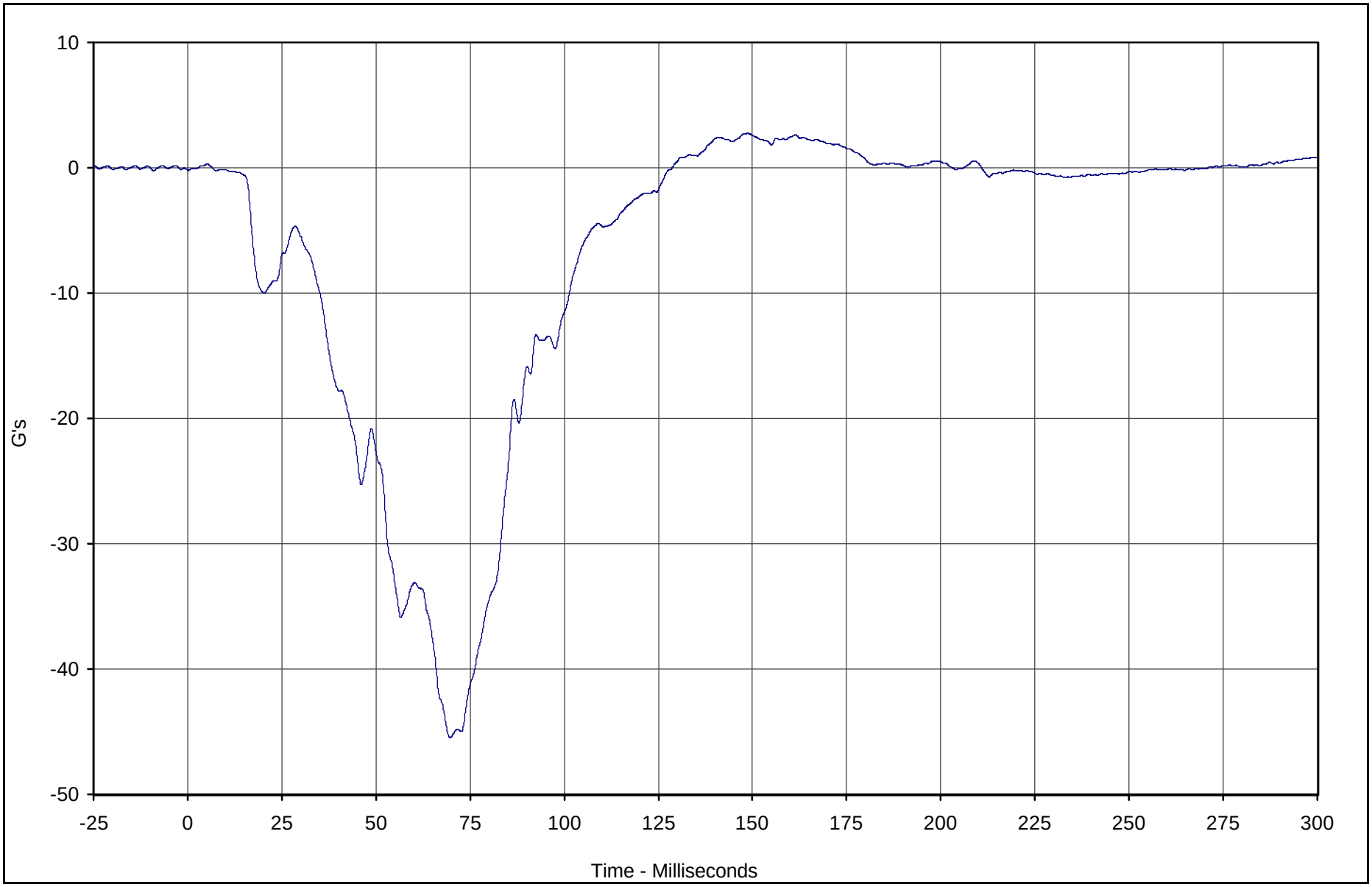

Curve Description	CURNO	Type	Units	Max	Time	Min	Time	SAE Class
Passenger Chest Redundant X	060	FIL	G's	2.7	148.7	-45.5	69.8	180

Test Vehicle: 2004 Lexus RX330 SUV

Test Date: 8/28/03

Test Program: 2003 NHTSA 35mph NCAP

NHTSA No.: M45101

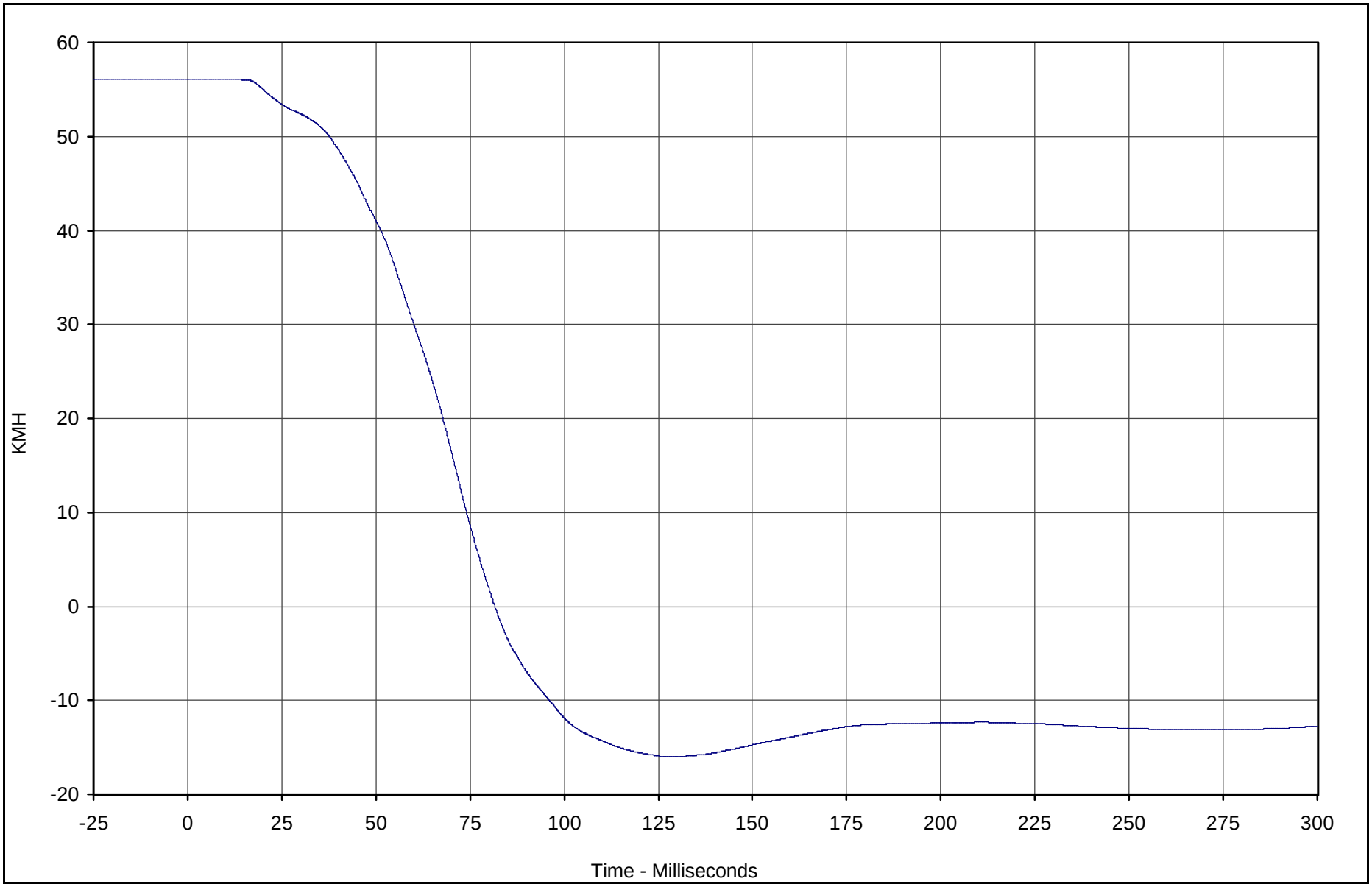

Curve Description	CURNO	Type	Units	Max	Time	Min	Time	SAE Class
Passenger Chest Redundant X Velocity	060	IN1	KMH	56.1	6.5	-16.0	128.7	180

Test Vehicle: 2004 Lexus RX330 SUV

Test Date: 8/28/03

Test Program: 2003 NHTSA 35mph NCAP

NHTSA No.: M45101

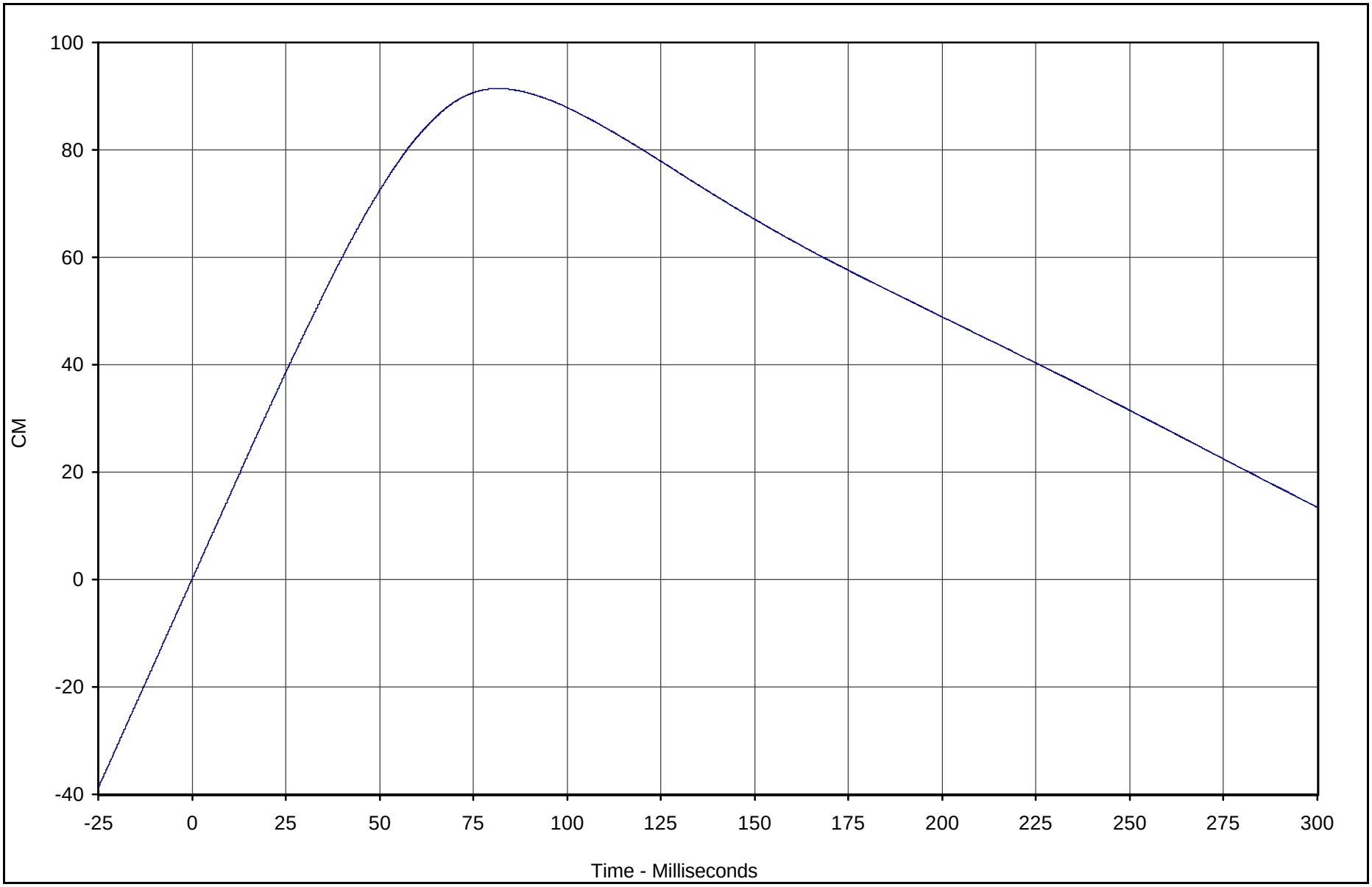

Curve Description	CURNO	Type	Units	Max	Time	Min	Time	SAE Class
Passenger Chest Redundant X Displ.	060	IN2	CM	91.4	81.6	0.0	0.0	180

Test Vehicle: 2004 Lexus RX330 SUV

Test Date: 8/28/03

Test Program: 2003 NHTSA 35mph NCAP

NHTSA No.: M45101

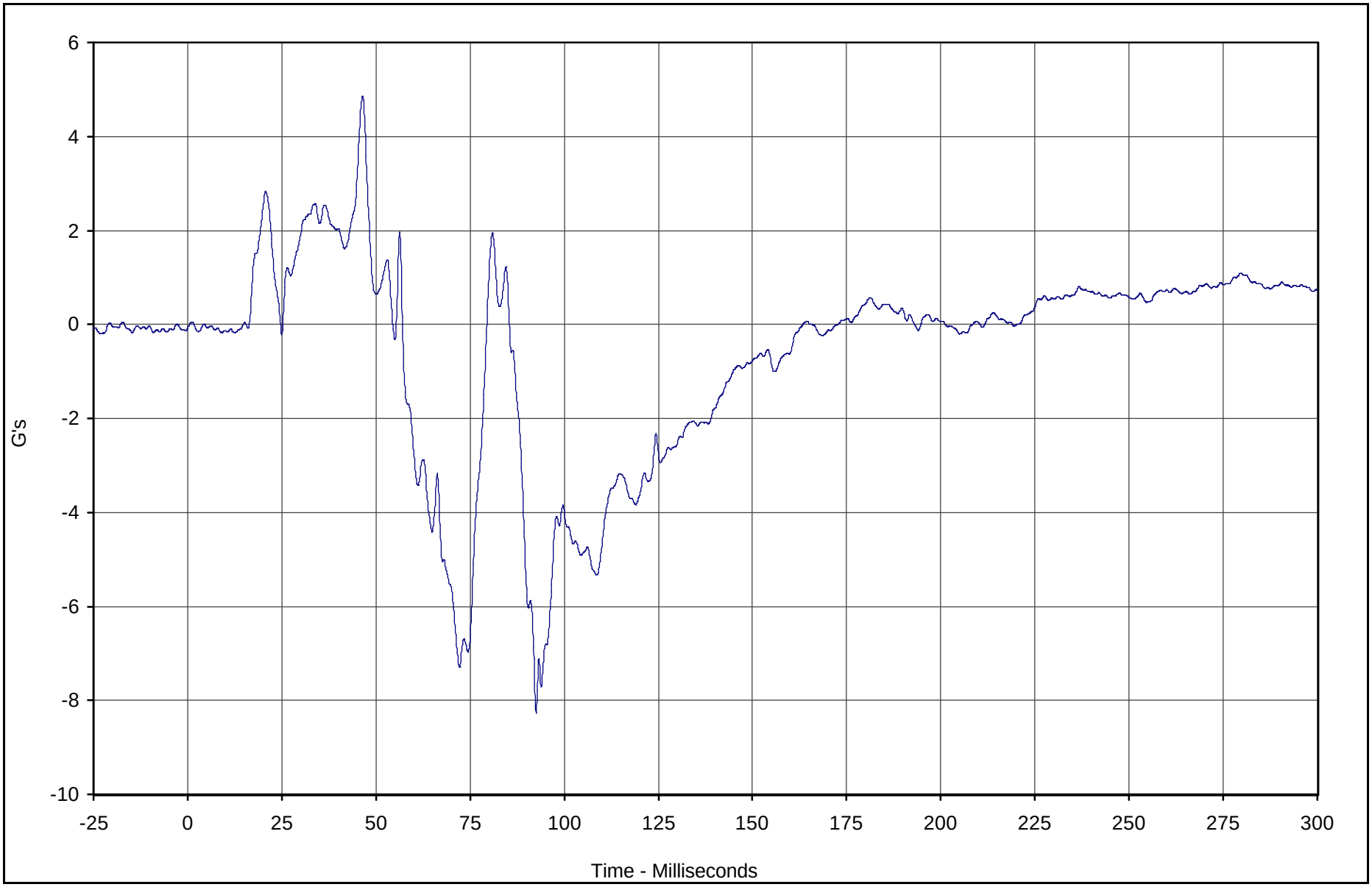

Curve Description	CURNO	Type	Units	Max	Time	Min	Time	SAE Class
Passenger Chest Redundant Y	061	FIL	G's	4.9	46.5	-8.3	92.6	180

Test Vehicle: 2004 Lexus RX330 SUV

Test Date: 8/28/03

Test Program: 2003 NHTSA 35mph NCAP

NHTSA No.: M45101

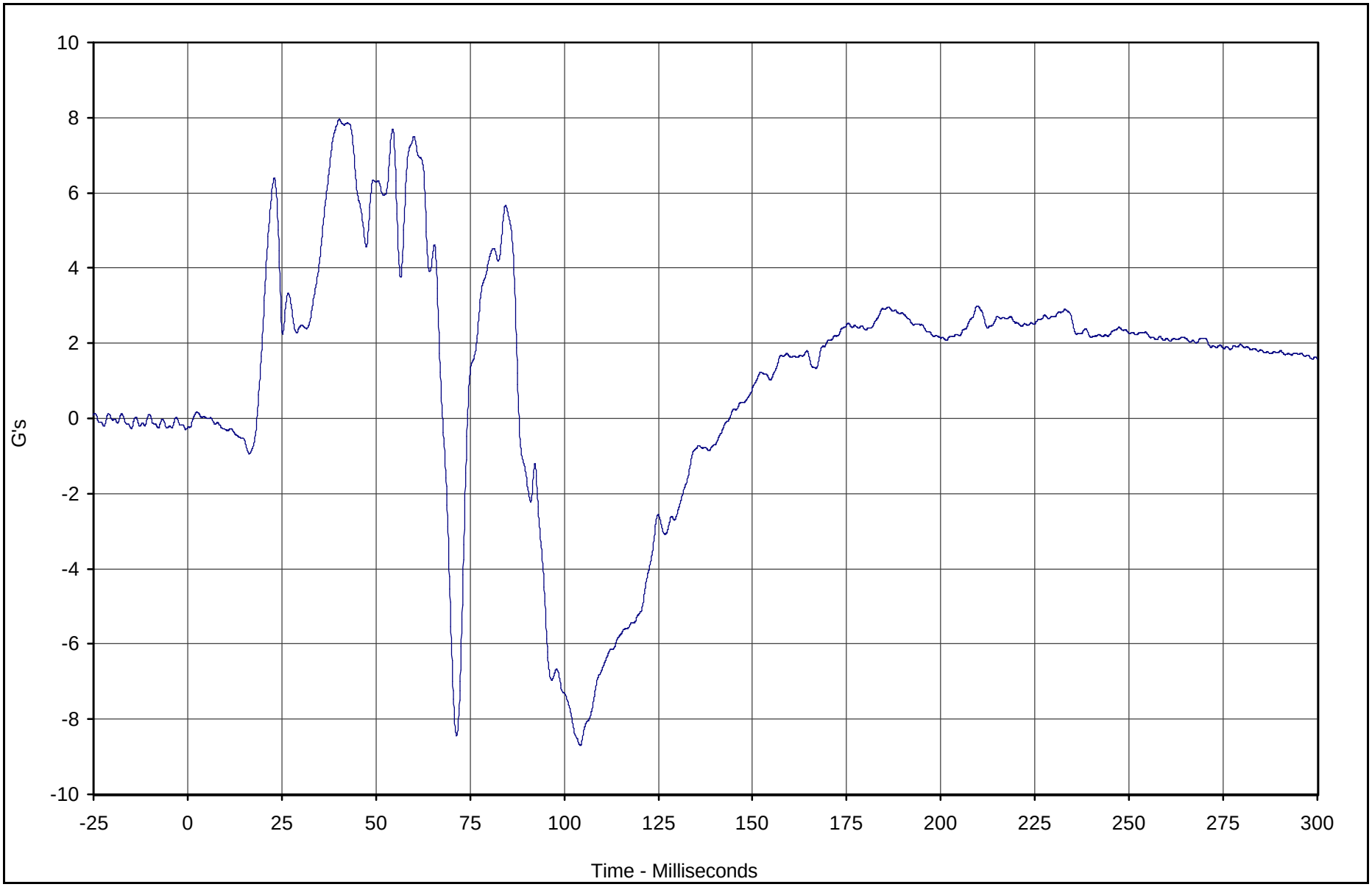

Curve Description	CURNO	Type	Units	Max	Time	Min	Time	SAE Class
Passenger Chest Redundant Z	062	FIL	G's	8.0	40.3	-8.7	104.3	180

Test Vehicle: 2004 Lexus RX330 SUV

Test Date: 8/28/03

Test Program: 2003 NHTSA 35mph NCAP

NHTSA No.: M45101

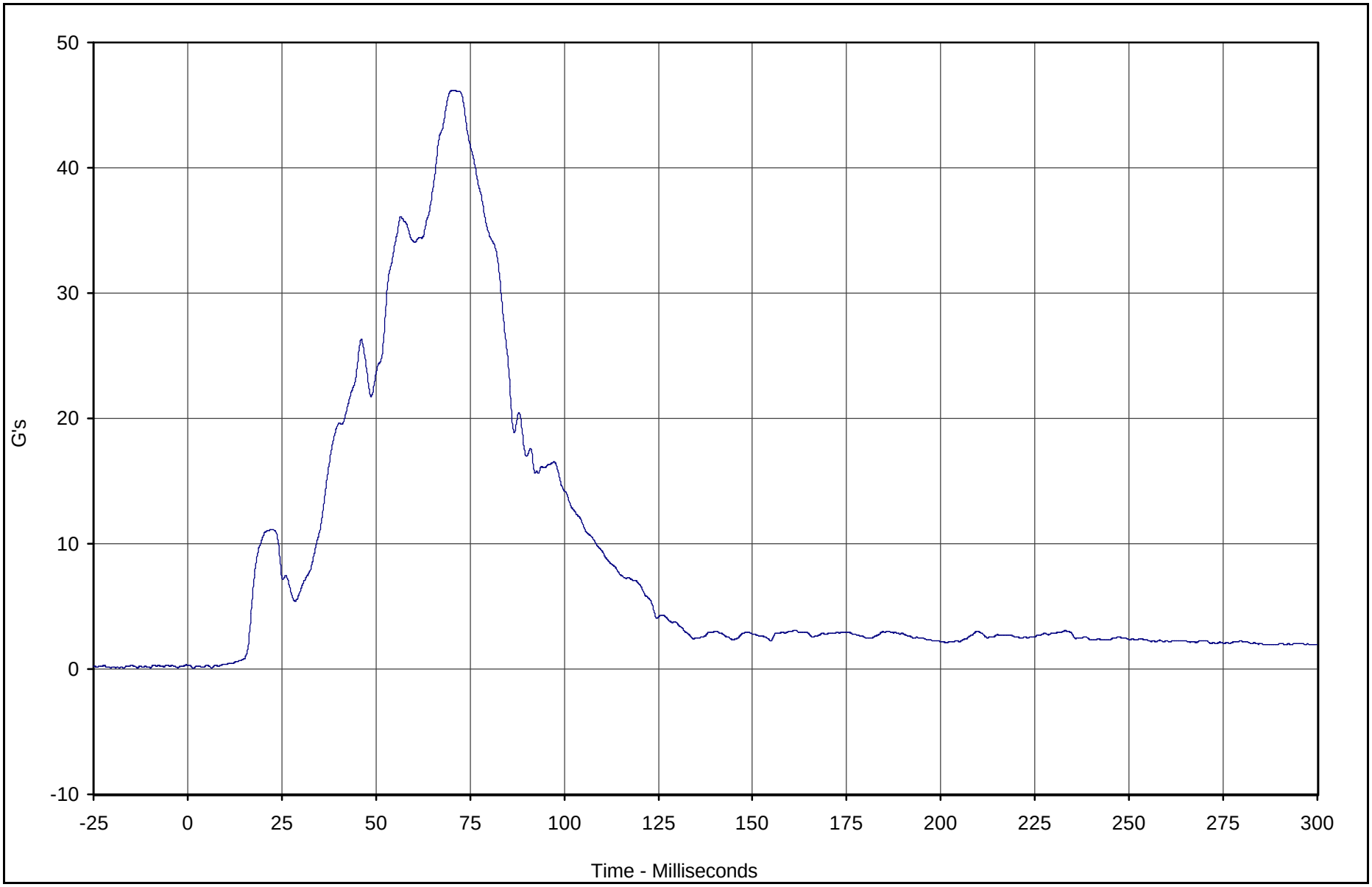

Curve Description	CURNO	Type	Units	Max	Time	Min	Time	SAE Class
Passenger Chest Resultant Redundant	060	RES	G's	46.2	70.2	0.0	6.4	180

Test Vehicle: 2004 Lexus RX330 SUV

Test Date: 8/28/03

Test Program: 2003 NHTSA 35mph NCAP

NHTSA No.: M45101

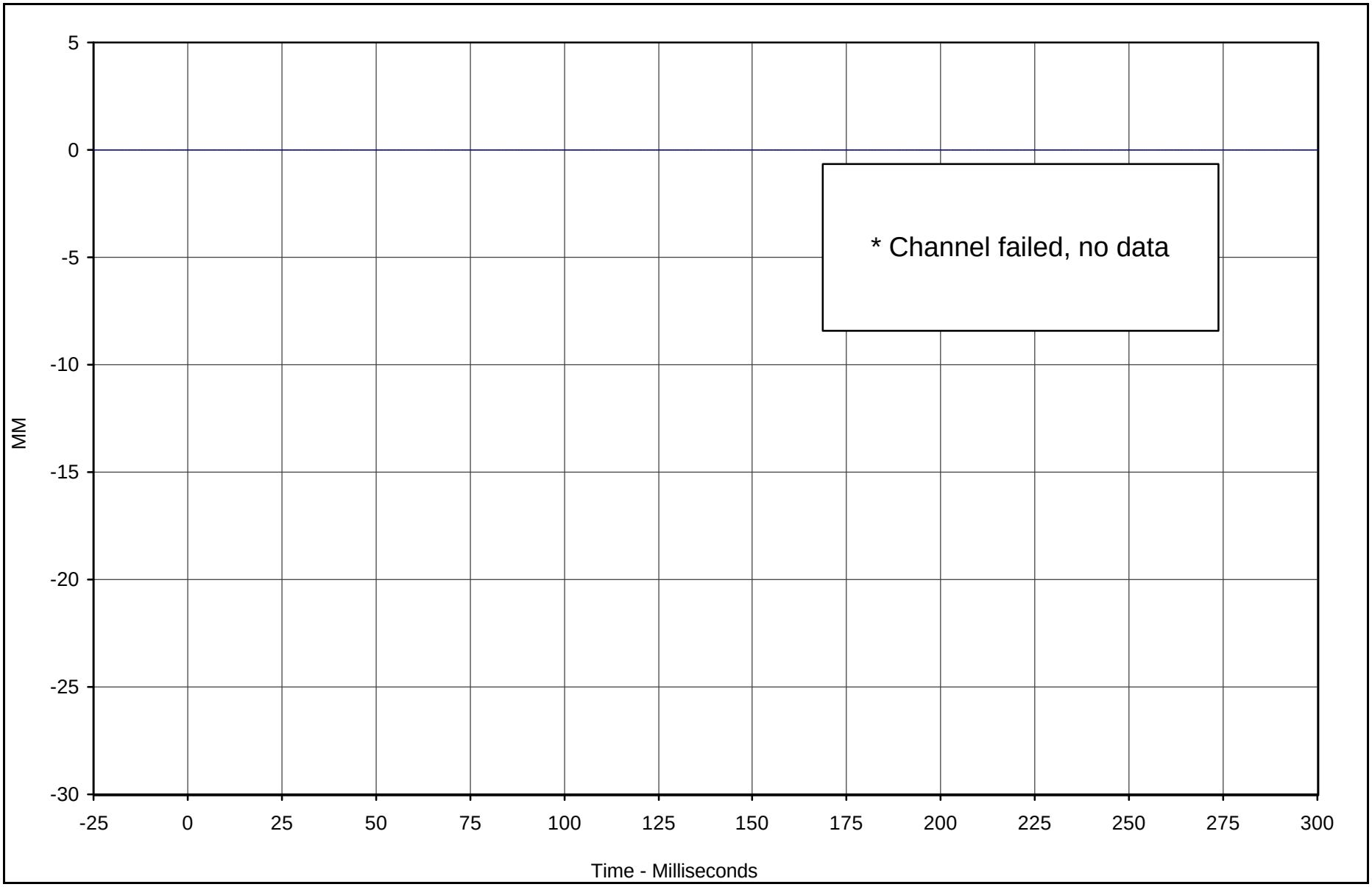

Curve Description	CURNO	Type	Units	Max	Time	Min	Time	SAE Class
Passenger Chest Displacement X	063	FIL	MM	0.0	0.0	0.0	0.0	600

Test Vehicle: 2004 Lexus RX330 SUV

Test Program: 2003 NHTSA 35mph NCAP

Test Date: 8/28/03

NHTSA No.: M45101

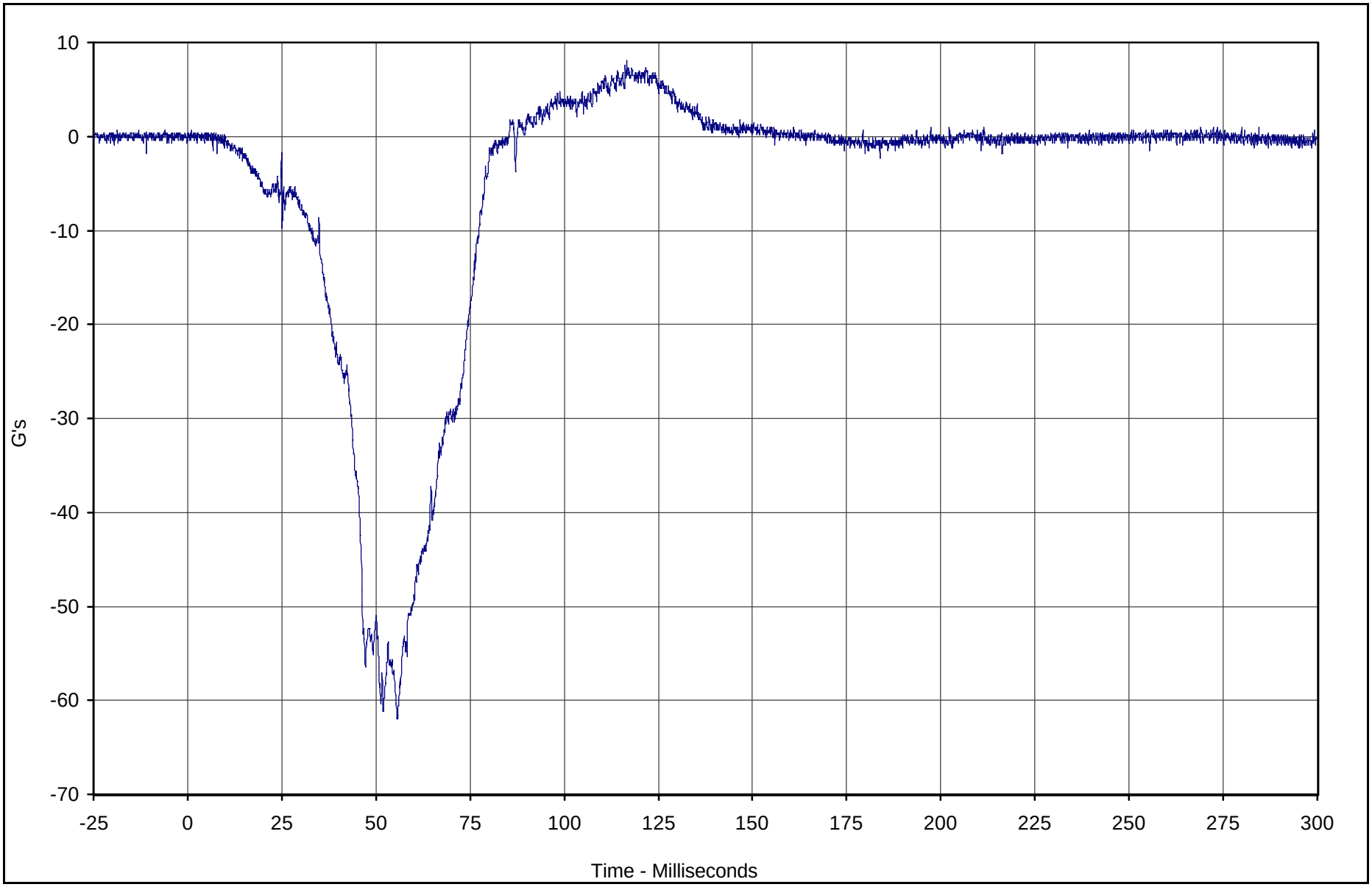

Curve Description	CURNO	Type	Units	Max	Time	Min	Time	SAE Class
Passenger Pelvis X	064	FIL	G's	8.1	116.7	-62.0	55.6	1000

Test Vehicle: 2004 Lexus RX330 SUV

Test Date: 8/28/03

Test Program: 2003 NHTSA 35mph NCAP

NHTSA No.: M45101

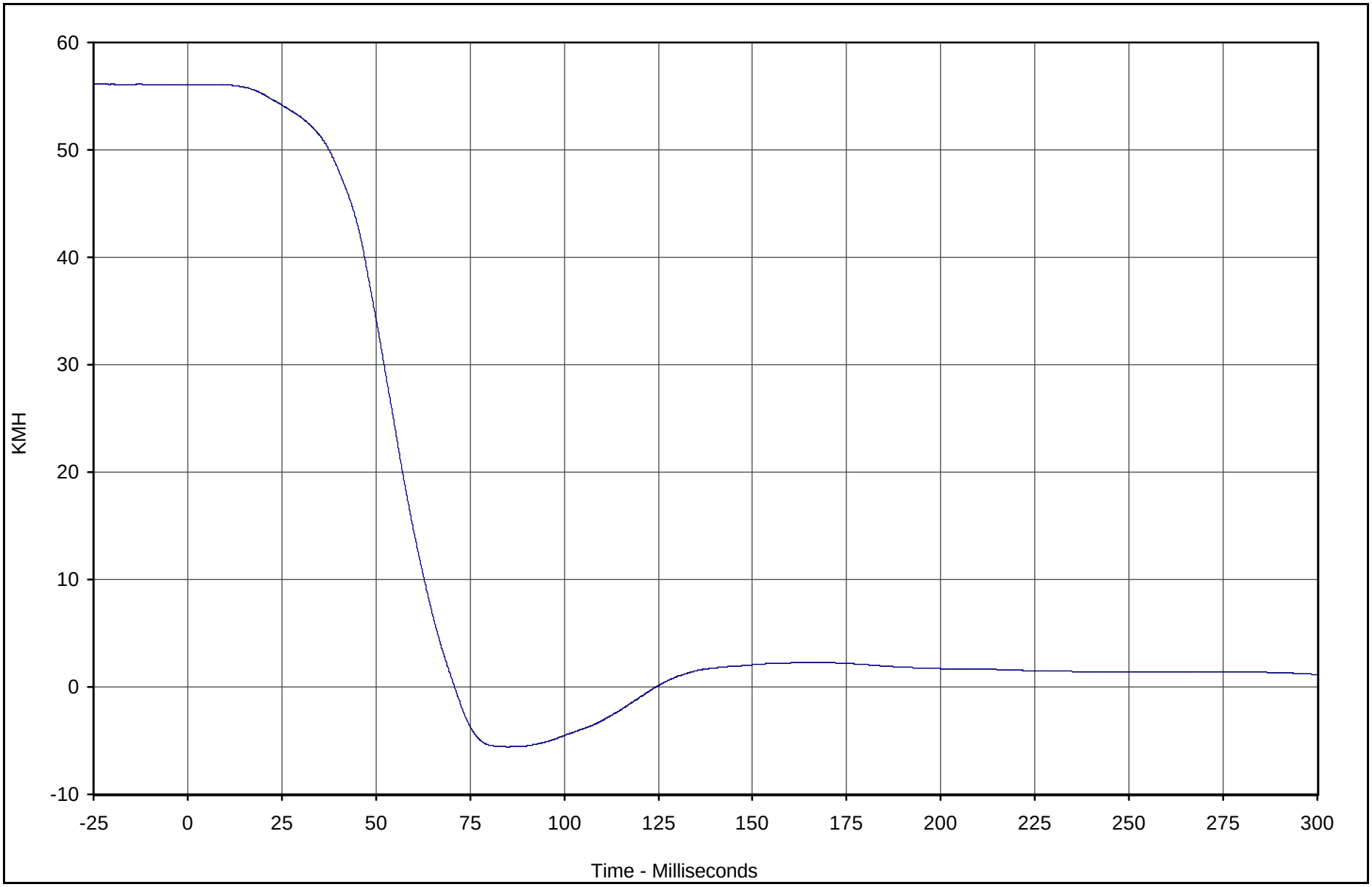

Curve Description	CURNO	Type	Units	Max	Time	Min	Time	SAE Class
Passenger Pelvis X Velocity	064	IN1	KMH	56.1	6.0	-5.6	85.0	180

Test Vehicle: 2004 Lexus RX330 SUV

Test Date: 8/28/03

Test Program: 2003 NHTSA 35mph NCAP

NHTSA No.: M45101

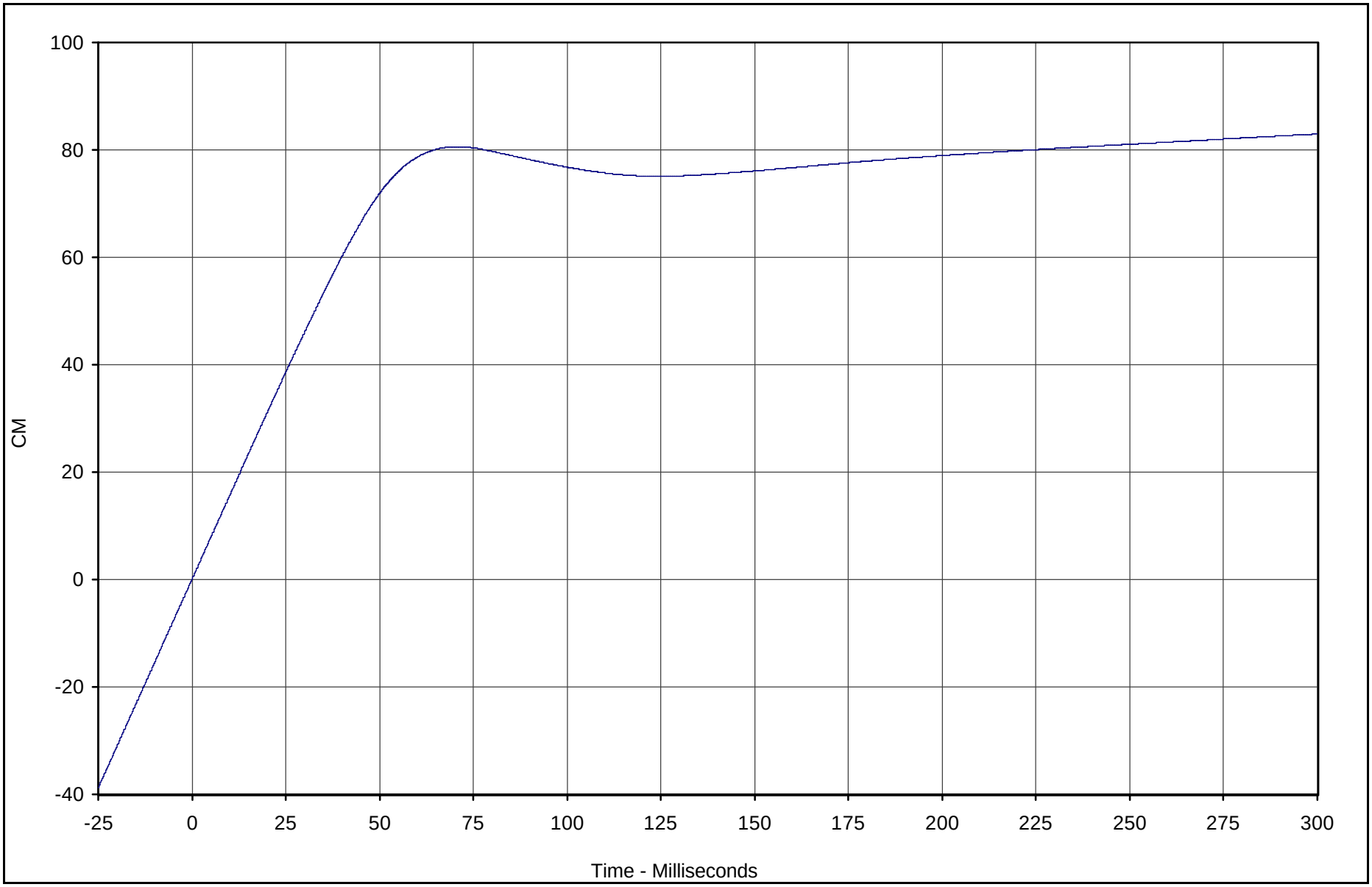

Curve Description	CURNO	Type	Units	Max	Time	Min	Time	SAE Class
Passenger Pelvis X Displ.	064	IN2	CM	82.9	299.9	0.0	0.0	180

Test Vehicle: 2004 Lexus RX330 SUV

Test Date: 8/28/03

Test Program: 2003 NHTSA 35mph NCAP

NHTSA No.: M45101

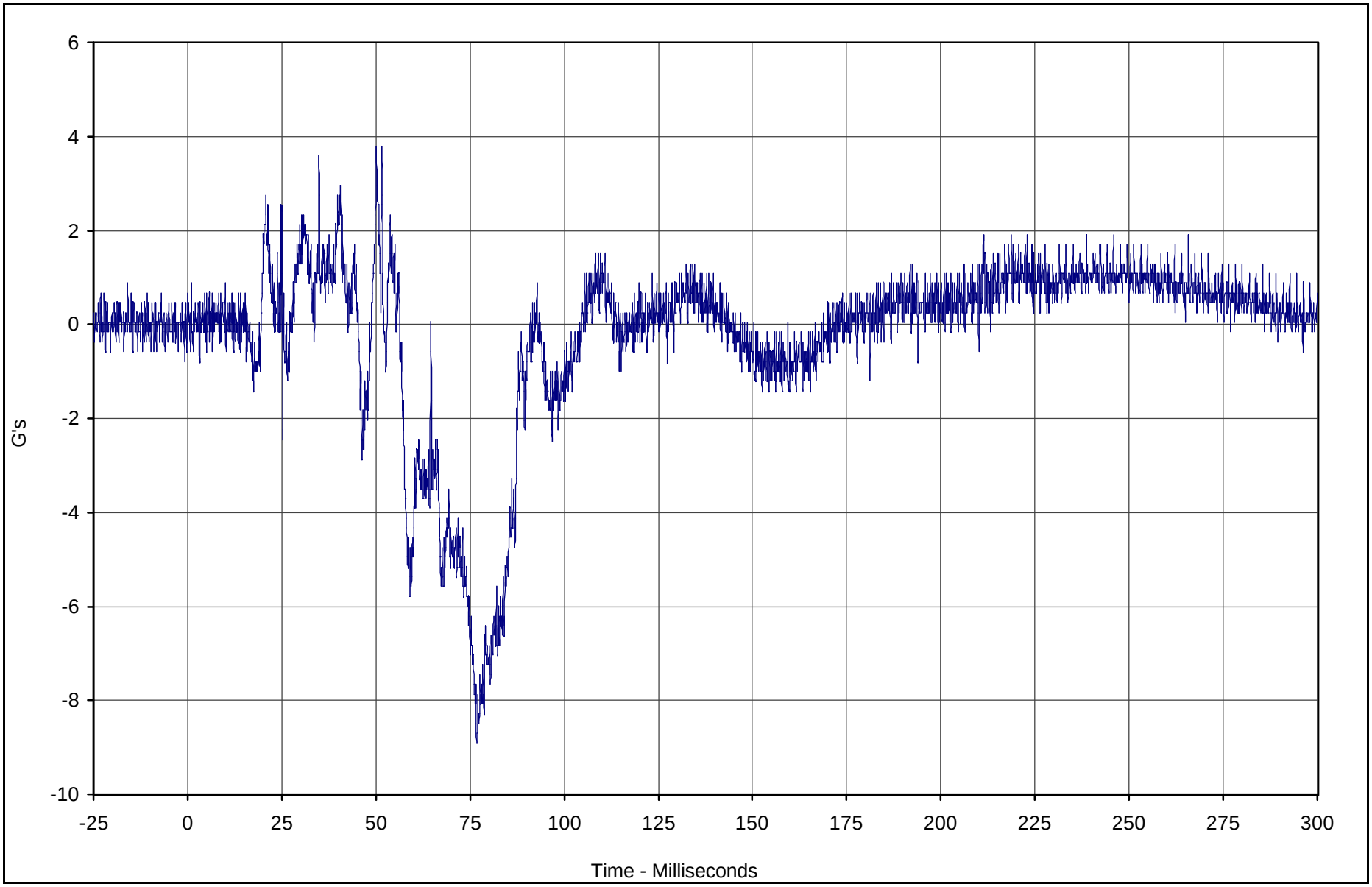

Curve Description	CURNO	Type	Units	Max	Time	Min	Time	SAE Class
Passenger Pelvis Y	065	FIL	G's	3.8	50.1	-8.9	76.8	1000

Test Vehicle: 2004 Lexus RX330 SUV

Test Date: 8/28/03

Test Program: 2003 NHTSA 35mph NCAP

NHTSA No.: M45101

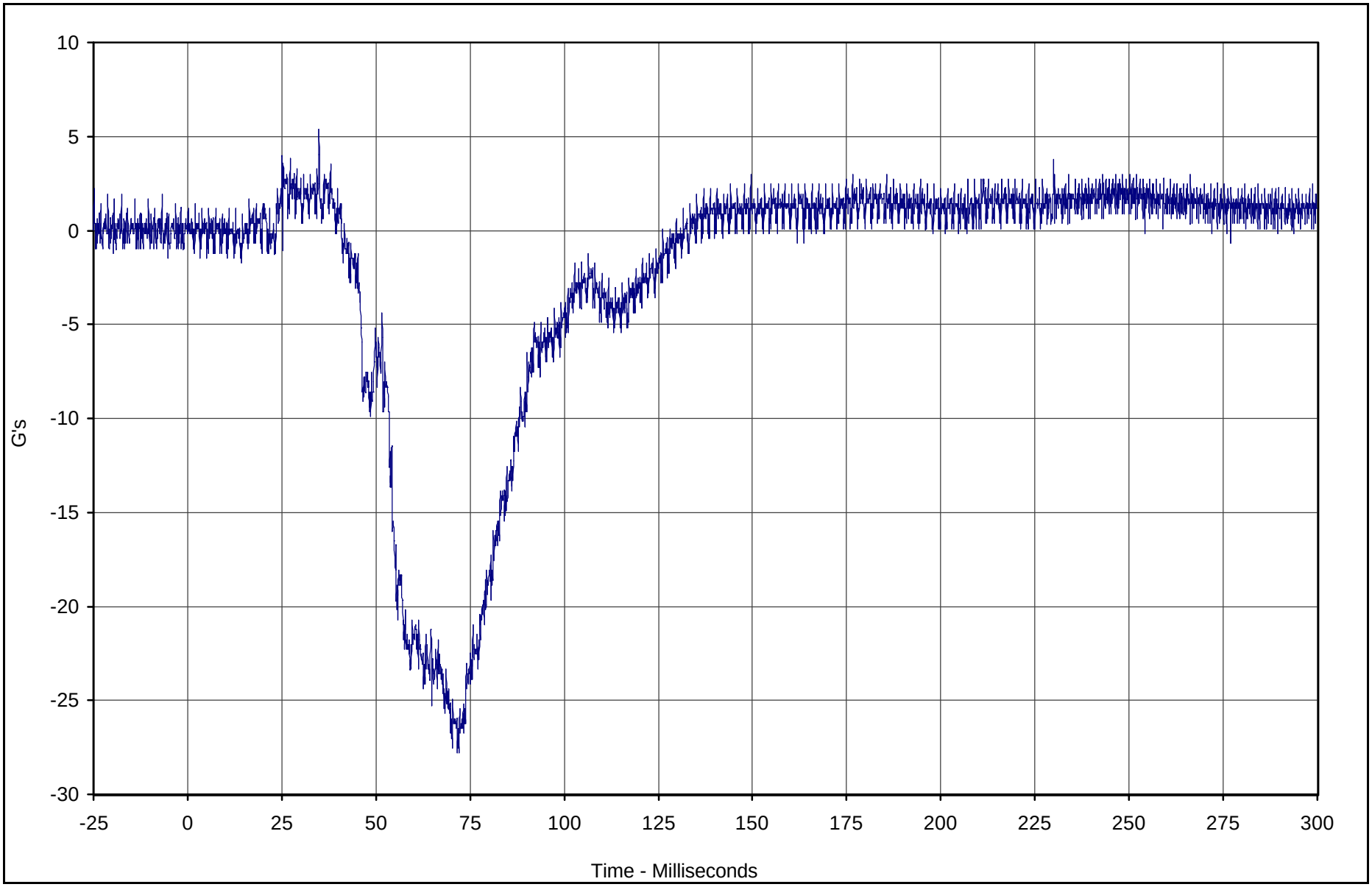

Curve Description	CURNO	Type	Units	Max	Time	Min	Time	SAE Class
Passenger Pelvis Z	066	FIL	G's	5.4	34.9	-27.8	71.6	1000

Test Vehicle: 2004 Lexus RX330 SUV

Test Date: 8/28/03

Test Program: 2003 NHTSA 35mph NCAP

NHTSA No.: M45101

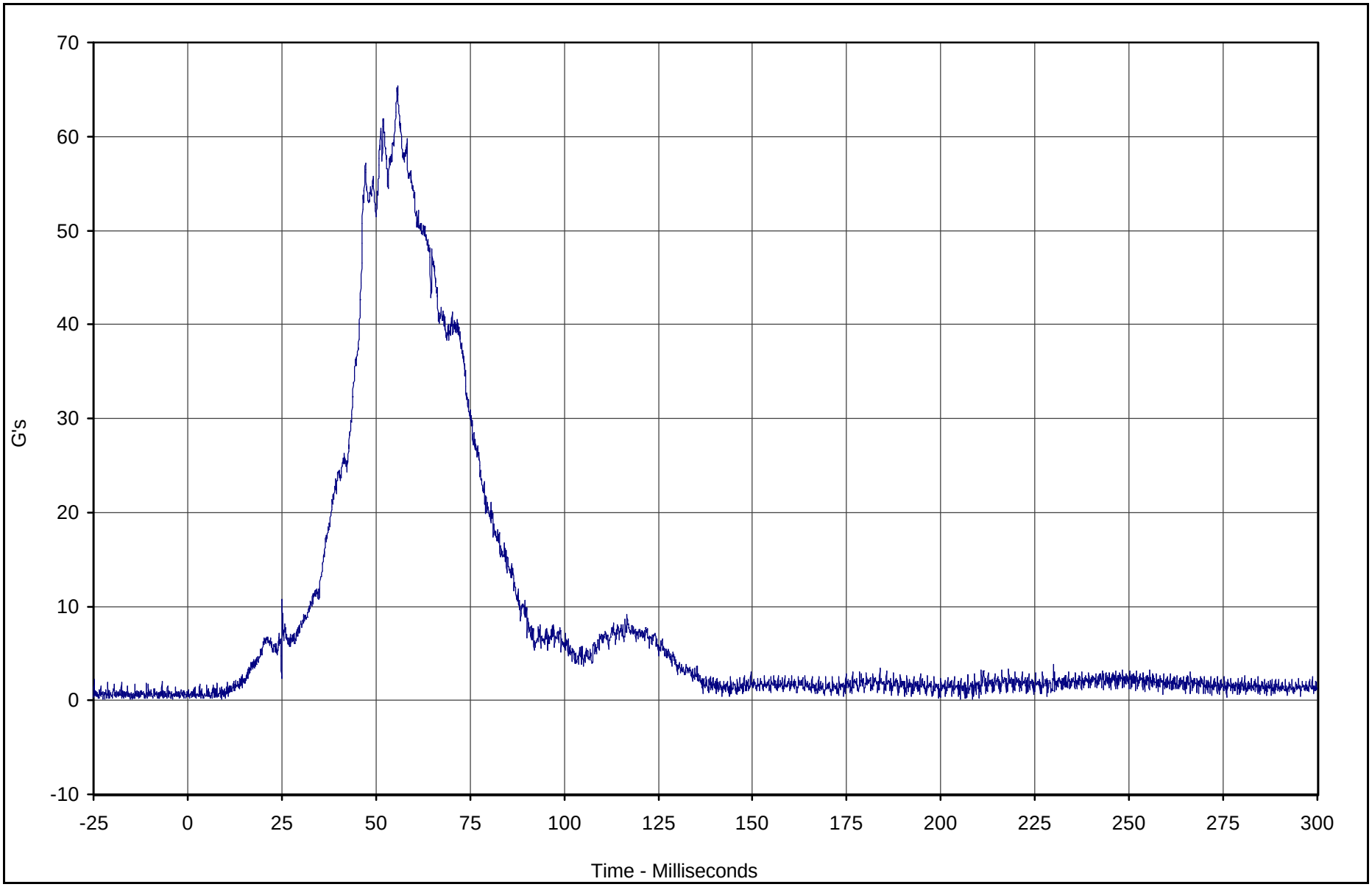

Curve Description	CURNO	Type	Units	Max	Time	Min	Time	SAE Class
Passenger Pelvis Resultant	066	RES	G's	65.4	55.8	0.2	9.1	1000

Test Vehicle: 2004 Lexus RX330 SUV

Test Date: 8/28/03

Test Program: 2003 NHTSA 35mph NCAP

NHTSA No.: M45101

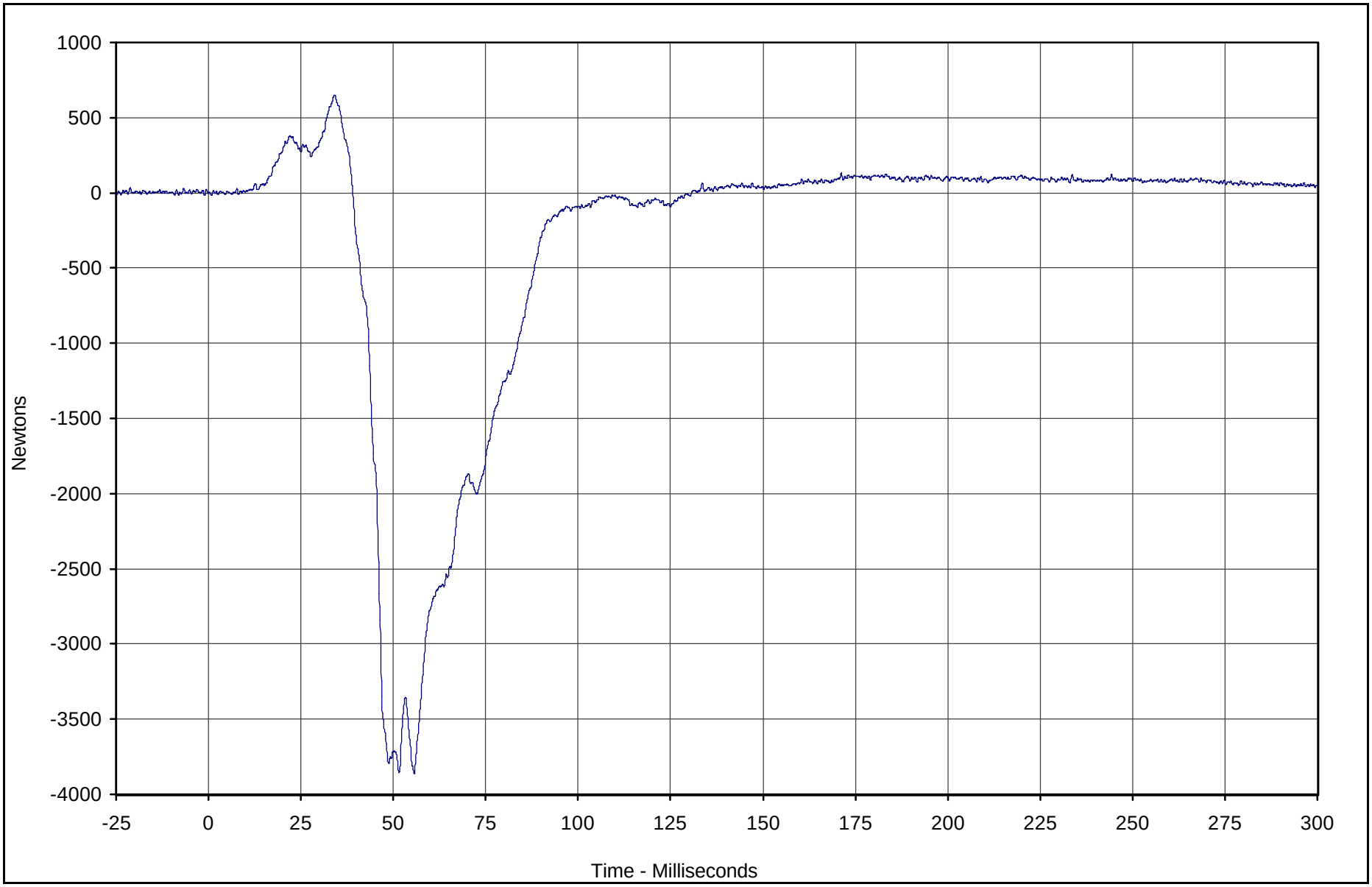

Curve Description	CURNO	Type	Units	Max	Time	Min	Time	SAE Class
Passenger Left Femur Force	067	FIL	Newtons	648.8	34.1	-3861.5	55.7	600

Test Vehicle: 2004 Lexus RX330 SUV

Test Date: 8/28/03

Test Program: 2003 NHTSA 35mph NCAP

NHTSA No.: M45101

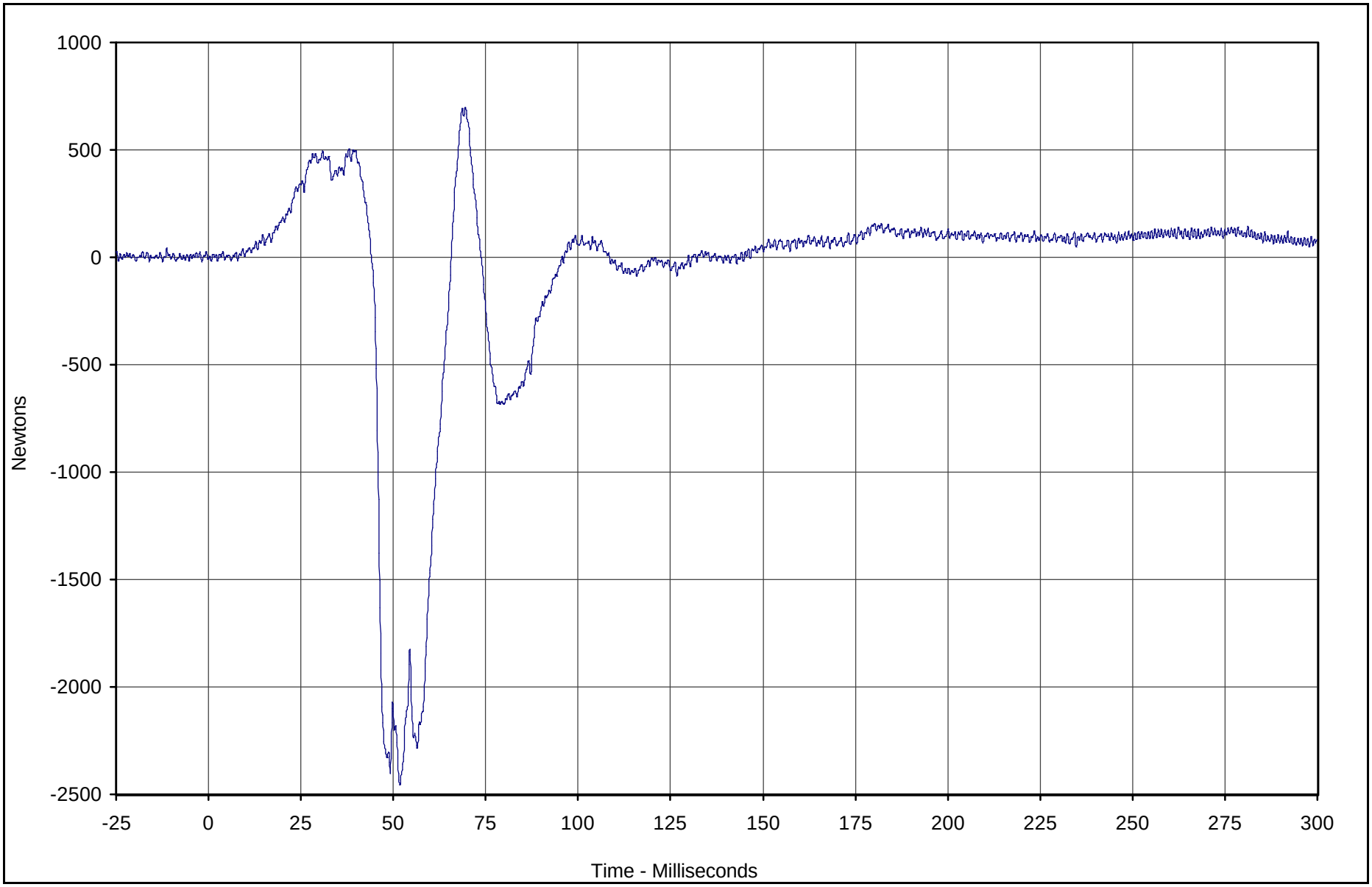

Curve Description	CURNO	Type	Units	Max	Time	Min	Time	SAE Class
Passenger Right Femur Force	068	FIL	Newtons	695.6	69.5	-2456.8	51.8	600

Test Vehicle: 2004 Lexus RX330 SUV

Test Date: 8/28/03

Test Program: 2003 NHTSA 35mph NCAP

NHTSA No.: M45101

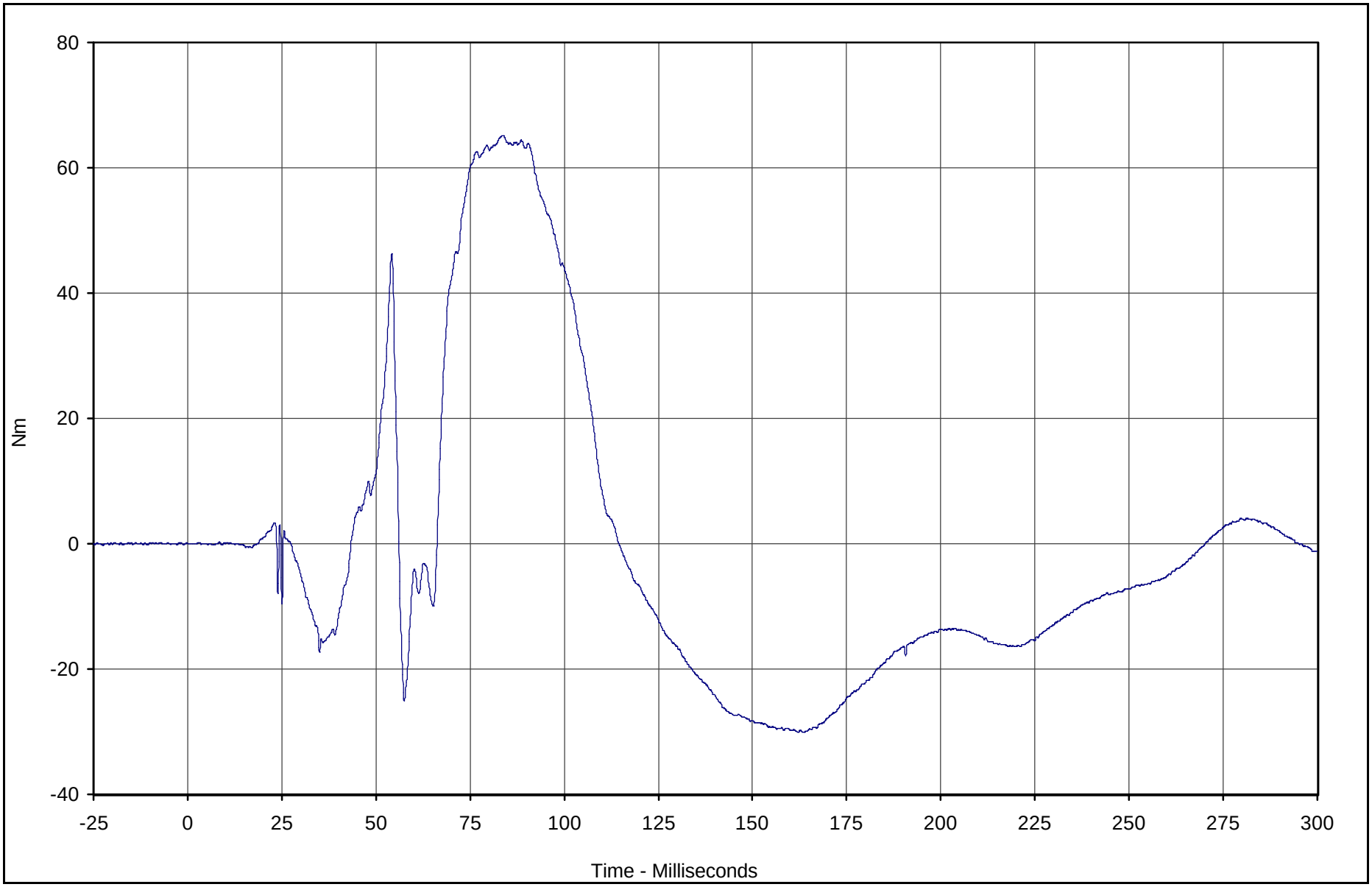

Curve Description	CURNO	Type	Units	Max	Time	Min	Time	SAE Class
Passenger Left Upper Tibia Moment X	069	FIL	Nm	65.1	83.8	-30.1	162.1	600

Test Vehicle: 2004 Lexus RX330 SUV

Test Date: 8/28/03

Test Program: 2003 NHTSA 35mph NCAP

NHTSA No.: M45101

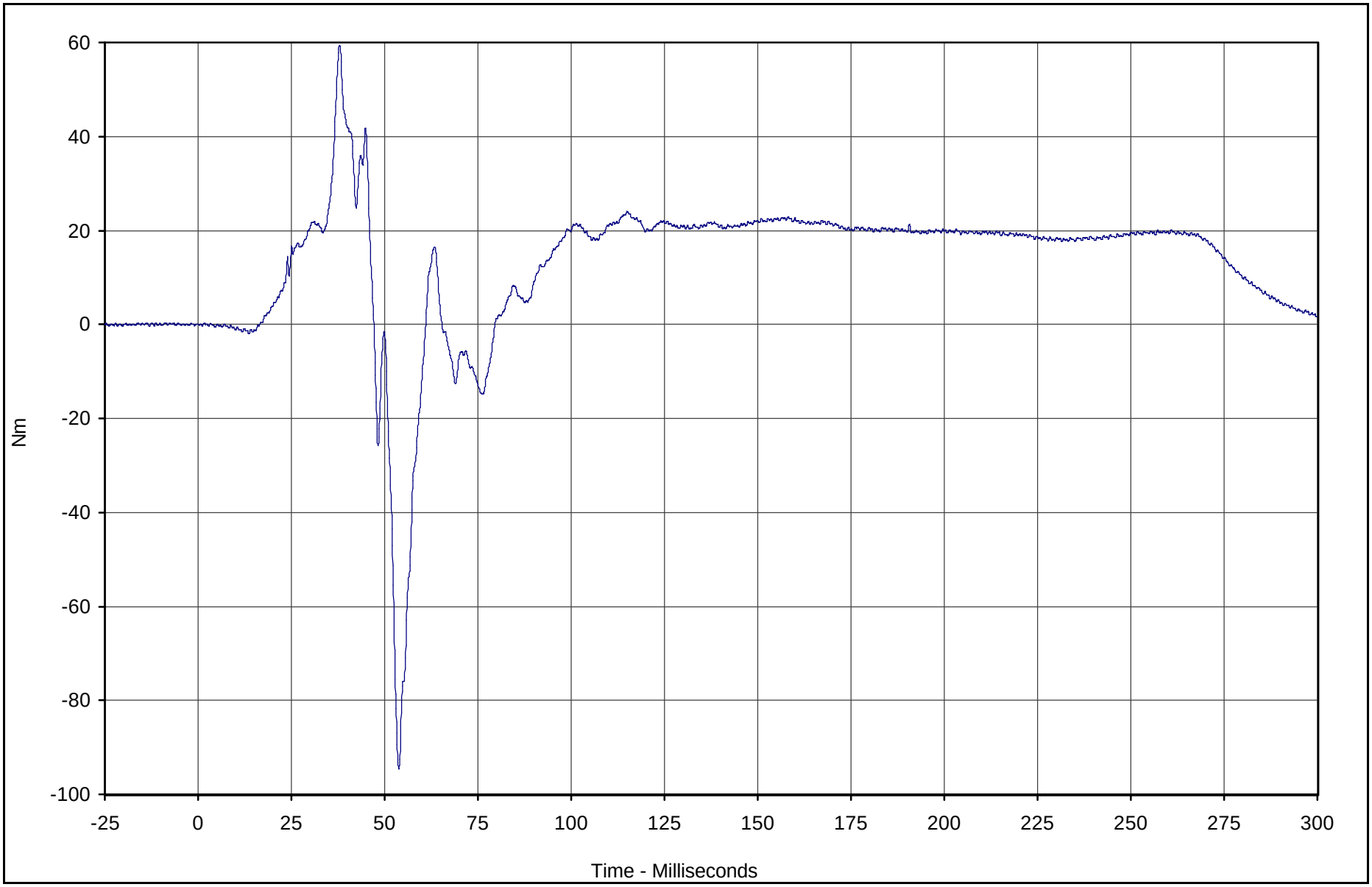

Curve Description	CURNO	Type	Units	Max	Time	Min	Time	SAE Class
Passenger Left Upper Tibia Moment Y	070	FIL	Nm	59.4	37.9	-94.7	53.8	600

Test Vehicle: 2004 Lexus RX330 SUV

Test Date: 8/28/03

Test Program: 2003 NHTSA 35mph NCAP

NHTSA No.: M45101

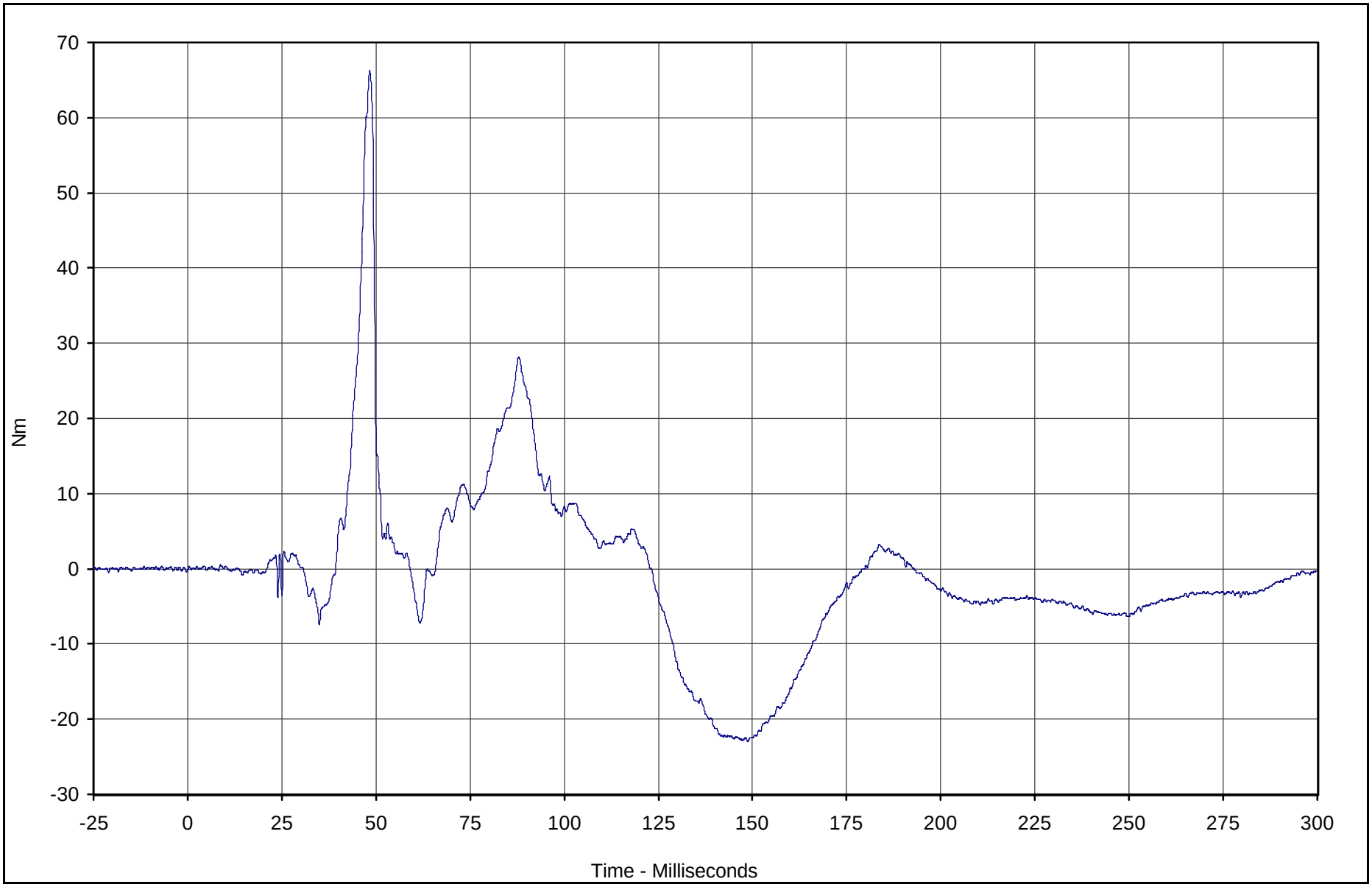

Curve Description	CURNO	Type	Units	Max	Time	Min	Time	SAE Class
Passenger Right Upper Tibia Moment X	071	FIL	Nm	66.3	48.3	-23.0	148.8	600

Test Vehicle: 2004 Lexus RX330 SUV

Test Date: 8/28/03

Test Program: 2003 NHTSA 35mph NCAP

NHTSA No.: M45101

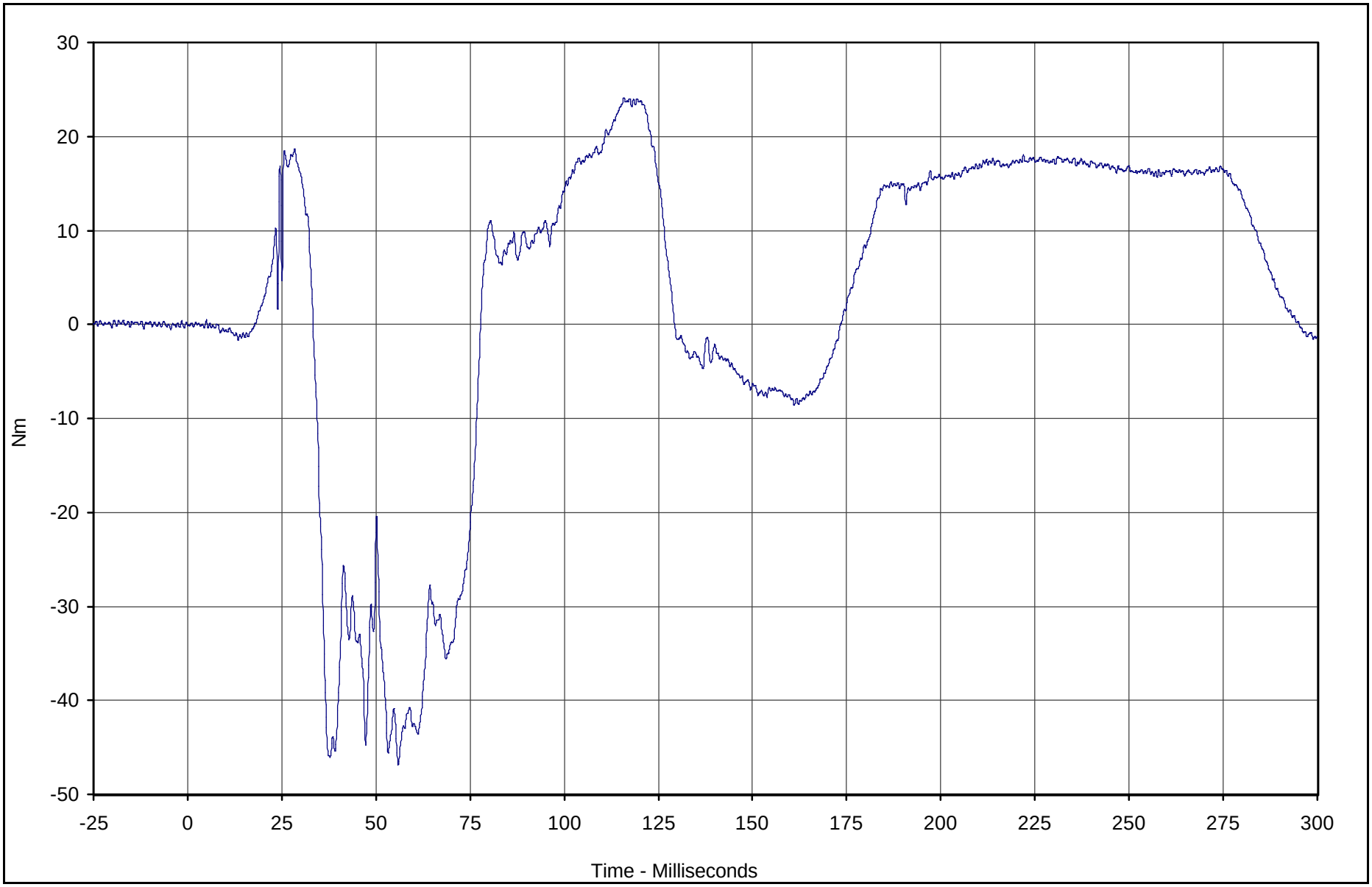

Curve Description	CURNO	Type	Units	Max	Time	Min	Time	SAE Class
Passenger Right Upper Tibia Moment Y	072	FIL	Nm	24.1	115.9	-46.9	55.9	600

Test Vehicle: 2004 Lexus RX330 SUV

Test Date: 8/28/03

Test Program: 2003 NHTSA 35mph NCAP

NHTSA No.: M45101

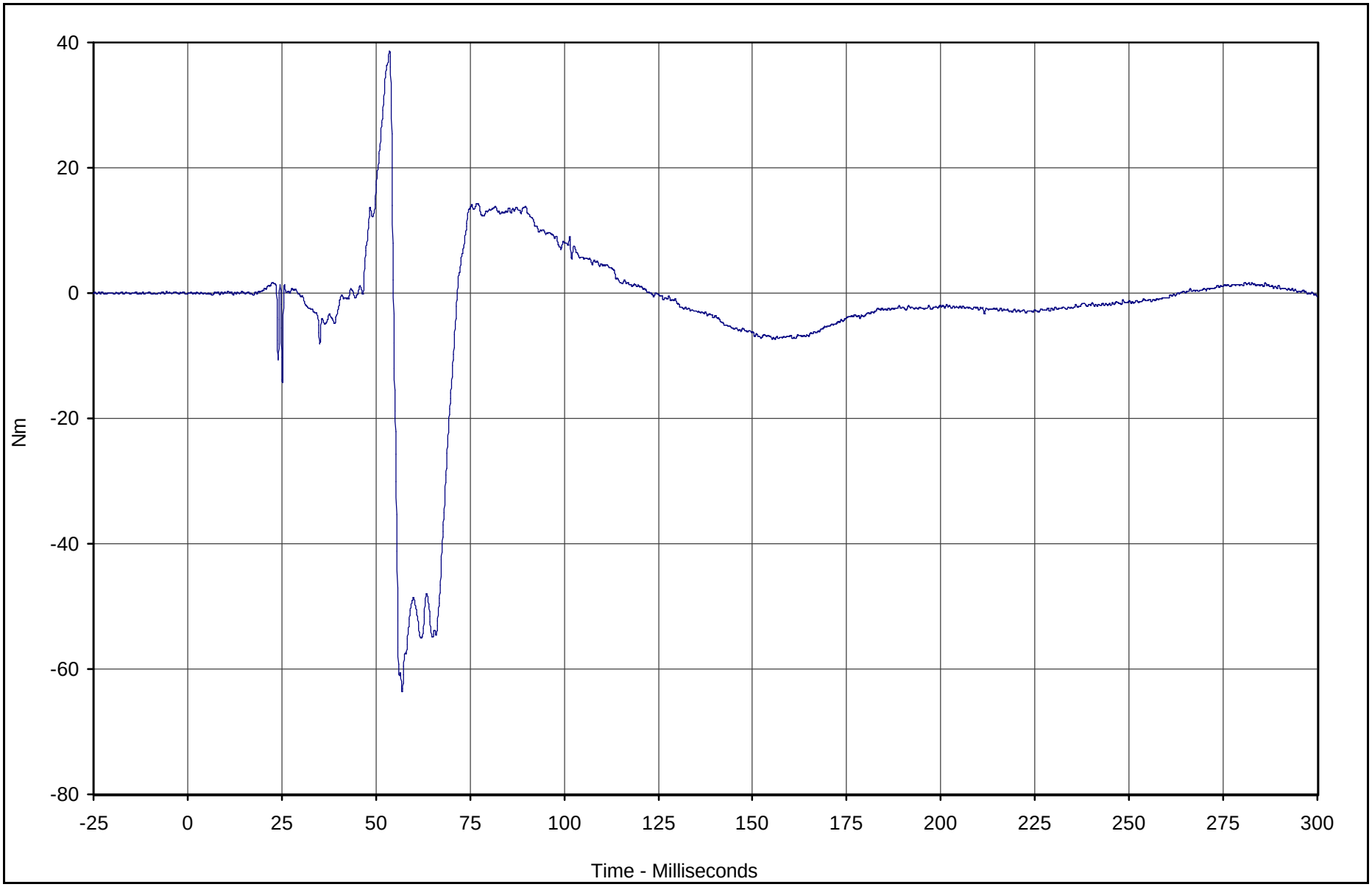

Curve Description	CURNO	Type	Units	Max	Time	Min	Time	SAE Class
Passenger Left Lower Tibia Moment X	073	FIL	Nm	38.6	53.6	-63.7	57.0	600

Test Vehicle: 2004 Lexus RX330 SUV

Test Date: 8/28/03

Test Program: 2003 NHTSA 35mph NCAP

NHTSA No.: M45101

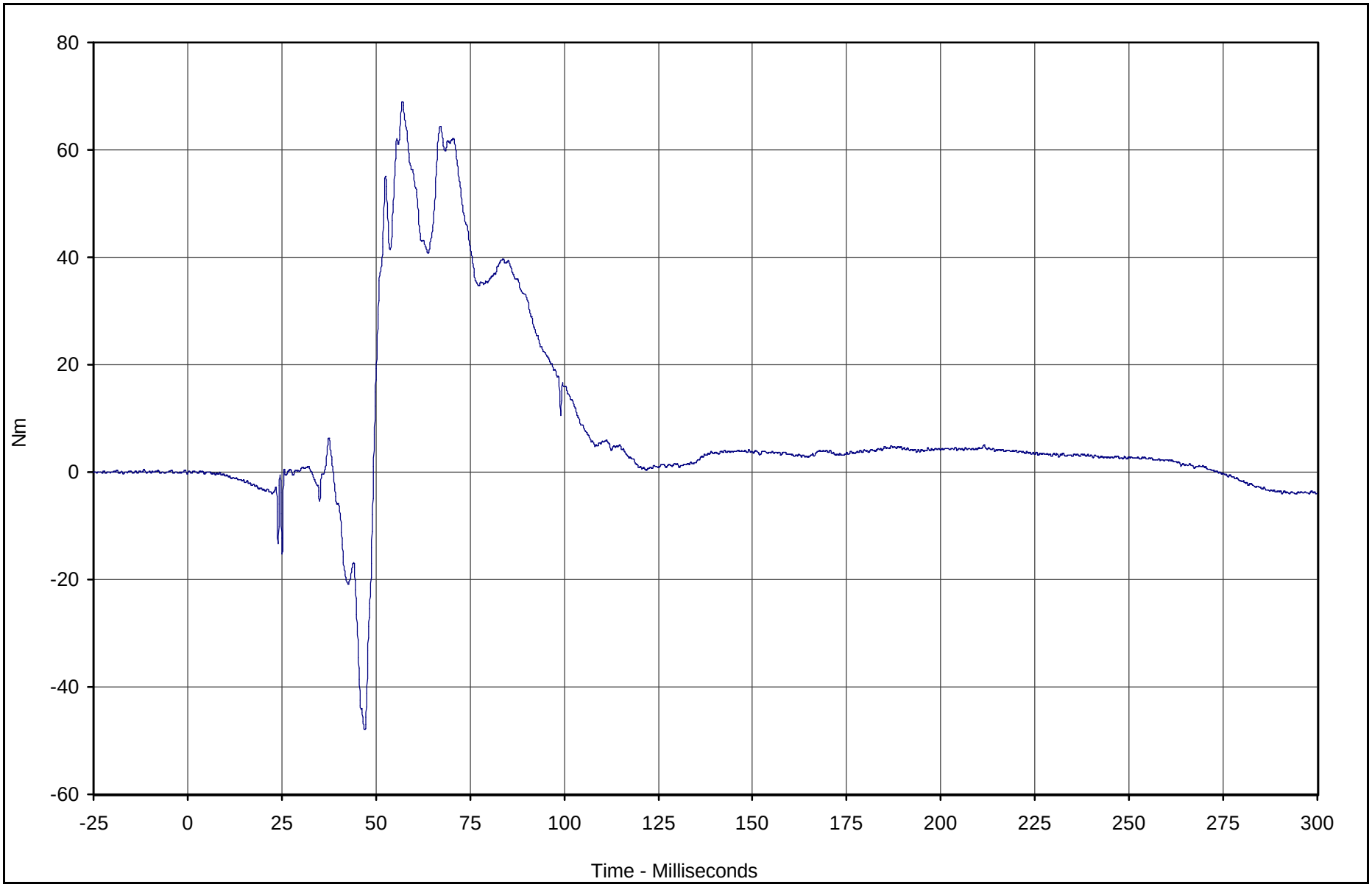

Curve Description	CURNO	Type	Units	Max	Time	Min	Time	SAE Class
Passenger Left Lower Tibia Moment Y	074	FIL	Nm	69.0	57.0	-47.9	47.1	600

Test Vehicle: 2004 Lexus RX330 SUV

Test Date: 8/28/03

Test Program: 2003 NHTSA 35mph NCAP

NHTSA No.: M45101

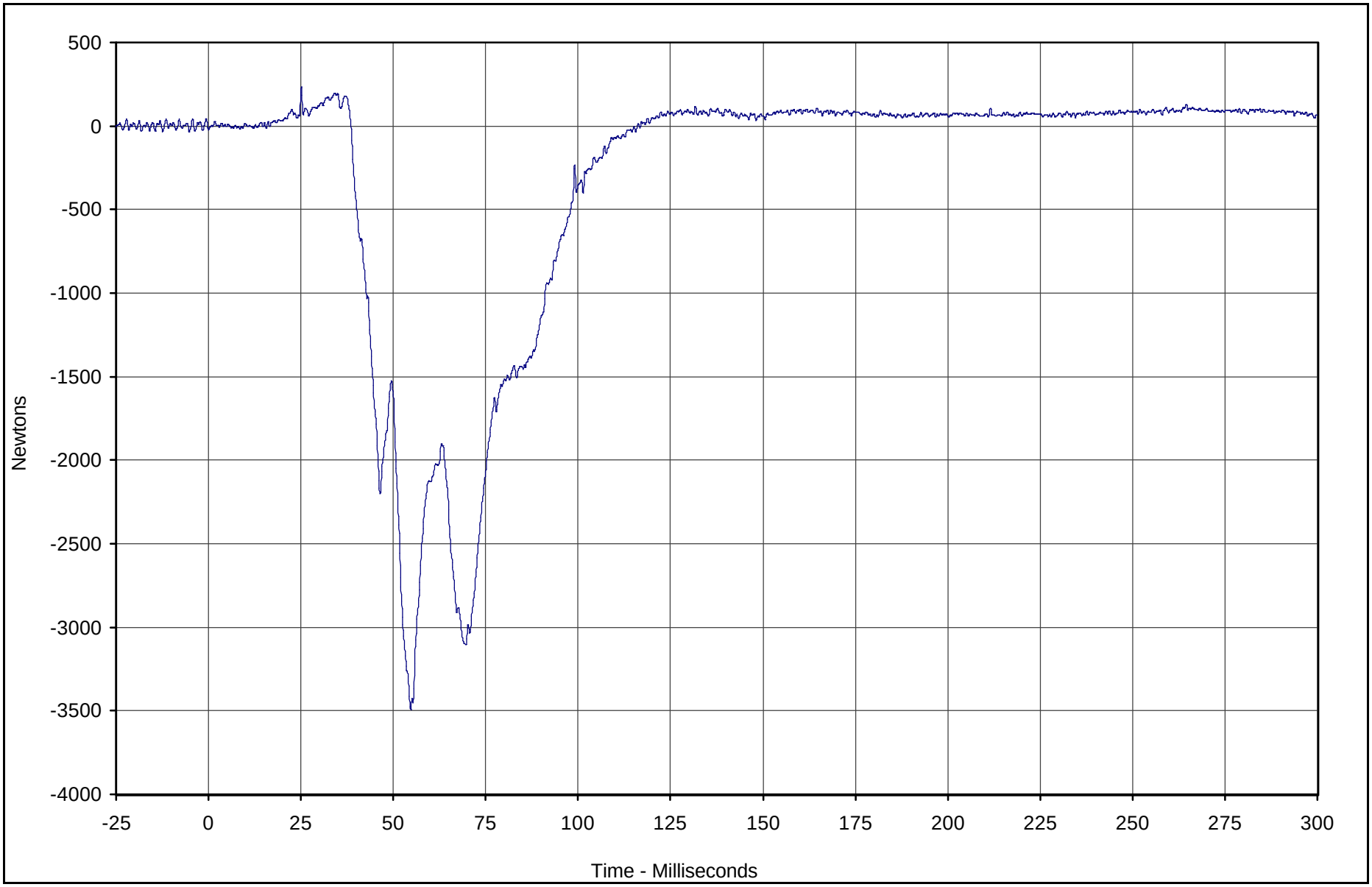

Curve Description	CURNO	Type	Units	Max	Time	Min	Time	SAE Class
Passenger Left Lower Tibia Force Z	075	FIL	Newtons	236.6	25.1	-3493.7	54.7	600

Test Vehicle: 2004 Lexus RX330 SUV

Test Date: 8/28/03

Test Program: 2003 NHTSA 35mph NCAP

NHTSA No.: M45101

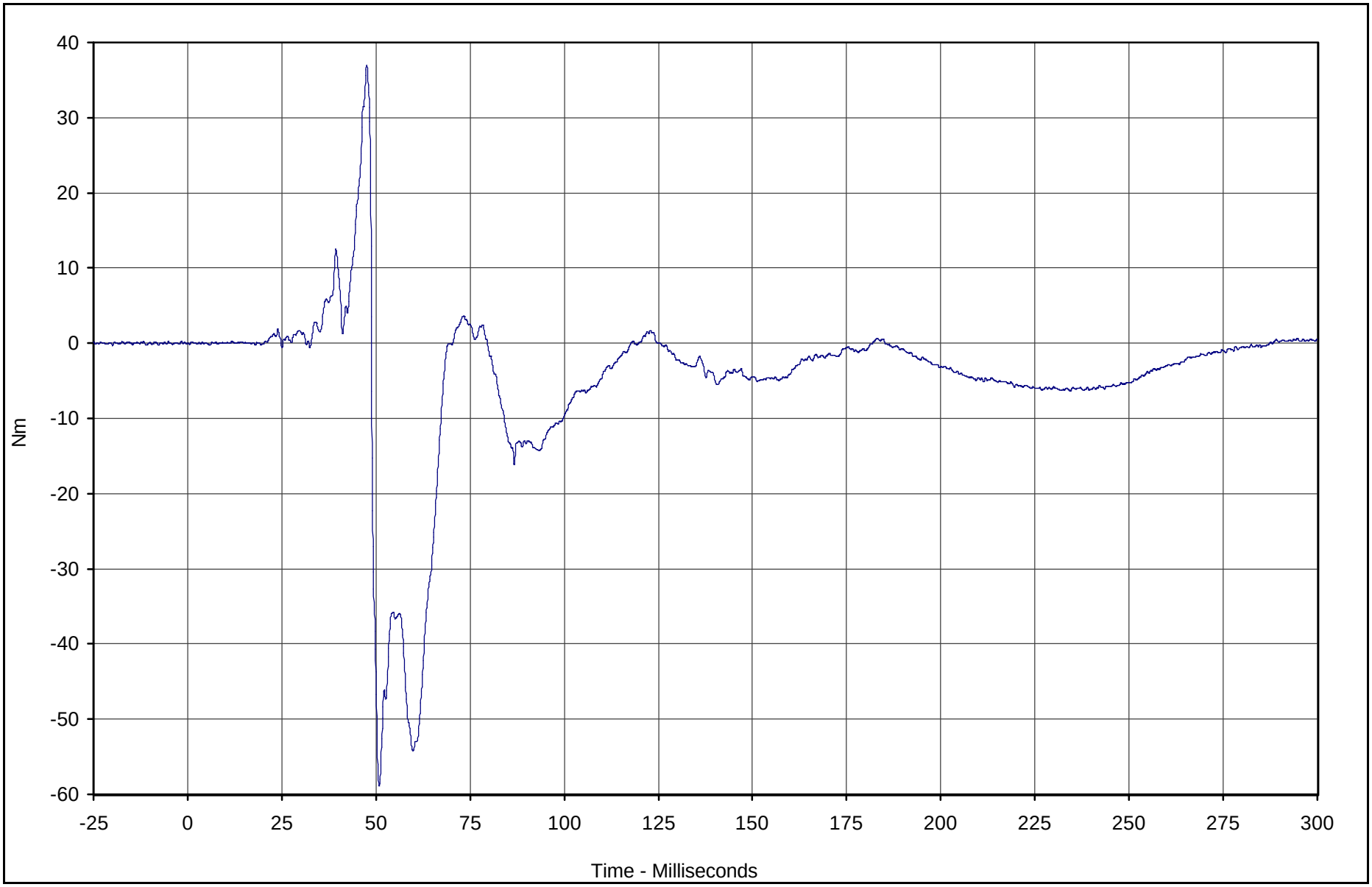

Curve Description	CURNO	Type	Units	Max	Time	Min	Time	SAE Class
Passenger Right Lower Tibia Moment X	076	FIL	Nm	37.0	47.6	-58.9	50.8	600

Test Vehicle: 2004 Lexus RX330 SUV

Test Date: 8/28/03

Test Program: 2003 NHTSA 35mph NCAP

NHTSA No.: M45101

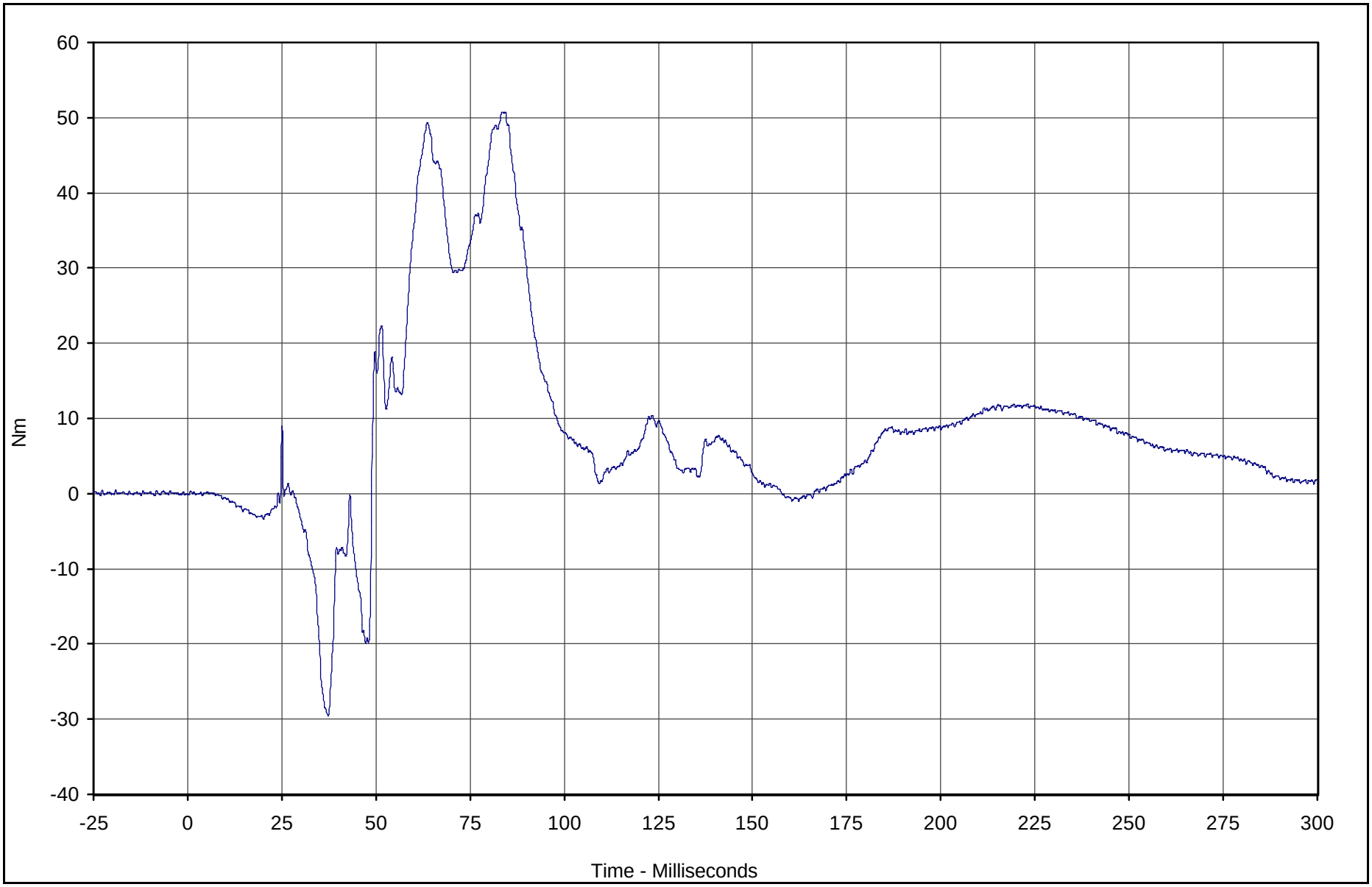

Curve Description	CURNO	Type	Units	Max	Time	Min	Time	SAE Class
Passenger Right Lower Tibia Moment Y	077	FIL	Nm	50.8	84.3	-29.6	37.3	600

Test Vehicle: 2004 Lexus RX330 SUV

Test Date: 8/28/03

Test Program: 2003 NHTSA 35mph NCAP

NHTSA No.: M45101

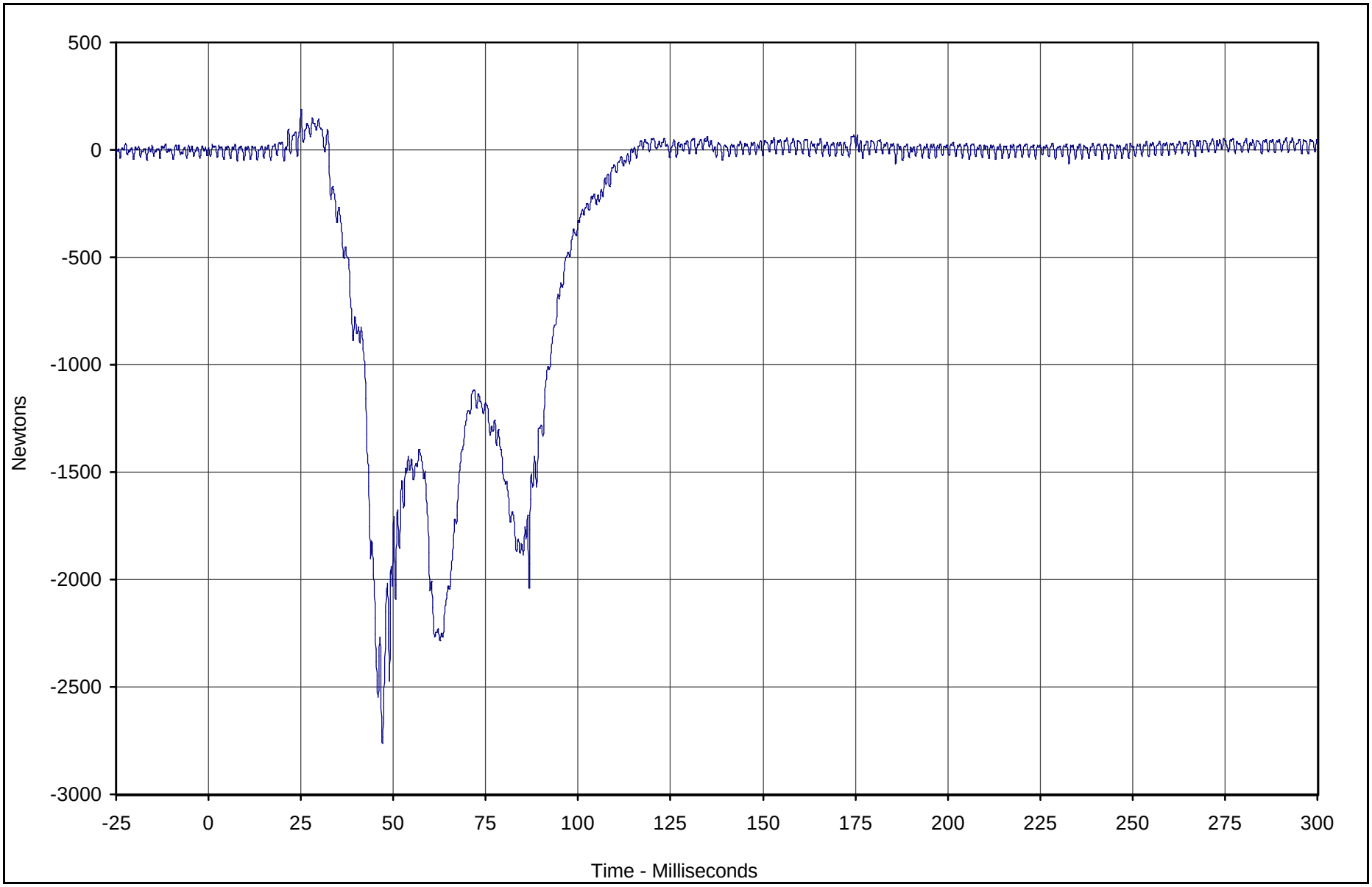

Curve Description	CURNO	Type	Units	Max	Time	Min	Time	SAE Class
Passenger Right lower Tibia Force Z	078	FIL	Newtons	187.5	25.1	-2764.1	47.1	600

Test Vehicle: 2004 Lexus RX330 SUV

Test Date: 8/28/03

Test Program: 2003 NHTSA 35mph NCAP

NHTSA No.: M45101

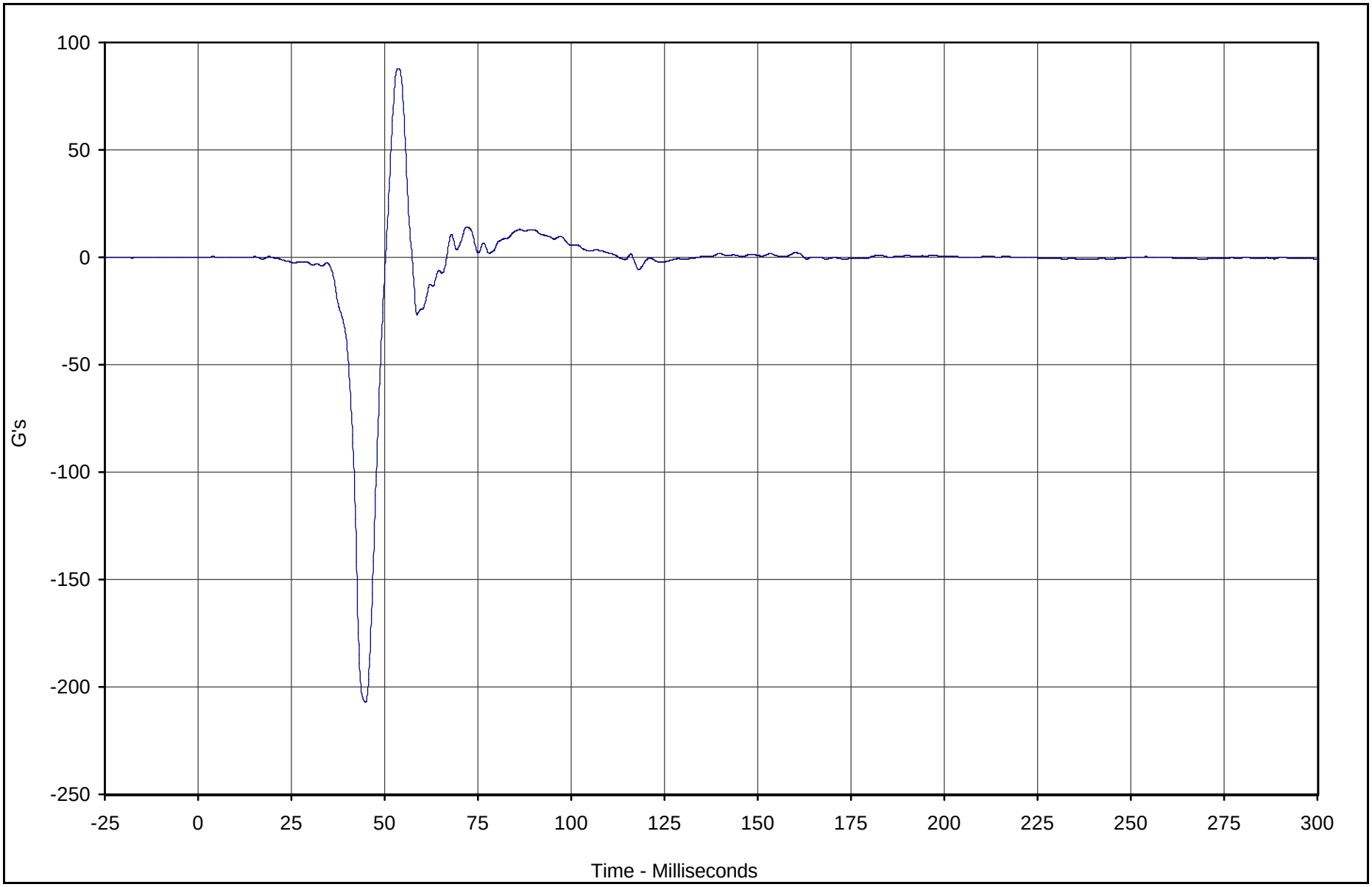

Curve Description	CURNO	Type	Units	Max	Time	Min	Time	SAE Class
Passenger Left Foot Aft X	079	FIL	G's	87.8	53.6	-207.0	44.9	180

Test Vehicle: 2004 Lexus RX330 SUV

Test Date: 8/28/03

Test Program: 2003 NHTSA 35mph NCAP

NHTSA No.: M45101

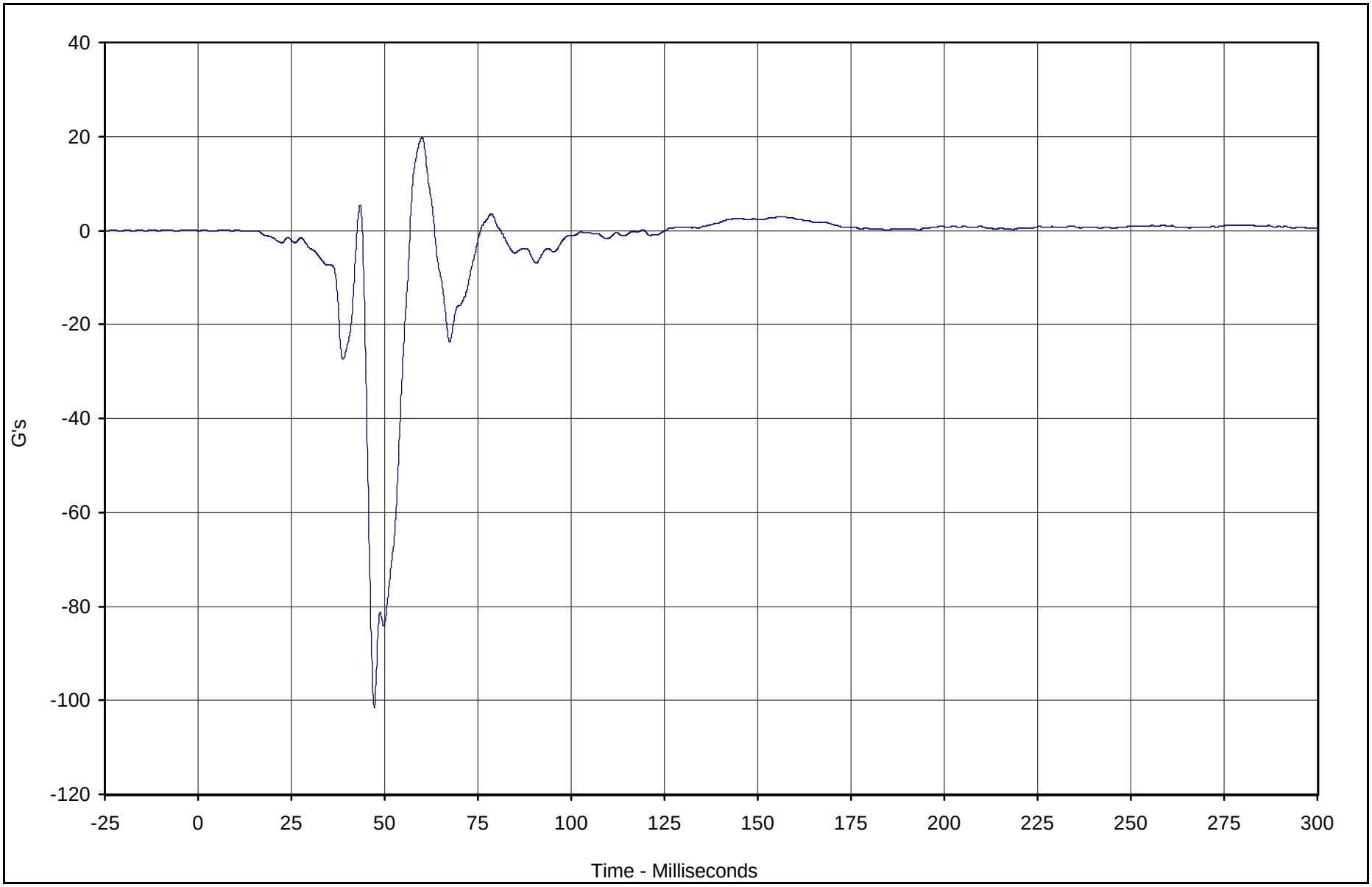

Curve Description	CURNO	Type	Units	Max	Time	Min	Time	SAE Class
Passenger Left Foot Aft Z	080	FIL	G's	19.7	60.1	-101.6	47.2	180

Test Vehicle: 2004 Lexus RX330 SUV

Test Date: 8/28/03

Test Program: 2003 NHTSA 35mph NCAP

NHTSA No.: M45101

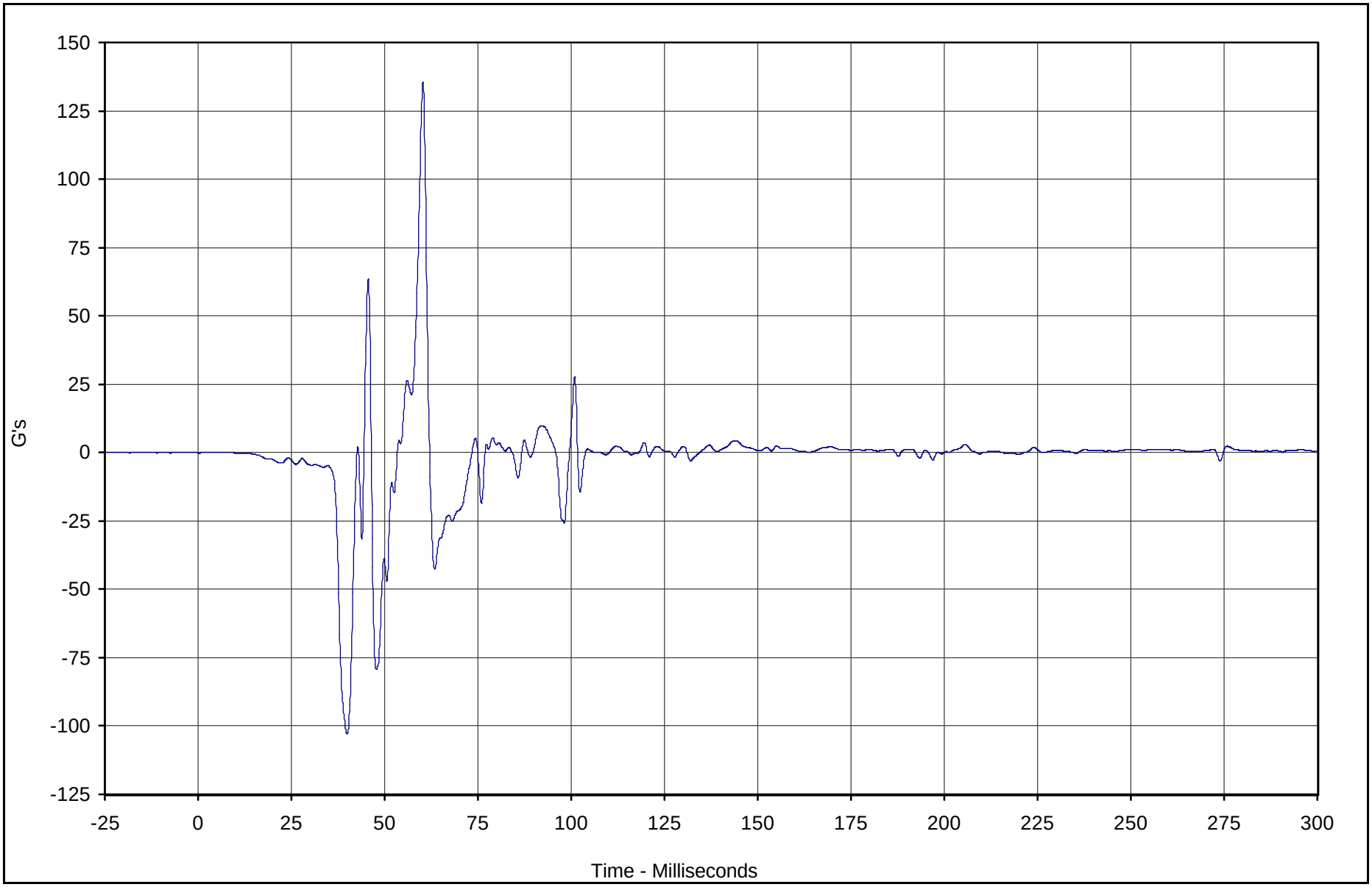

Curve Description	CURNO	Type	Units	Max	Time	Min	Time	SAE Class
Passenger Left Foot Fore Z	081	FIL	G's	135.4	60.3	-103.1	40.0	180

Test Vehicle: 2004 Lexus RX330 SUV

Test Date: 8/28/03

Test Program: 2003 NHTSA 35mph NCAP

NHTSA No.: M45101

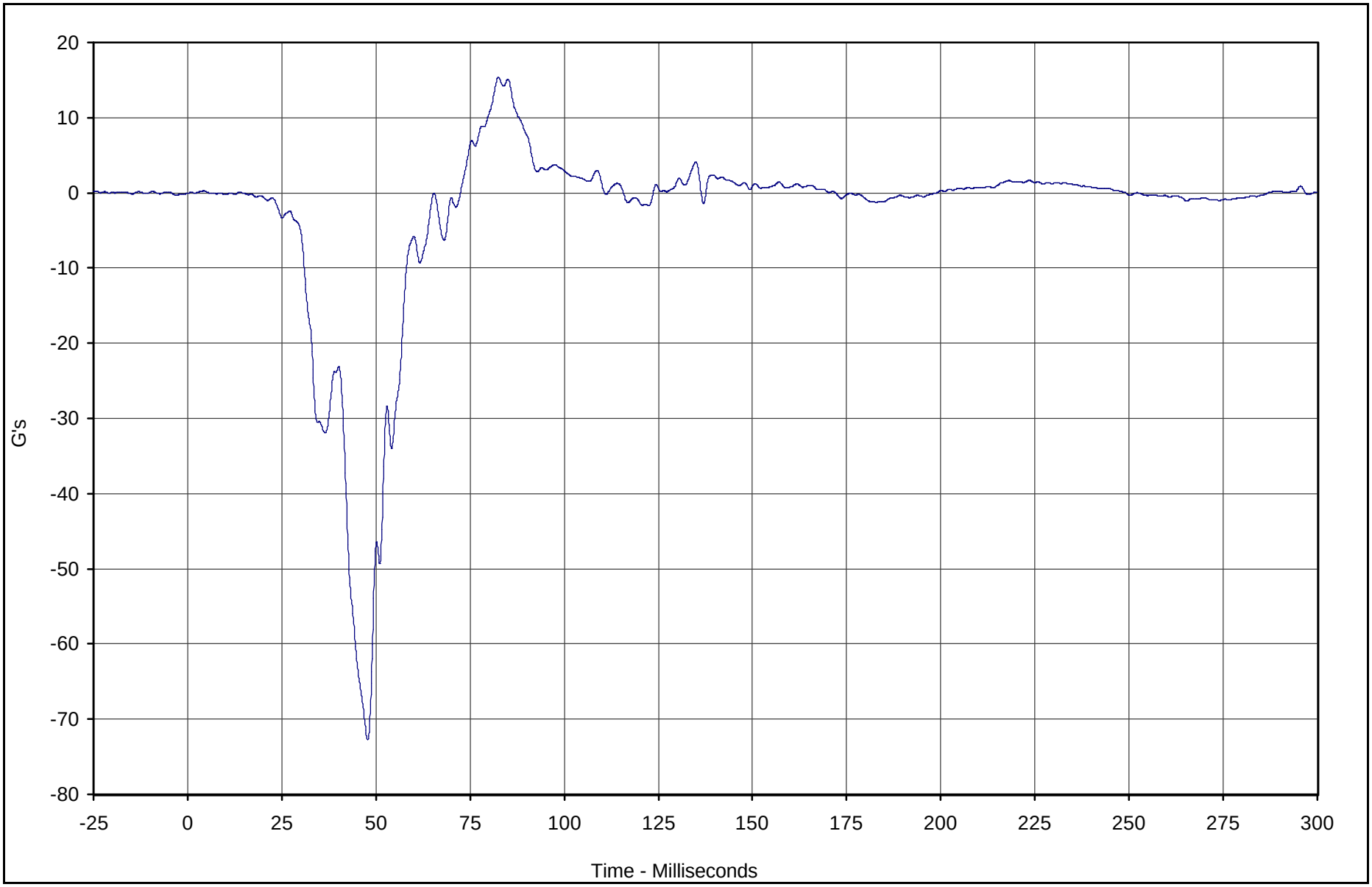

Curve Description	CURNO	Type	Units	Max	Time	Min	Time	SAE Class
Passenger Right Foot Aft X	082	FIL	G's	15.4	82.5	-72.8	47.8	180

Test Vehicle: 2004 Lexus RX330 SUV

Test Date: 8/28/03

Test Program: 2003 NHTSA 35mph NCAP

NHTSA No.: M45101

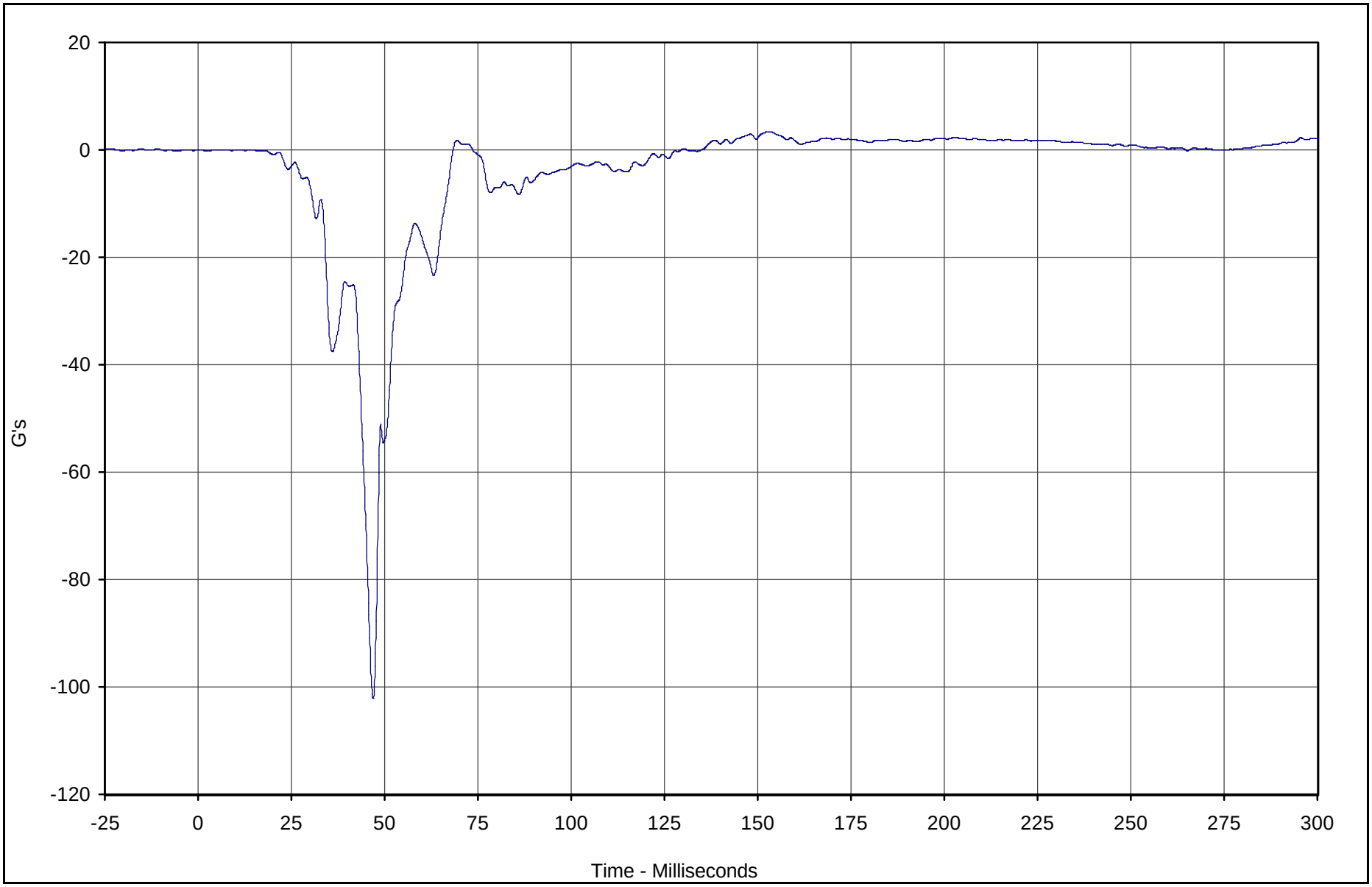

Curve Description	CURNO	Type	Units	Max	Time	Min	Time	SAE Class
Passenger Right Foot Aft Z	083	FIL	G's	3.4	153.4	-102.2	46.9	180

Test Vehicle: 2004 Lexus RX330 SUV

Test Date: 8/28/03

Test Program: 2003 NHTSA 35mph NCAP

NHTSA No.: M45101

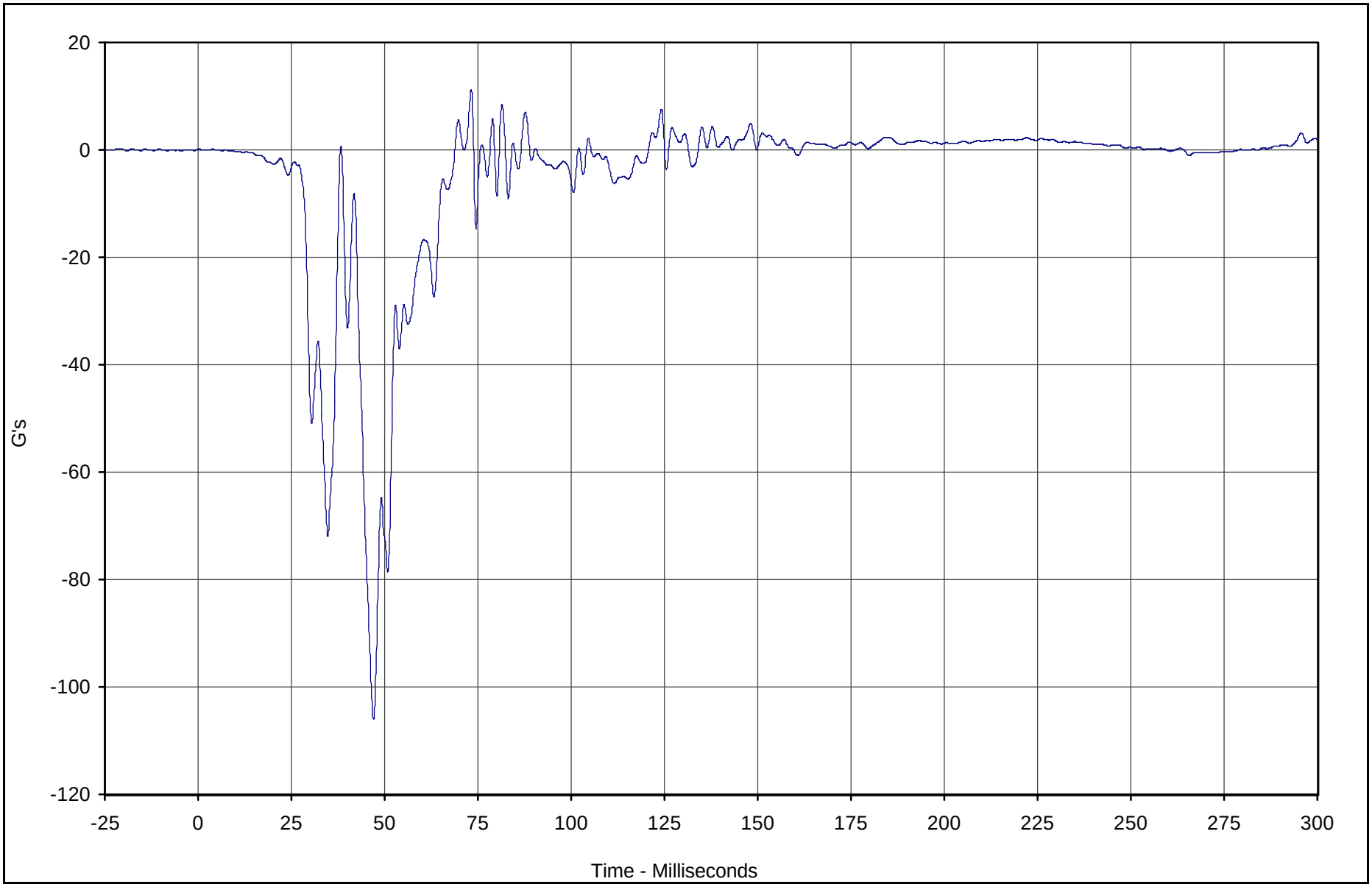

Curve Description	CURNO	Type	Units	Max	Time	Min	Time	SAE Class
Passenger Right Foot Fore Z	084	FIL	G's	11.2	73.2	-106.0	47.0	180

Test Vehicle: 2004 Lexus RX330 SUV

Test Date: 8/28/03

Test Program: 2003 NHTSA 35mph NCAP

NHTSA No.: M45101

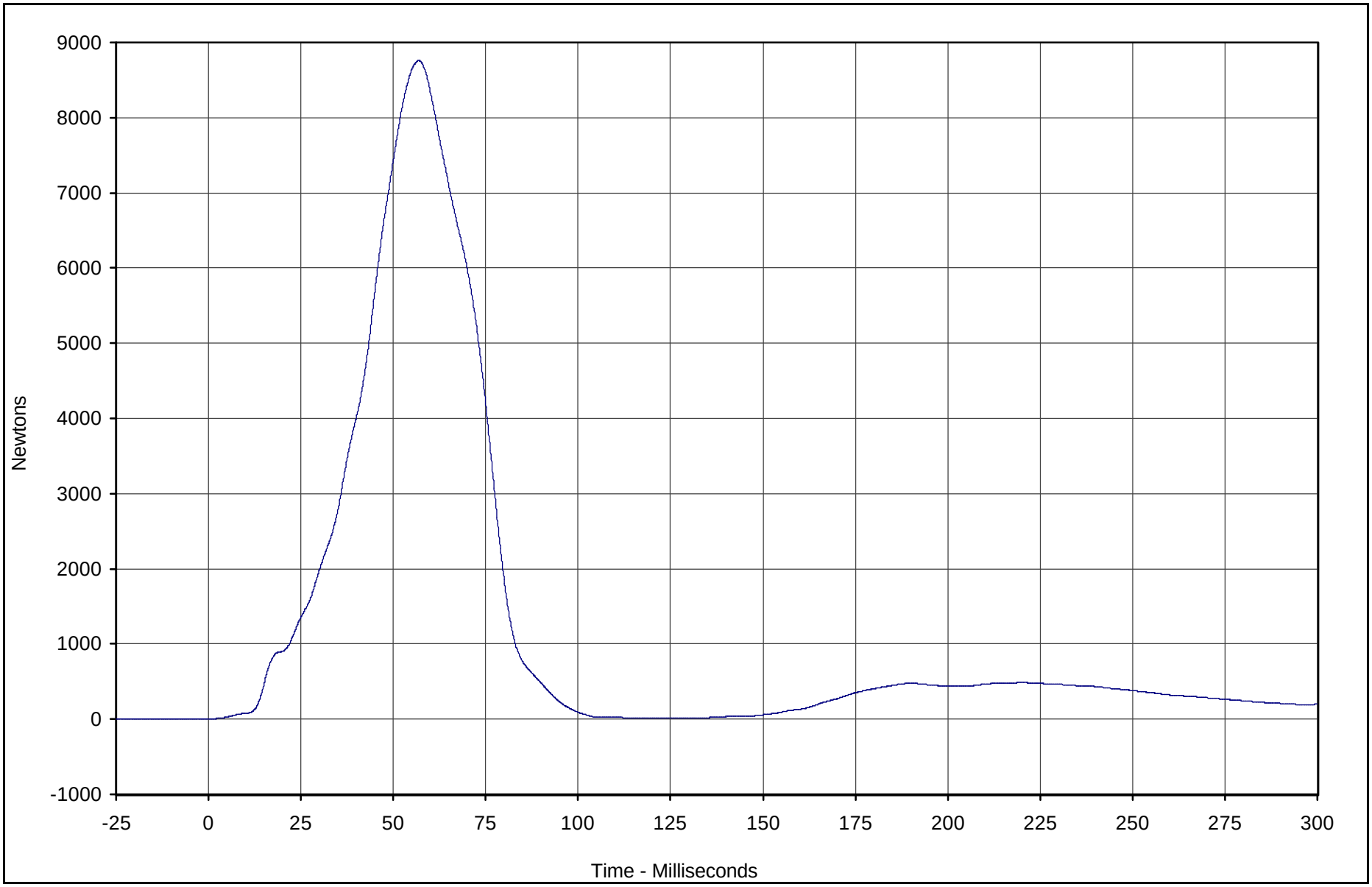

Curve Description	CURNO	Type	Units	Max	Time	Min	Time	SAE Class
Passenger Lap Belt Force	085	FIL	Newtons	8758.2	56.8	2.4	0.0	60

Test Vehicle: 2004 Lexus RX330 SUV

Test Date: 8/28/03

Test Program: 2003 NHTSA 35mph NCAP

NHTSA No.: M45101

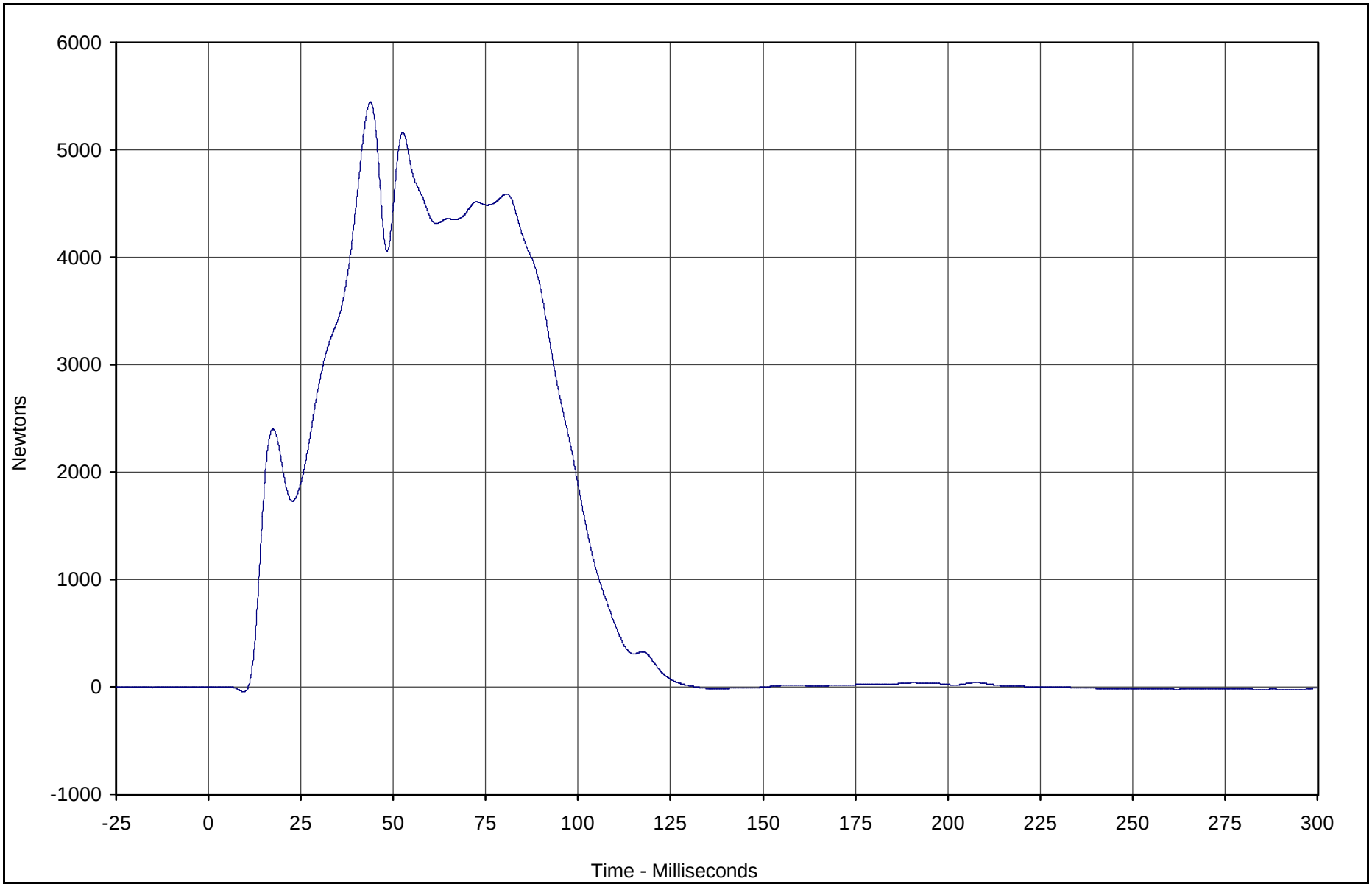

Curve Description	CURNO	Type	Units	Max	Time	Min	Time	SAE Class
Passenger Shoulder Belt Force	086	FIL	Newtons	5443.7	43.8	-46.7	9.5	60

Test Vehicle: 2004 Lexus RX330 SUV

Test Date: 8/28/03

Test Program: 2003 NHTSA 35mph NCAP

NHTSA No.: M45101

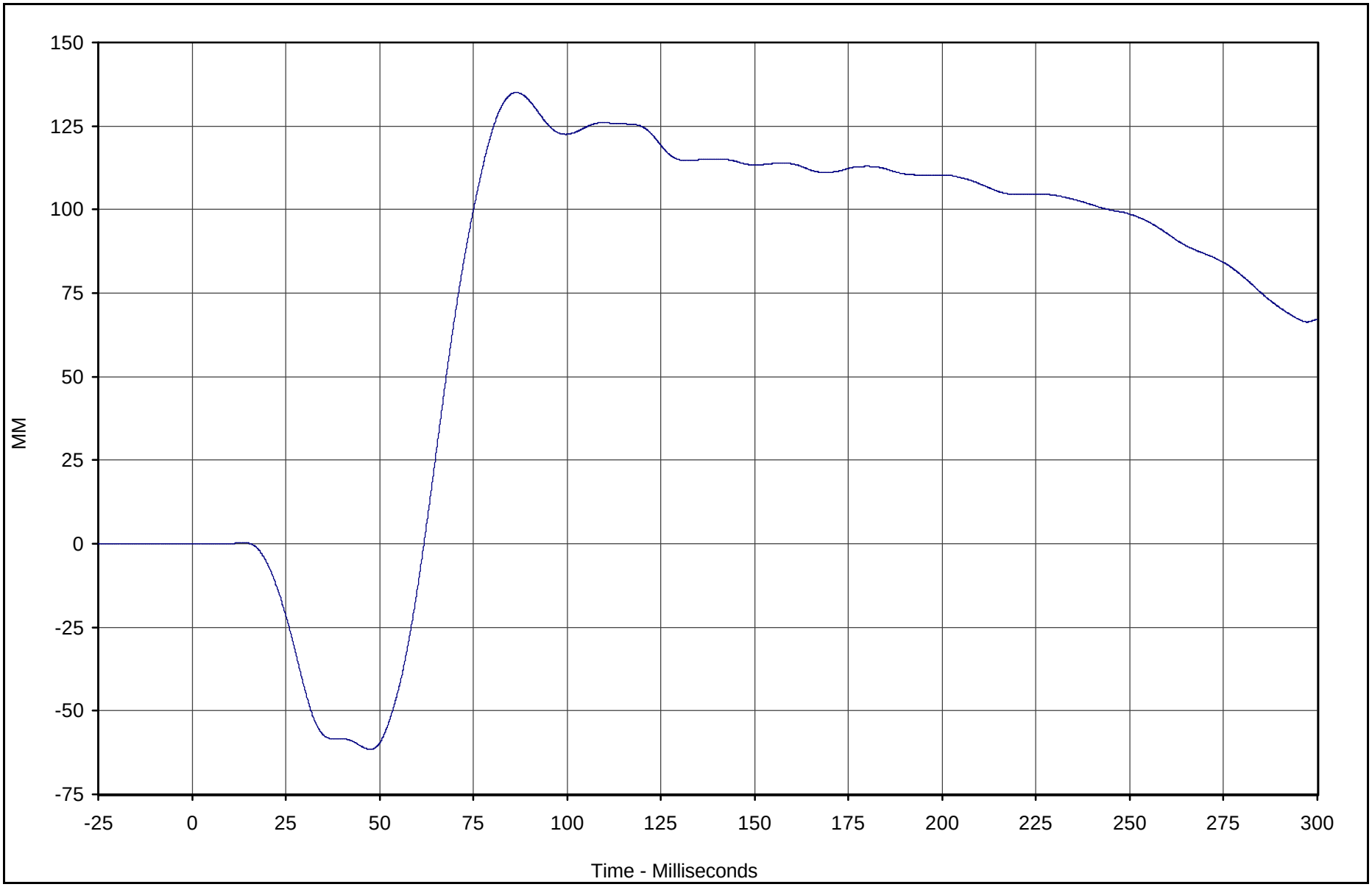

Curve Description	CURNO	Type	Units	Max	Time	Min	Time	SAE Class
Passenger Shoulder Belt Pullout	087	FIL	MM	135.0	86.4	-61.5	47.5	60

Test Vehicle: 2004 Lexus RX330 SUV

Test Date: 8/28/03

Test Program: 2003 NHTSA 35mph NCAP

NHTSA No.: M45101

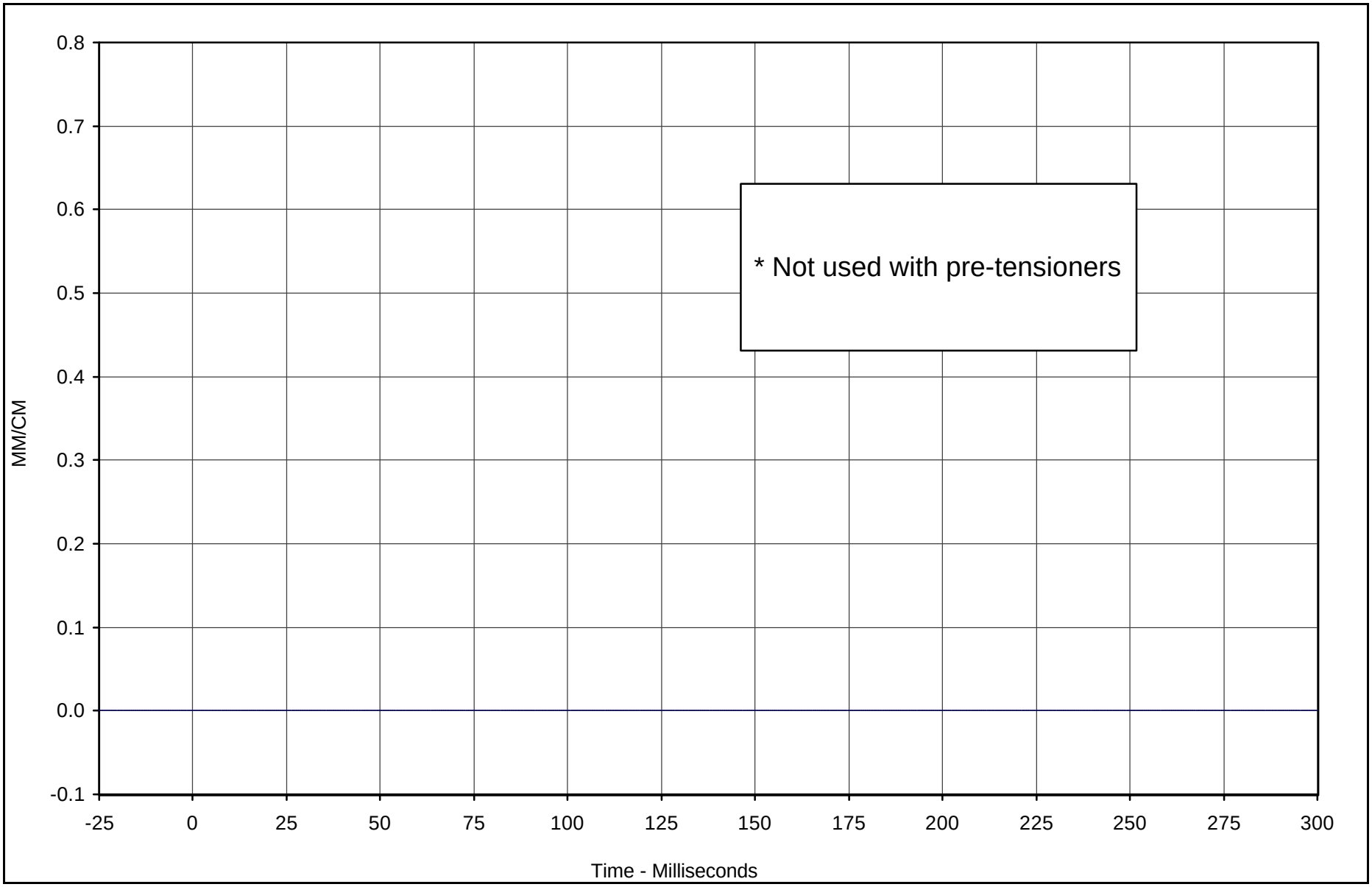

Curve Description	CURNO	Type	Units	Max	Time	Min	Time	SAE Class
Passenger Shoulder Belt Elongation	088	FIL	MM/CM	0.00	0.0	0.00	0.0	60

Test Vehicle: 2004 Lexus RX330 SUV

Test Date: 8/28/03

Test Program: 2003 NHTSA 35mph NCAP

NHTSA No.: M45101

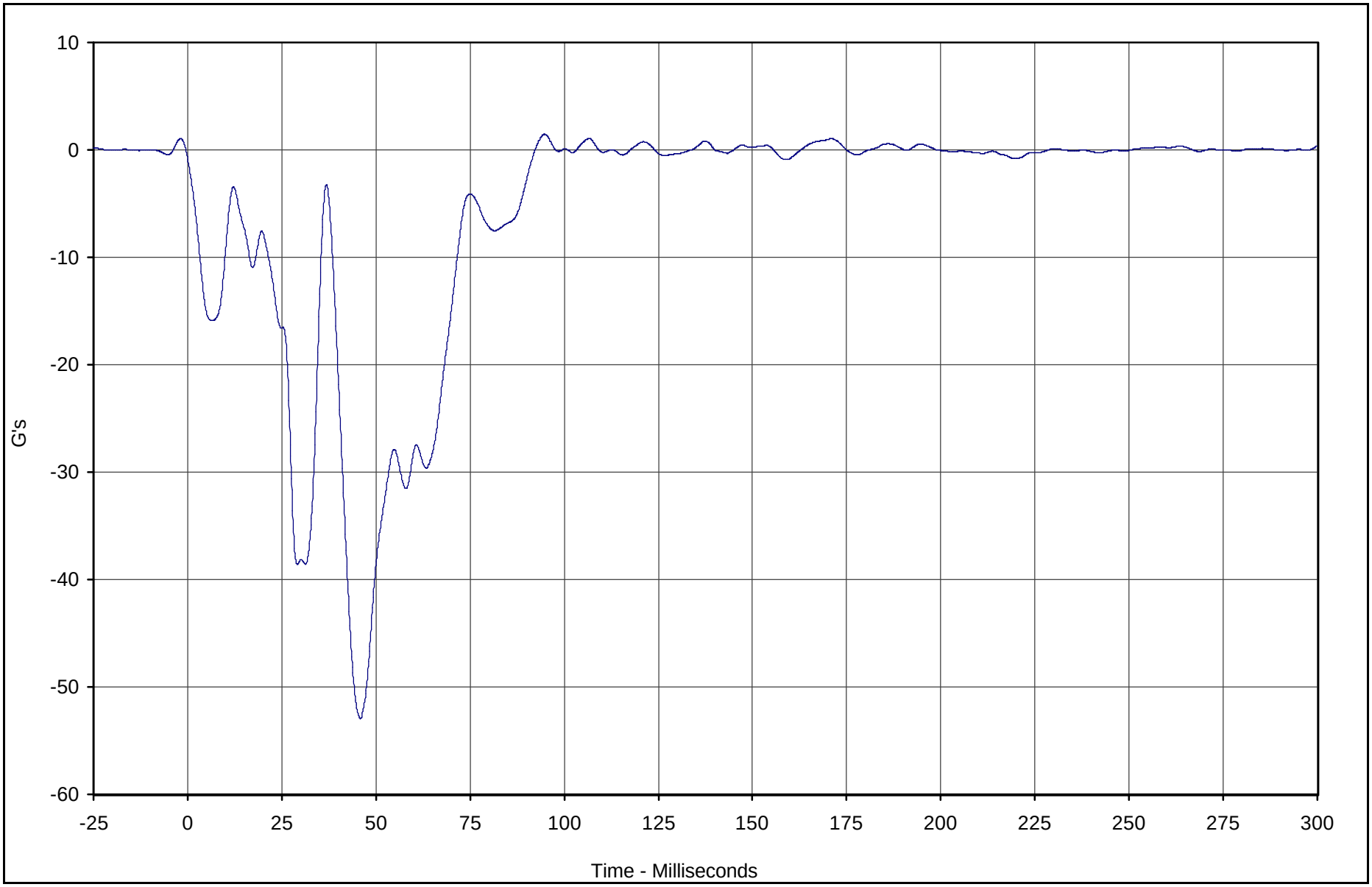

Curve Description	CURNO	Type	Units	Max	Time	Min	Time	SAE Class
Vehicle Left Rear X	089	FIL	G's	1.5	94.8	-52.9	45.9	60

Test Vehicle: 2004 Lexus RX330 SUV

Test Date: 8/28/03

Test Program: 2003 NHTSA 35mph NCAP

NHTSA No.: M45101

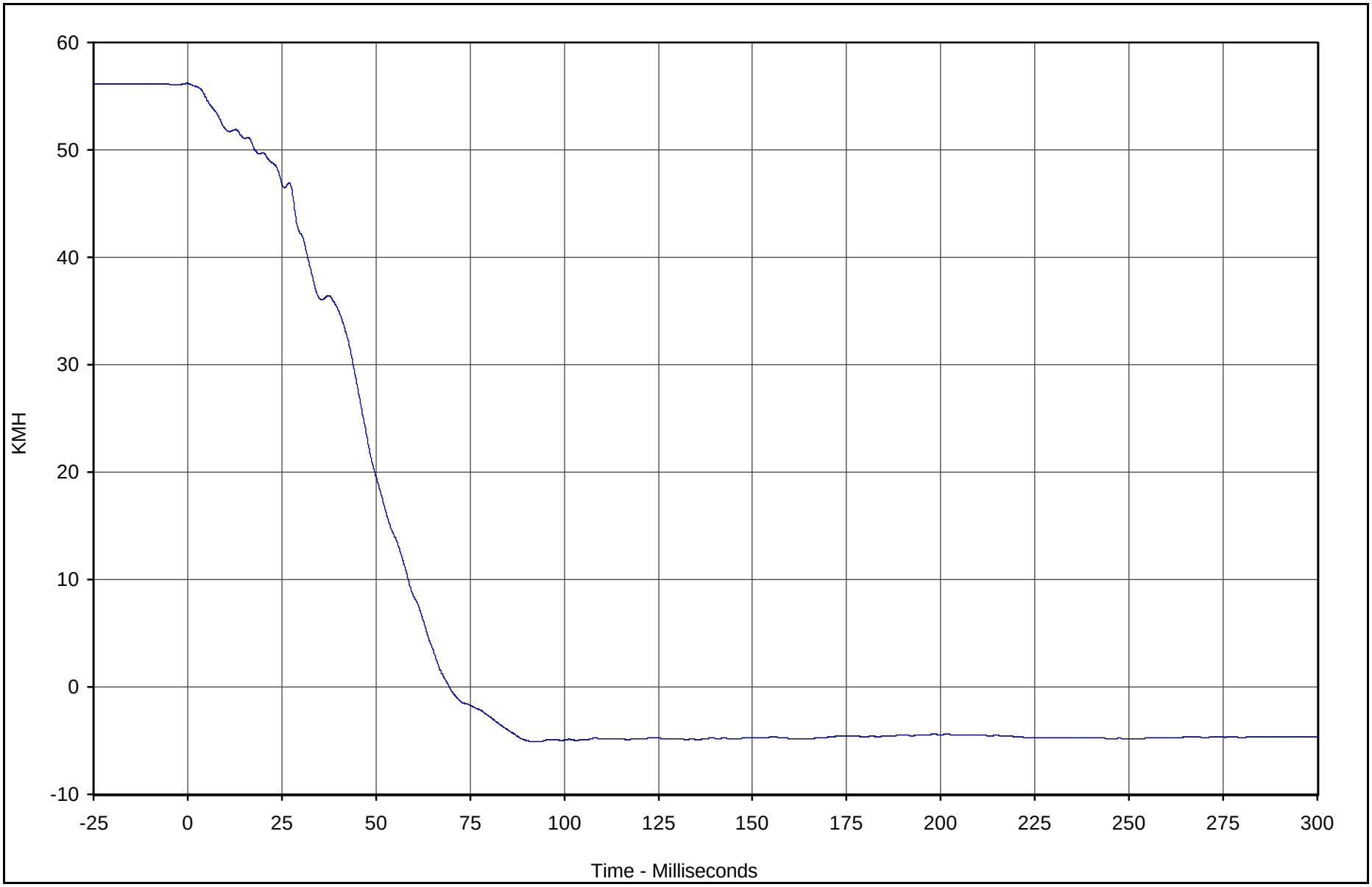

Curve Description	CURNO	Type	Units	Max	Time	Min	Time	SAE Class
Vehicle Left Rear X Velocity	089	IN1	KMH	56.2	0.0	-5.1	93.3	180

Test Vehicle: 2004 Lexus RX330 SUV

Test Program: 2003 NHTSA 35mph NCAP

Test Date: 8/28/03

NHTSA No.: M45101

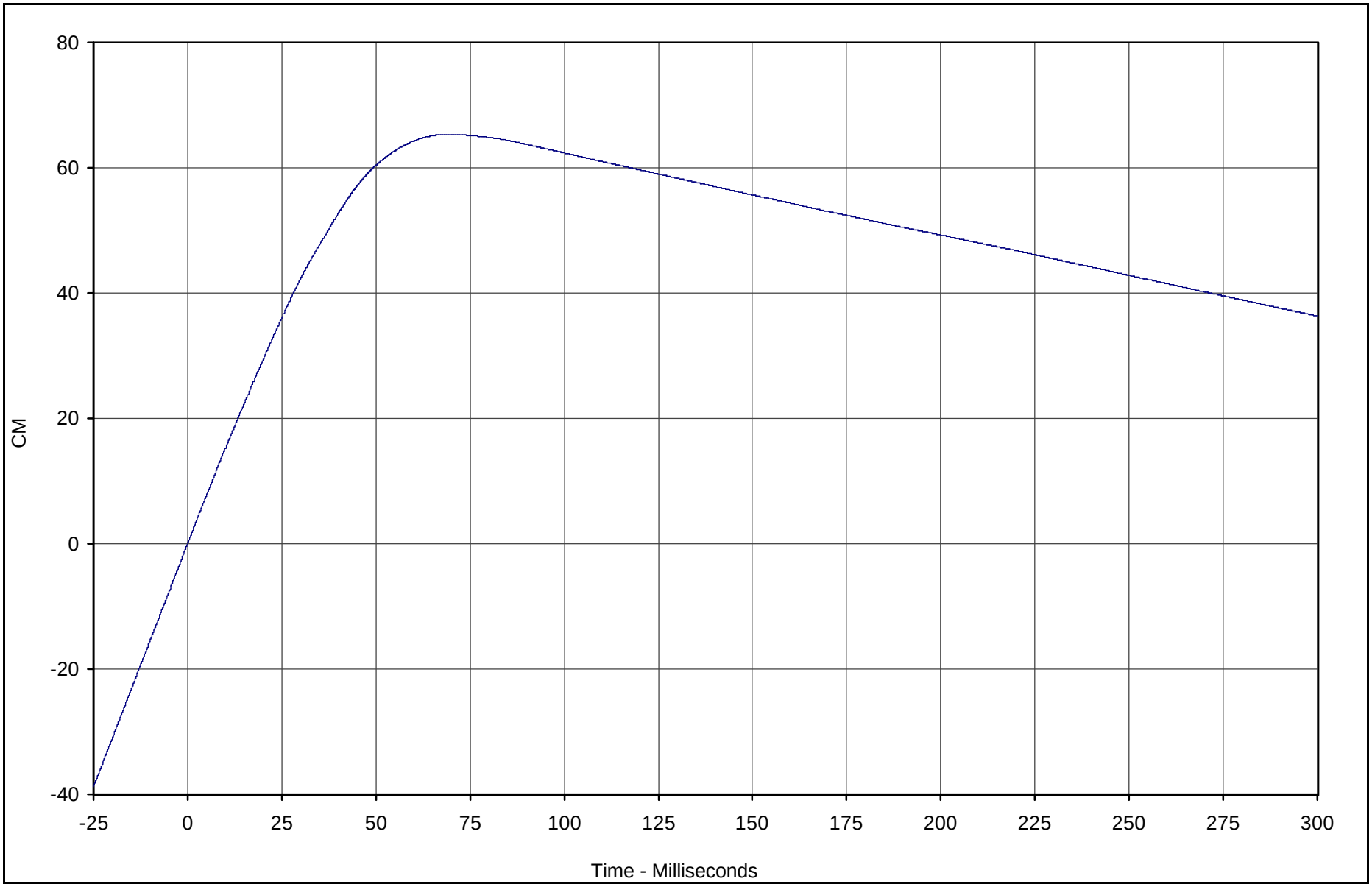

Curve Description	CURNO	Type	Units	Max	Time	Min	Time	SAE Class
Vehicle Left Rear X Displ.	089	IN2	CM	65.3	69.5	0.0	0.0	180

Test Vehicle: 2004 Lexus RX330 SUV

Test Date: 8/28/03

Test Program: 2003 NHTSA 35mph NCAP

NHTSA No.: M45101

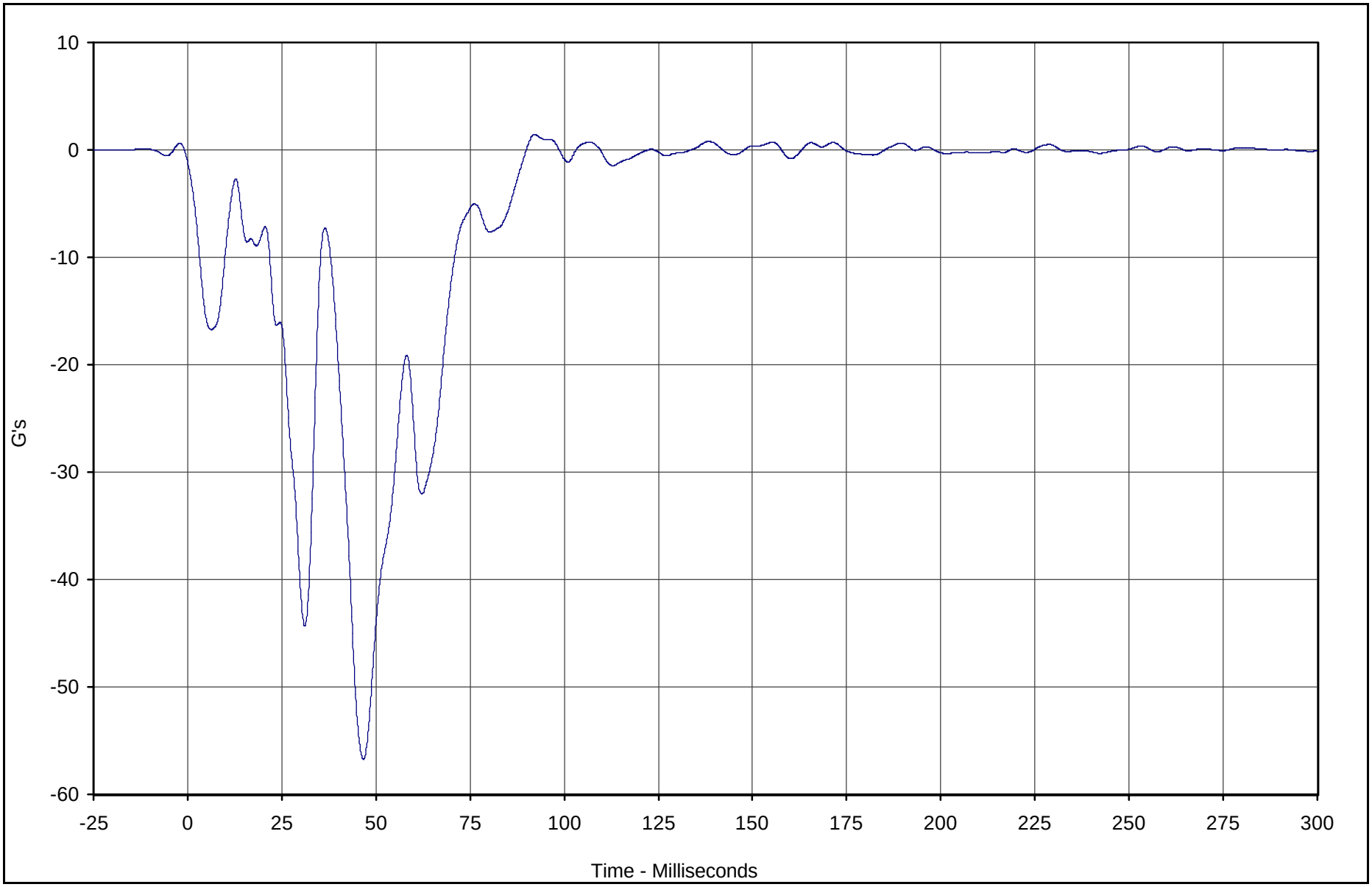

Curve Description	CURNO	Type	Units	Max	Time	Min	Time	SAE Class
Vehicle Right Rear X	090	FIL	G's	1.4	92.2	-56.7	46.7	60

Test Vehicle: 2004 Lexus RX330 SUV

Test Date: 8/28/03

Test Program: 2003 NHTSA 35mph NCAP

NHTSA No.: M45101

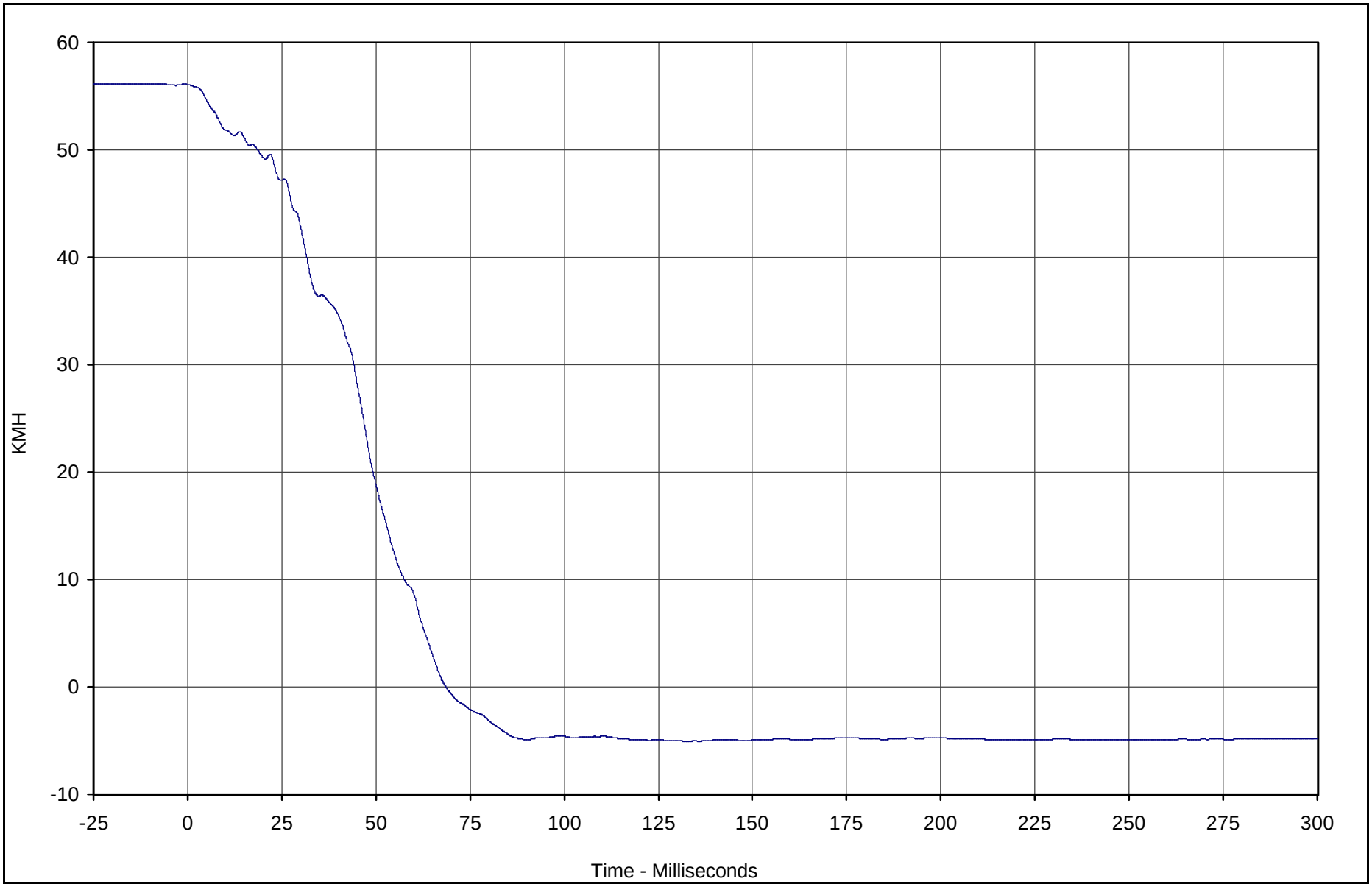

Curve Description	CURNO	Type	Units	Max	Time	Min	Time	SAE Class
Vehicle Right Rear X Velocity	090	IN1	KMH	56.1	0.0	-5.1	133.0	180

Test Vehicle: 2004 Lexus RX330 SUV

Test Date: 8/28/03

Test Program: 2003 NHTSA 35mph NCAP

NHTSA No.: M45101

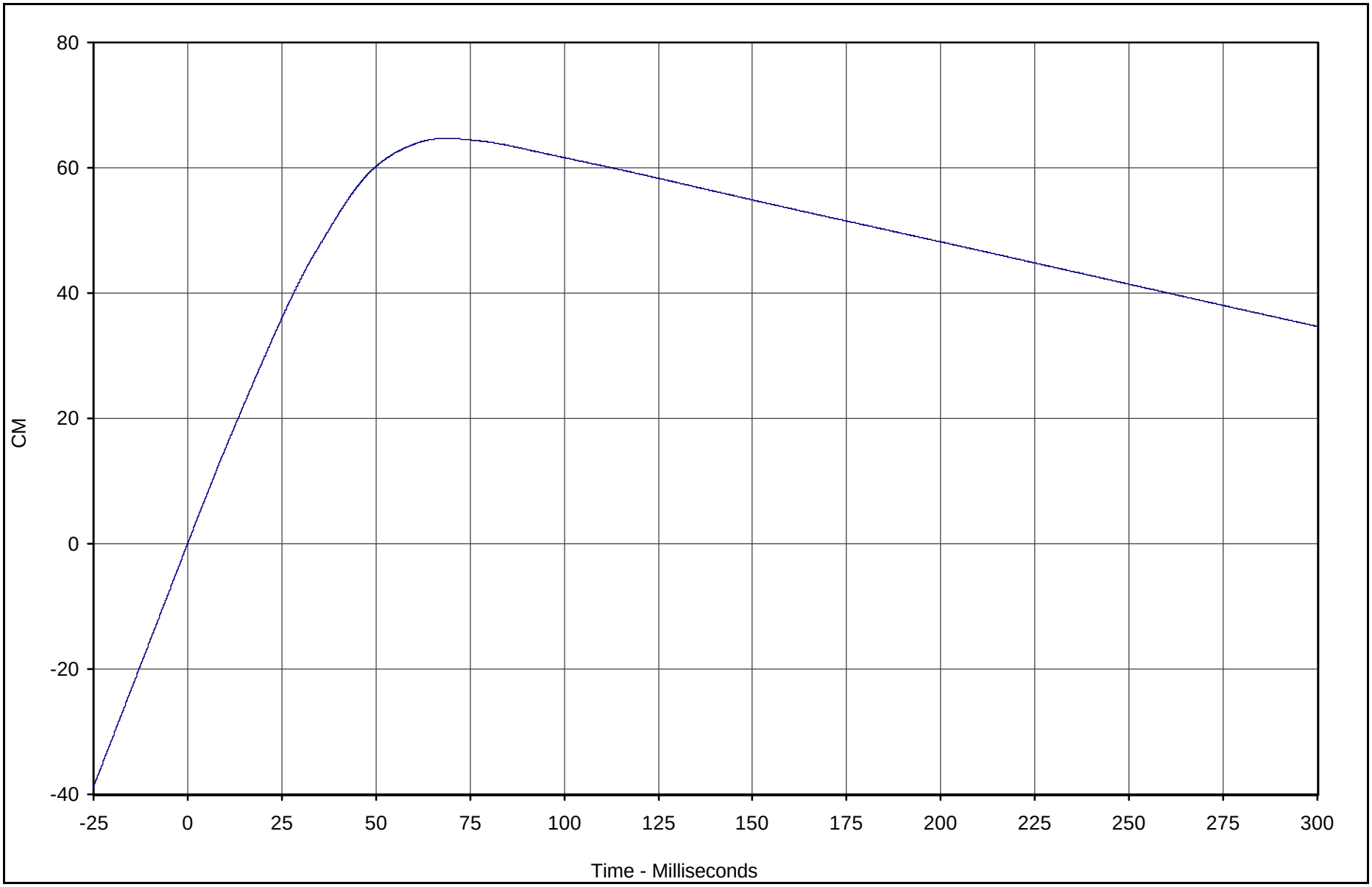

Curve Description	CURNO	Type	Units	Max	Time	Min	Time	SAE Class
Vehicle Right Rear X Displ.	090	IN2	CM	64.7	68.6	0.0	0.0	180

Test Vehicle: 2004 Lexus RX330 SUV

Test Date: 8/28/03

Test Program: 2003 NHTSA 35mph NCAP

NHTSA No.: M45101

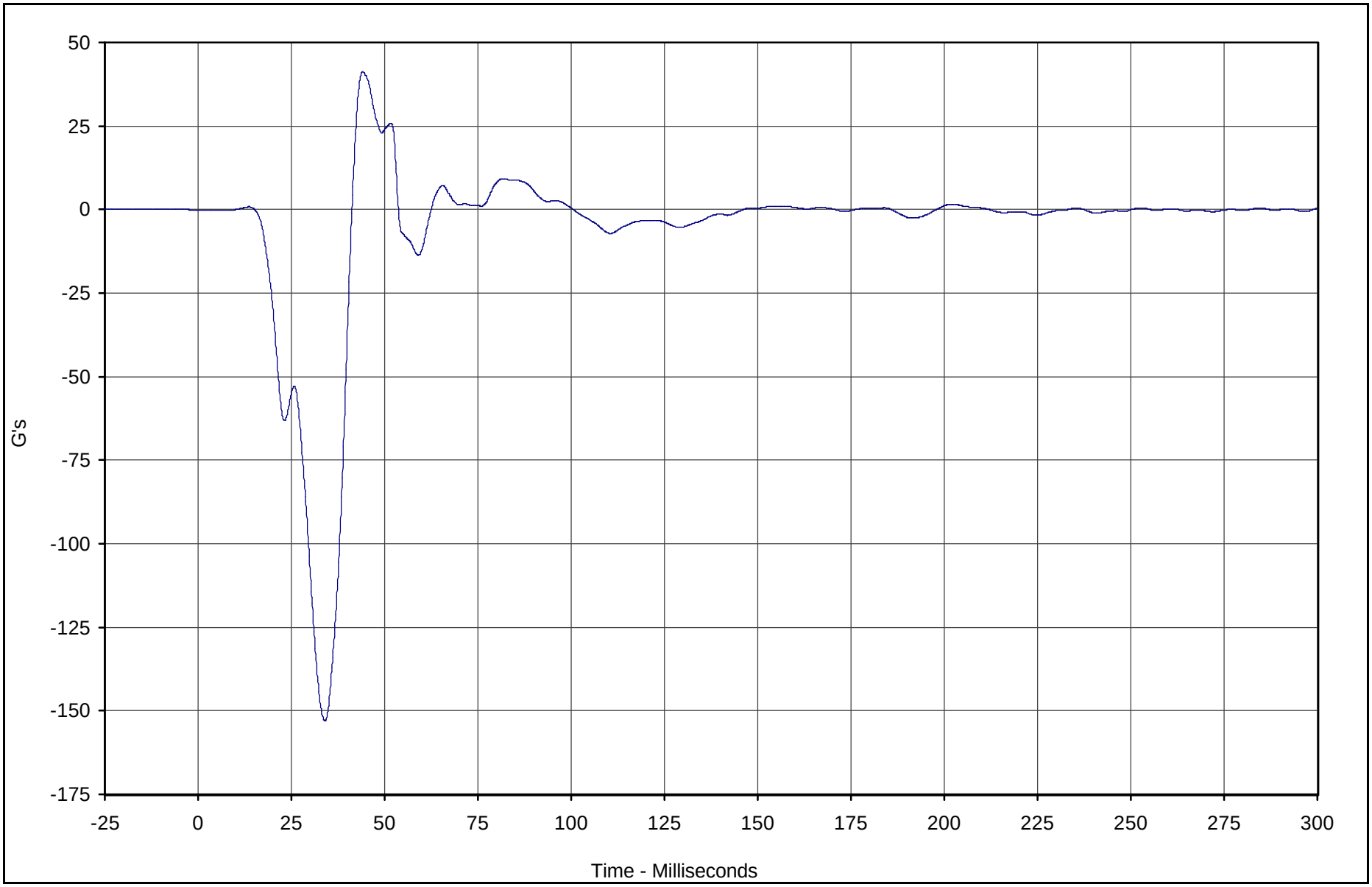

Curve Description	CURNO	Type	Units	Max	Time	Min	Time	SAE Class
Vehicle Engine Top	091	FIL	G's	41.2	44.2	-153.0	34.0	60

Test Vehicle: 2004 Lexus RX330 SUV

Test Date: 8/28/03

Test Program: 2003 NHTSA 35mph NCAP

NHTSA No.: M45101

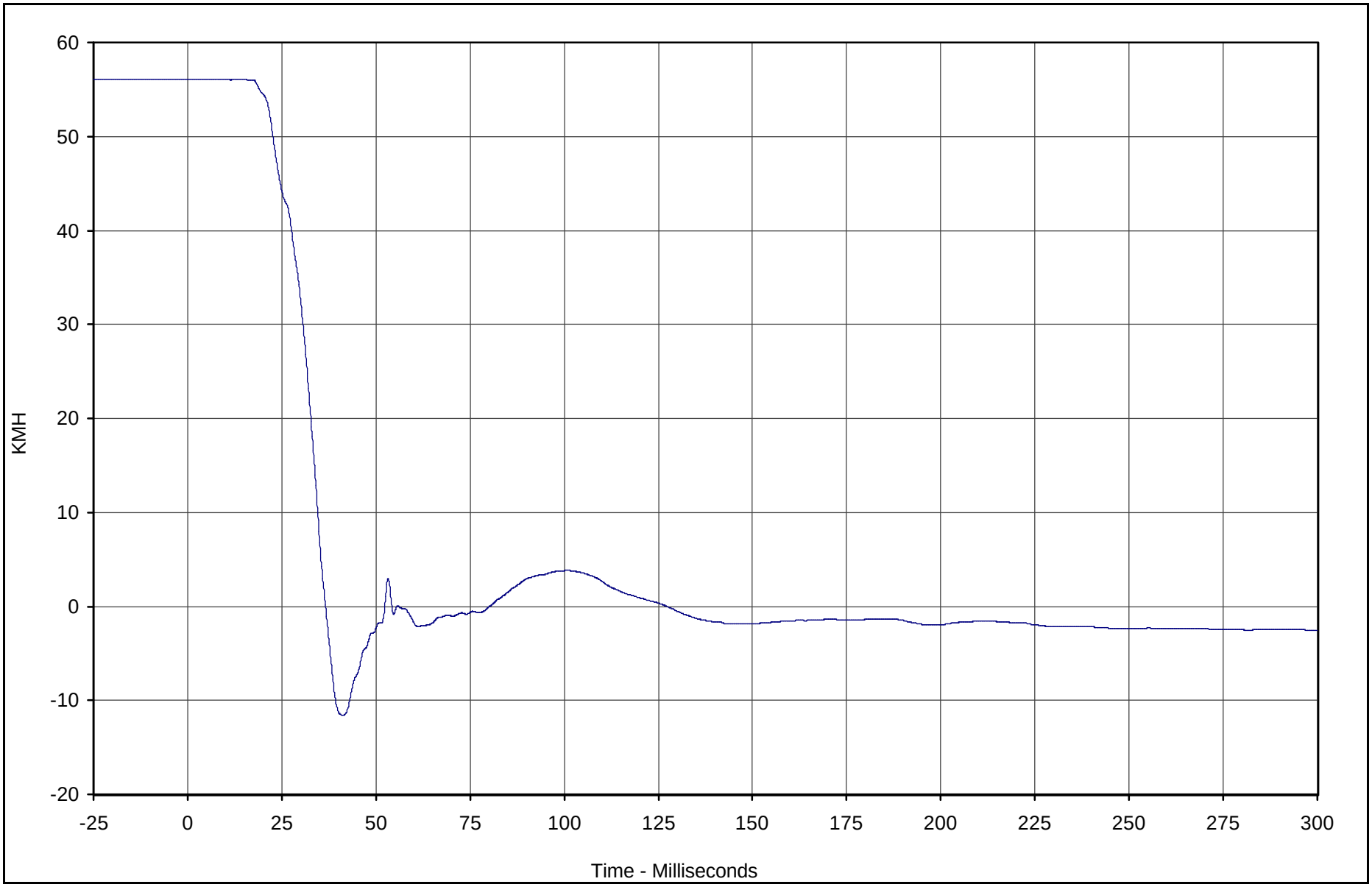

Curve Description	CURNO	Type	Units	Max	Time	Min	Time	SAE Class
Vehicle Engine Top Velocity	091	IN1	KMH	56.1	0.0	-11.6	41.2	180

Test Vehicle: 2004 Lexus RX330 SUV

Test Date: 8/28/03

Test Program: 2003 NHTSA 35mph NCAP

NHTSA No.: M45101

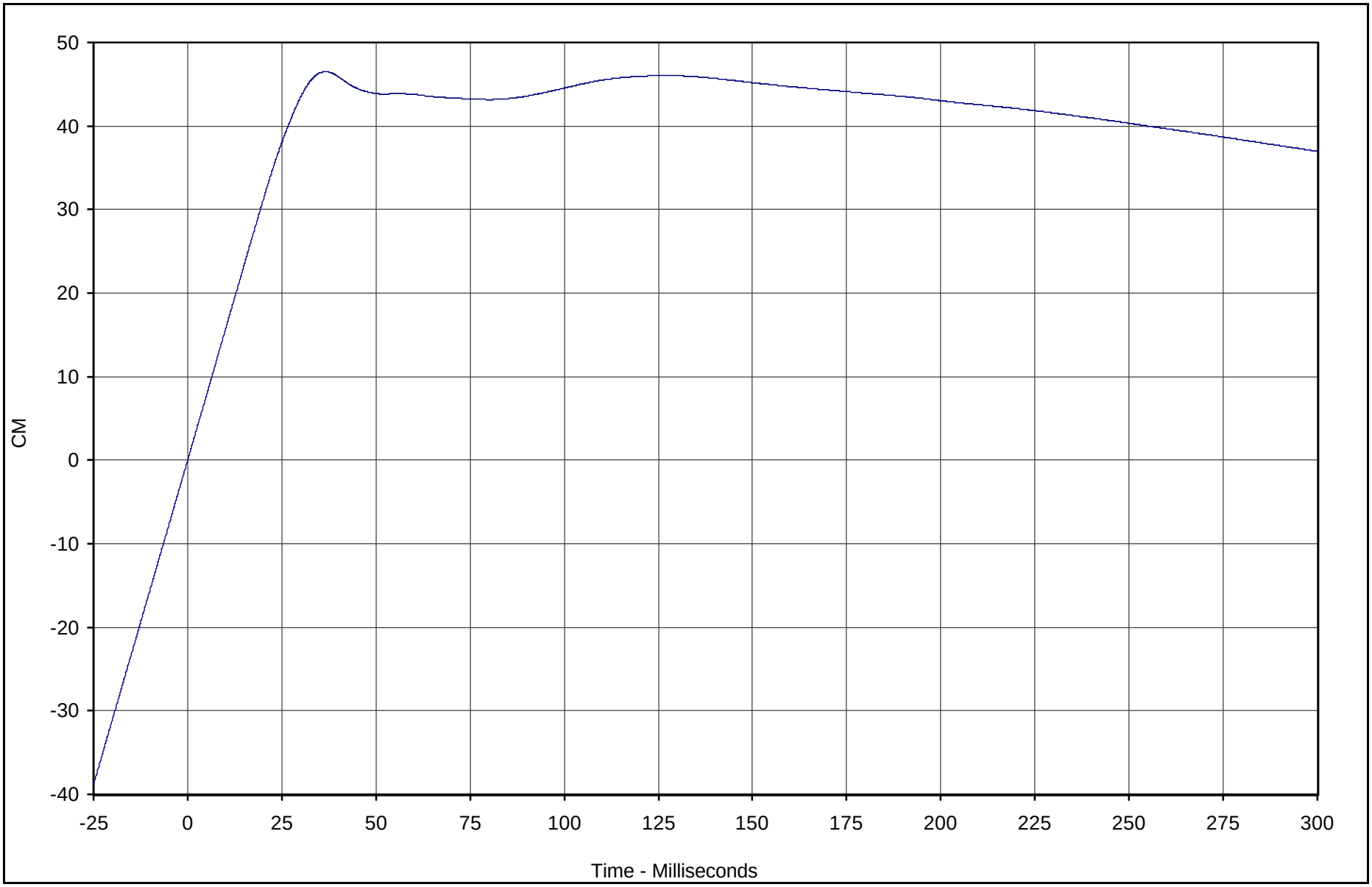

Curve Description	CURNO	Type	Units	Max	Time	Min	Time	SAE Class
Vehicle Engine Top Displacement	091	IN2	CM	46.5	36.6	0.0	0.0	180

Test Vehicle: 2004 Lexus RX330 SUV

Test Date: 8/28/03

Test Program: 2003 NHTSA 35mph NCAP

NHTSA No.: M45101

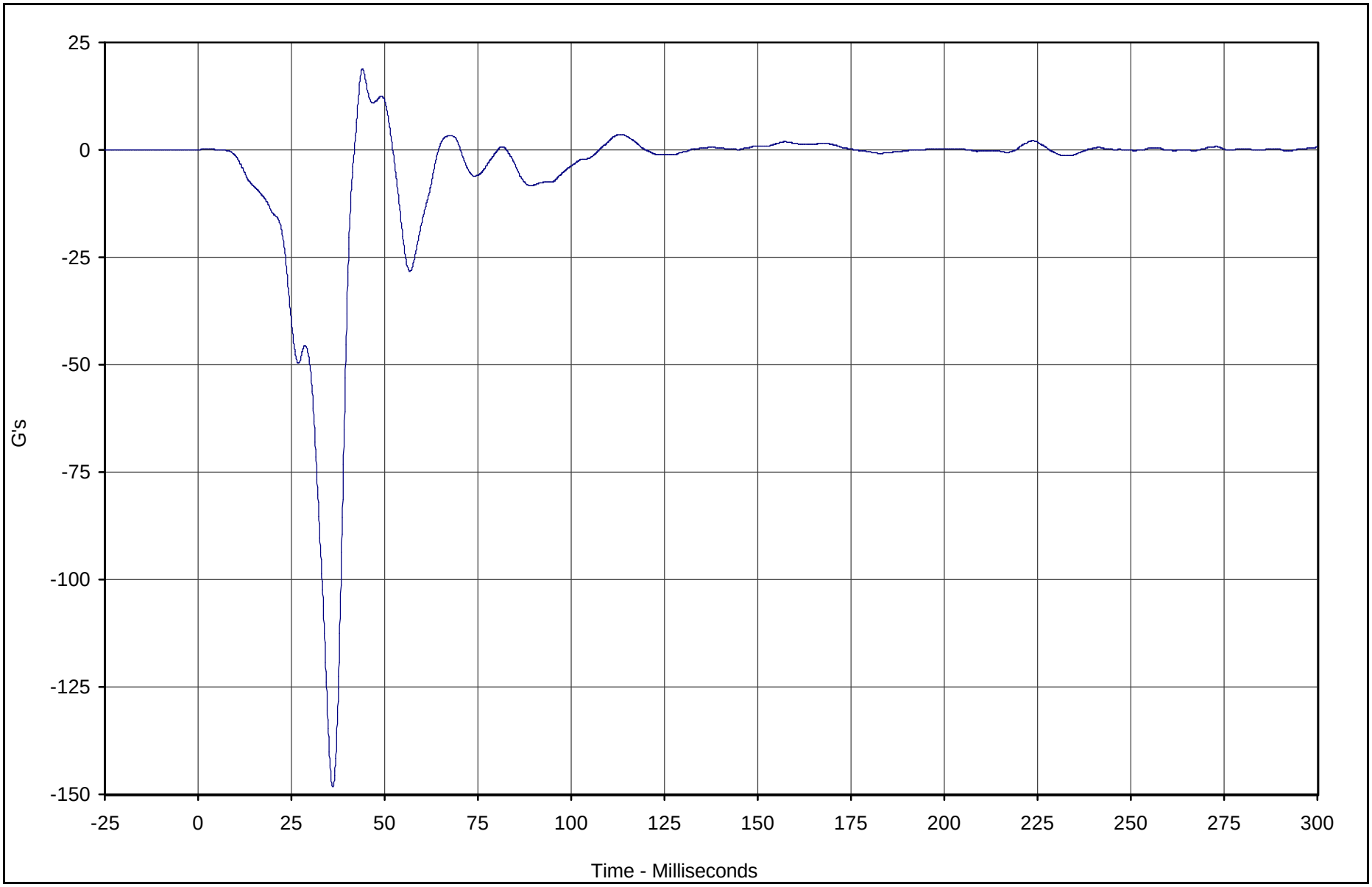

Curve Description	CURNO	Type	Units	Max	Time	Min	Time	SAE Class
Vehicle Engine Bottom	092	FIL	G's	18.9	44.1	-148.3	36.1	60

Test Vehicle: 2004 Lexus RX330 SUV

Test Date: 8/28/03

Test Program: 2003 NHTSA 35mph NCAP

NHTSA No.: M45101

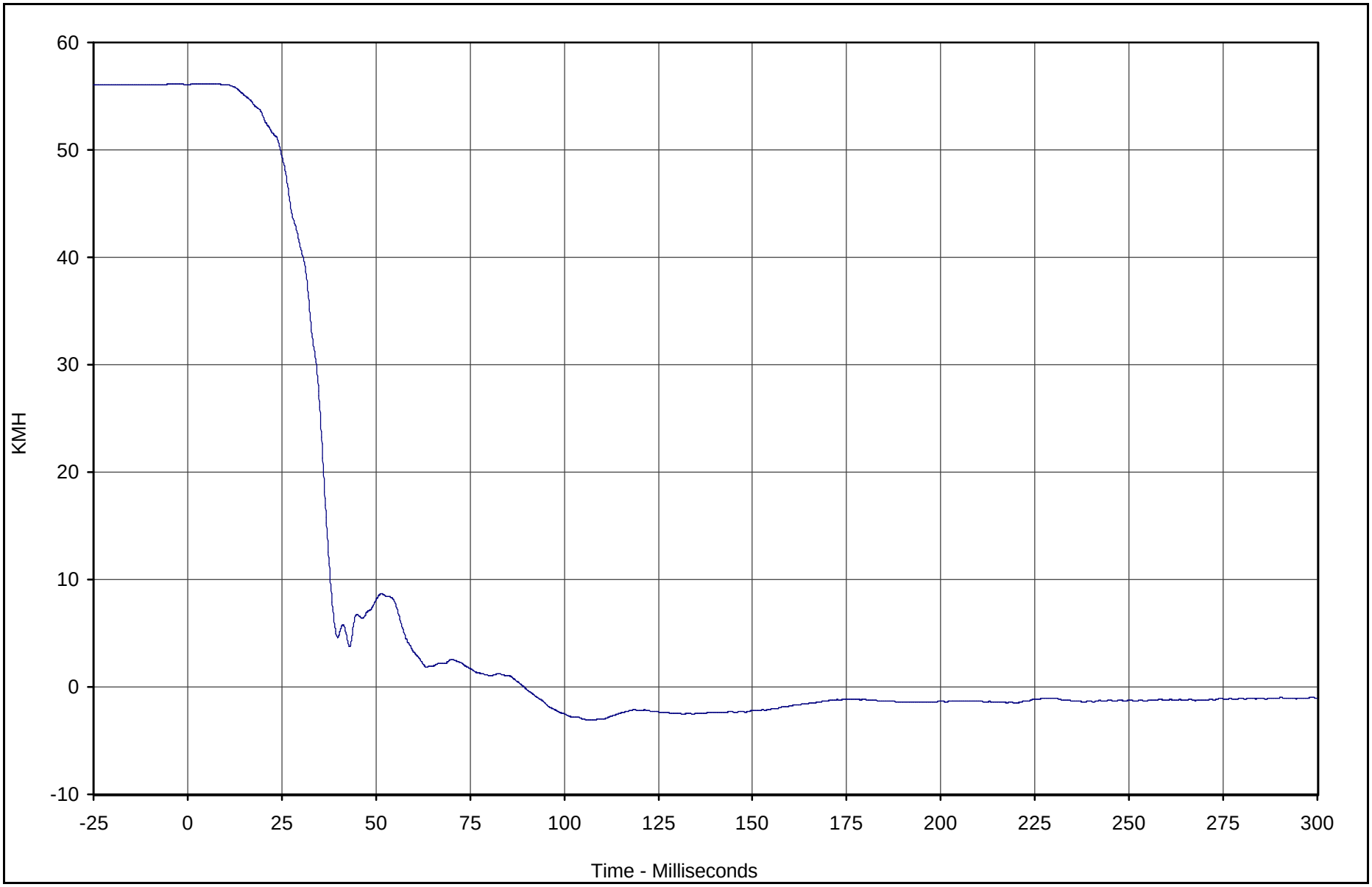

Curve Description	CURNO	Type	Units	Max	Time	Min	Time	SAE Class
Vehicle Engine Bottom Velocity	092	IN1	KMH	56.1	4.8	-3.1	107.1	180

Test Vehicle: 2004 Lexus RX330 SUV

Test Date: 8/28/03

Test Program: 2003 NHTSA 35mph NCAP

NHTSA No.: M45101

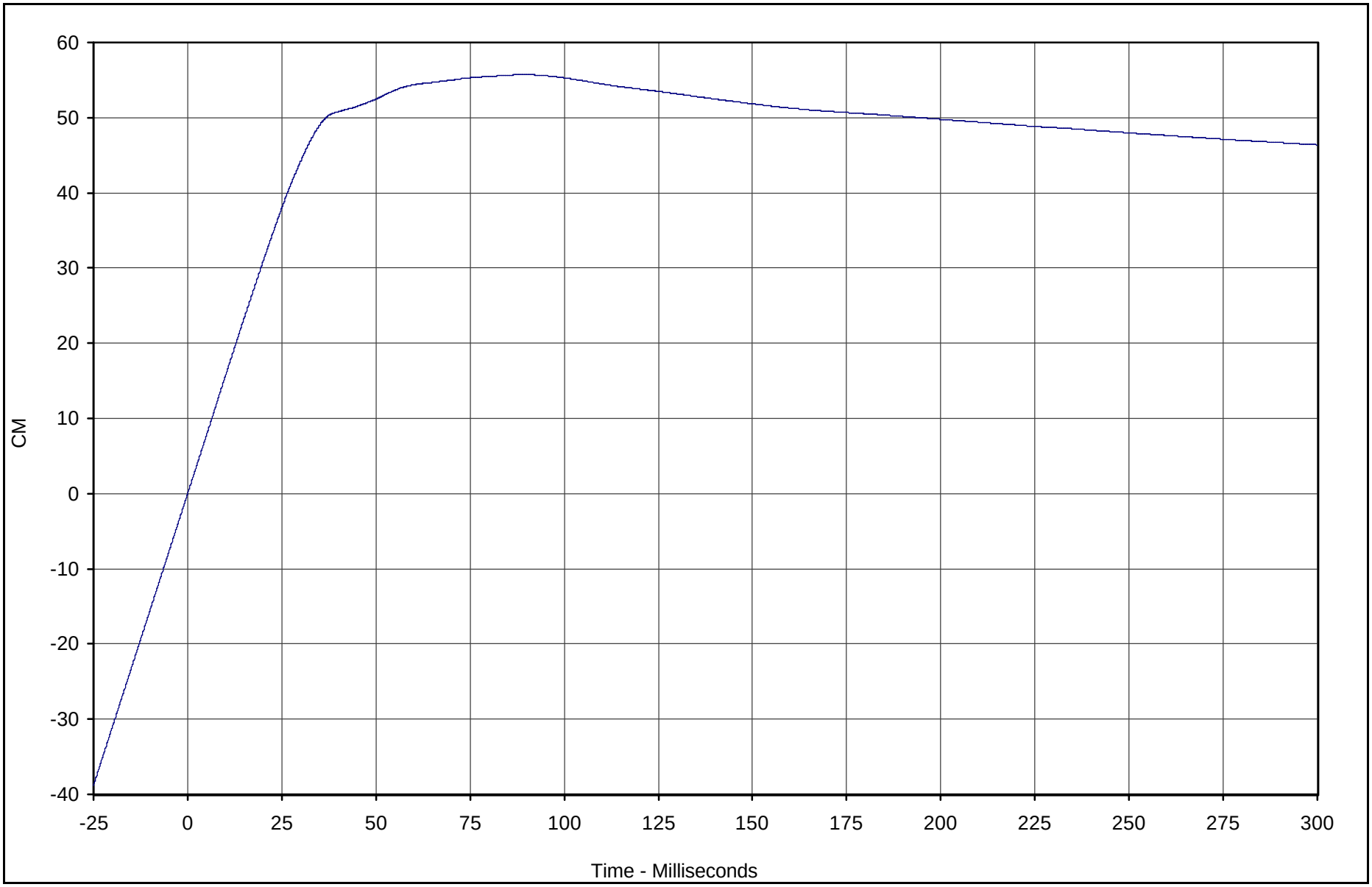

Curve Description	CURNO	Type	Units	Max	Time	Min	Time	SAE Class
Vehicle Engine Bottom Displacement	092	IN2	CM	55.7	89.3	0.0	0.0	180

Test Vehicle: 2004 Lexus RX330 SUV

Test Date: 8/28/03

Test Program: 2003 NHTSA 35mph NCAP

NHTSA No.: M45101

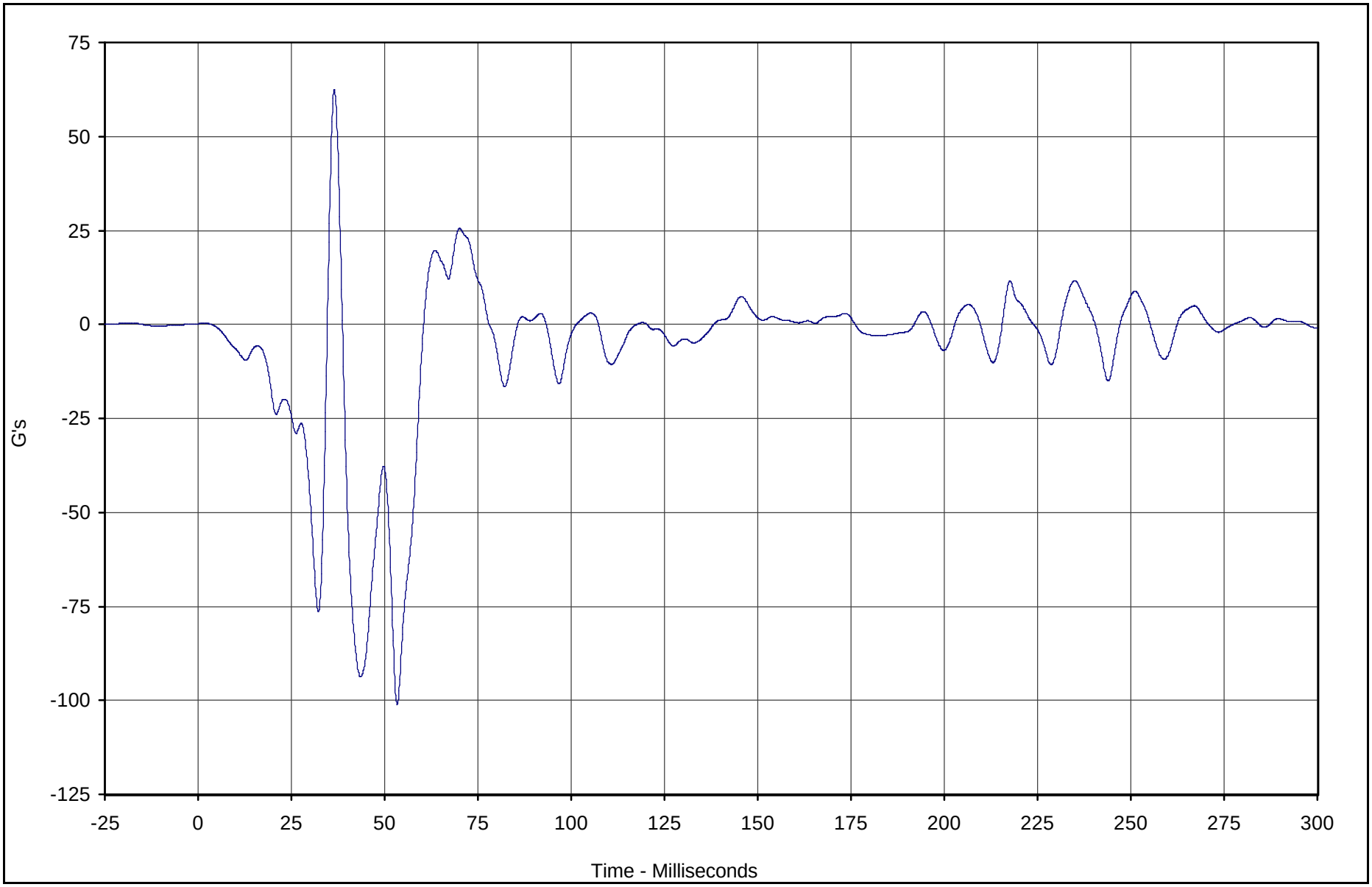

Curve Description	CURNO	Type	Units	Max	Time	Min	Time	SAE Class
Vehicle Left Brake Caliper	093	FIL	G's	62.4	36.5	-101.1	53.4	60

Test Vehicle: 2004 Lexus RX330 SUV

Test Date: 8/28/03

Test Program: 2003 NHTSA 35mph NCAP

NHTSA No.: M45101

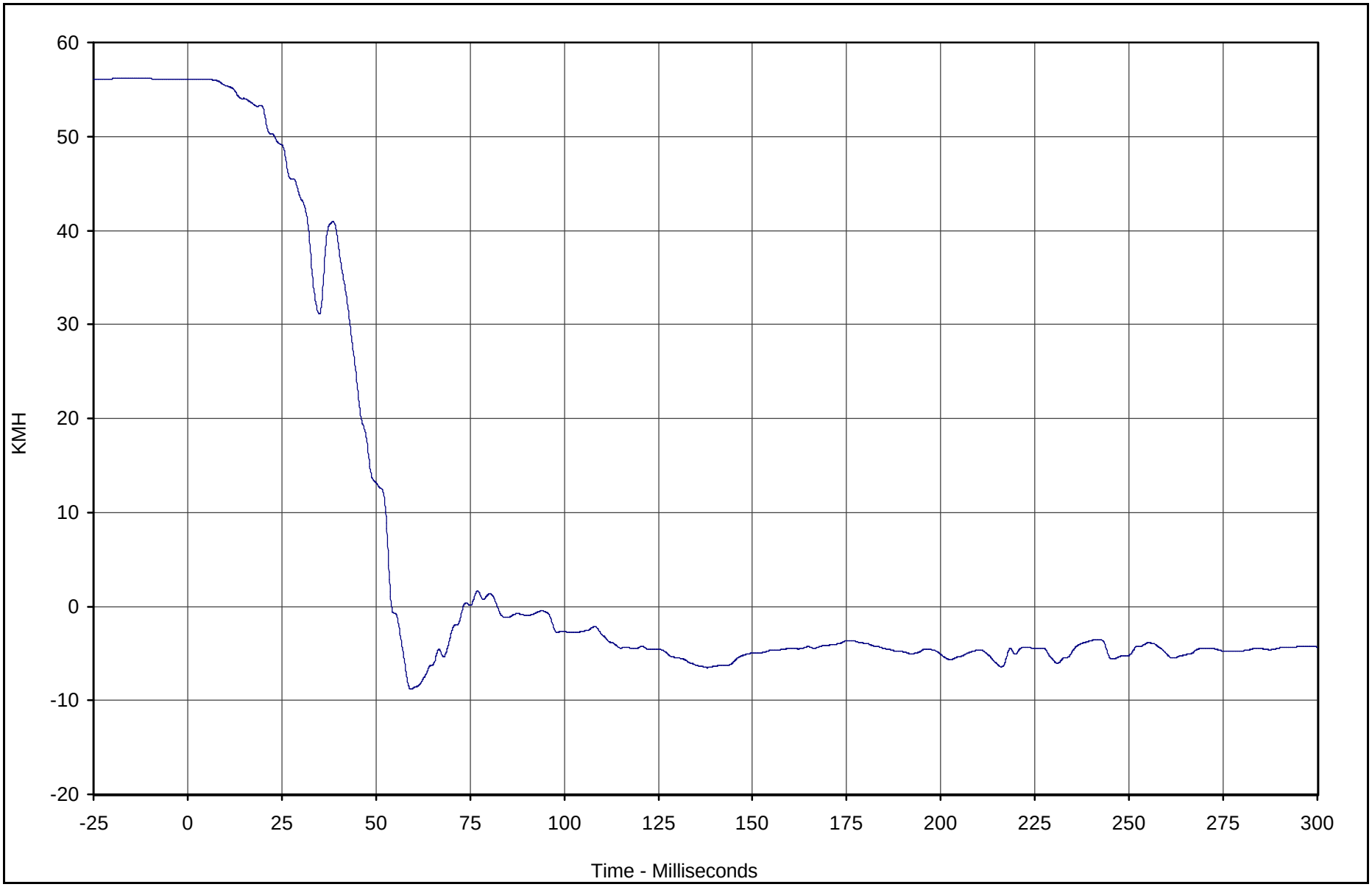

Curve Description	CURNO	Type	Units	Max	Time	Min	Time	SAE Class
Vehicle Left Brake Caliper Velocity	093	IN1	KMH	56.1	4.0	-8.8	59.3	180

Test Vehicle: 2004 Lexus RX330 SUV

Test Date: 8/28/03

Test Program: 2003 NHTSA 35mph NCAP

NHTSA No.: M45101

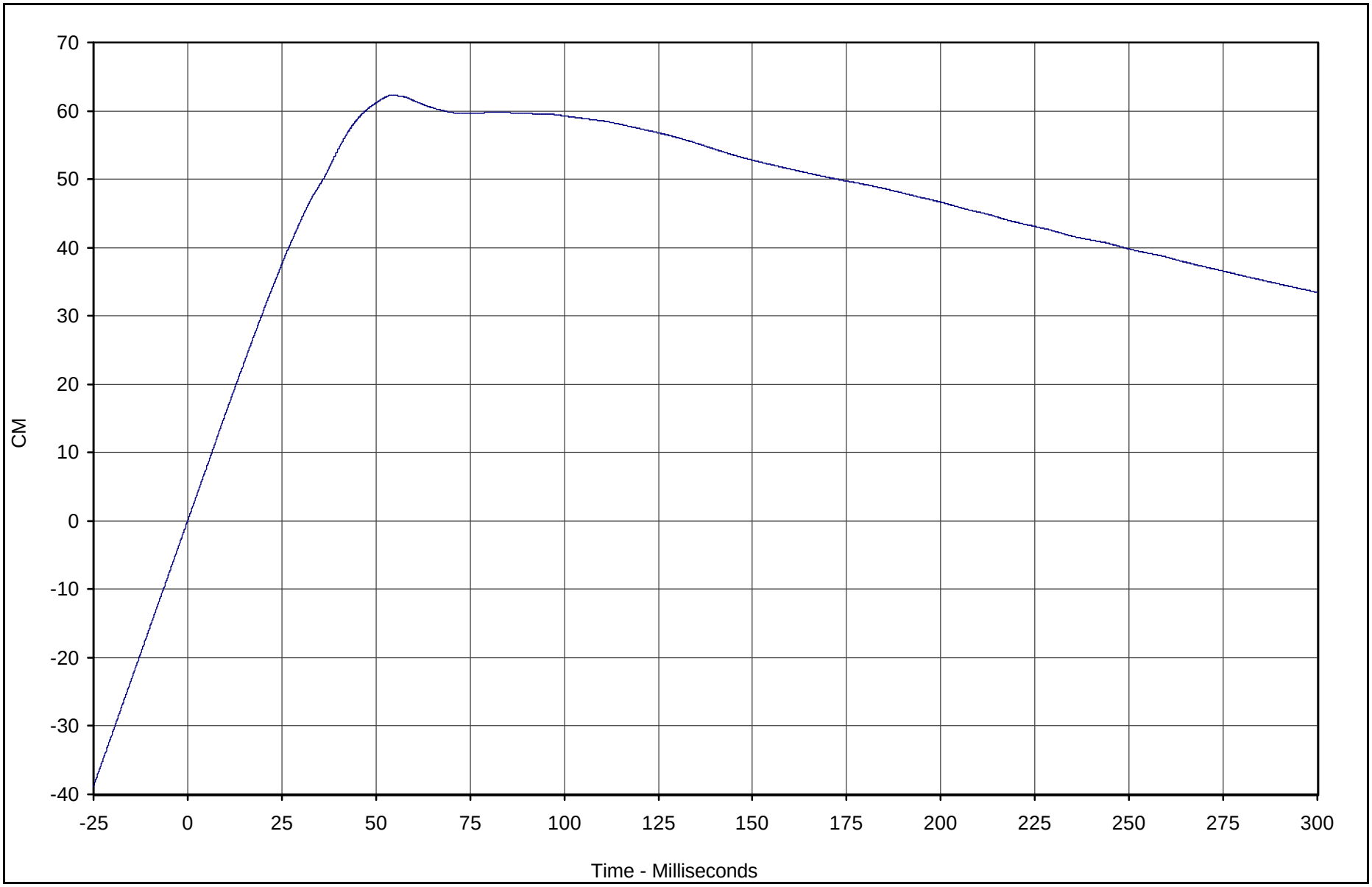

Curve Description	CURNO	Type	Units	Max	Time	Min	Time	SAE Class
Vehicle Left Brake Caliper Displ.	093	IN2	CM	62.2	54.2	0.0	0.0	180

Test Vehicle: 2004 Lexus RX330 SUV

Test Date: 8/28/03

Test Program: 2003 NHTSA 35mph NCAP

NHTSA No.: M45101

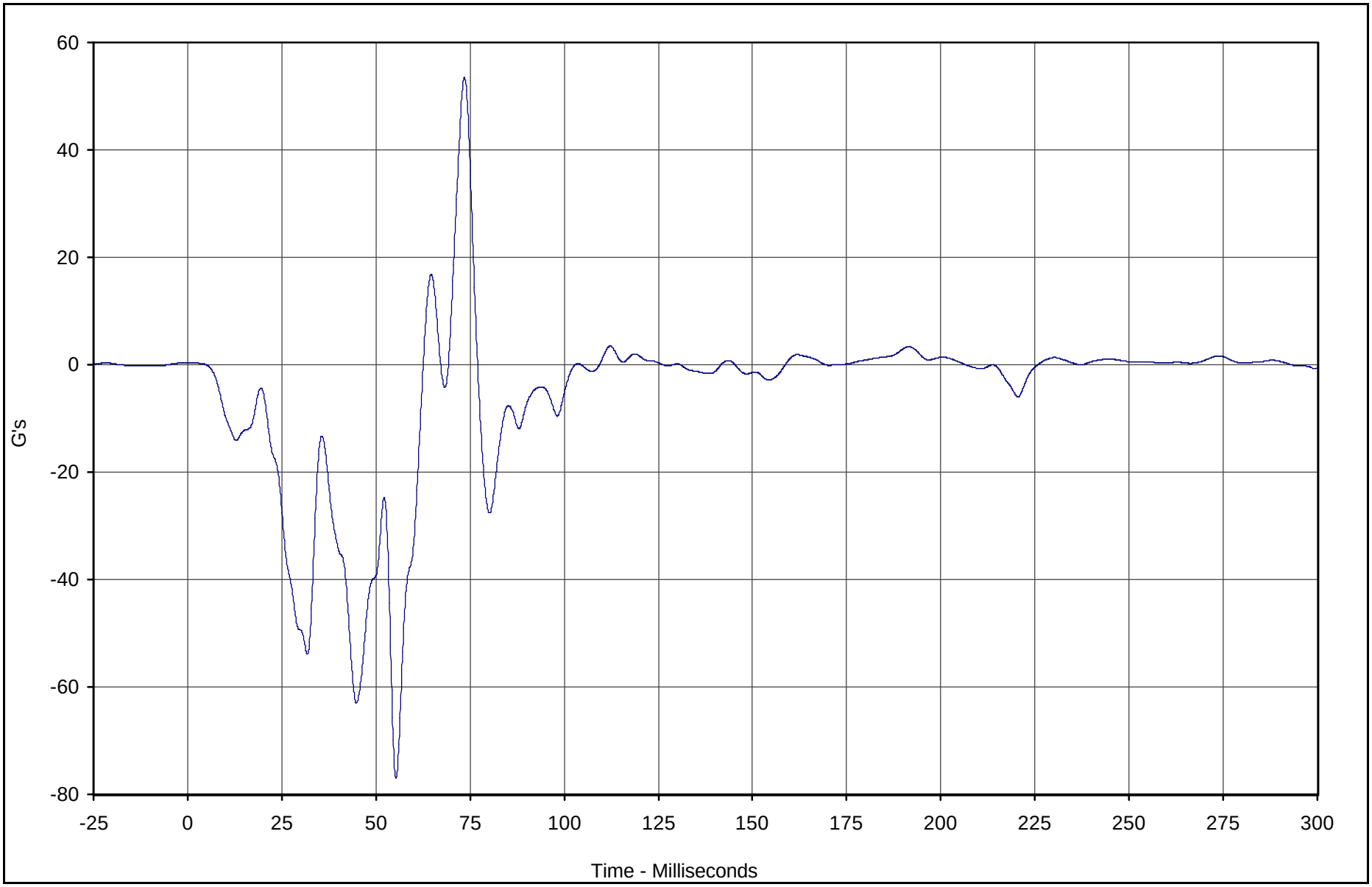

Curve Description	CURNO	Type	Units	Max	Time	Min	Time	SAE Class
Vehicle Right Brake Caliper	094	FIL	G's	53.5	73.5	-77.1	55.3	60

Test Vehicle: 2004 Lexus RX330 SUV

Test Date: 8/28/03

Test Program: 2003 NHTSA 35mph NCAP

NHTSA No.: M45101

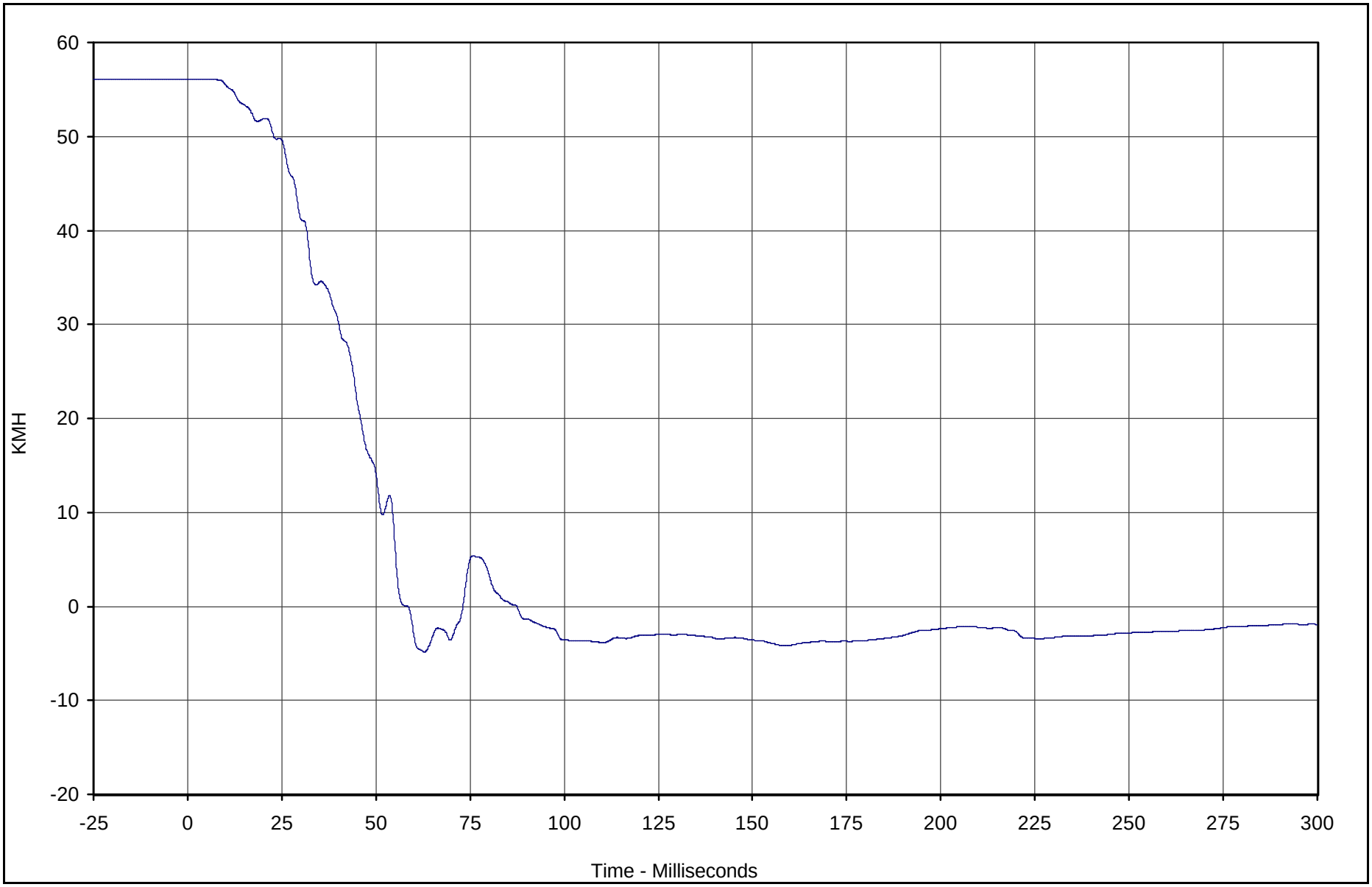

Curve Description	CURNO	Type	Units	Max	Time	Min	Time	SAE Class
Vehicle Right Brake Caliper Velocity	094	IN1	KMH	56.1	4.6	-4.9	62.9	180

Test Vehicle: 2004 Lexus RX330 SUV

Test Date: 8/28/03

Test Program: 2003 NHTSA 35mph NCAP

NHTSA No.: M45101

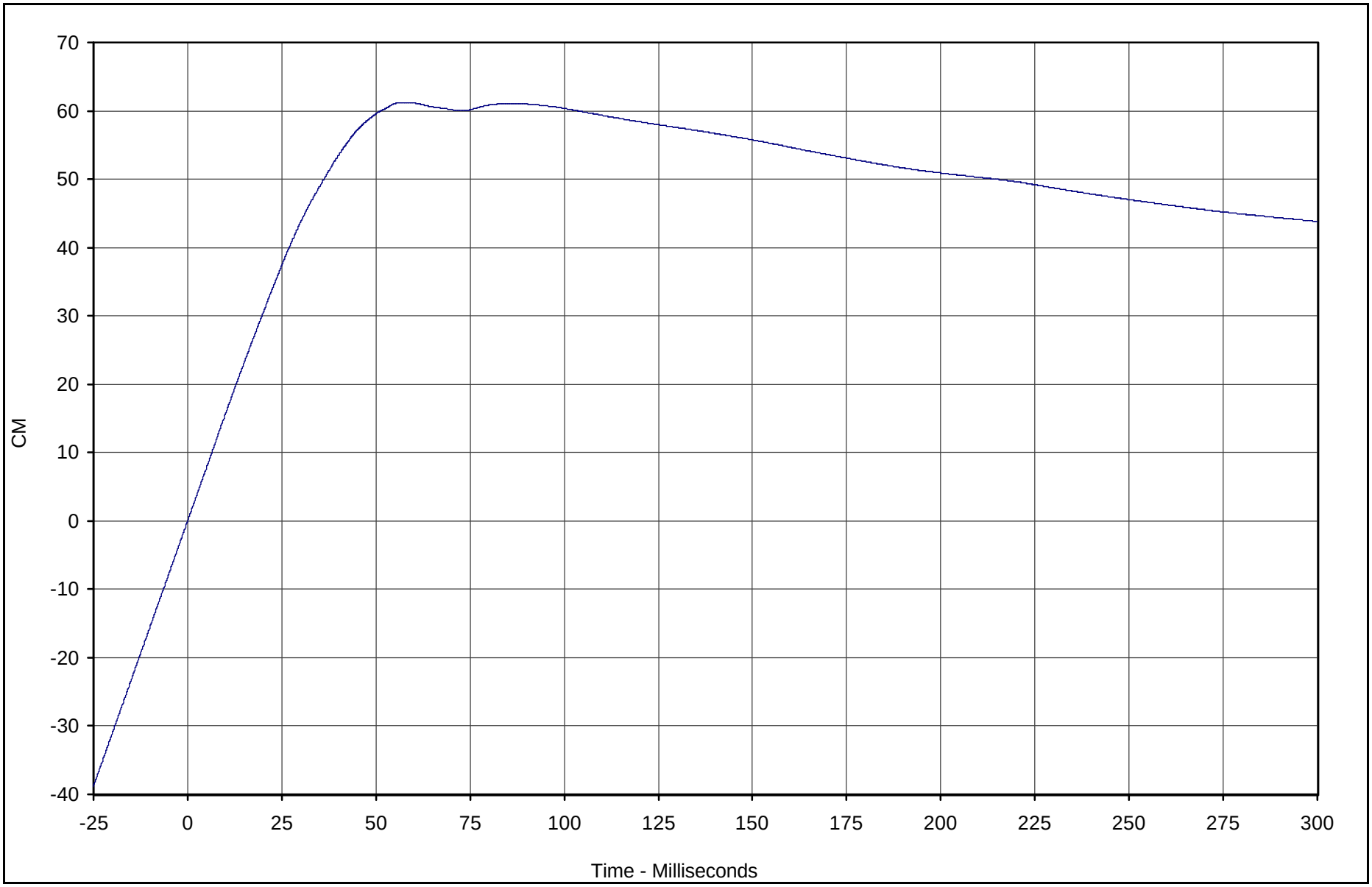

Curve Description	CURNO	Type	Units	Max	Time	Min	Time	SAE Class
Vehicle Right Brake Caliper Displ.	094	IN2	CM	61.2	58.3	0.0	0.0	180

Test Vehicle: 2004 Lexus RX330 SUV

Test Date: 8/28/03

Test Program: 2003 NHTSA 35mph NCAP

NHTSA No.: M45101

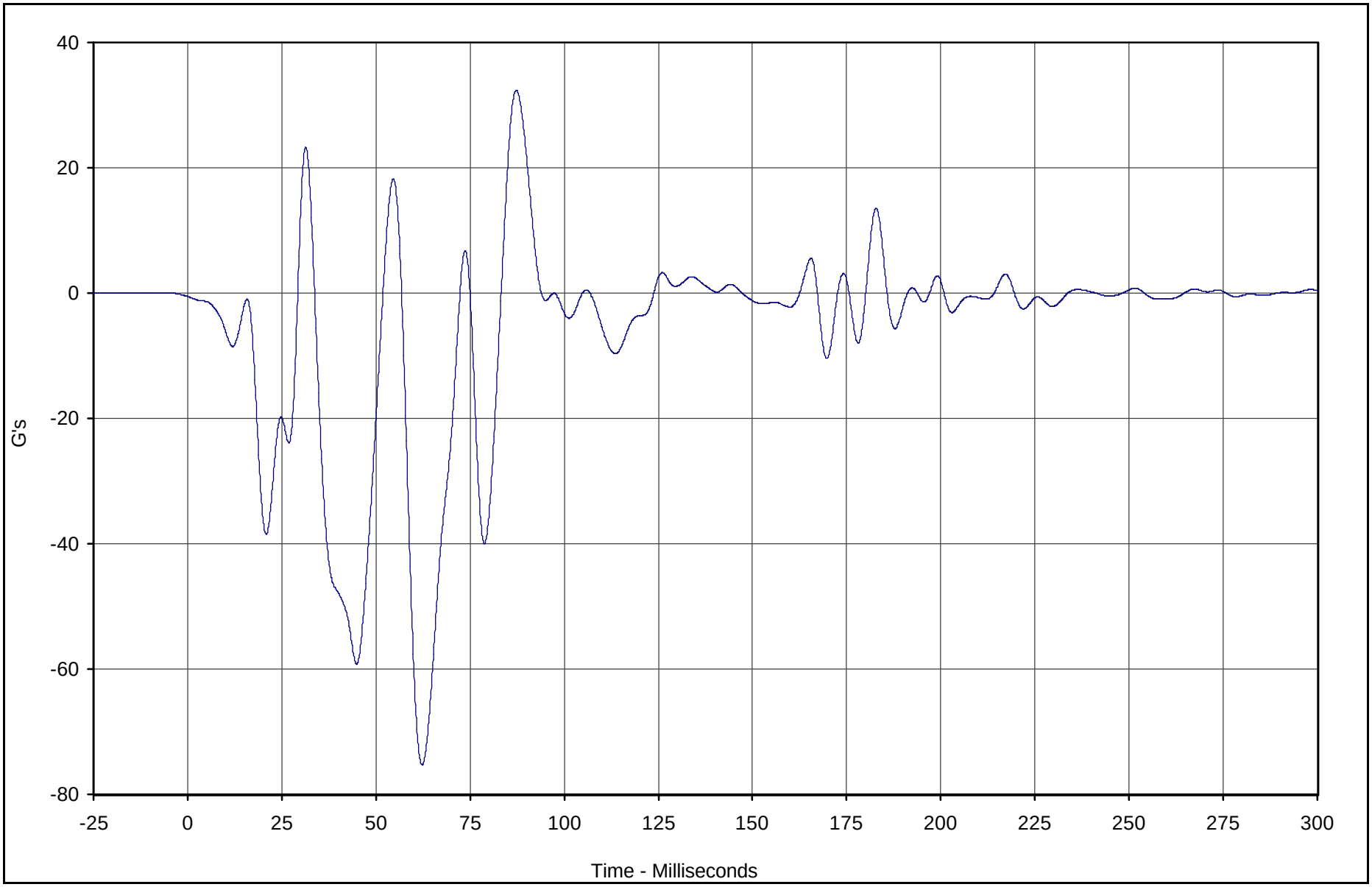

Curve Description	CURNO	Type	Units	Max	Time	Min	Time	SAE Class
Vehicle Instrument Panel	095	FIL	G's	32.4	87.3	-75.3	62.3	60

Test Vehicle: 2004 Lexus RX330 SUV

Test Date: 8/28/03

Test Program: 2003 NHTSA 35mph NCAP

NHTSA No.: M45101

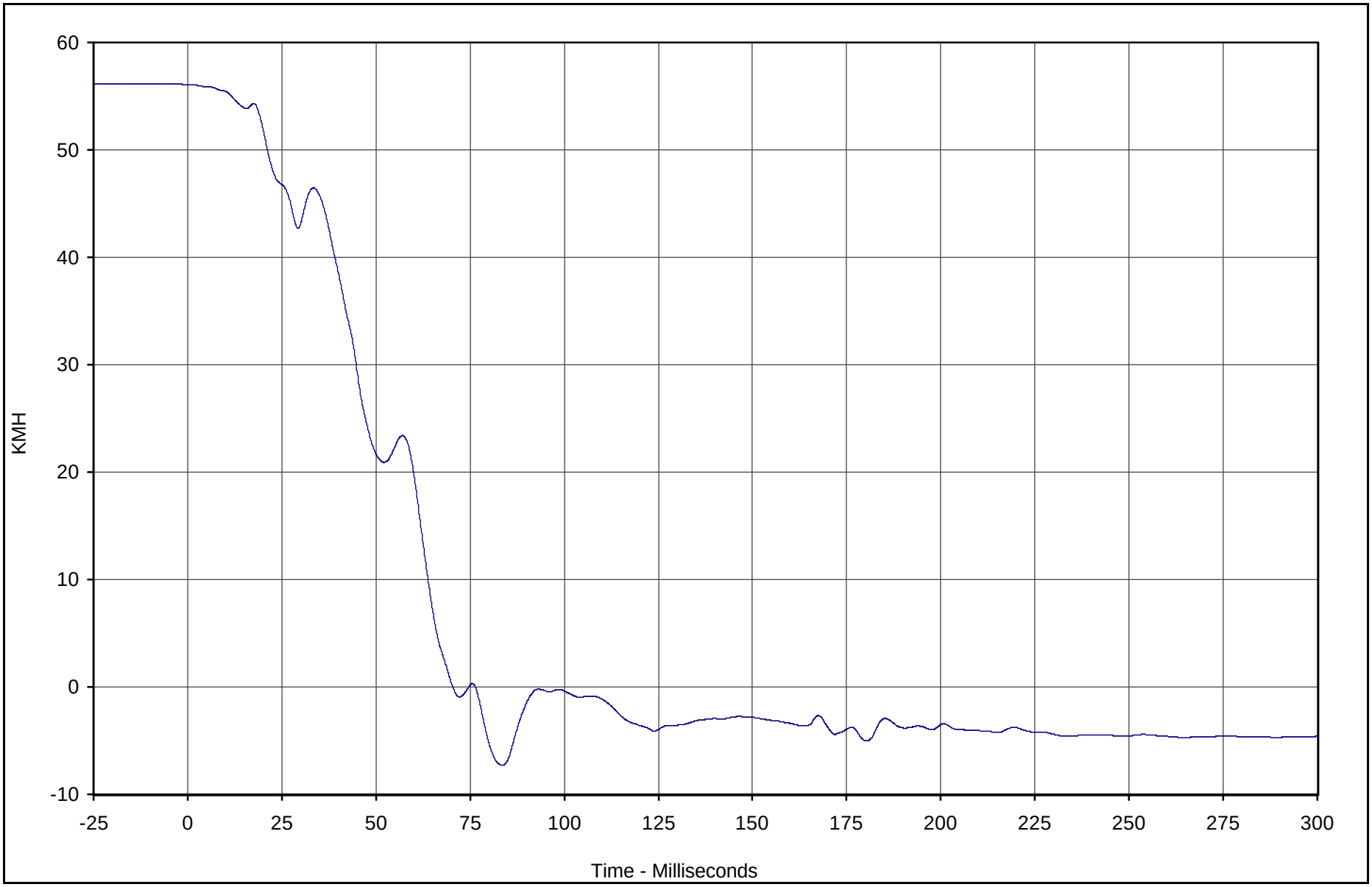

Curve Description	CURNO	Type	Units	Max	Time	Min	Time	SAE Class
Vehicle Instrument Panel Velocity	095	IN1	KMH	56.1	0.0	-7.3	83.5	180

Test Vehicle: 2004 Lexus RX330 SUV

Test Program: 2003 NHTSA 35mph NCAP

Test Date: 8/28/03

NHTSA No.: M45101

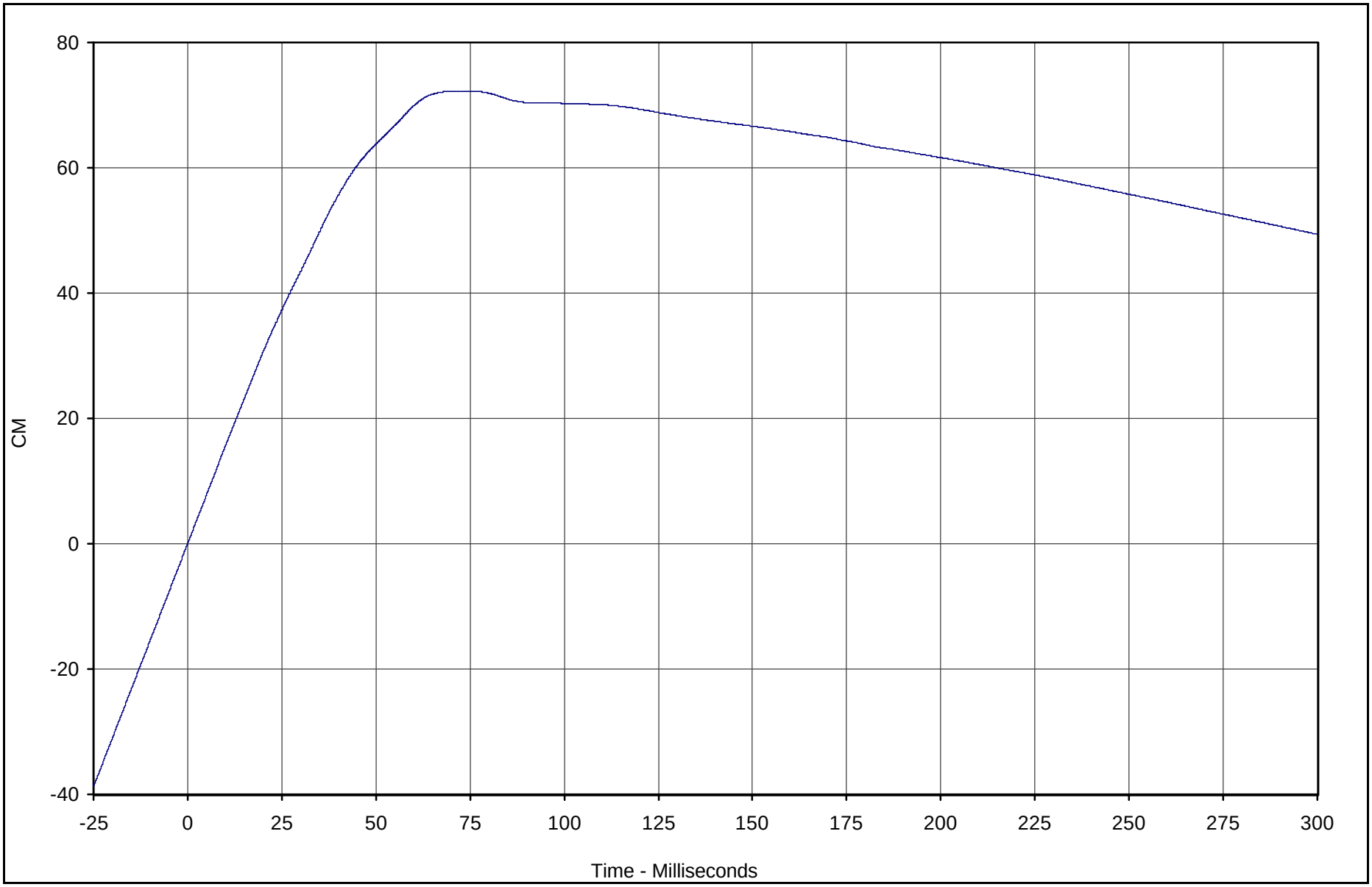

Curve Description	CURNO	Type	Units	Max	Time	Min	Time	SAE Class
Vehicle Instrument Panel Displacement	095	IN2	CM	72.2	70.4	0.0	0.0	180

Test Vehicle: 2004 Lexus RX330 SUV

Test Date: 8/28/03

Test Program: 2003 NHTSA 35mph NCAP

NHTSA No.: M45101

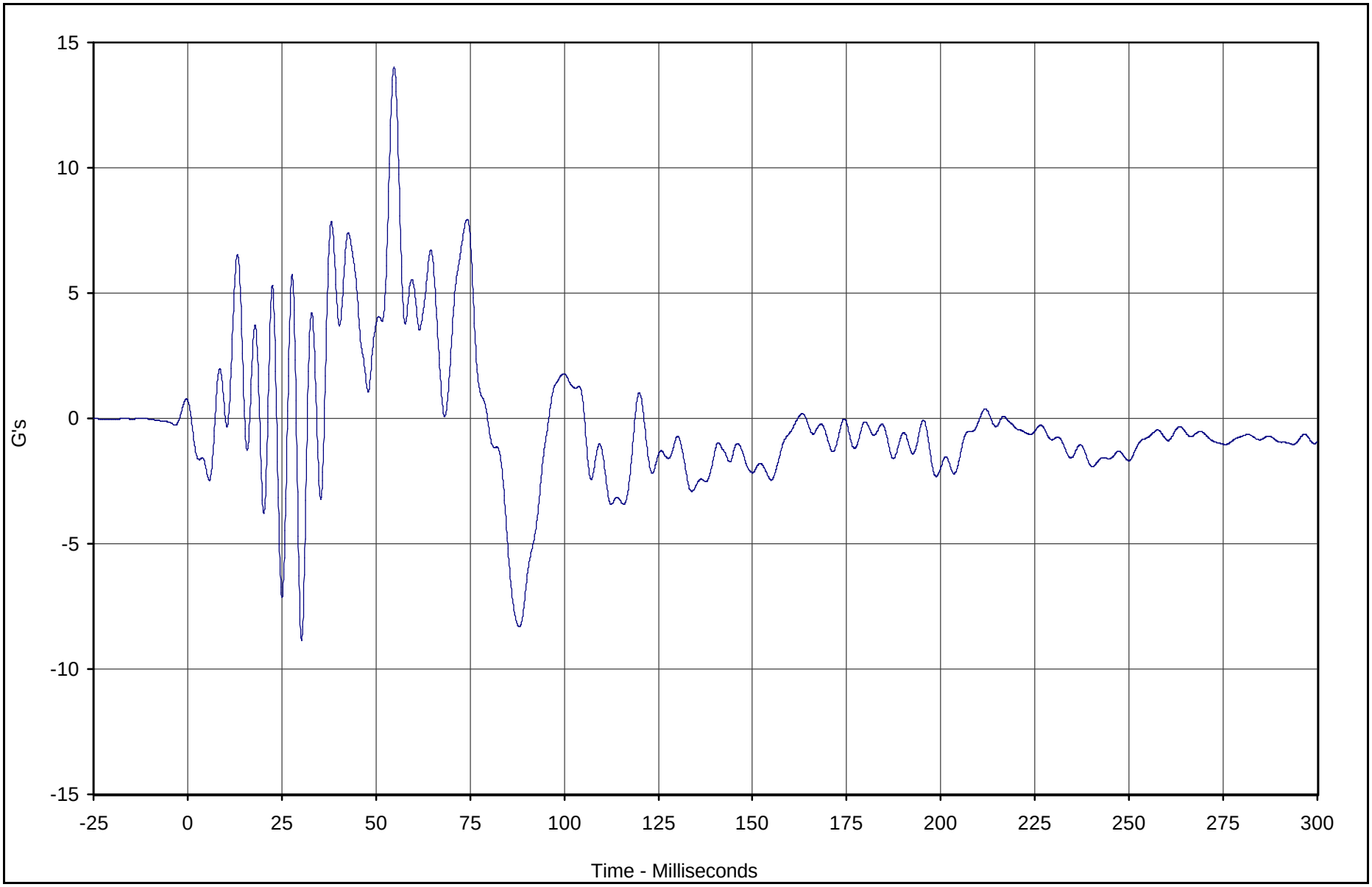

Curve Description	CURNO	Type	Units	Max	Time	Min	Time	SAE Class
Vehicle Left Rear Z	096	FIL	G's	14.0	54.8	-8.9	30.3	60

Test Vehicle: 2004 Lexus RX330 SUV

Test Date: 8/28/03

Test Program: 2003 NHTSA 35mph NCAP

NHTSA No.: M45101

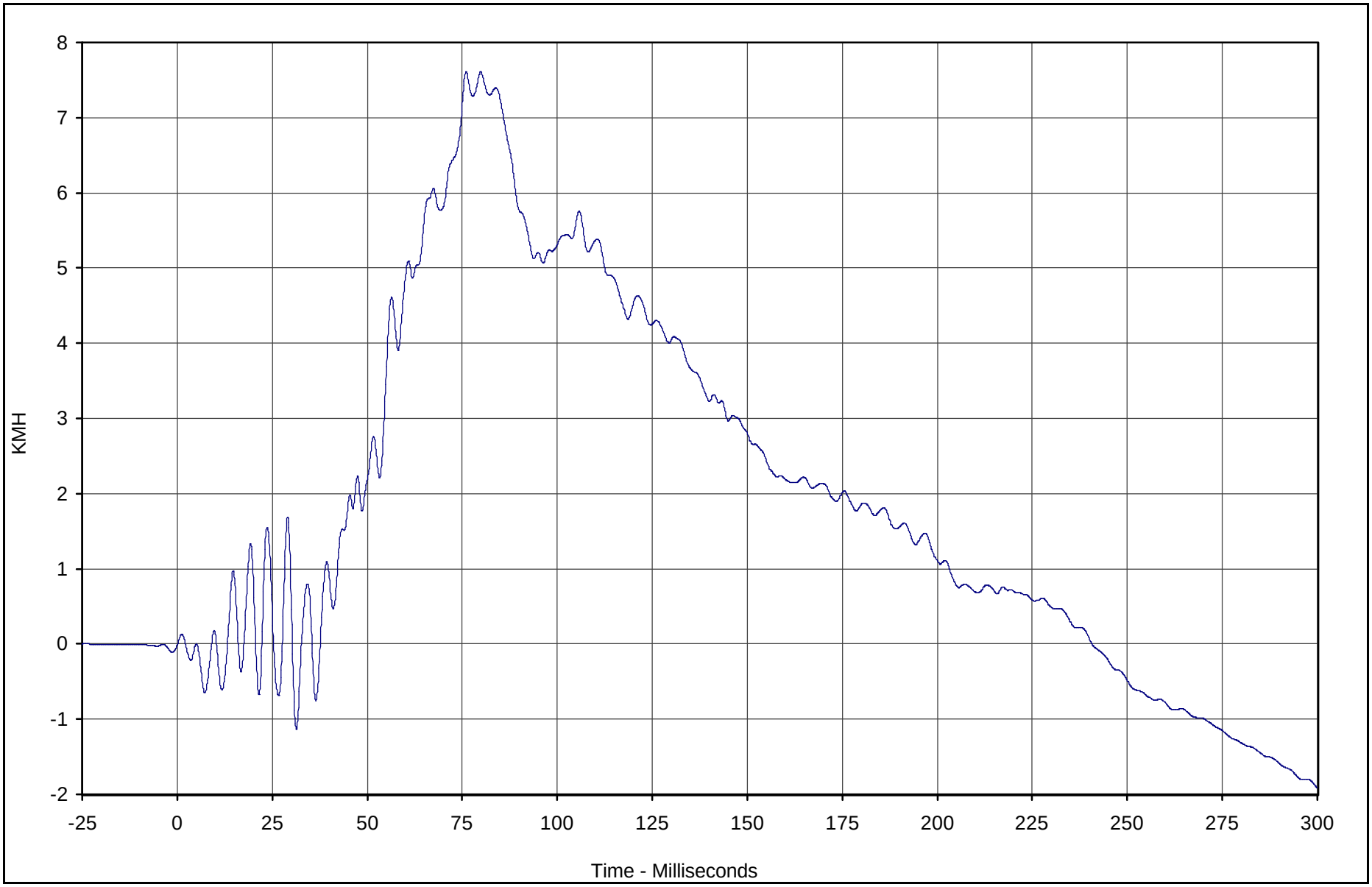

Curve Description	CURNO	Type	Units	Max	Time	Min	Time	SAE Class
Vehicle Left Rear Z Velocity	096	IN1	KMH	7.6	76.0	-1.9	299.9	180

Test Vehicle: 2004 Lexus RX330 SUV

Test Date: 8/28/03

Test Program: 2003 NHTSA 35mph NCAP

NHTSA No.: M45101

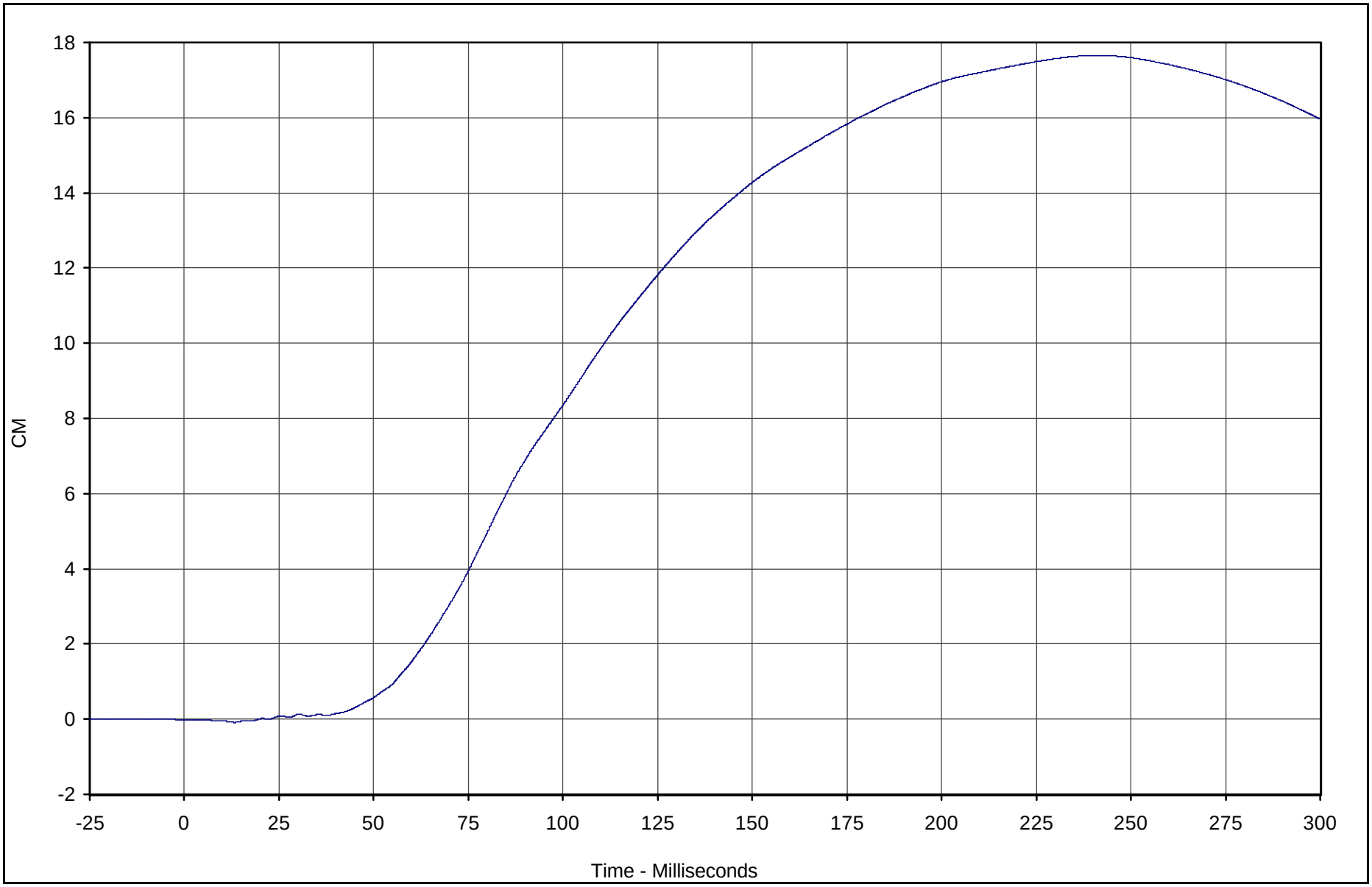

Curve Description	CURNO	Type	Units	Max	Time	Min	Time	SAE Class
Vehicle Left Rear Z Displ.	096	IN2	CM	17.7	240.7	-0.1	13.3	180

Test Vehicle: 2004 Lexus RX330 SUV

Test Date: 8/28/03

Test Program: 2003 NHTSA 35mph NCAP

NHTSA No.: M45101

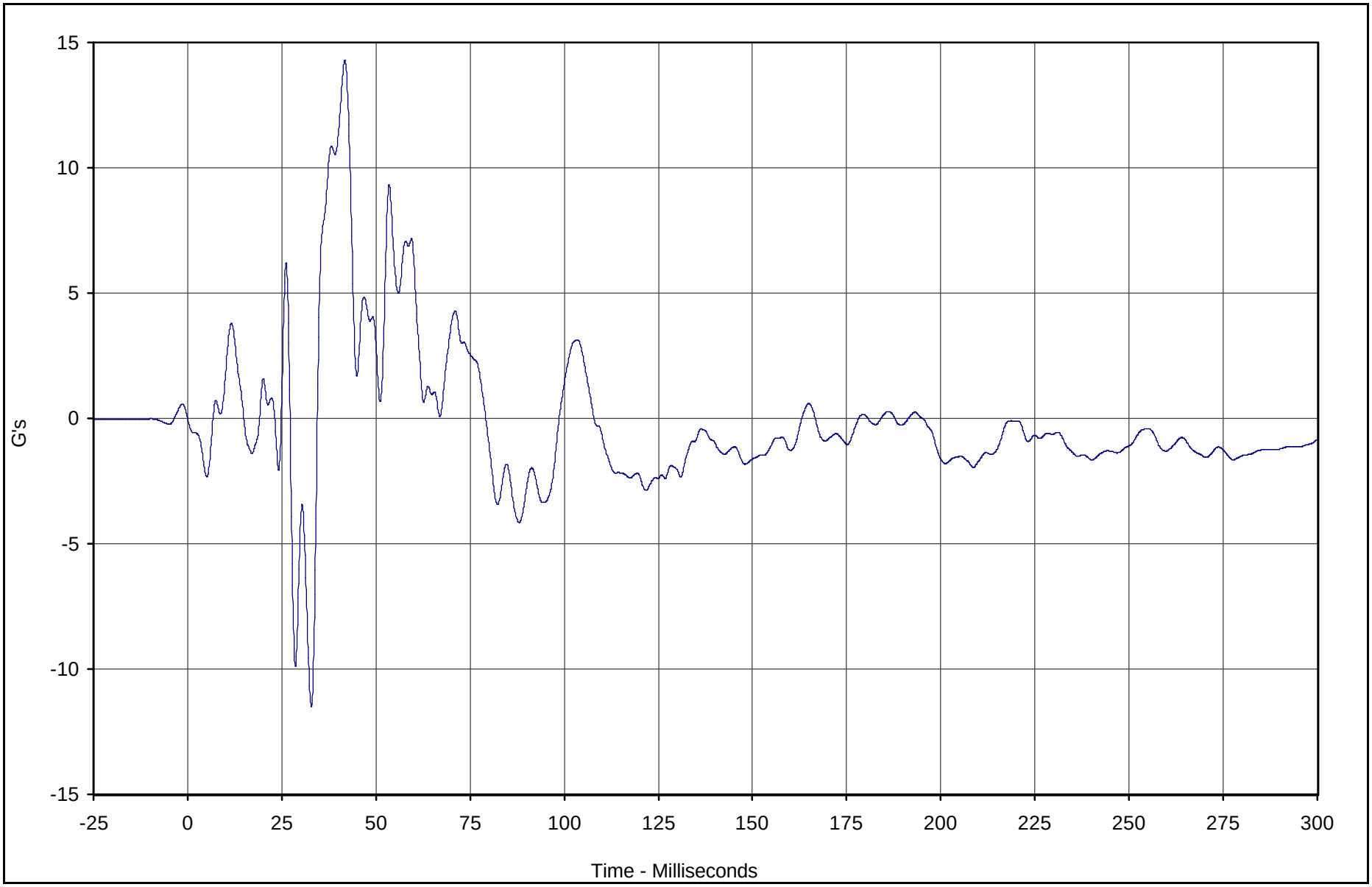

Curve Description	CURNO	Type	Units	Max	Time	Min	Time	SAE Class
Vehicle Right Rear Z	097	FIL	G's	14.3	41.7	-11.5	32.9	60

Test Vehicle: 2004 Lexus RX330 SUV

Test Date: 8/28/03

Test Program: 2003 NHTSA 35mph NCAP

NHTSA No.: M45101

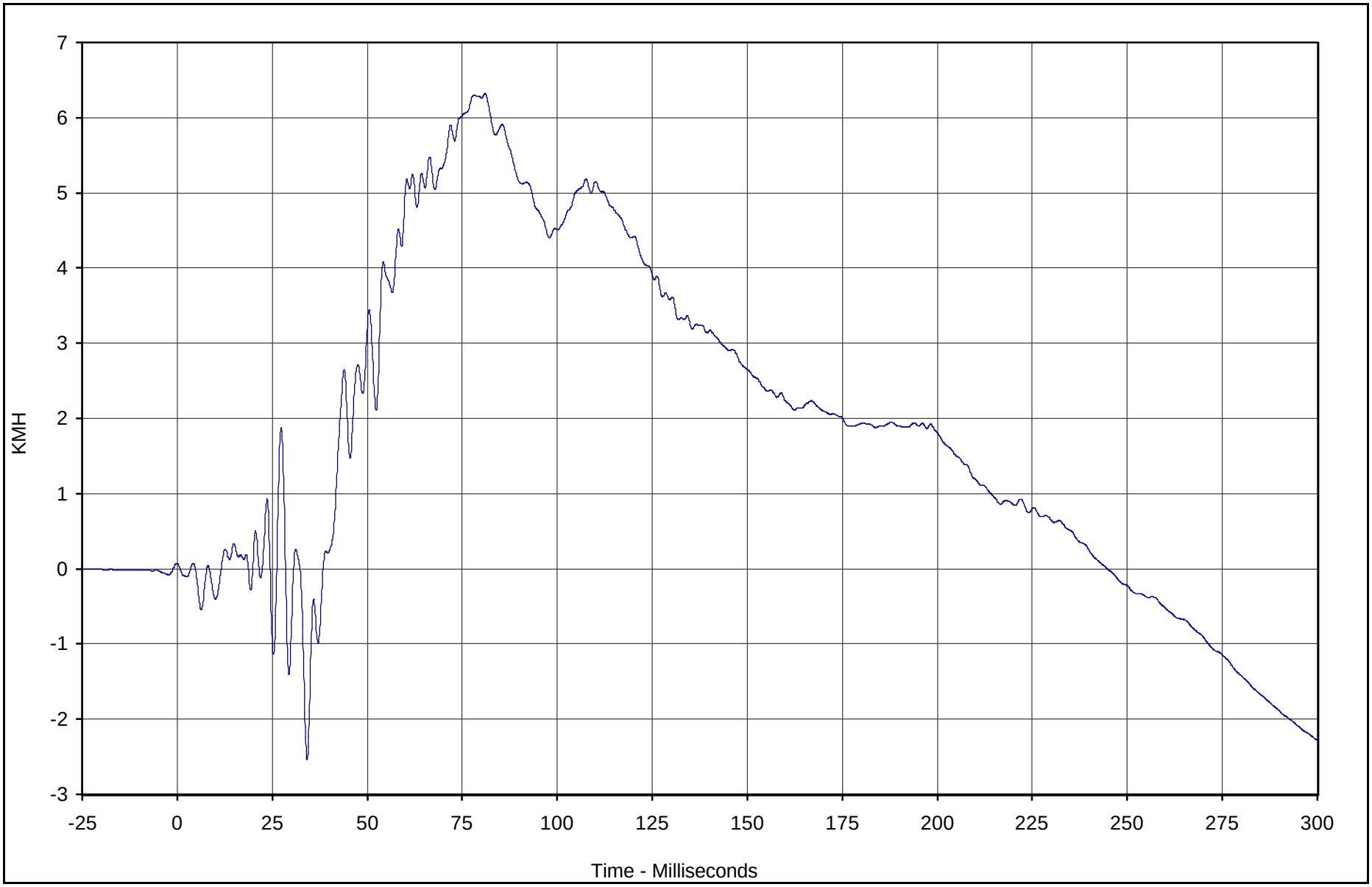

Curve Description	CURNO	Type	Units	Max	Time	Min	Time	SAE Class
Vehicle Right Rear Z Velocity	097	IN1	KMH	6.3	81.0	-2.5	34.2	180

Test Vehicle: 2004 Lexus RX330 SUV

Test Date: 8/28/03

Test Program: 2003 NHTSA 35mph NCAP

NHTSA No.: M45101

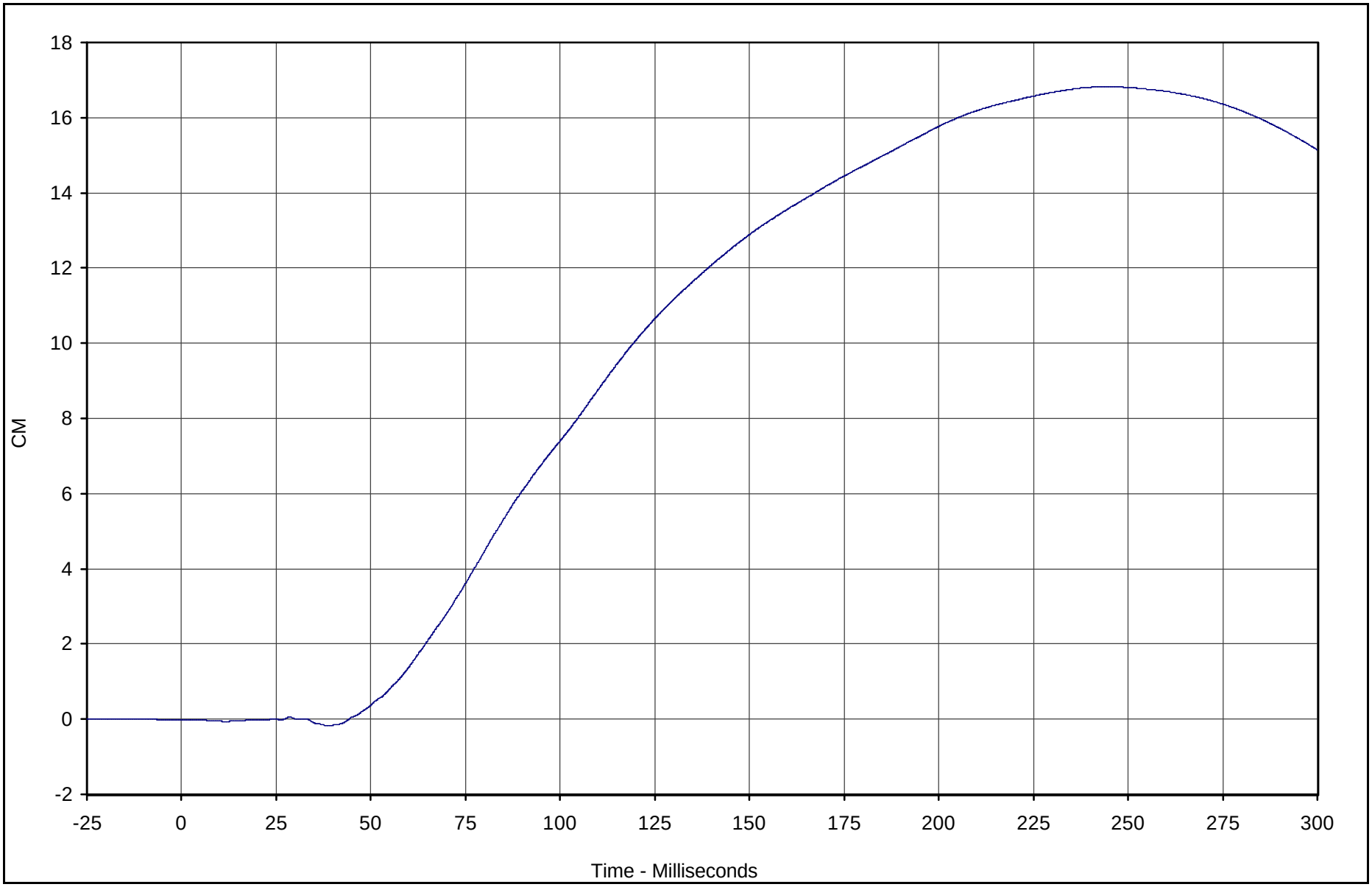

Curve Description	CURNO	Type	Units	Max	Time	Min	Time	SAE Class
Vehicle Right Rear Z Displ.	097	IN2	CM	16.8	244.6	-0.2	38.4	180

Test Vehicle: 2004 Lexus RX330 SUV

Test Date: 8/28/03

Test Program: 2003 NHTSA 35mph NCAP

NHTSA No.: M45101

APPENDIX C

LOAD CELL BARRIER DATA PLOTS

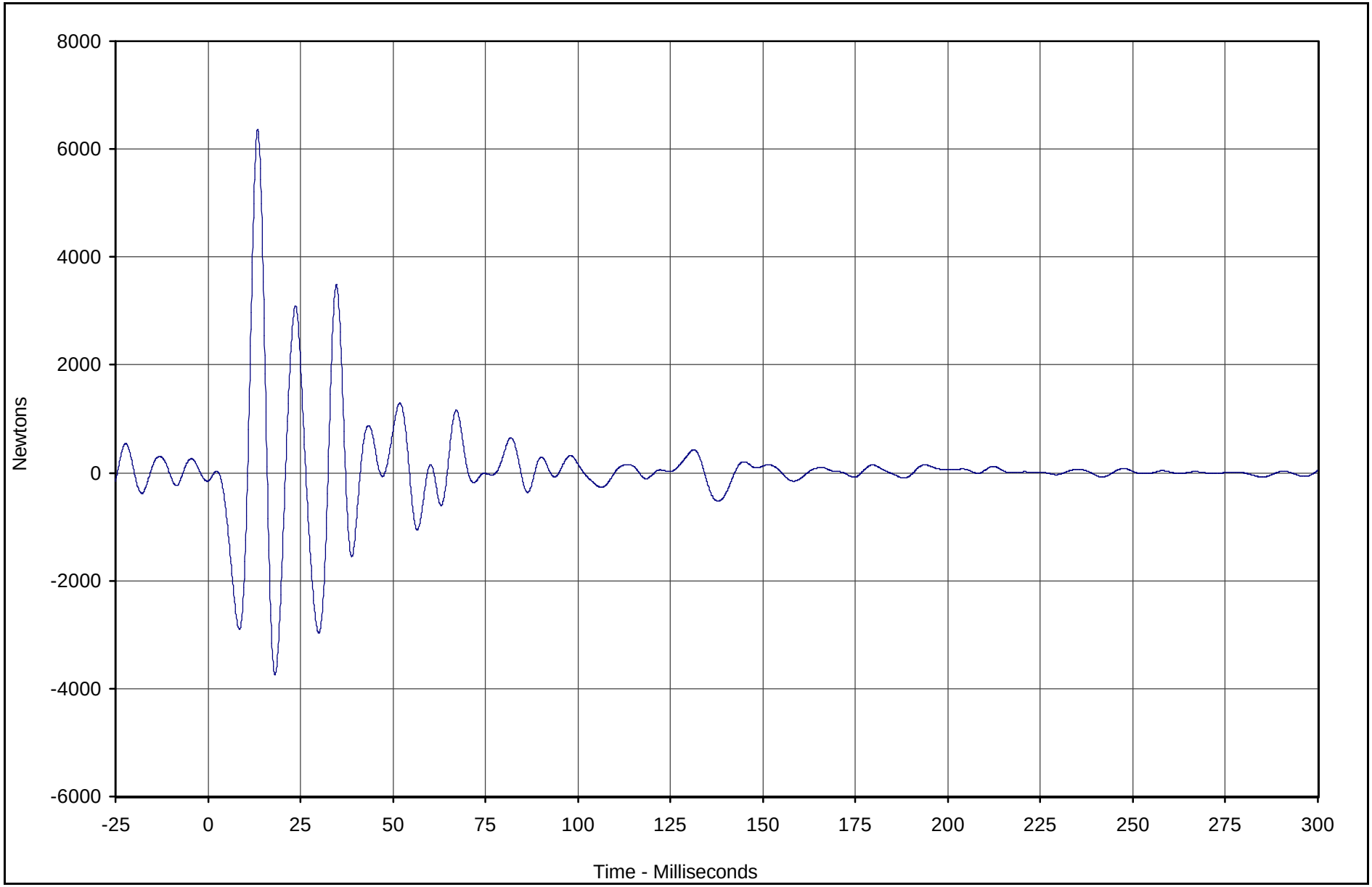

Curve Description	CURNO	Type	Units	Max	Time	Min	Time	SAE Class
Barrier Force A1	098	FIL	Newtons	6361.7	13.4	-3736.2	18.1	60

Test Vehicle: 2004 Lexus RX330 SUV

Test Program: 2003 NHTSA 35mph NCAP

Test Date: 8/28/03

NHTSA No.: M45101

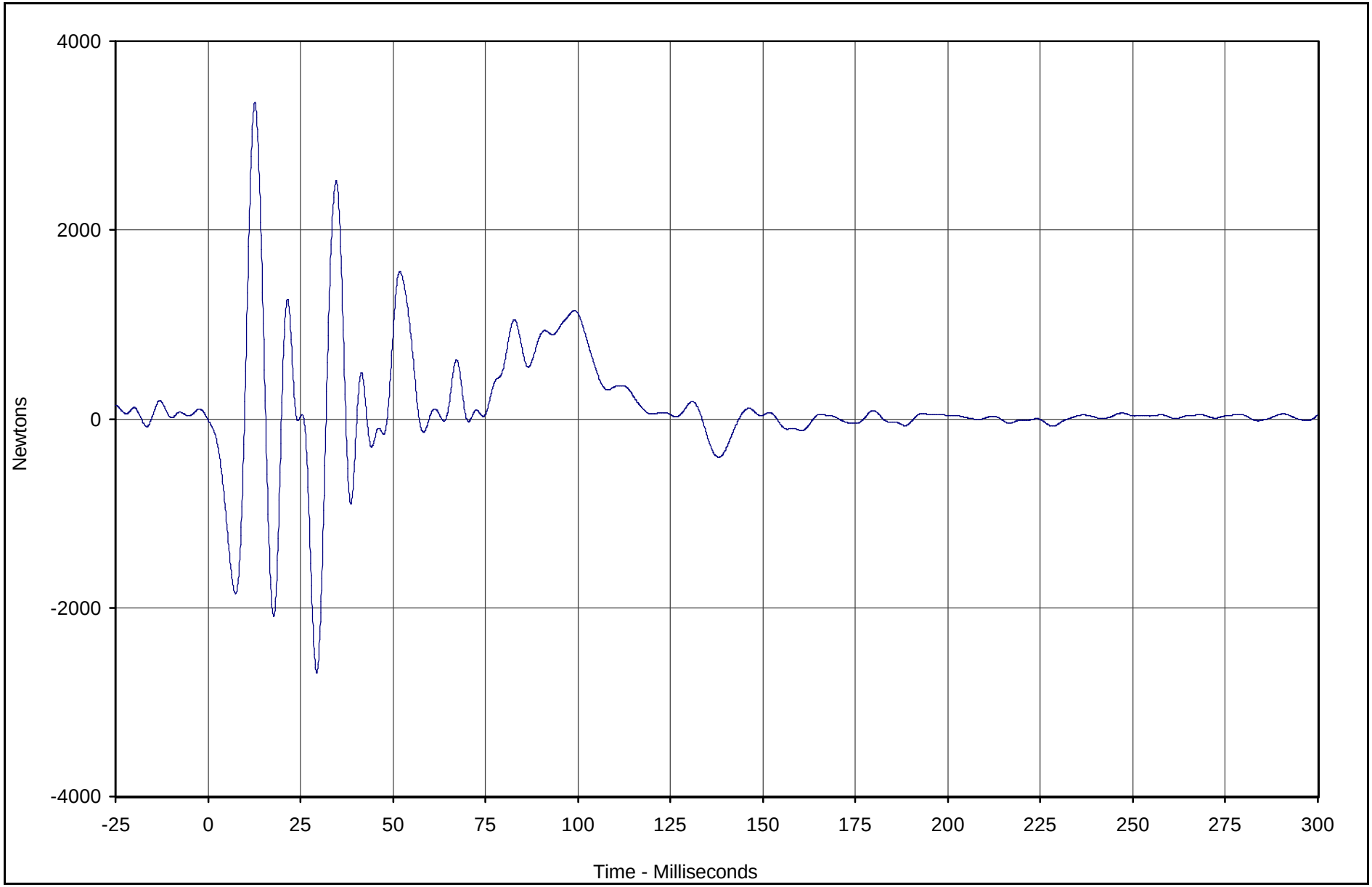

Curve Description	CURNO	Type	Units	Max	Time	Min	Time	SAE Class
Barrier Force A2	099	FIL	Newtons	3353.1	12.7	-2688.3	29.4	60

Test Vehicle: 2004 Lexus RX330 SUV

Test Program: 2003 NHTSA 35mph NCAP

Test Date: 8/28/03

NHTSA No.: M45101

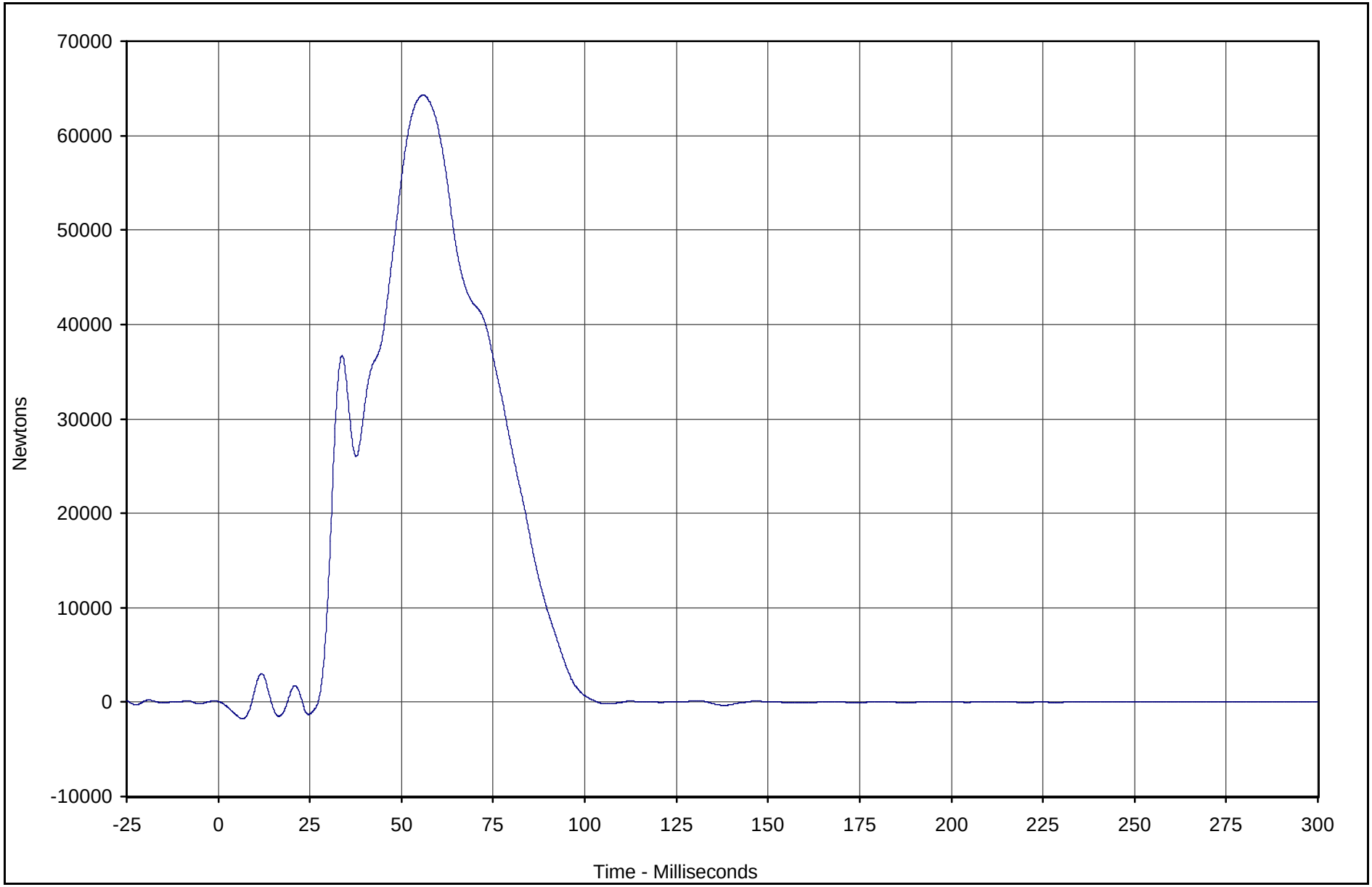

Curve Description	CURNO	Type	Units	Max	Time	Min	Time	SAE Class
Barrier Force A3	100	FIL	Newtons	64291.5	55.9	-1756.7	6.6	60

Test Vehicle: 2004 Lexus RX330 SUV

Test Program: 2003 NHTSA 35mph NCAP

Test Date: 8/28/03

NHTSA No.: M45101

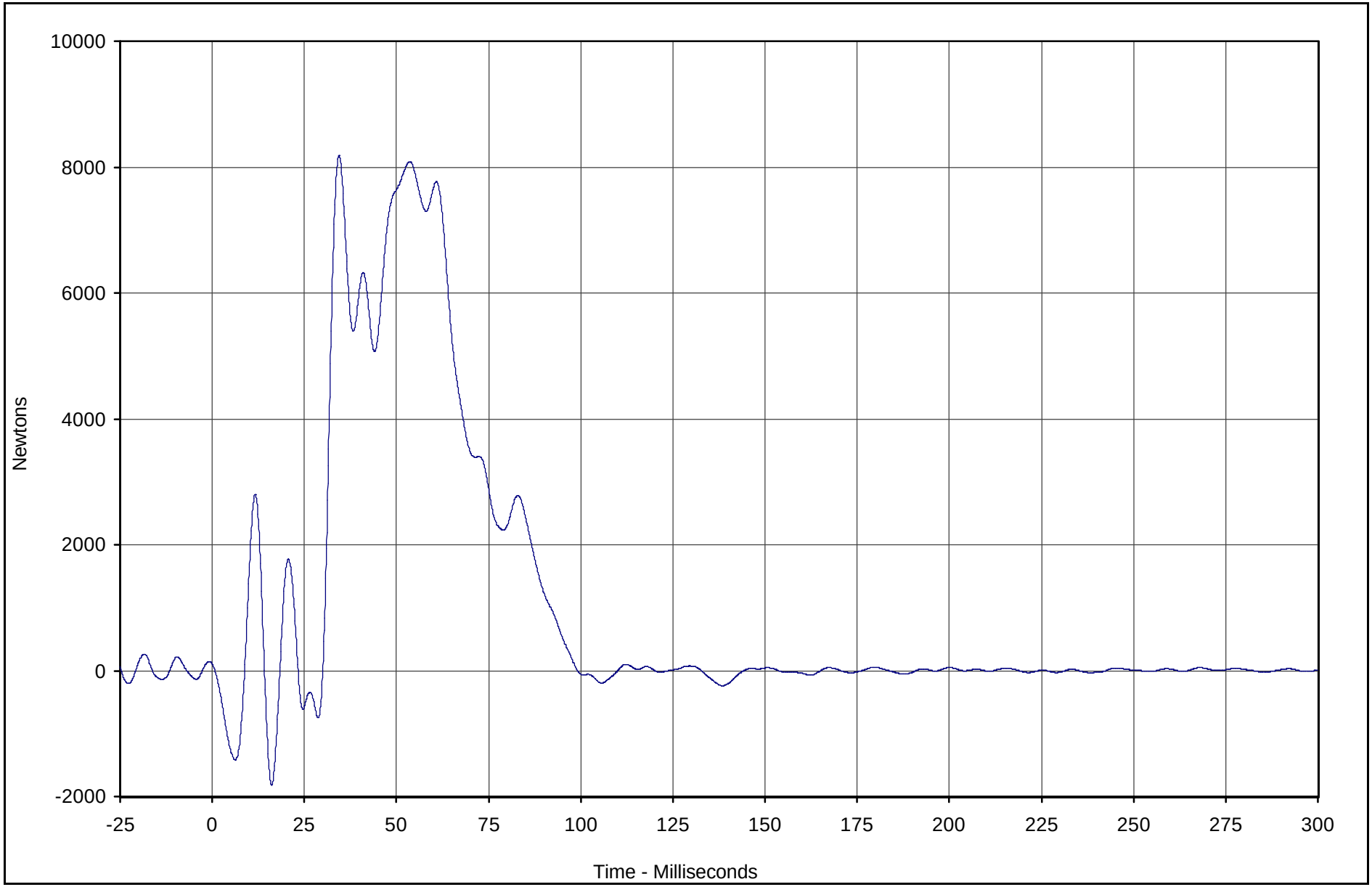

Curve Description	CURNO	Type	Units	Max	Time	Min	Time	SAE Class
Barrier Force A4	101	FIL	Newtons	8182.4	34.4	-1818.3	16.1	60

Test Vehicle: 2004 Lexus RX330 SUV

Test Program: 2003 NHTSA 35mph NCAP

Test Date: 8/28/03

NHTSA No.: M45101

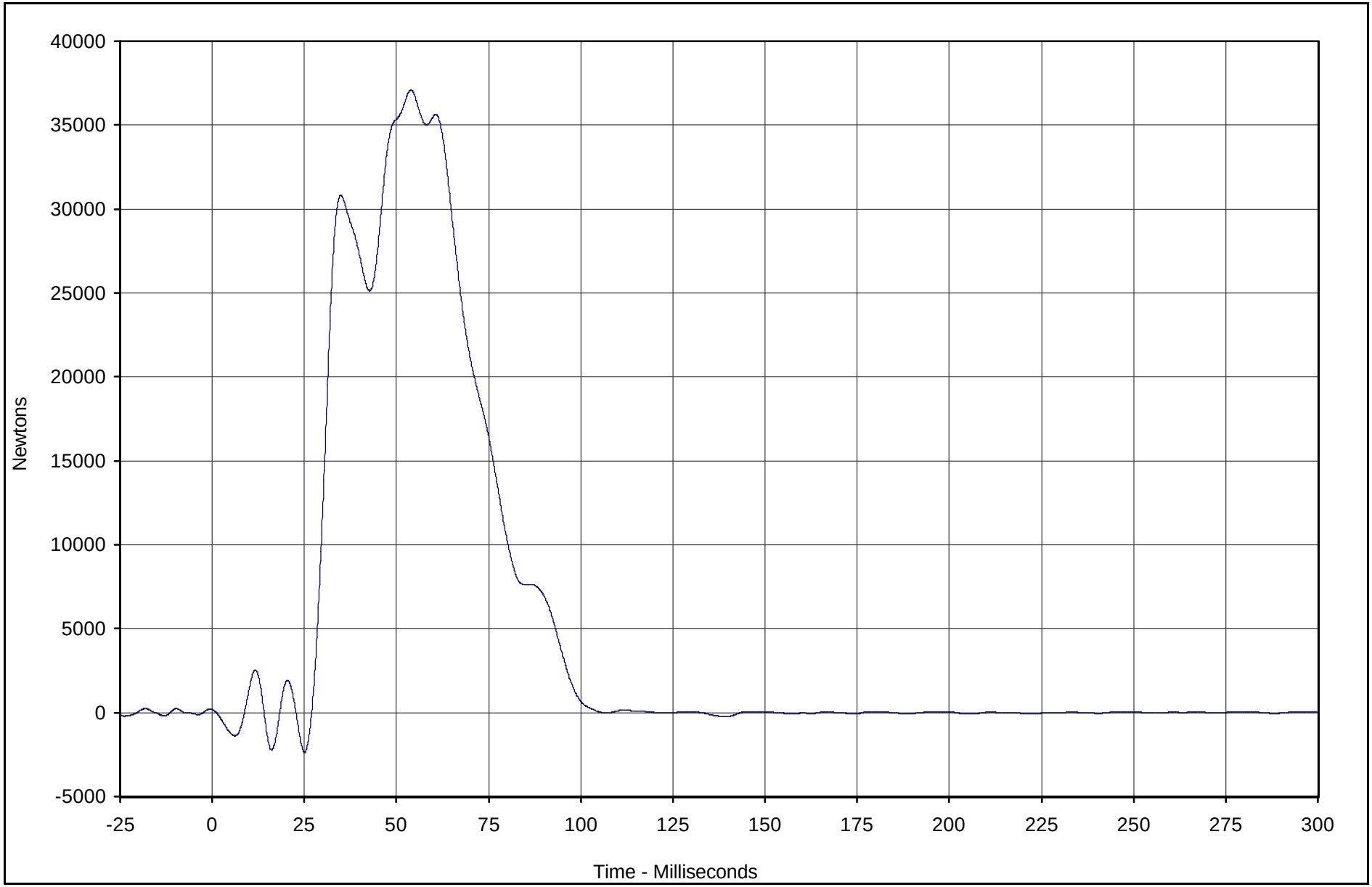

Curve Description	CURNO	Type	Units	Max	Time	Min	Time	SAE Class
Barrier Force A5	102	FIL	Newtons	37096.1	53.9	-2376.1	25.0	60

Test Vehicle: 2004 Lexus RX330 SUV

Test Program: 2003 NHTSA 35mph NCAP

Test Date: 8/28/03

NHTSA No.: M45101

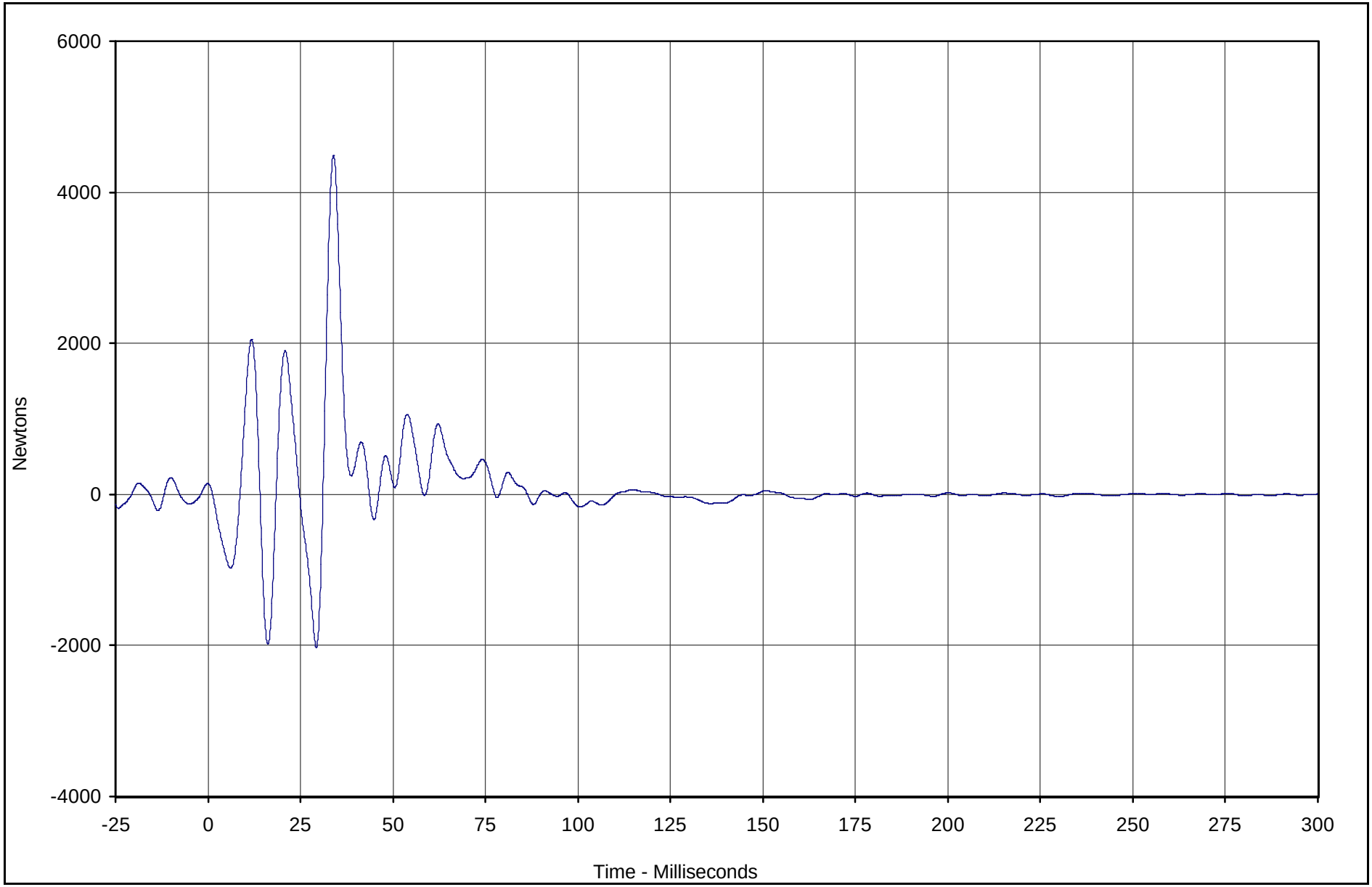

Curve Description	CURNO	Type	Units	Max	Time	Min	Time	SAE Class
Barrier Force A6	103	FIL	Newtons	4488.9	33.9	-2029.6	29.3	60

Test Vehicle: 2004 Lexus RX330 SUV

Test Date: 8/28/03

Test Program: 2003 NHTSA 35mph NCAP

NHTSA No.: M45101

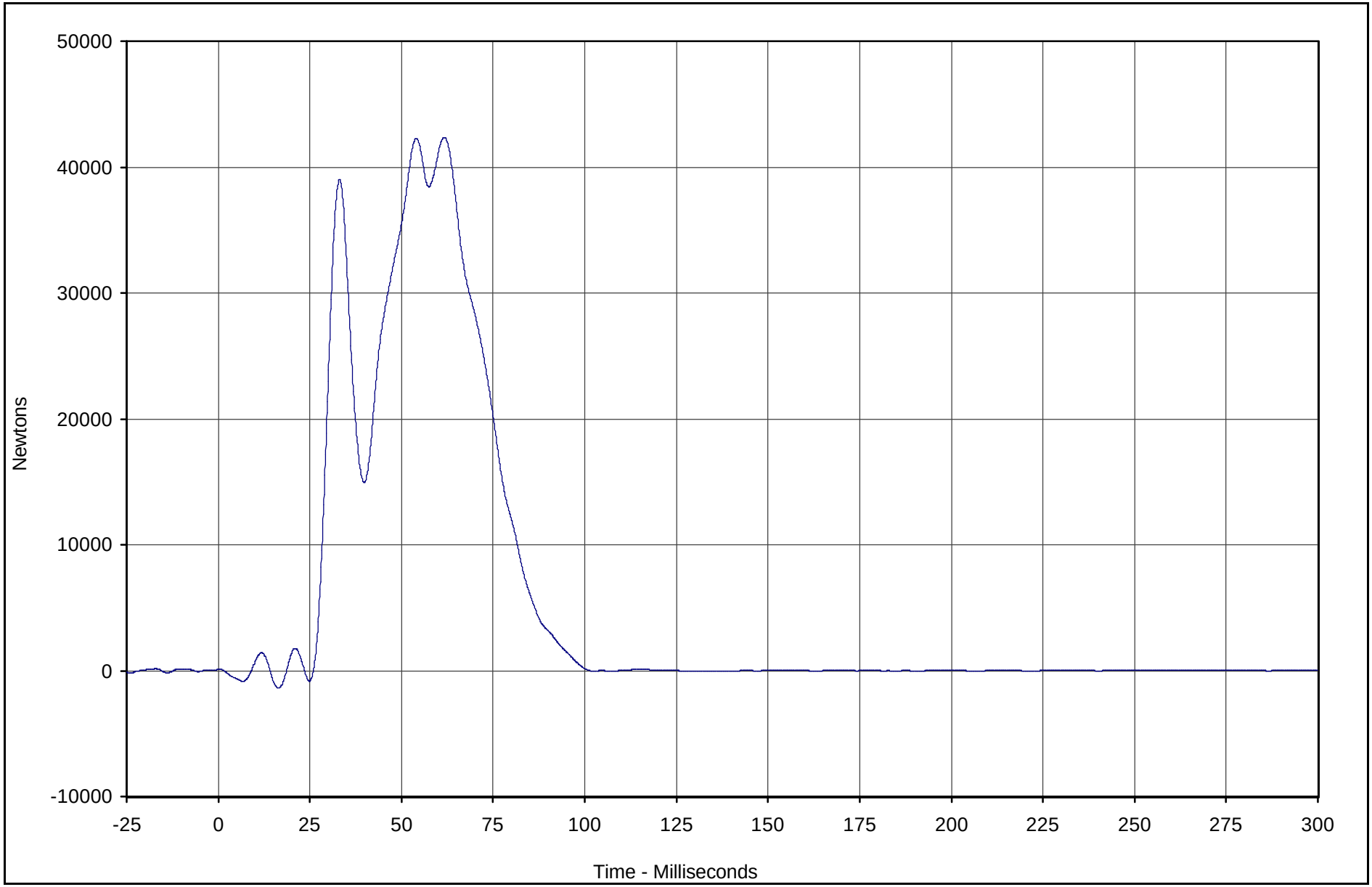

Curve Description	CURNO	Type	Units	Max	Time	Min	Time	SAE Class
Barrier Force A7	104	FIL	Newtons	42347.2	61.7	-1391.6	16.4	60

Test Vehicle: 2004 Lexus RX330 SUV

Test Program: 2003 NHTSA 35mph NCAP

Test Date: 8/28/03

NHTSA No.: M45101

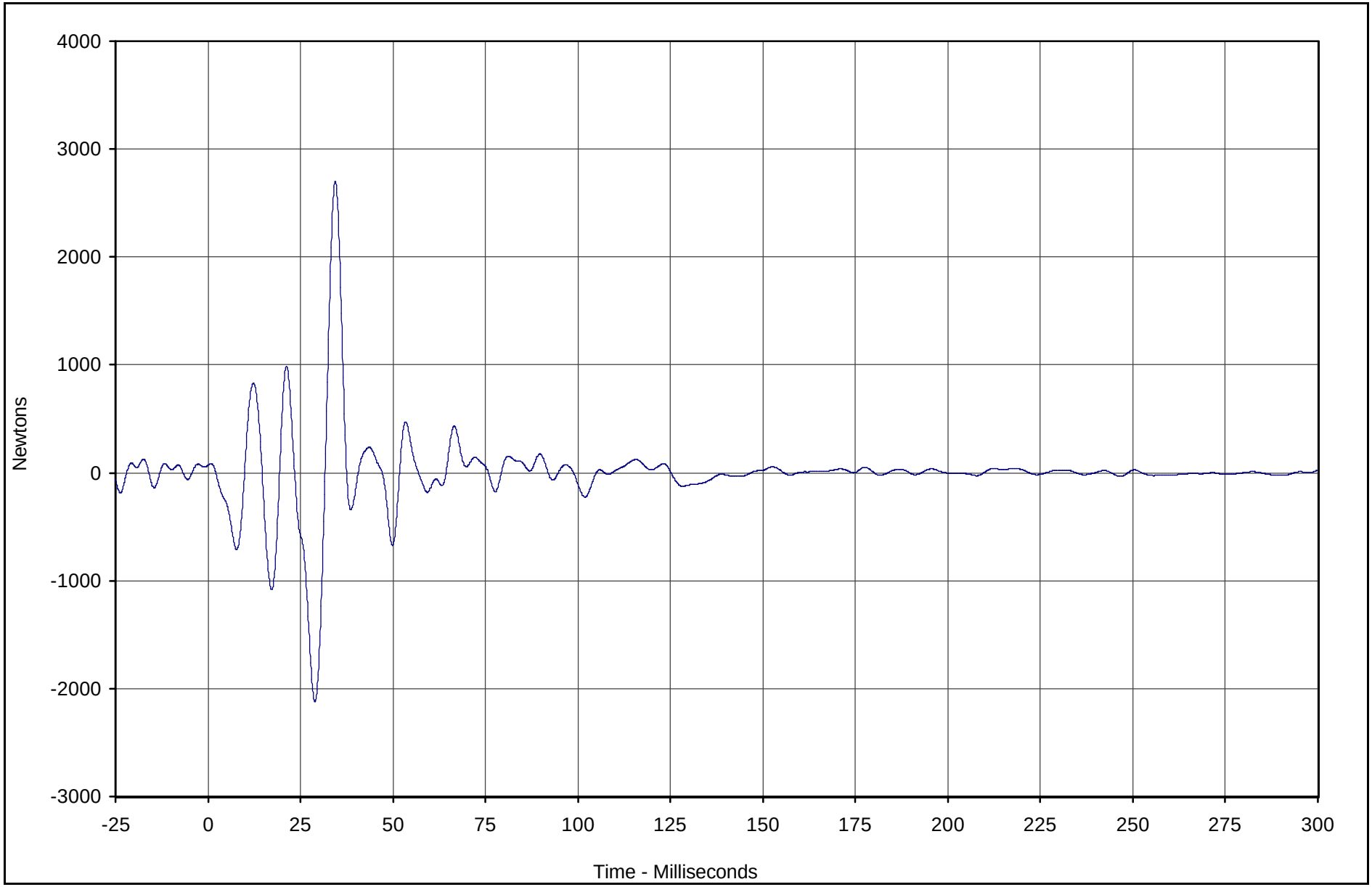

Curve Description	CURNO	Type	Units	Max	Time	Min	Time	SAE Class
Barrier Force A8	105	FIL	Newtons	2702.9	34.4	-2117.8	28.9	60

Test Vehicle: 2004 Lexus RX330 SUV

Test Date: 8/28/03

Test Program: 2003 NHTSA 35mph NCAP

NHTSA No.: M45101

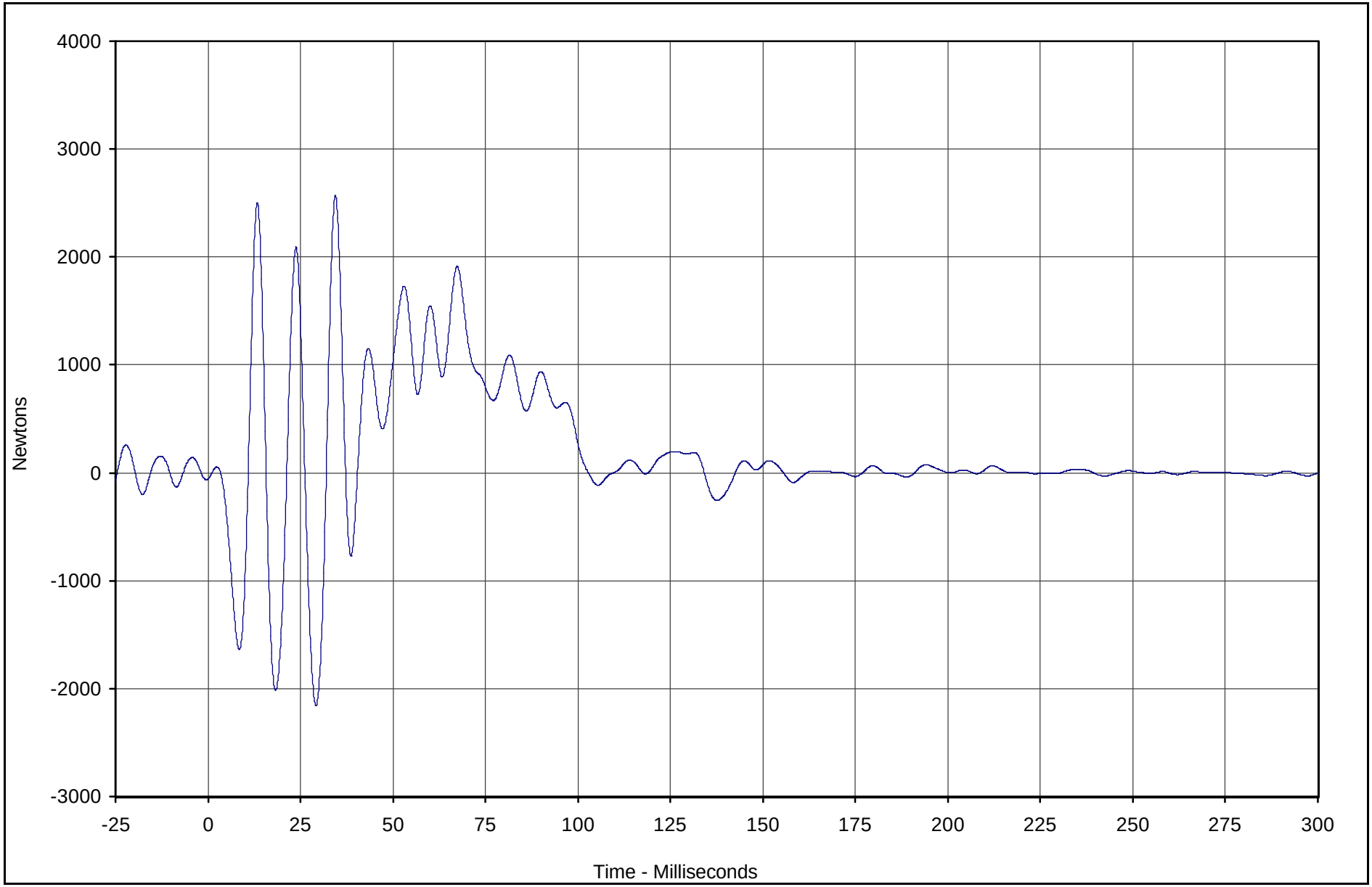

Curve Description	CURNO	Type	Units	Max	Time	Min	Time	SAE Class
Barrier Force A9	106	FIL	Newtons	2573.7	34.5	-2156.7	29.2	60

Test Vehicle: 2004 Lexus RX330 SUV

Test Date: 8/28/03

Test Program: 2003 NHTSA 35mph NCAP

NHTSA No.: M45101

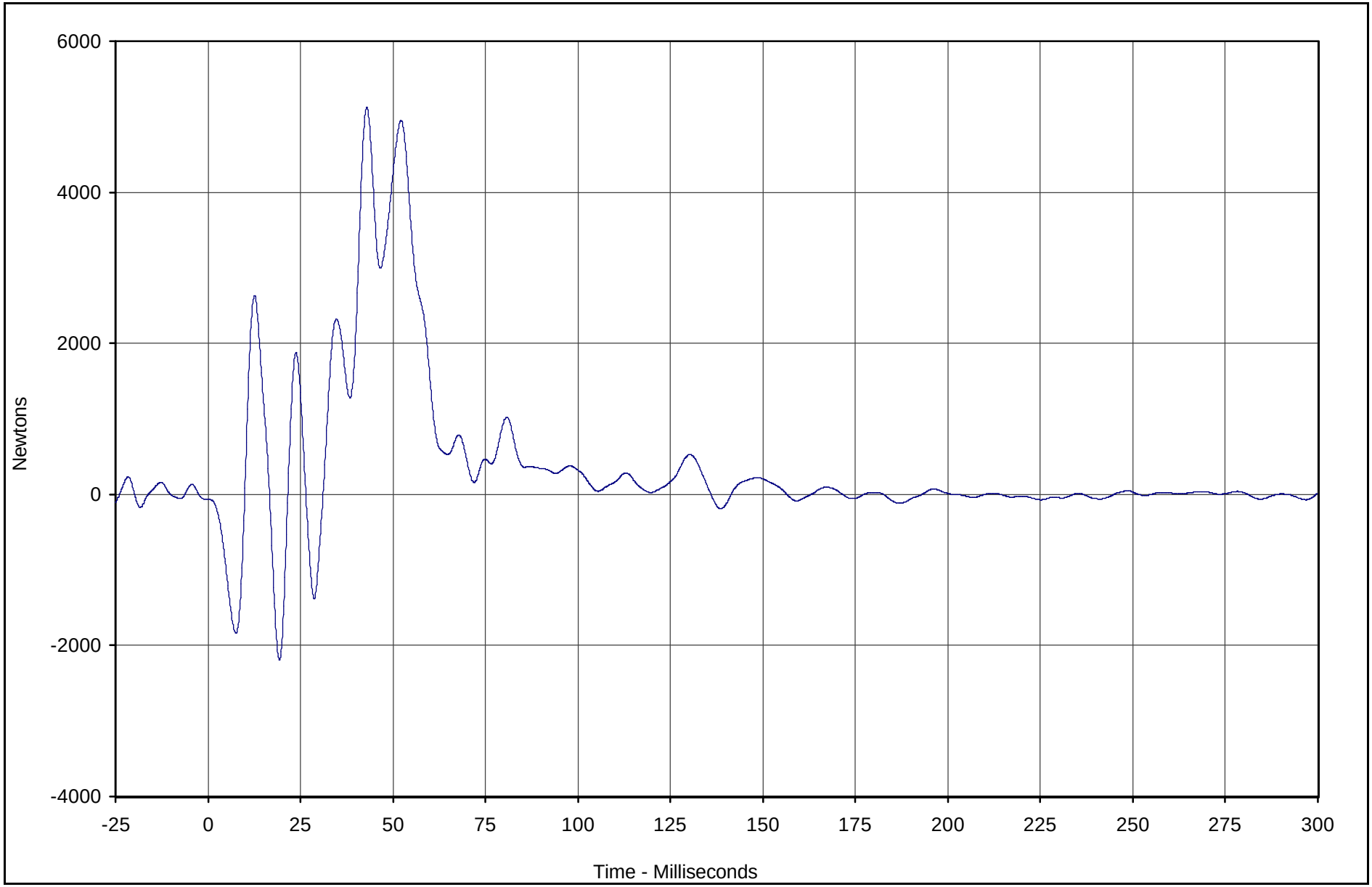

Curve Description	CURNO	Type	Units	Max	Time	Min	Time	SAE Class
Barrier Force B1	107	FIL	Newtons	5122.7	42.9	-2195.2	19.3	60

Test Vehicle: 2004 Lexus RX330 SUV

Test Program: 2003 NHTSA 35mph NCAP

Test Date: 8/28/03

NHTSA No.: M45101

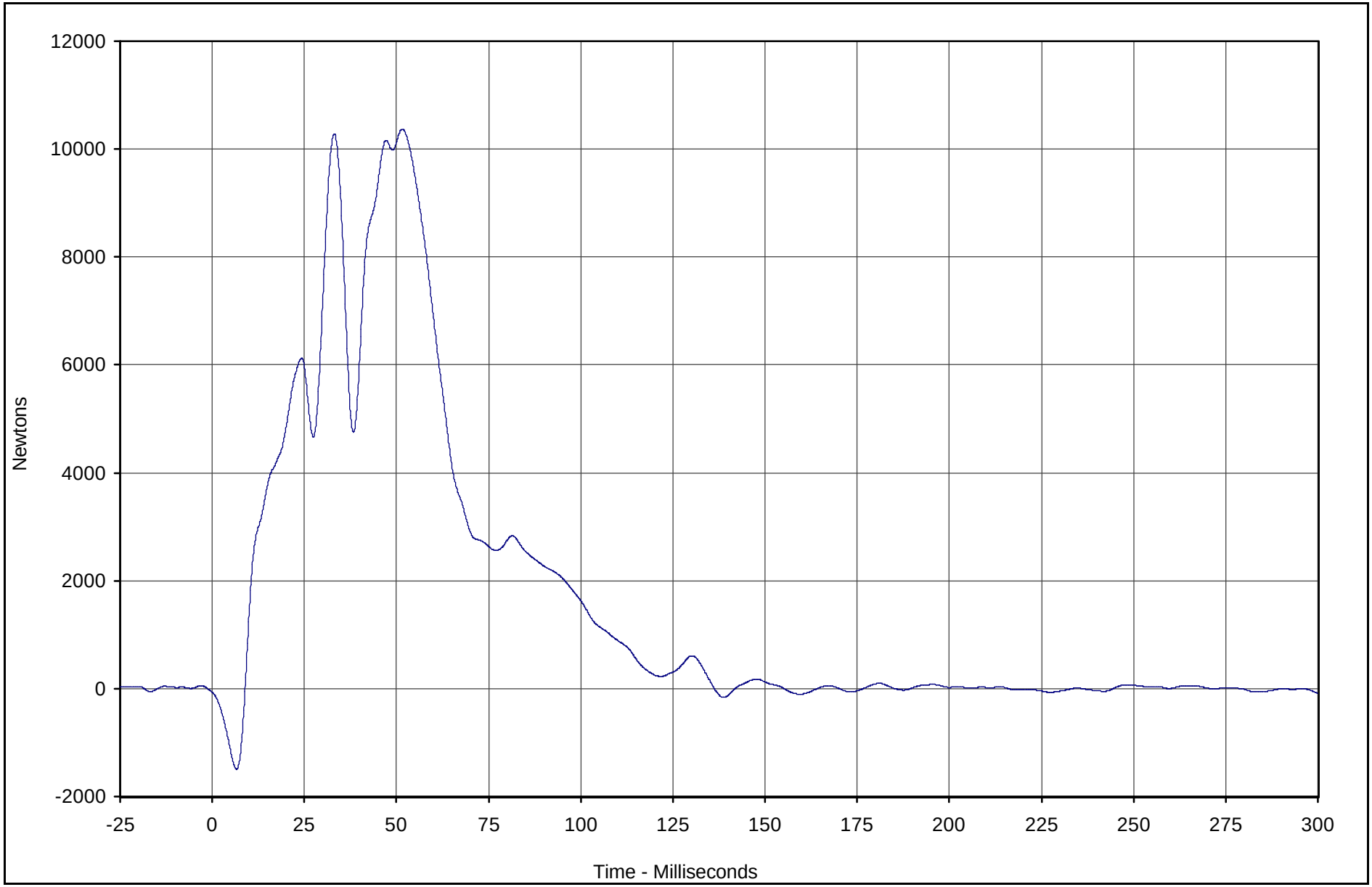

Curve Description	CURNO	Type	Units	Max	Time	Min	Time	SAE Class
Barrier Force B2	108	FIL	Newtons	10370.9	51.6	-1495.1	6.6	60

Test Vehicle: 2004 Lexus RX330 SUV

Test Program: 2003 NHTSA 35mph NCAP

Test Date: 8/28/03

NHTSA No.: M45101

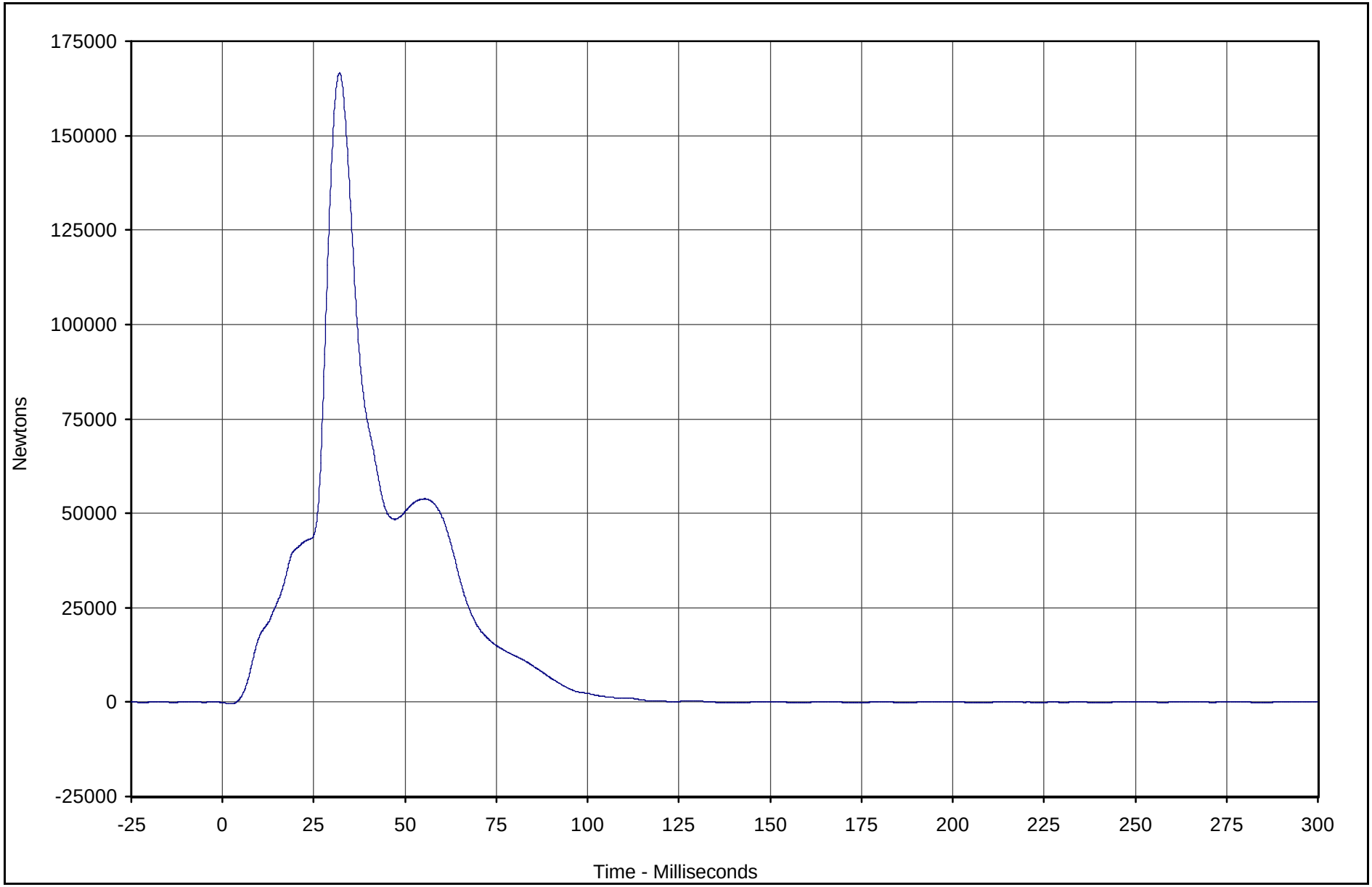

Curve Description	CURNO	Type	Units	Max	Time	Min	Time	SAE Class
Barrier Force B3	109	FIL	Newtons	166559.9	32.0	-480.4	2.3	60

Test Vehicle: 2004 Lexus RX330 SUV

Test Program: 2003 NHTSA 35mph NCAP

Test Date: 8/28/03

NHTSA No.: M45101

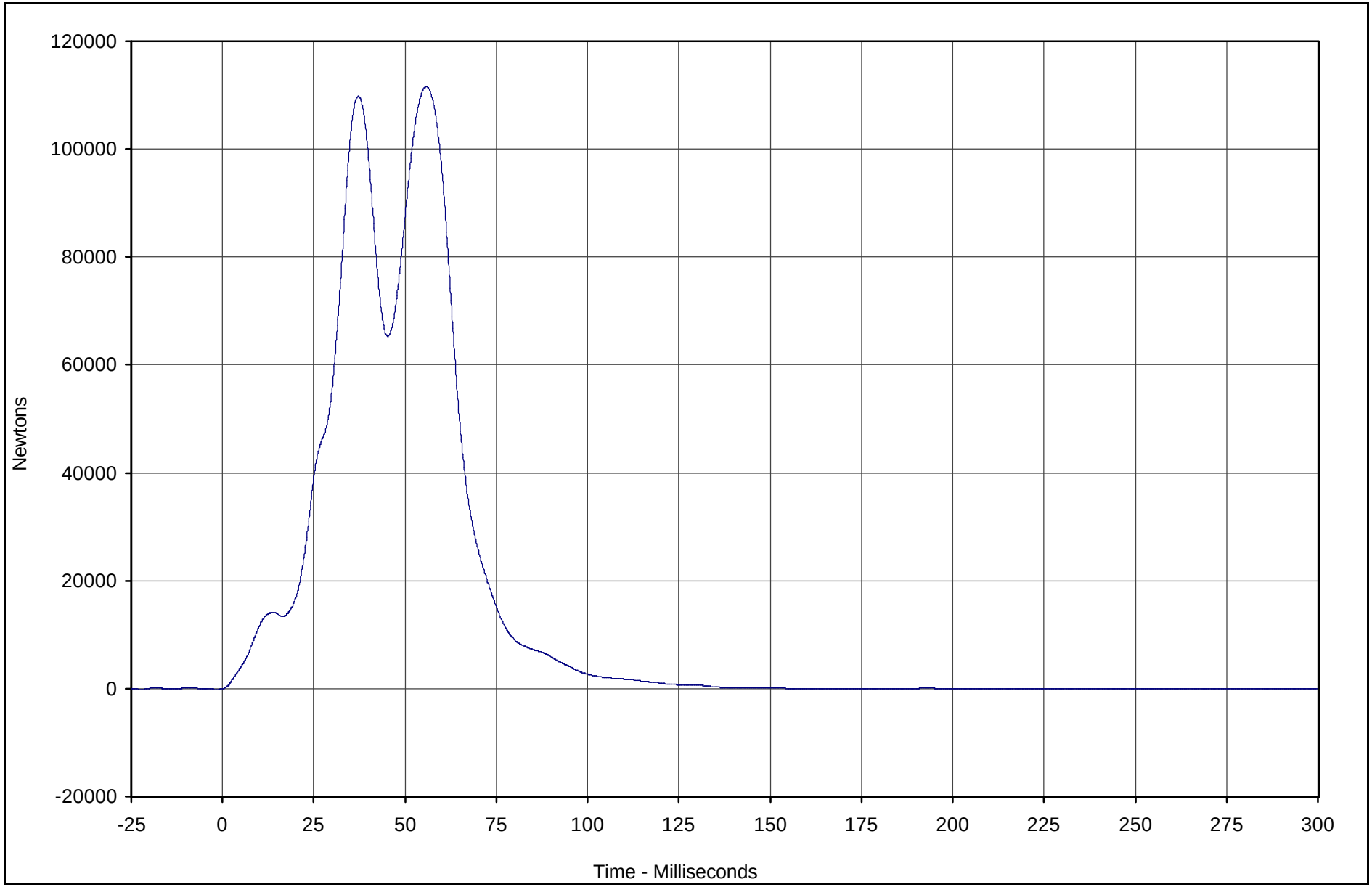

Curve Description	CURNO	Type	Units	Max	Time	Min	Time	SAE Class
Barrier Force B4	110	FIL	Newtons	111599.4	55.8	-56.5	284.7	60

Test Vehicle: 2004 Lexus RX330 SUV

Test Program: 2003 NHTSA 35mph NCAP

Test Date: 8/28/03

NHTSA No.: M45101

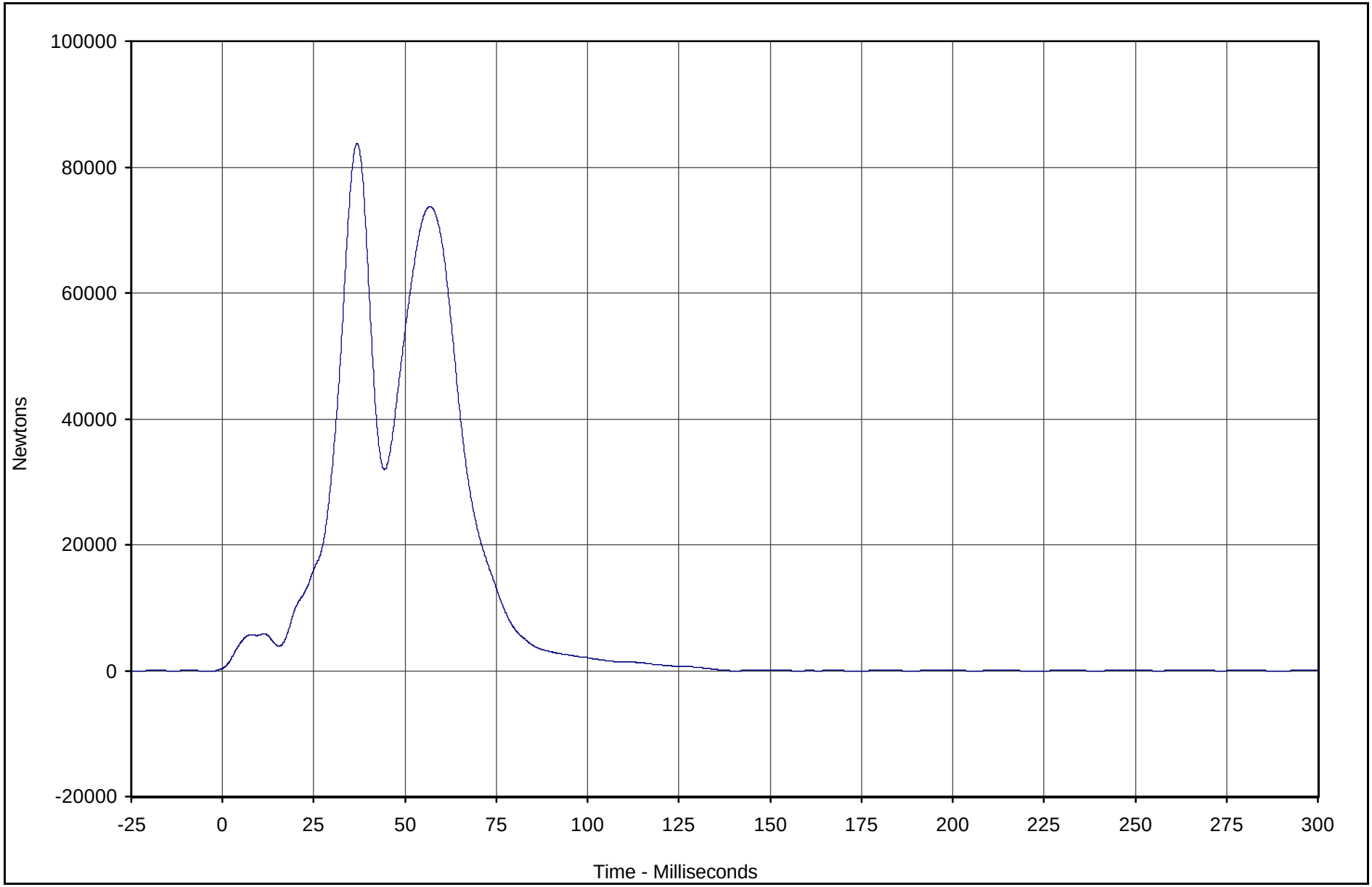

Curve Description	CURNO	Type	Units	Max	Time	Min	Time	SAE Class
Barrier Force B5	111	FIL	Newtons	83697.9	36.9	-65.1	174.0	60

Test Vehicle: 2004 Lexus RX330 SUV

Test Program: 2003 NHTSA 35mph NCAP

Test Date: 8/28/03

NHTSA No.: M45101

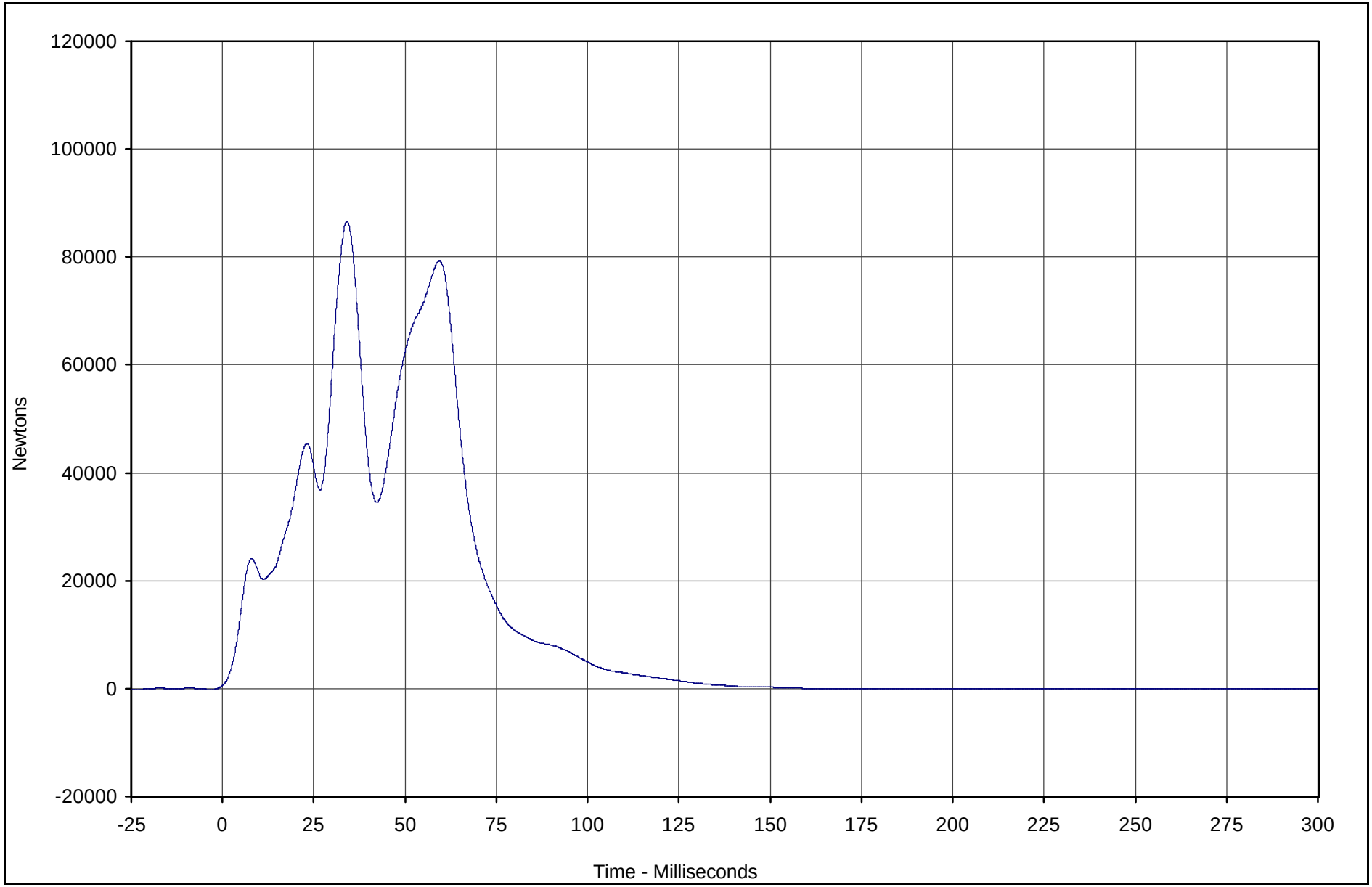

Curve Description	CURNO	Type	Units	Max	Time	Min	Time	SAE Class
Barrier Force B6	112	FIL	Newtons	86676.2	34.1	-49.9	175.3	60

Test Vehicle: 2004 Lexus RX330 SUV

Test Program: 2003 NHTSA 35mph NCAP

Test Date: 8/28/03

NHTSA No.: M45101

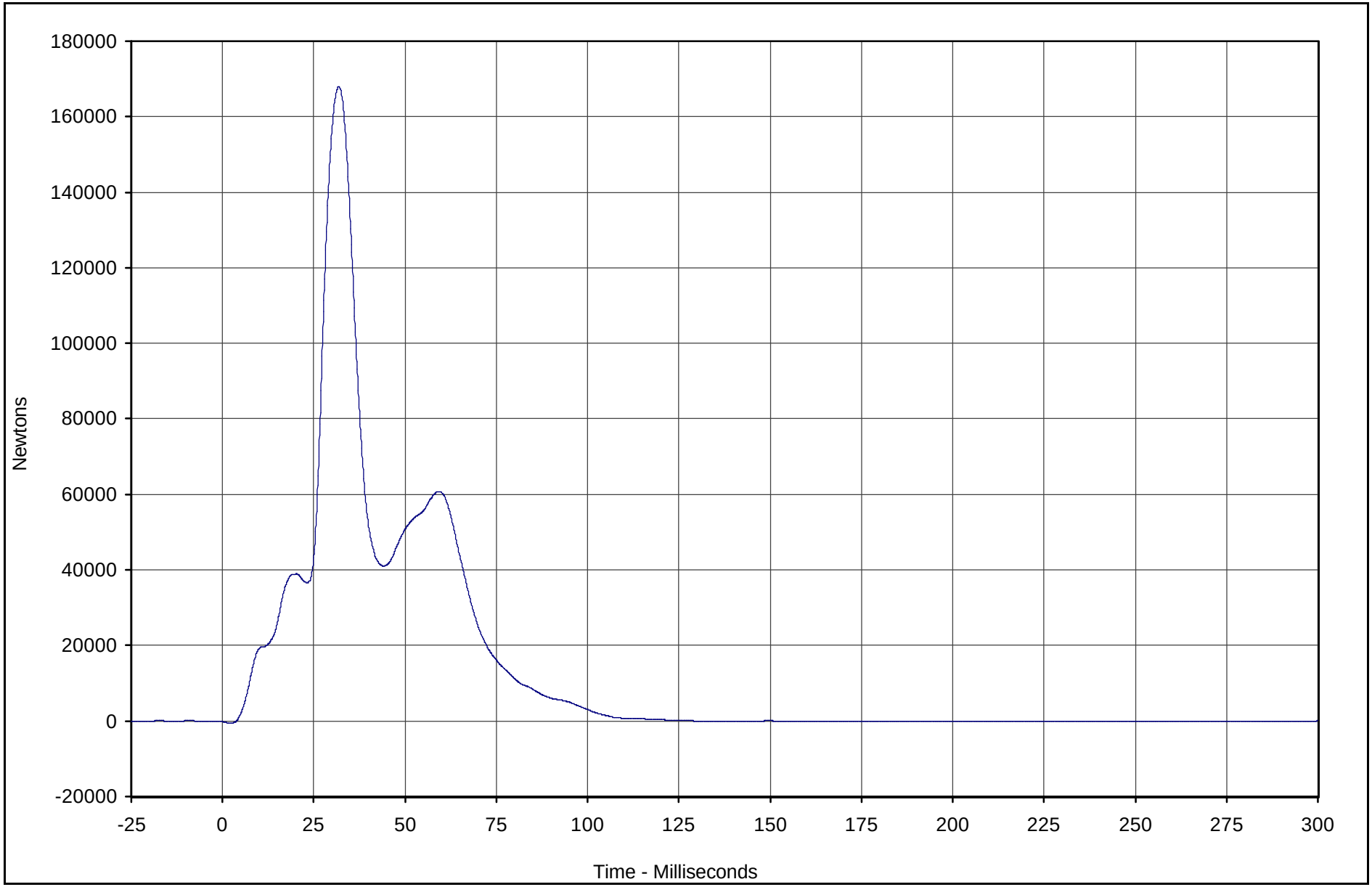

Curve Description	CURNO	Type	Units	Max	Time	Min	Time	SAE Class
Barrier Force B7	113	FIL	Newtons	167903.5	31.9	-628.5	2.2	60

Test Vehicle: 2004 Lexus RX330 SUV

Test Program: 2003 NHTSA 35mph NCAP

Test Date: 8/28/03

NHTSA No.: M45101

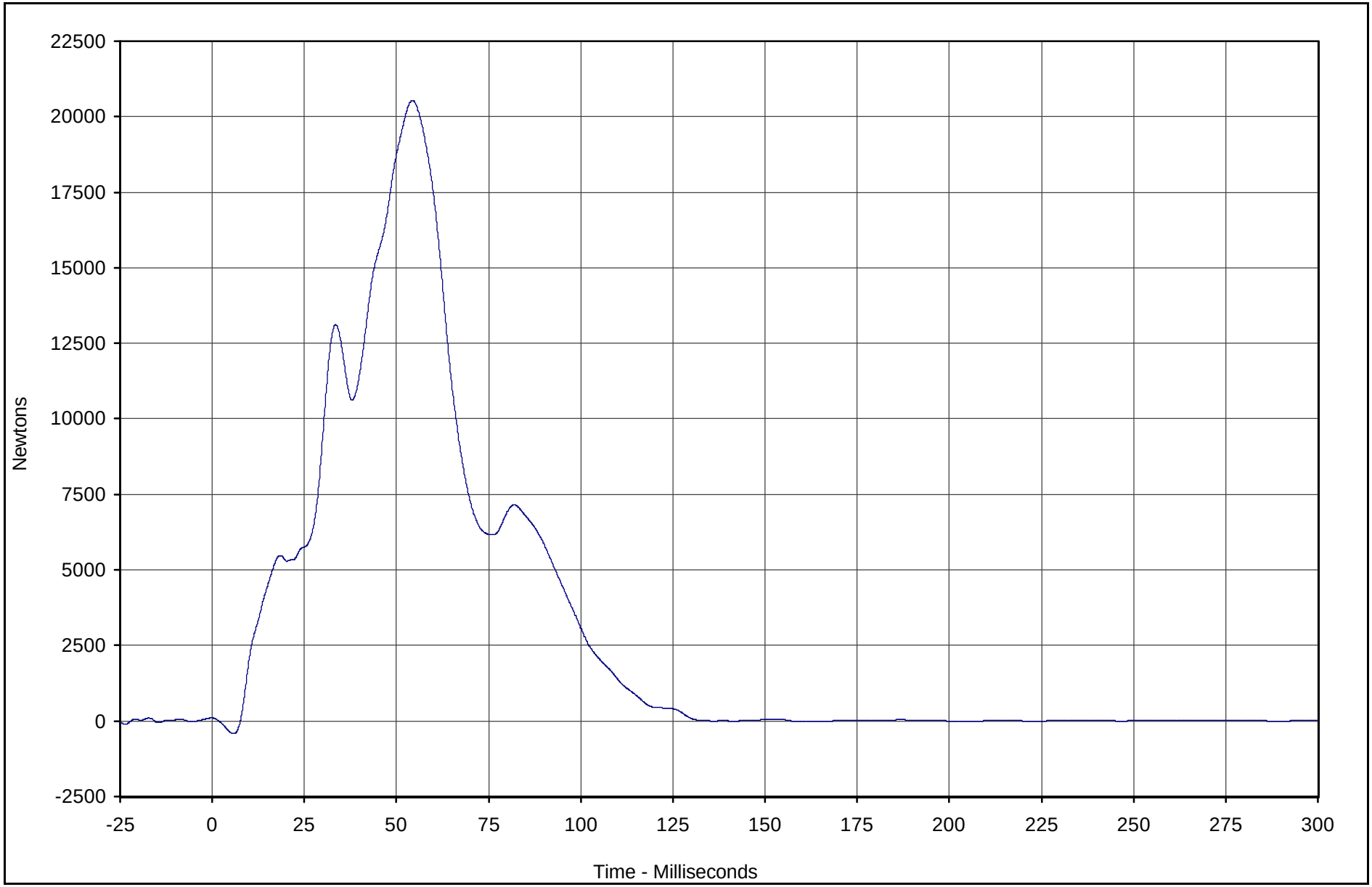

Curve Description	CURNO	Type	Units	Max	Time	Min	Time	SAE Class
Barrier Force B8	114	FIL	Newtons	20542.4	54.3	-415.2	5.8	60

Test Vehicle: 2004 Lexus RX330 SUV

Test Program: 2003 NHTSA 35mph NCAP

Test Date: 8/28/03

NHTSA No.: M45101

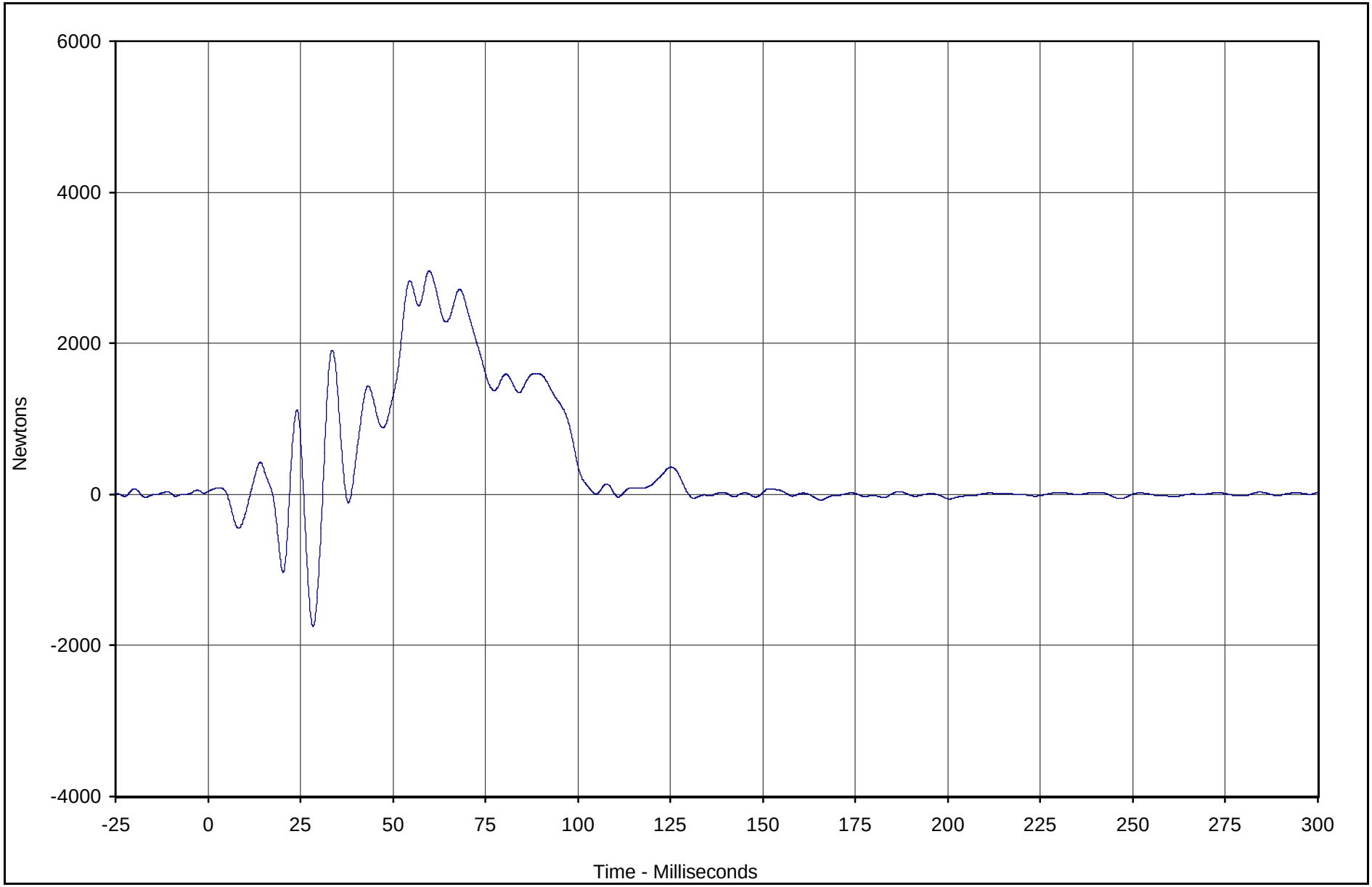

Curve Description	CURNO	Type	Units	Max	Time	Min	Time	SAE Class
Barrier Force B9	115	FIL	Newtons	2956.2	59.8	-1745.6	28.4	60

Test Vehicle: 2004 Lexus RX330 SUV

Test Date: 8/28/03

Test Program: 2003 NHTSA 35mph NCAP

NHTSA No.: M45101

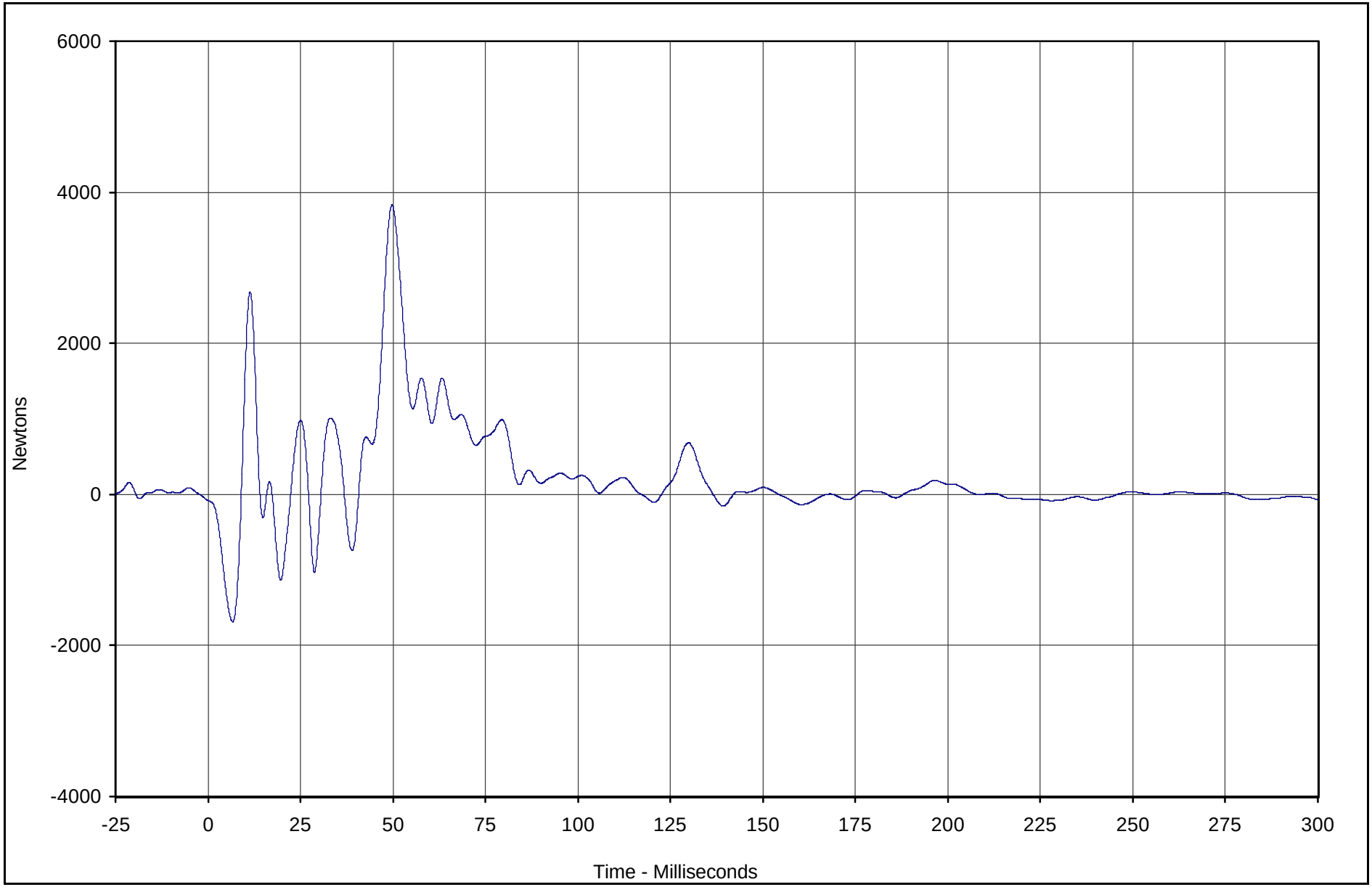

Curve Description	CURNO	Type	Units	Max	Time	Min	Time	SAE Class
Barrier Force C1	116	FIL	Newtons	3833.4	49.8	-1685.8	6.7	60

Test Vehicle: 2004 Lexus RX330 SUV

Test Program: 2003 NHTSA 35mph NCAP

Test Date: 8/28/03

NHTSA No.: M45101

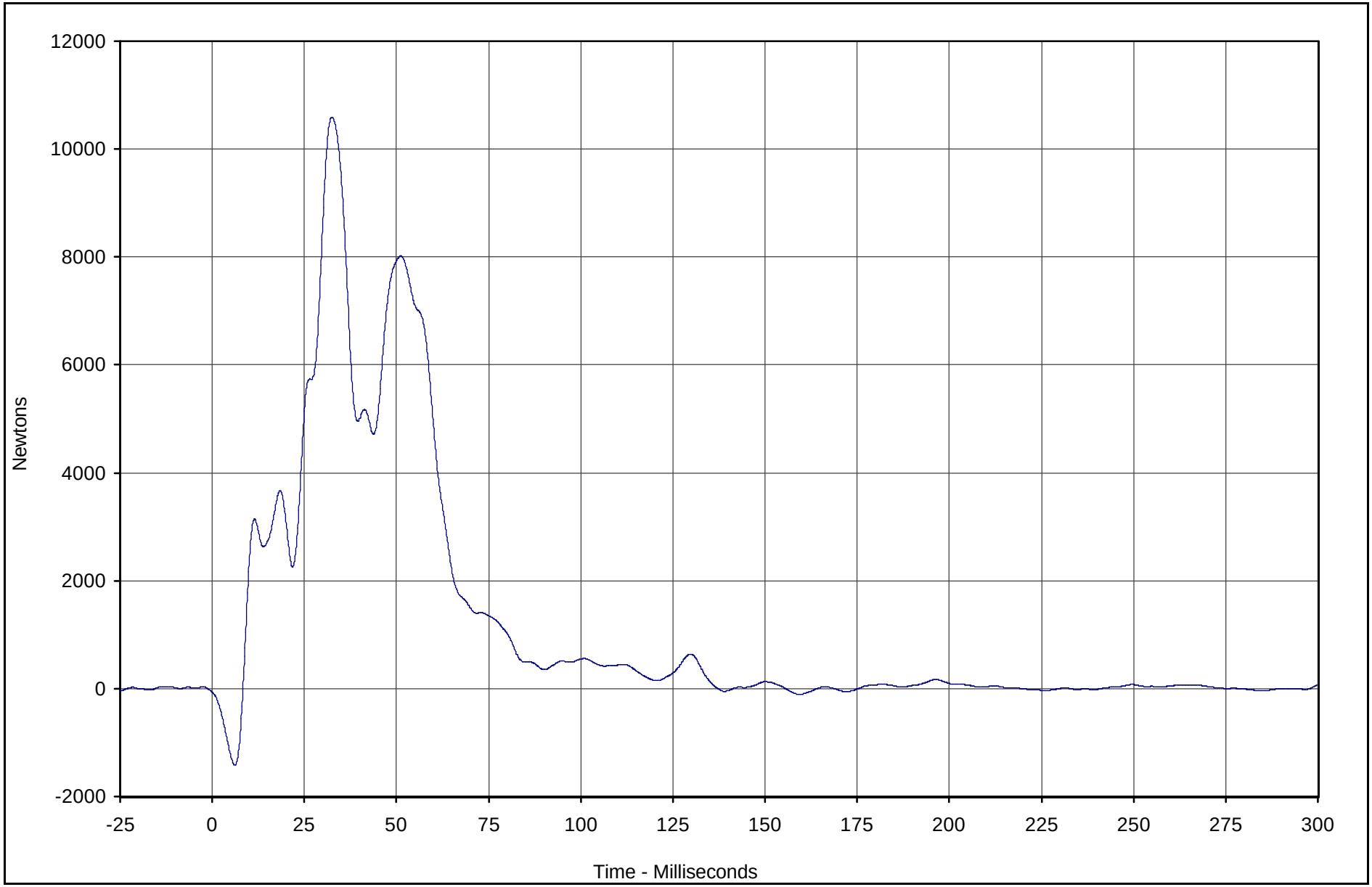

Curve Description	CURNO	Type	Units	Max	Time	Min	Time	SAE Class
Barrier Force C2	117	FIL	Newtons	10591.2	32.5	-1419.4	6.1	60

Test Vehicle: 2004 Lexus RX330 SUV

Test Program: 2003 NHTSA 35mph NCAP

Test Date: 8/28/03

NHTSA No.: M45101

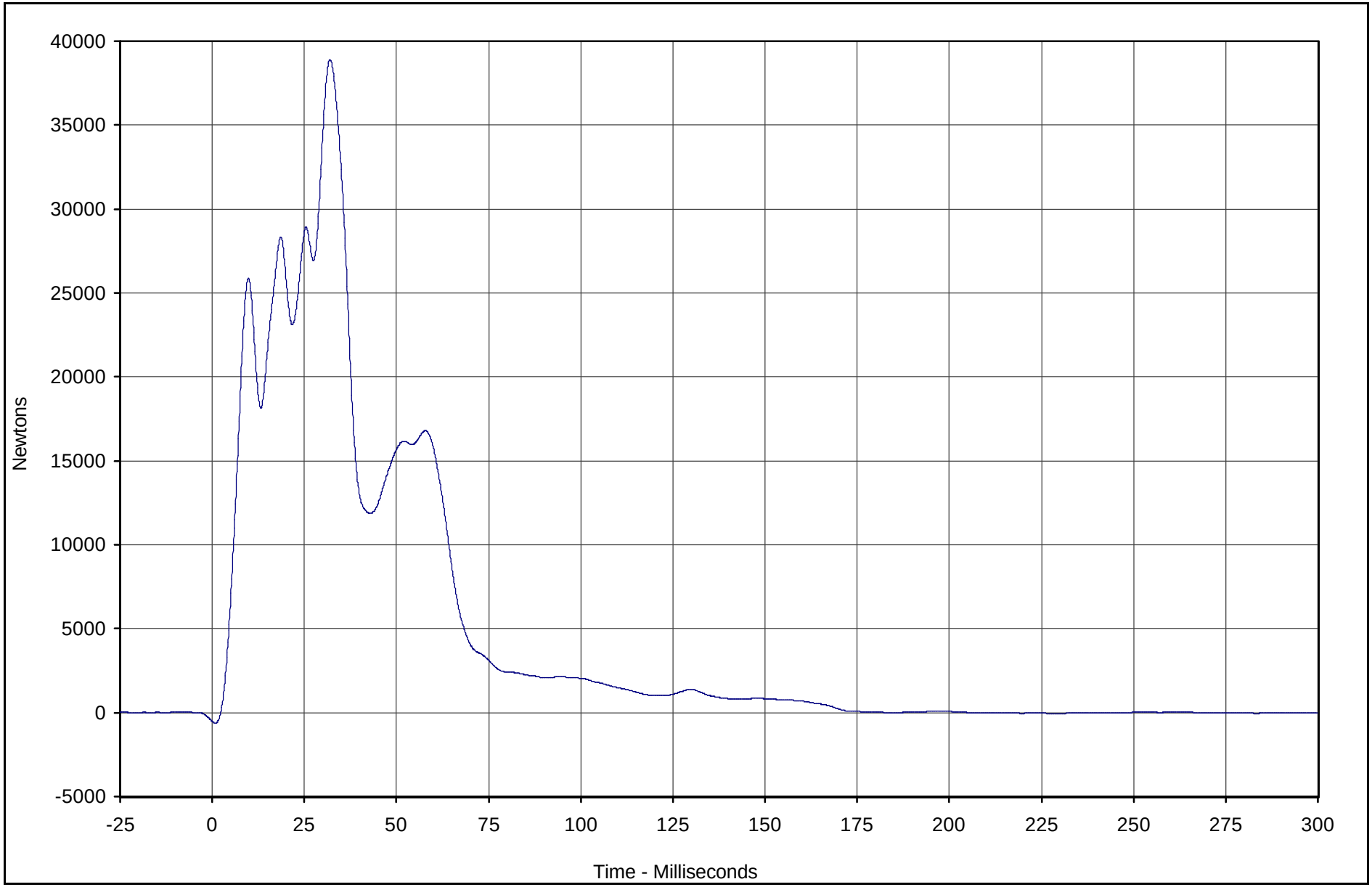

Curve Description	CURNO	Type	Units	Max	Time	Min	Time	SAE Class
Barrier Force C3	118	FIL	Newtons	38896.1	32.0	-624.9	0.8	60

Test Vehicle: 2004 Lexus RX330 SUV

Test Program: 2003 NHTSA 35mph NCAP

Test Date: 8/28/03

NHTSA No.: M45101

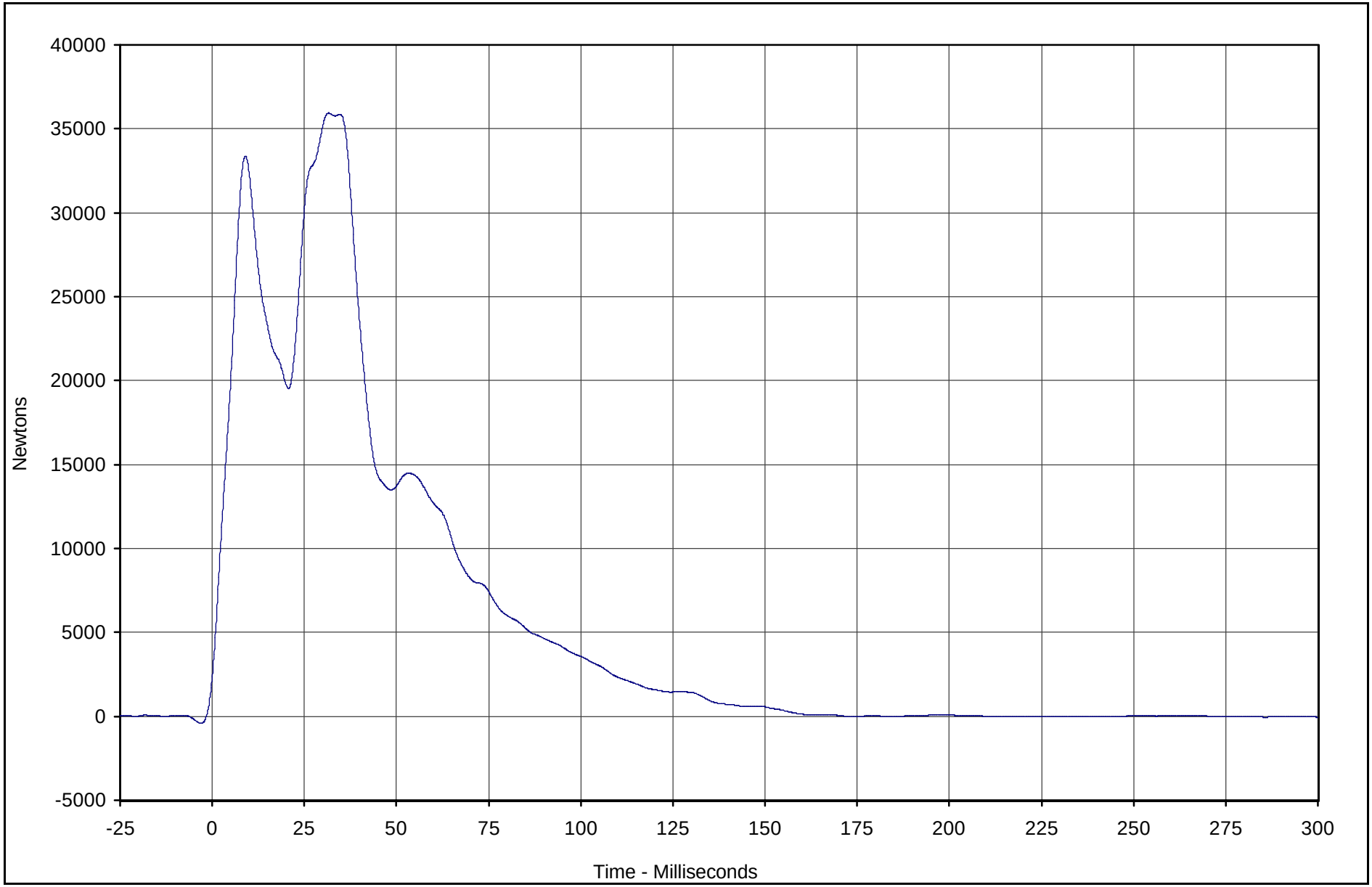

Curve Description	CURNO	Type	Units	Max	Time	Min	Time	SAE Class
Barrier Force C4	119	FIL	Newtons	35934.9	31.6	-51.9	299.9	60

Test Vehicle: 2004 Lexus RX330 SUV

Test Program: 2003 NHTSA 35mph NCAP

Test Date: 8/28/03

NHTSA No.: M45101

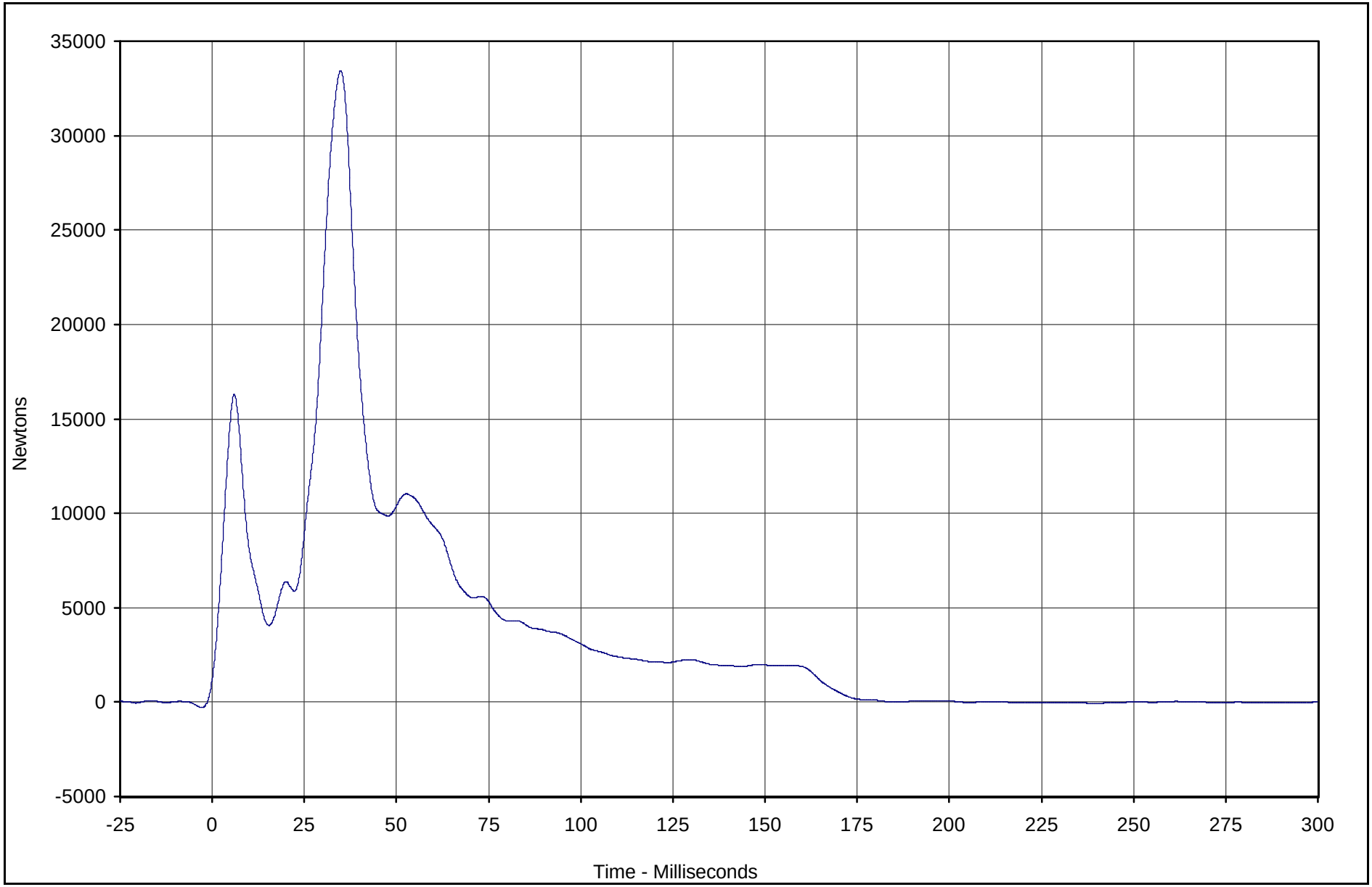

Curve Description	CURNO	Type	Units	Max	Time	Min	Time	SAE Class
Barrier Force C5	120	FIL	Newtons	33424.3	34.8	-59.1	240.7	60

Test Vehicle: 2004 Lexus RX330 SUV

Test Program: 2003 NHTSA 35mph NCAP

Test Date: 8/28/03

NHTSA No.: M45101

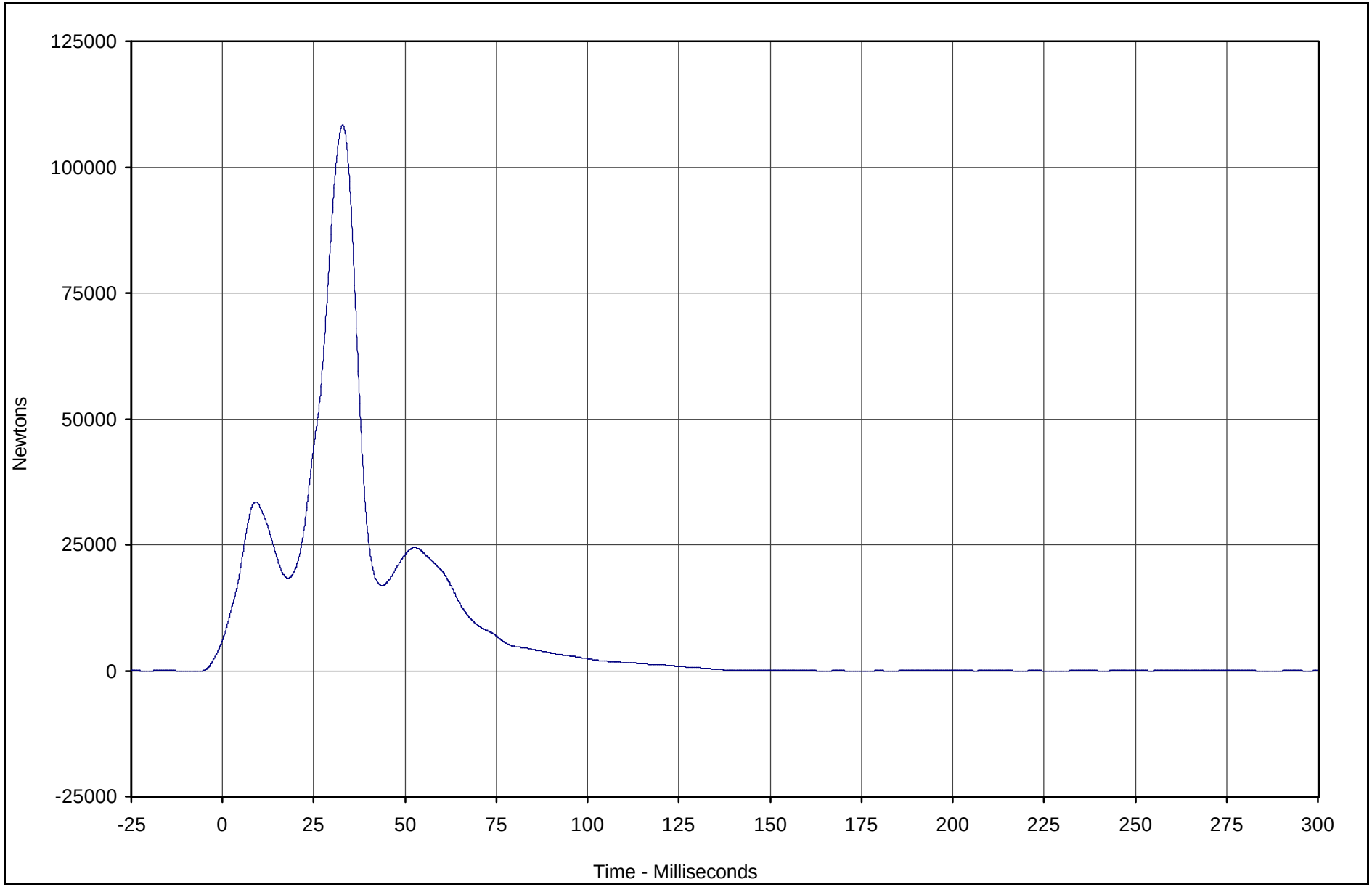

Curve Description	CURNO	Type	Units	Max	Time	Min	Time	SAE Class
Barrier Force C6	121	FIL	Newtons	108329.1	32.9	-29.7	174.1	60

Test Vehicle: 2004 Lexus RX330 SUV

Test Program: 2003 NHTSA 35mph NCAP

Test Date: 8/28/03

NHTSA No.: M45101

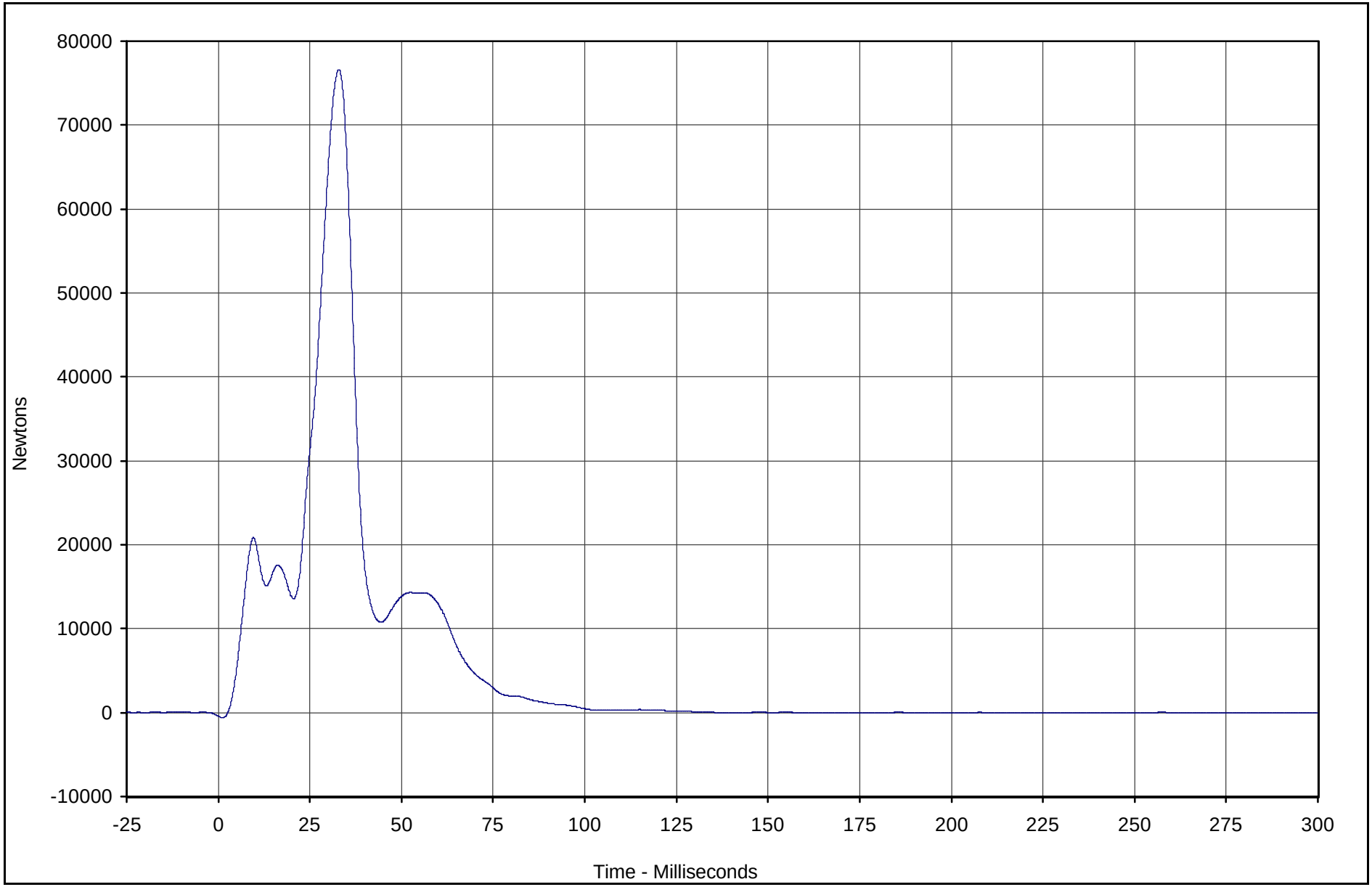

Curve Description	CURNO	Type	Units	Max	Time	Min	Time	SAE Class
Barrier Force C7	122	FIL	Newtons	76599.1	32.9	-620.0	1.2	60

Test Vehicle: 2004 Lexus RX330 SUV

Test Date: 8/28/03

Test Program: 2003 NHTSA 35mph NCAP

NHTSA No.: M45101

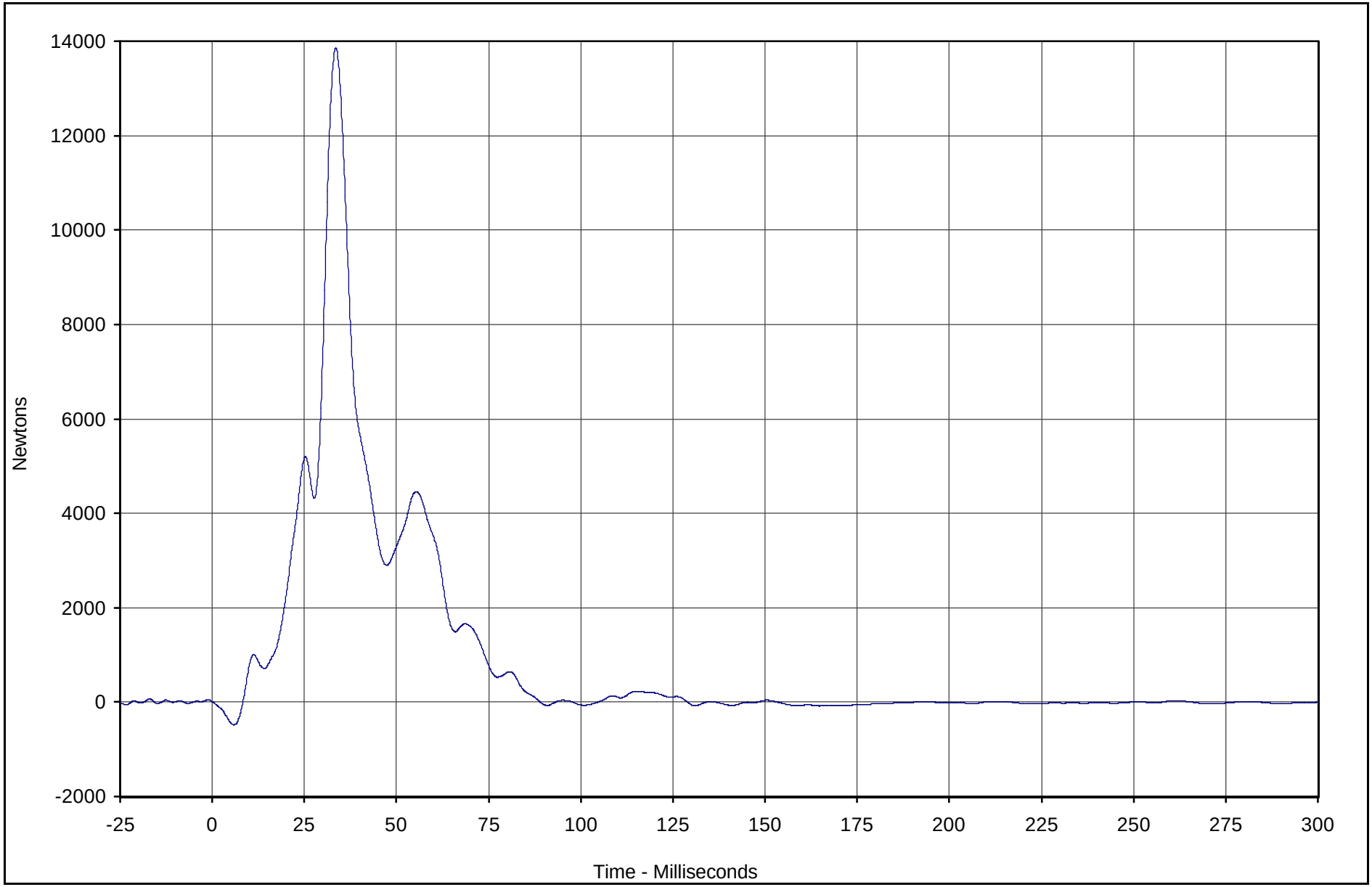

Curve Description	CURNO	Type	Units	Max	Time	Min	Time	SAE Class
Barrier Force C8	123	FIL	Newtons	13861.9	33.5	-477.9	5.9	60

Test Vehicle: 2004 Lexus RX330 SUV

Test Program: 2003 NHTSA 35mph NCAP

Test Date: 8/28/03

NHTSA No.: M45101

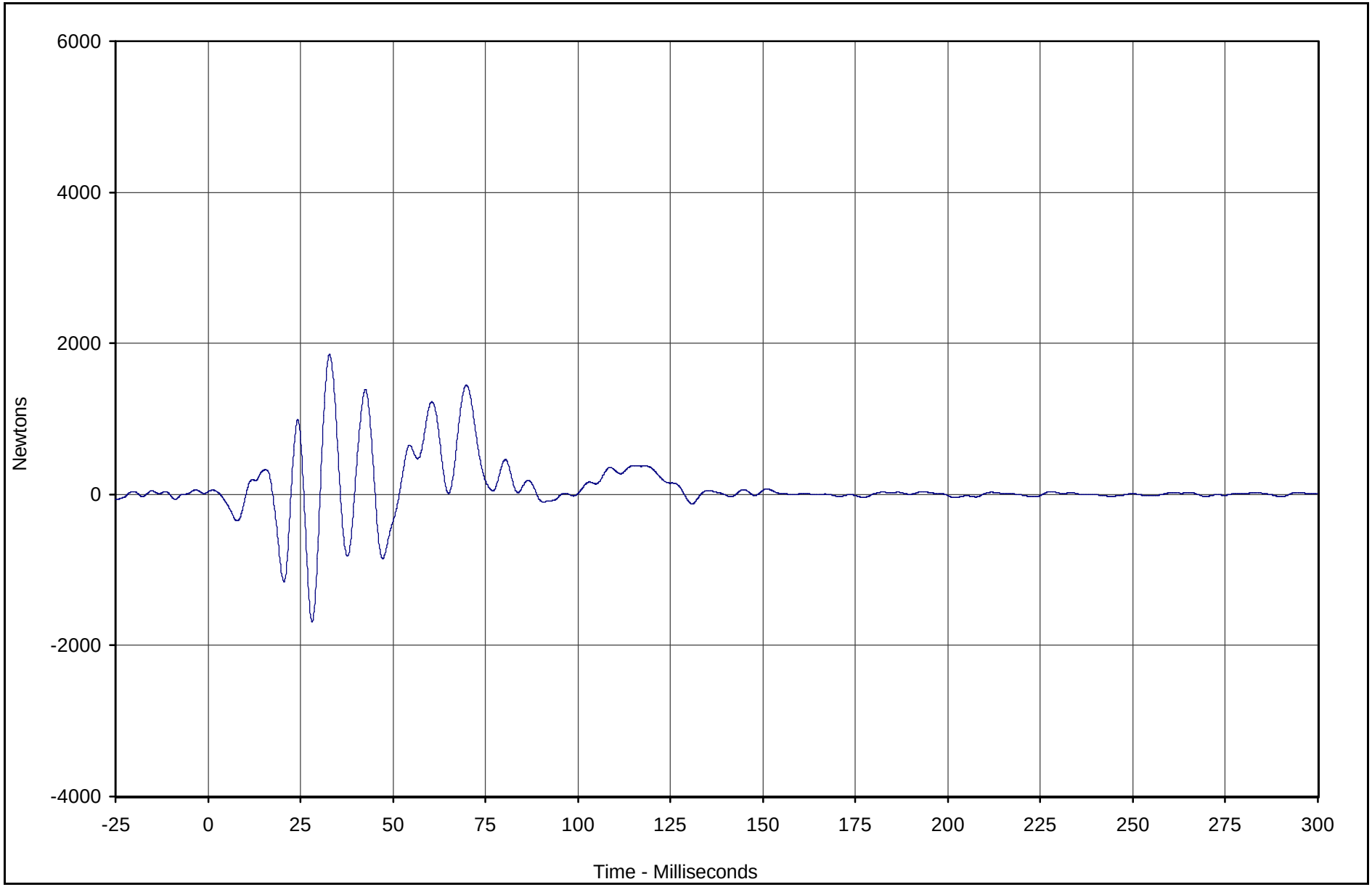

Curve Description	CURNO	Type	Units	Max	Time	Min	Time	SAE Class
Barrier Force C9	124	FIL	Newtons	1852.1	32.8	-1688.3	28.2	60

Test Vehicle: 2004 Lexus RX330 SUV

Test Program: 2003 NHTSA 35mph NCAP

Test Date: 8/28/03

NHTSA No.: M45101

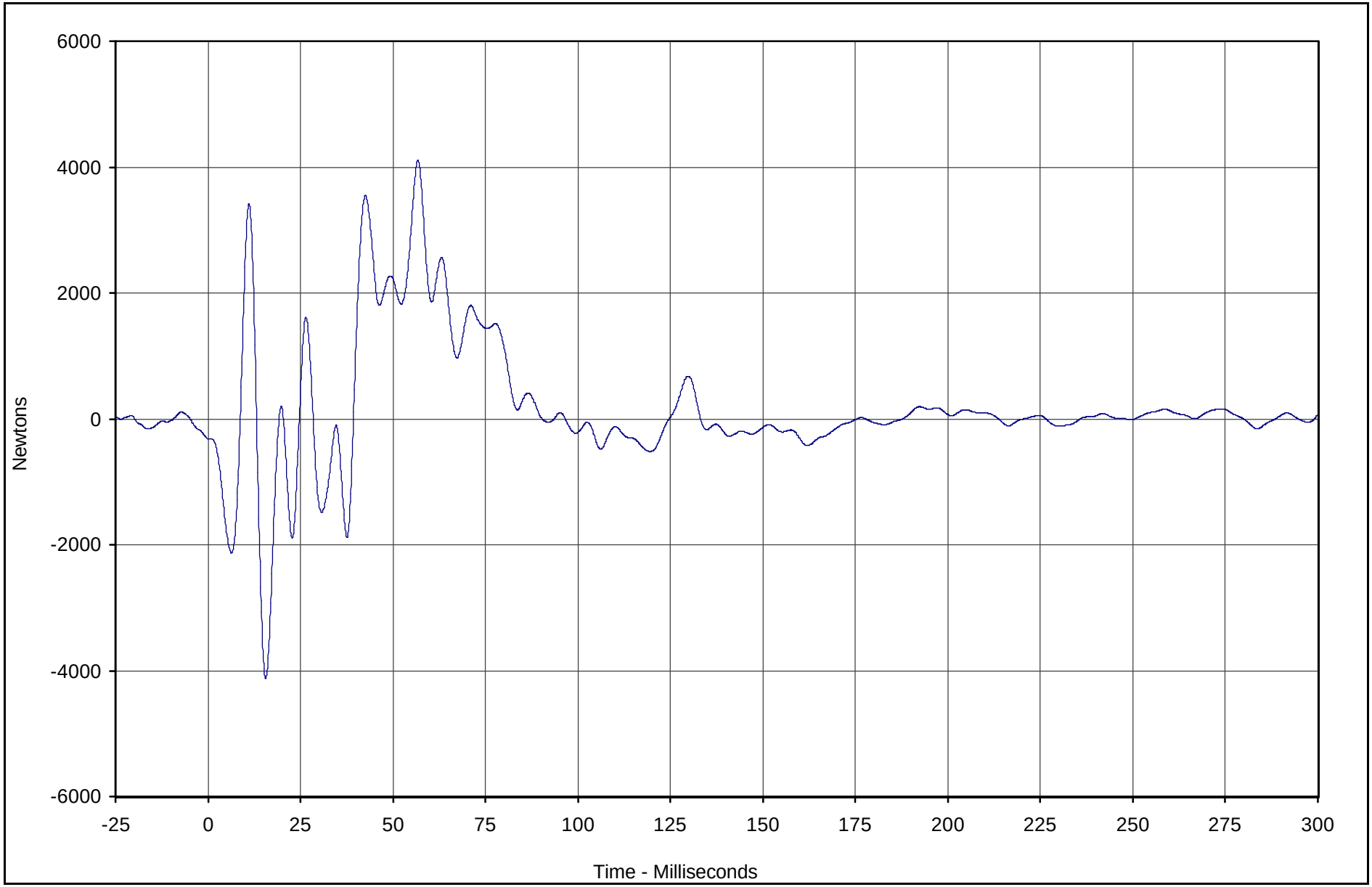

Curve Description	CURNO	Type	Units	Max	Time	Min	Time	SAE Class
Barrier Force D1	125	FIL	Newtons	4107.7	56.8	-4130.8	15.6	60

Test Vehicle: 2004 Lexus RX330 SUV

Test Program: 2003 NHTSA 35mph NCAP

Test Date: 8/28/03

NHTSA No.: M45101

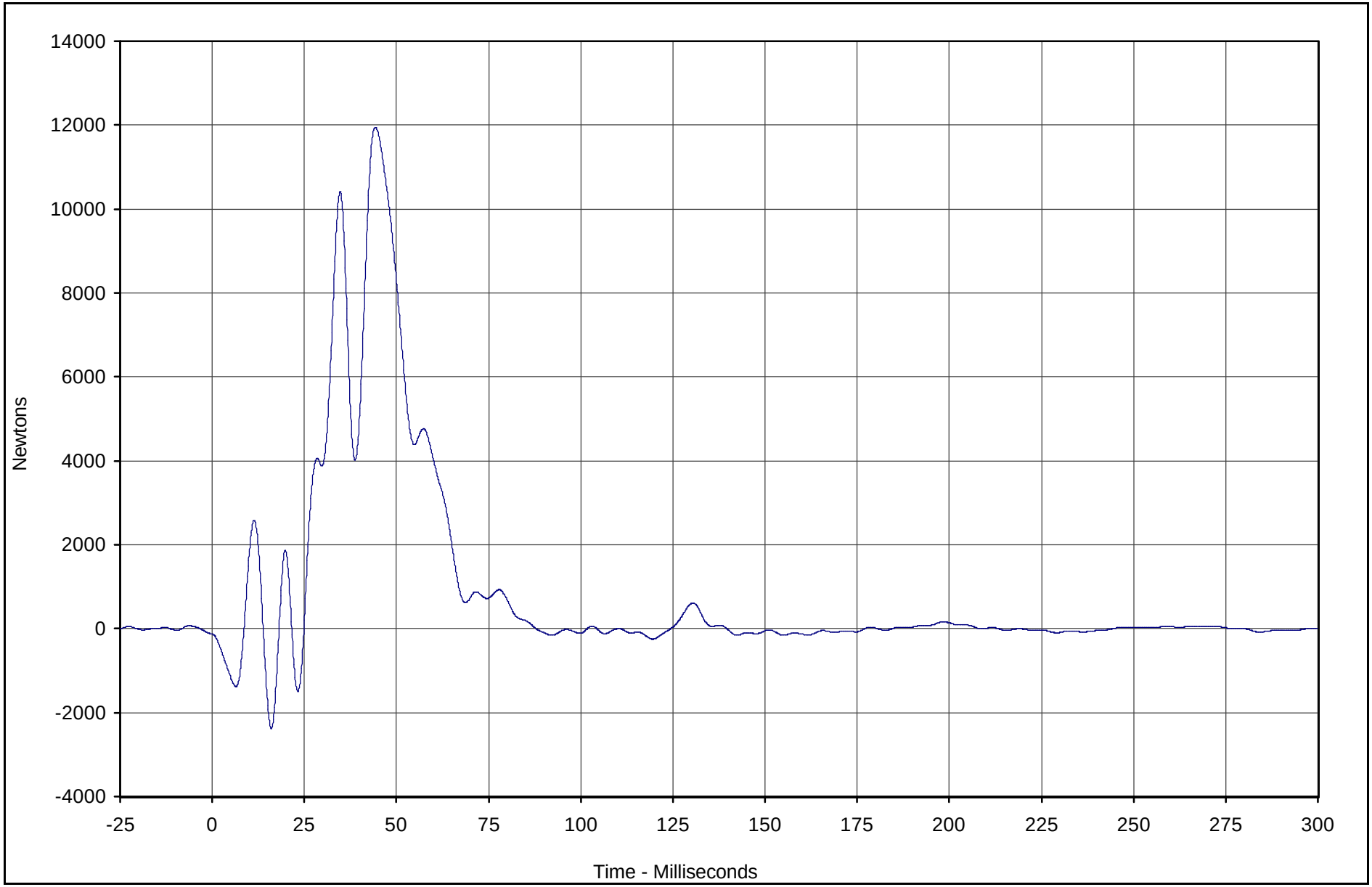

Curve Description	CURNO	Type	Units	Max	Time	Min	Time	SAE Class
Barrier Force D2	126	FIL	Newtons	11949.0	44.3	-2380.8	16.0	60

Test Vehicle: 2004 Lexus RX330 SUV

Test Date: 8/28/03

Test Program: 2003 NHTSA 35mph NCAP

NHTSA No.: M45101

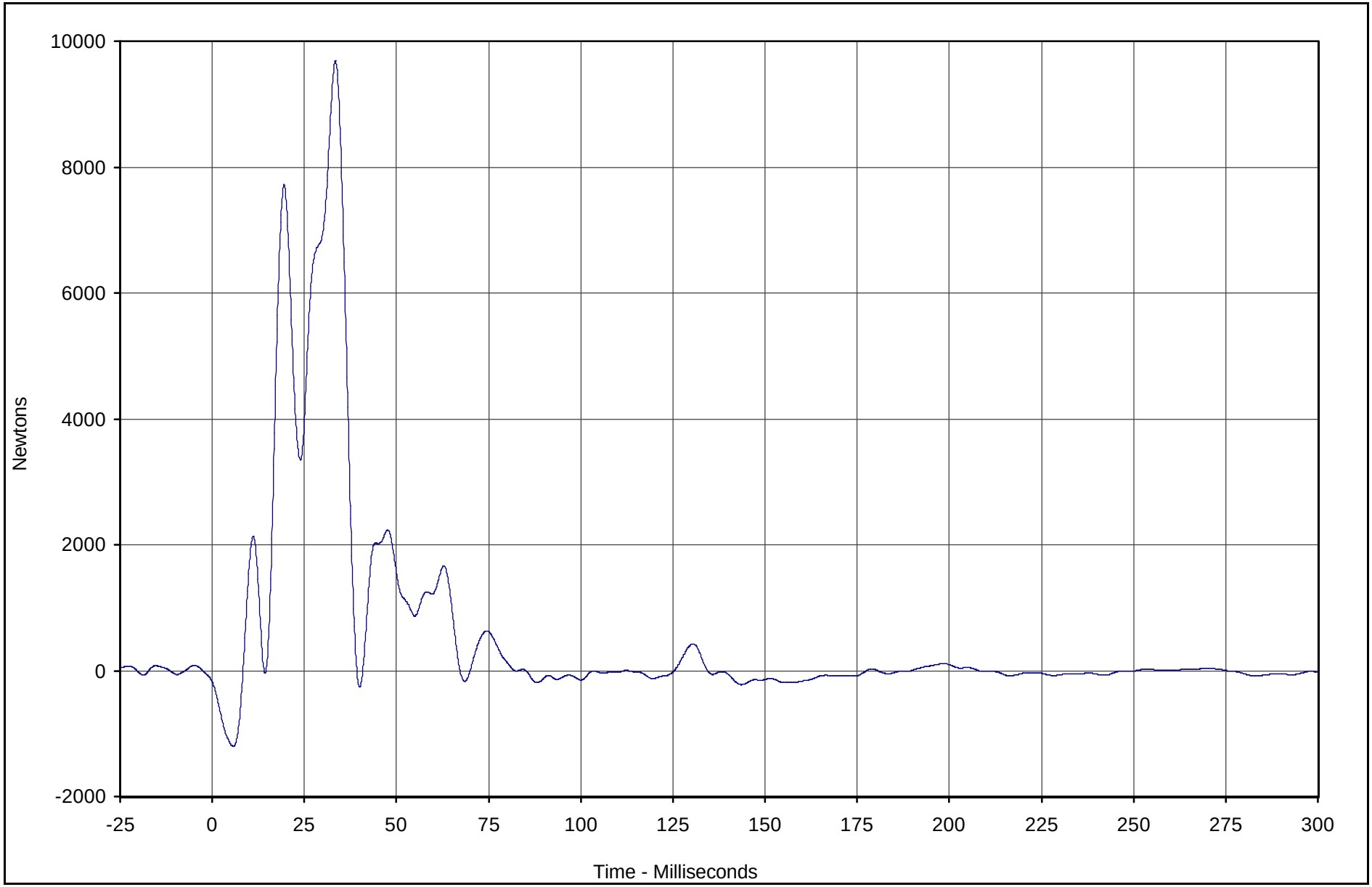

Curve Description	CURNO	Type	Units	Max	Time	Min	Time	SAE Class
Barrier Force D3	127	FIL	Newtons	9685.7	33.4	-1203.8	5.7	60

Test Vehicle: 2004 Lexus RX330 SUV

Test Program: 2003 NHTSA 35mph NCAP

Test Date: 8/28/03

NHTSA No.: M45101

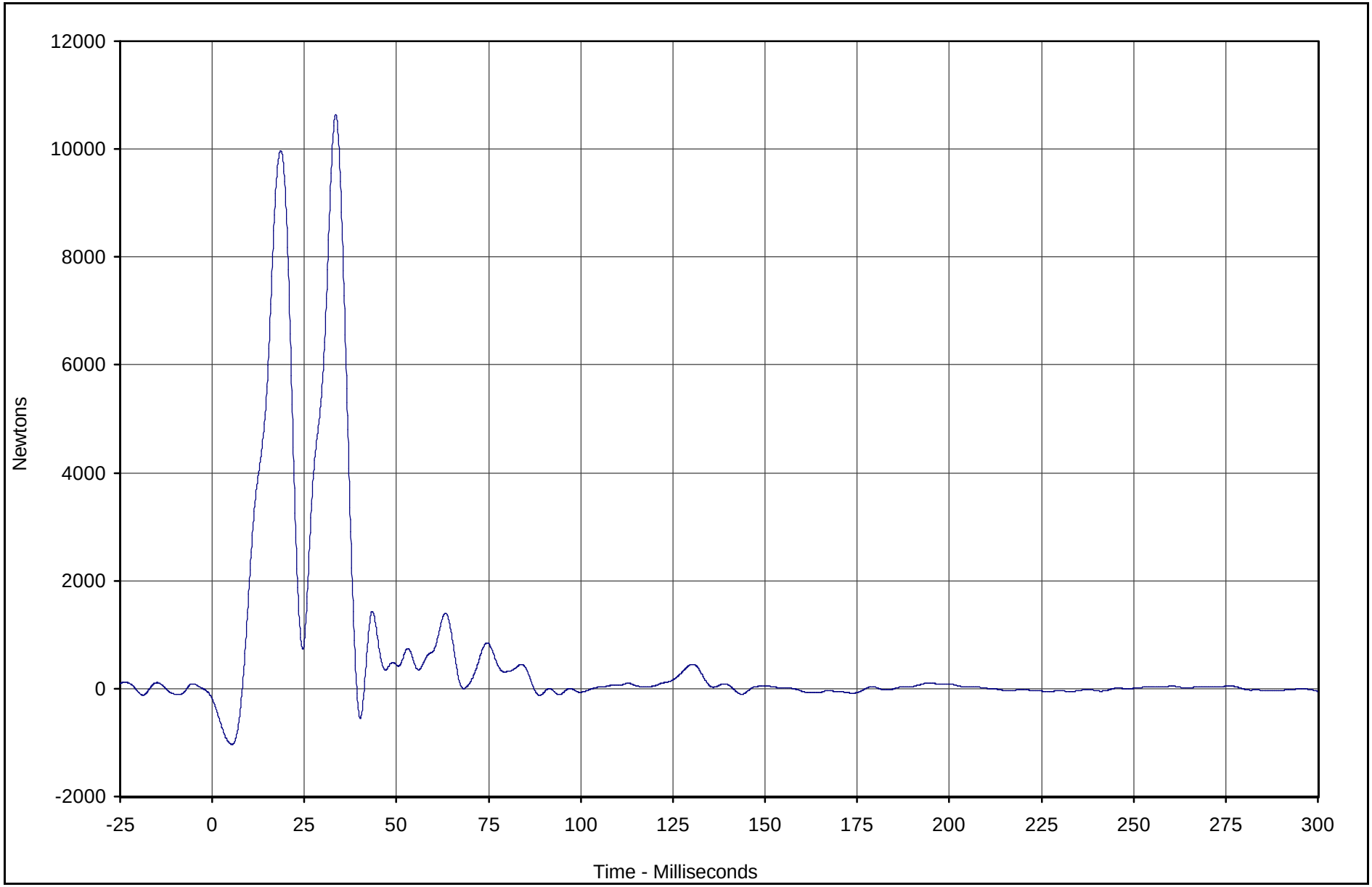

Curve Description	CURNO	Type	Units	Max	Time	Min	Time	SAE Class
Barrier Force D4	128	FIL	Newtons	10644.1	33.5	-1031.5	5.3	60

Test Vehicle: 2004 Lexus RX330 SUV

Test Program: 2003 NHTSA 35mph NCAP

Test Date: 8/28/03

NHTSA No.: M45101

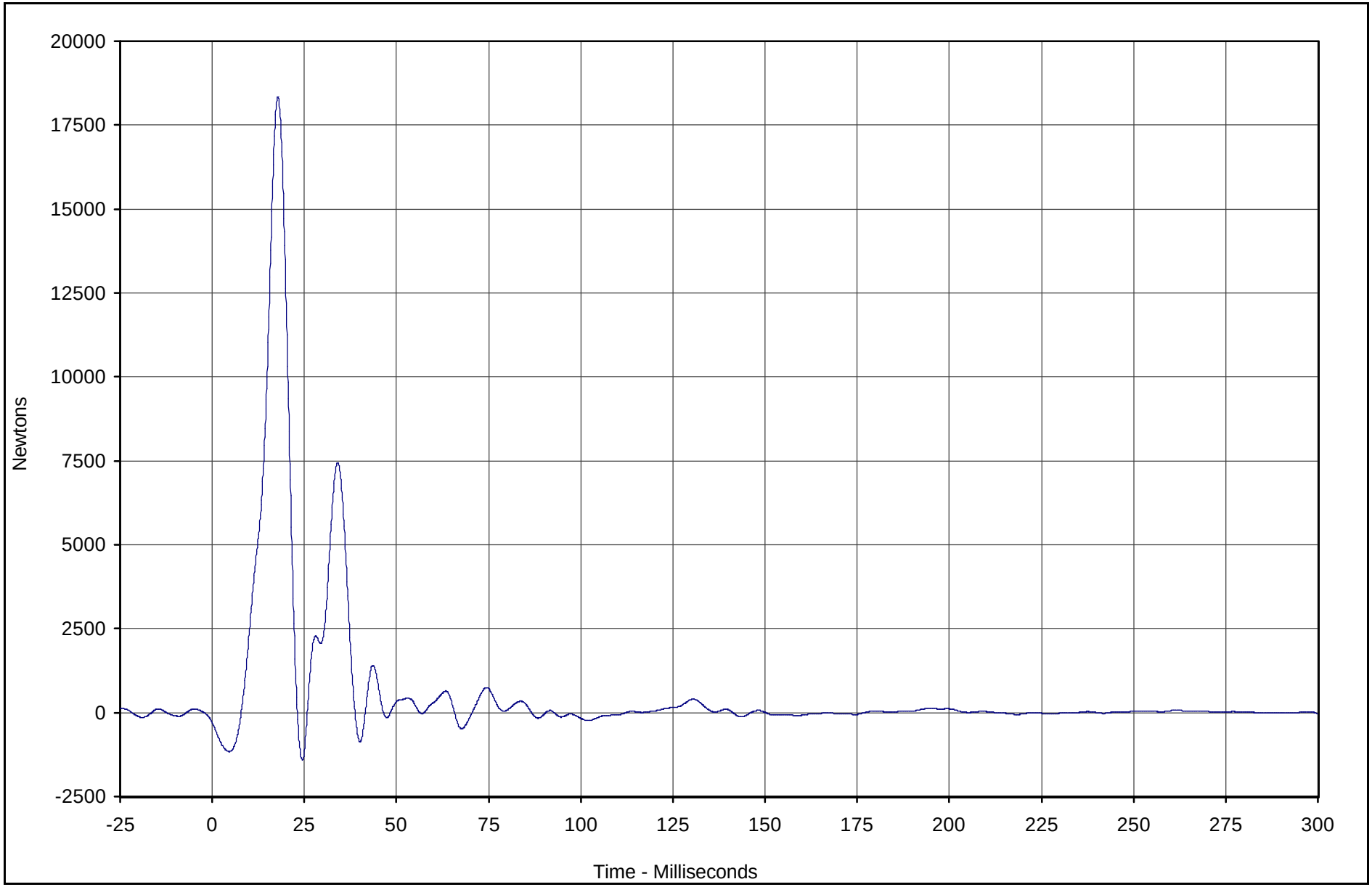

Curve Description	CURNO	Type	Units	Max	Time	Min	Time	SAE Class
Barrier Force D5	129	FIL	Newtons	18353.3	17.8	-1416.7	24.4	60

Test Vehicle: 2004 Lexus RX330 SUV

Test Program: 2003 NHTSA 35mph NCAP

Test Date: 8/28/03

NHTSA No.: M45101

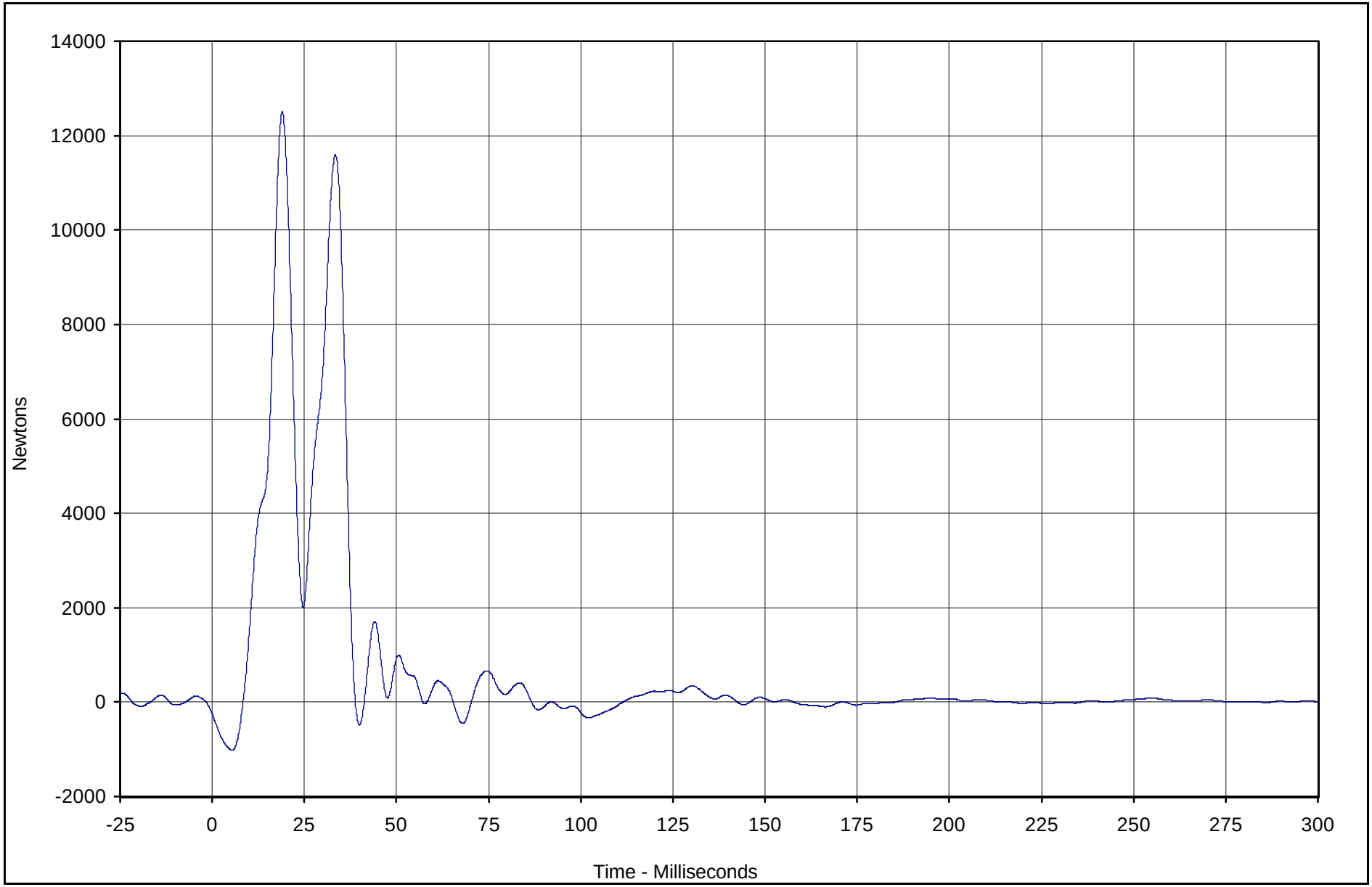

Curve Description	CURNO	Type	Units	Max	Time	Min	Time	SAE Class
Barrier Force D6	130	FIL	Newtons	12510.5	19.0	-1021.9	5.3	60

Test Vehicle: 2004 Lexus RX330 SUV

Test Program: 2003 NHTSA 35mph NCAP

Test Date: 8/28/03

NHTSA No.: M45101

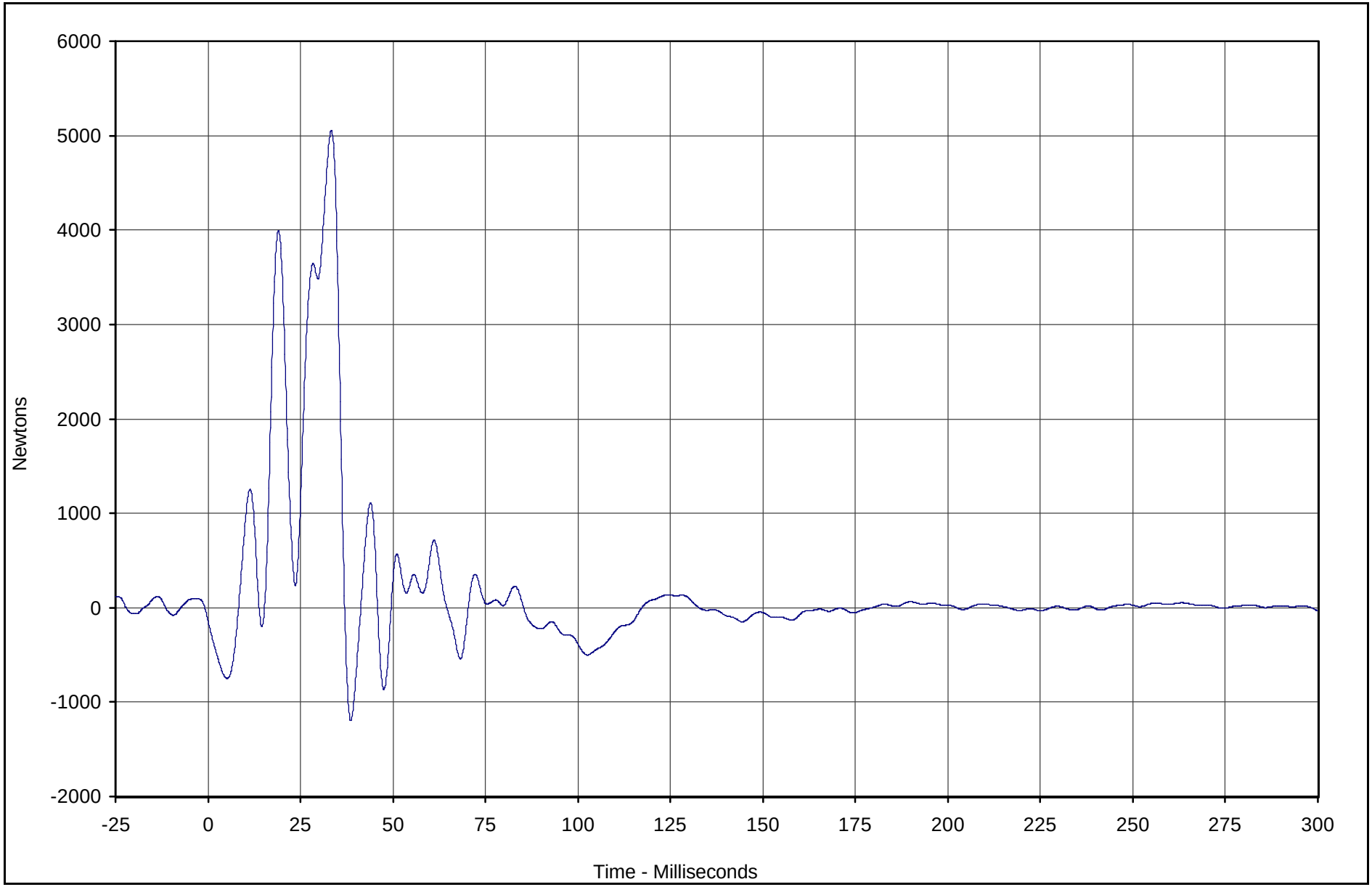

Curve Description	CURNO	Type	Units	Max	Time	Min	Time	SAE Class
Barrier Force D7	131	FIL	Newtons	5056.4	33.3	-1197.3	38.6	60

Test Vehicle: 2004 Lexus RX330 SUV

Test Program: 2003 NHTSA 35mph NCAP

Test Date: 8/28/03

NHTSA No.: M45101

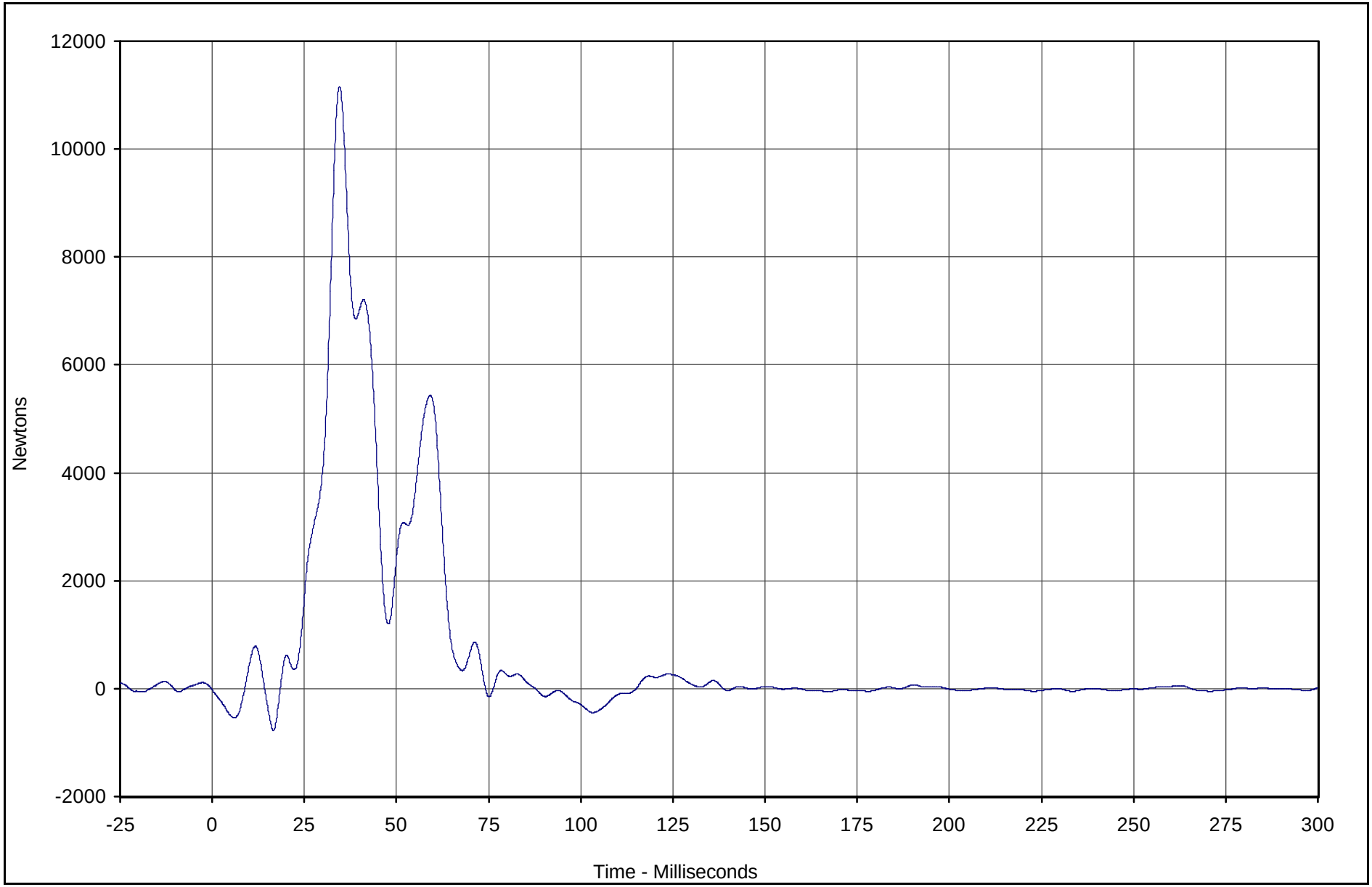

Curve Description	CURNO	Type	Units	Max	Time	Min	Time	SAE Class
Barrier Force D8	132	FIL	Newtons	11160.8	34.5	-776.4	16.6	60

Test Vehicle: 2004 Lexus RX330 SUV

Test Program: 2003 NHTSA 35mph NCAP

Test Date: 8/28/03

NHTSA No.: M45101

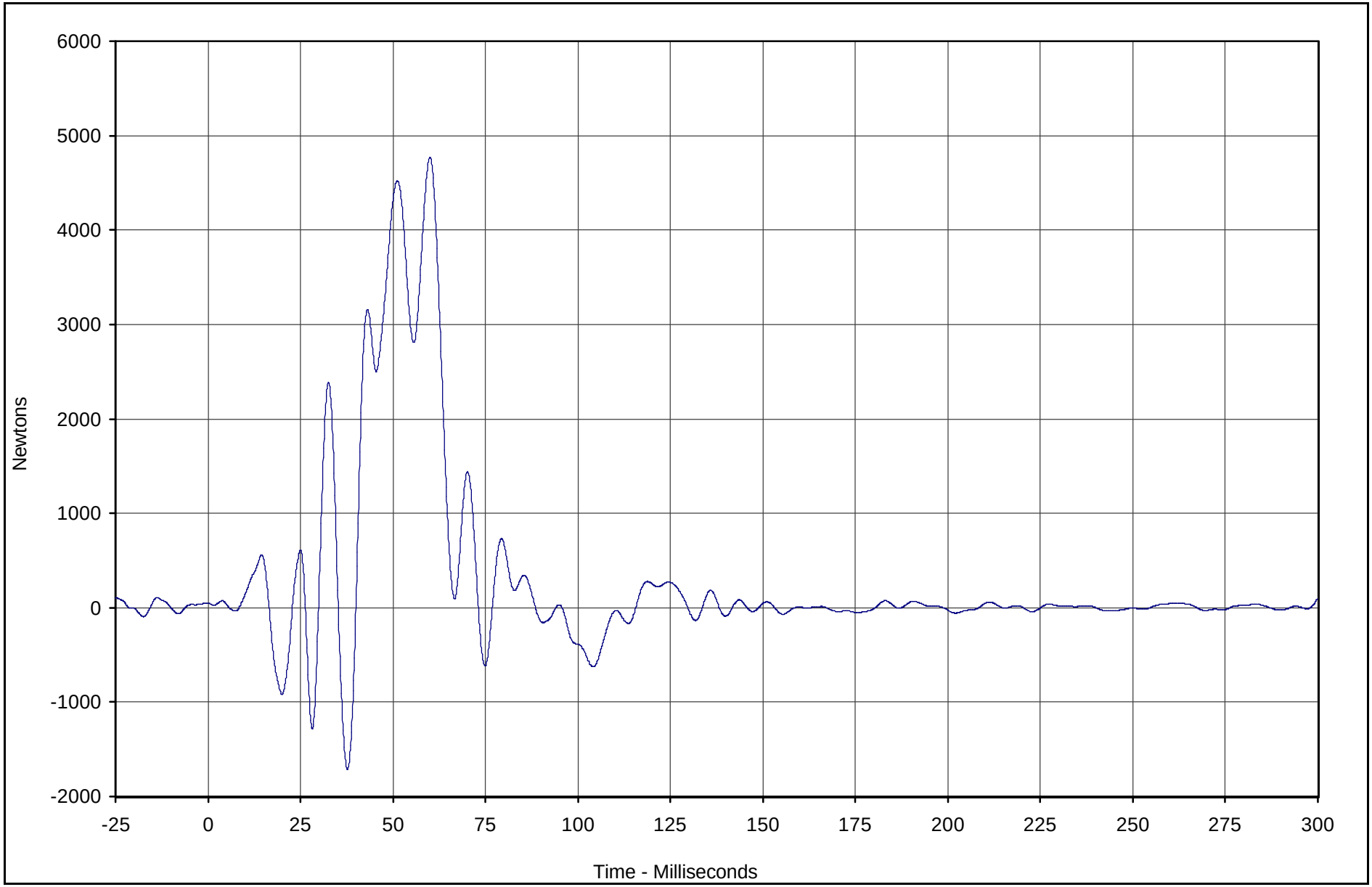

Curve Description	CURNO	Type	Units	Max	Time	Min	Time	SAE Class
Barrier Force D9	133	FIL	Newtons	4770.9	60.0	-1711.0	37.7	60

Test Vehicle: 2004 Lexus RX330 SUV

Test Program: 2003 NHTSA 35mph NCAP

Test Date: 8/28/03

NHTSA No.: M45101

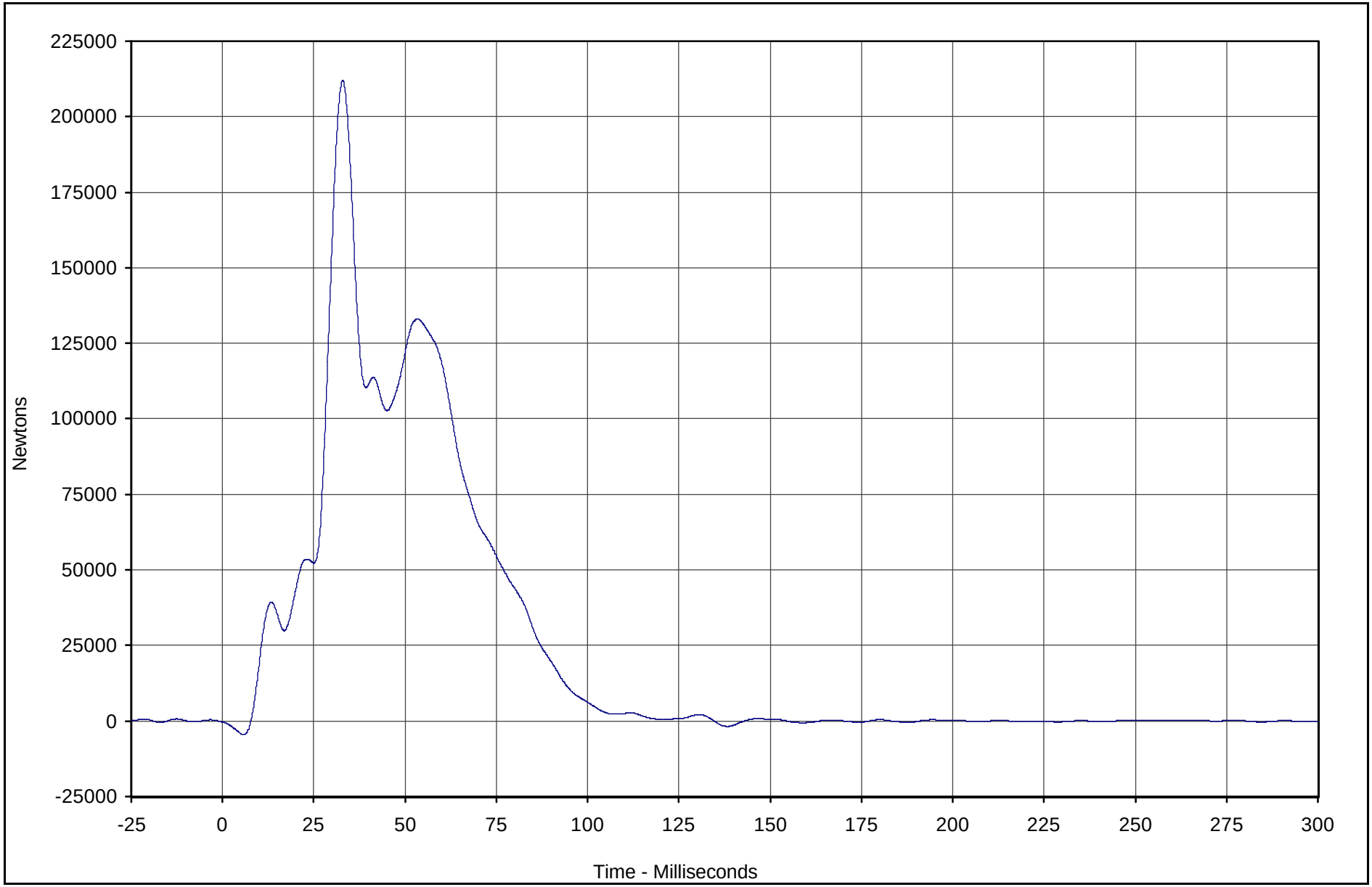

Curve Description	CURNO	Type	Units	Max	Time	Min	Time	SAE Class
Barrier Force Sum Group 1	001	SUM	Newtons	211959.2	32.9	-4486.7	5.7	60

Test Vehicle: 2004 Lexus RX330 SUV

Test Program: 2003 NHTSA 35mph NCAP

Test Date: 8/28/03

NHTSA No.: M45101

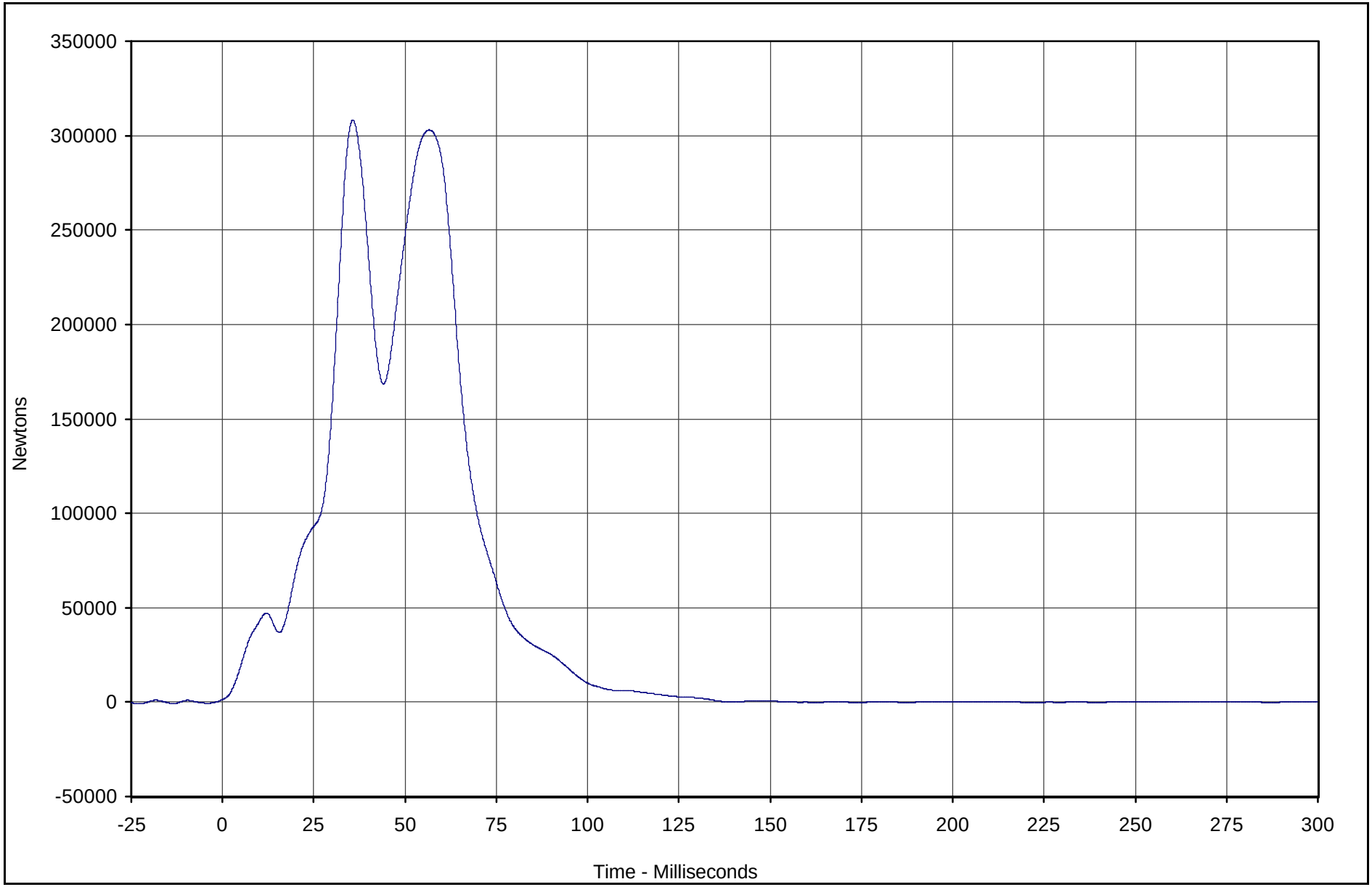

Curve Description	CURNO	Type	Units	Max	Time	Min	Time	SAE Class
Barrier Force Sum Group 2	002	SUM	Newtons	308388.5	35.7	-235.4	174.1	60

Test Vehicle: 2004 Lexus RX330 SUV

Test Program: 2003 NHTSA 35mph NCAP

Test Date: 8/28/03

NHTSA No.: M45101

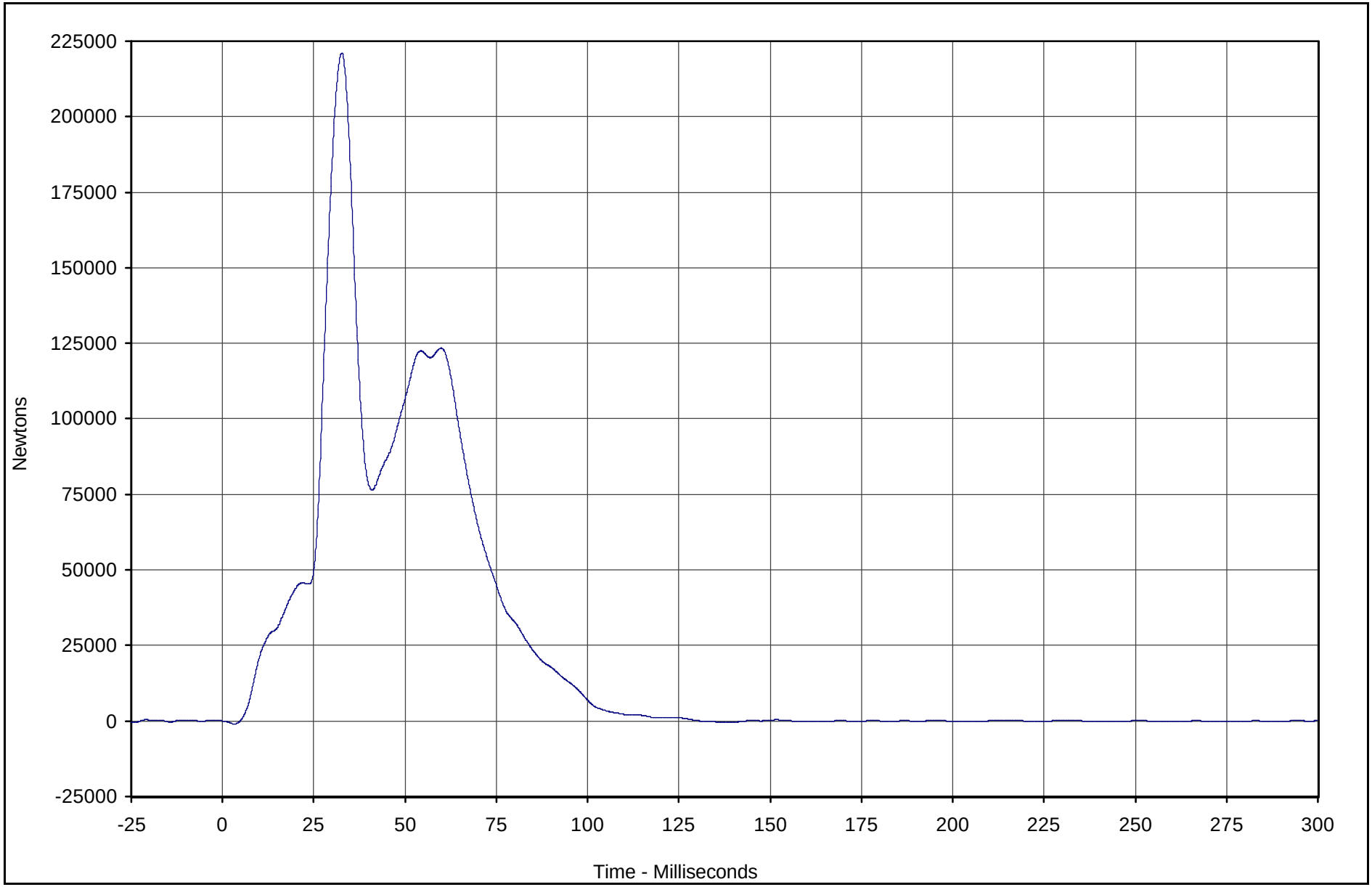

Curve Description	CURNO	Type	Units	Max	Time	Min	Time	SAE Class
Barrier Force Sum Group 3	003	SUM	Newtons	221032.5	32.7	-975.5	3.2	60

Test Vehicle: 2004 Lexus RX330 SUV

Test Program: 2003 NHTSA 35mph NCAP

Test Date: 8/28/03

NHTSA No.: M45101

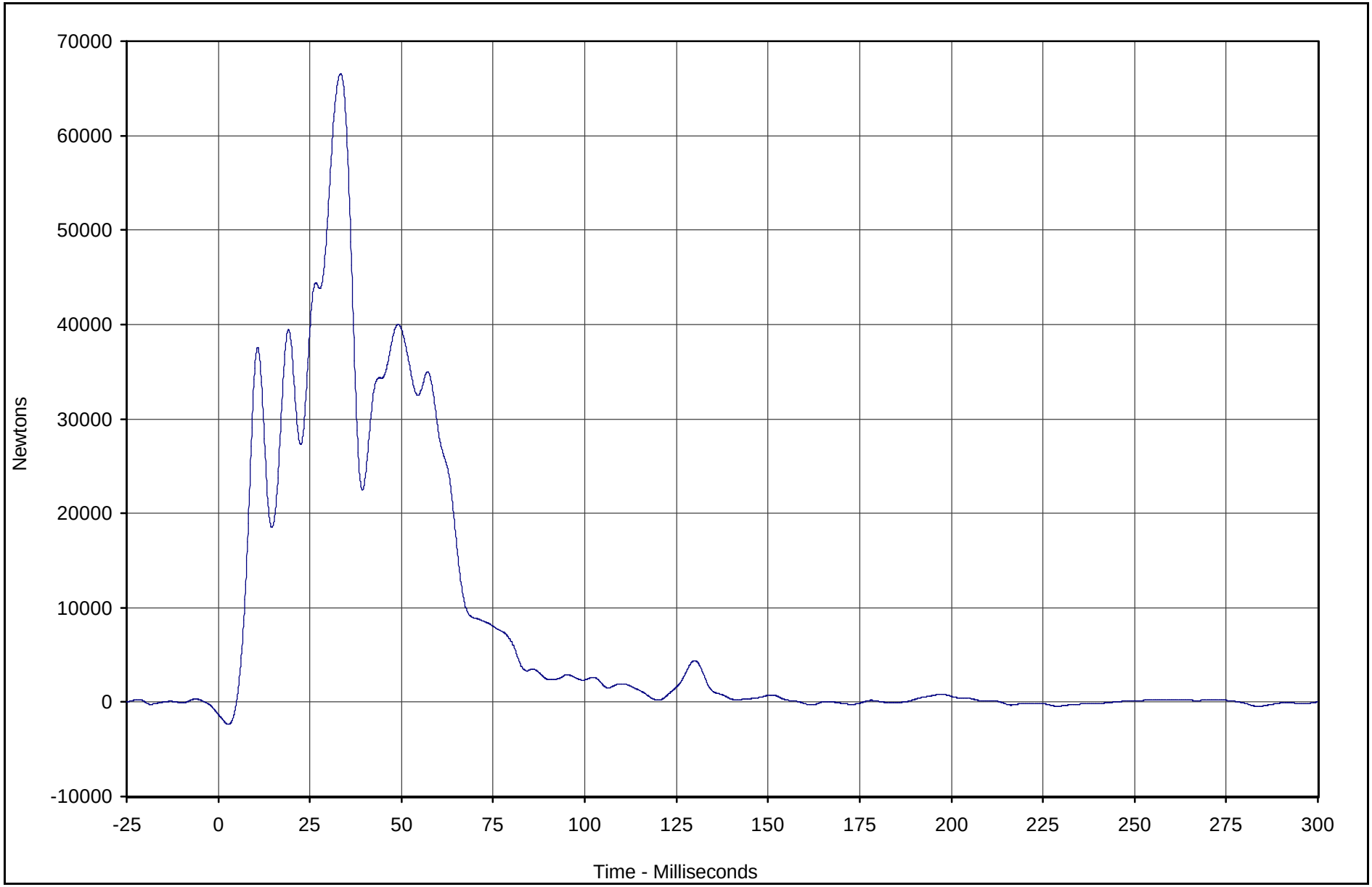

Curve Description	CURNO	Type	Units	Max	Time	Min	Time	SAE Class
Barrier Force Sum Group 4	004	SUM	Newtons	66561.7	33.4	-2372.3	2.8	60

Test Vehicle: 2004 Lexus RX330 SUV

Test Program: 2003 NHTSA 35mph NCAP

Test Date: 8/28/03

NHTSA No.: M45101

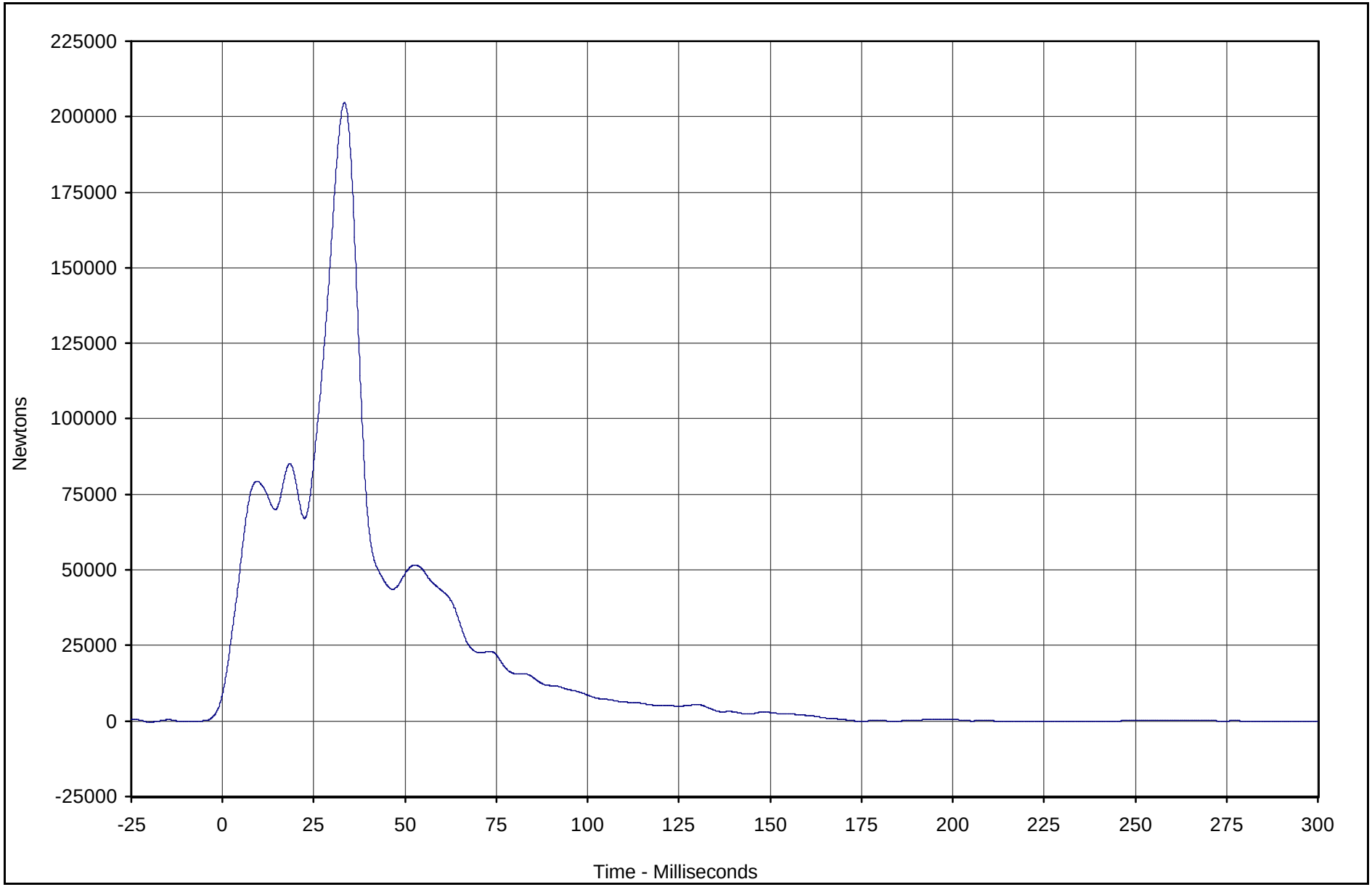

Curve Description	CURNO	Type	Units	Max	Time	Min	Time	SAE Class
Barrier Force Sum Group 5	005	SUM	Newtons	204682.6	33.4	-214.8	218.7	60

Test Vehicle: 2004 Lexus RX330 SUV

Test Program: 2003 NHTSA 35mph NCAP

Test Date: 8/28/03

NHTSA No.: M45101

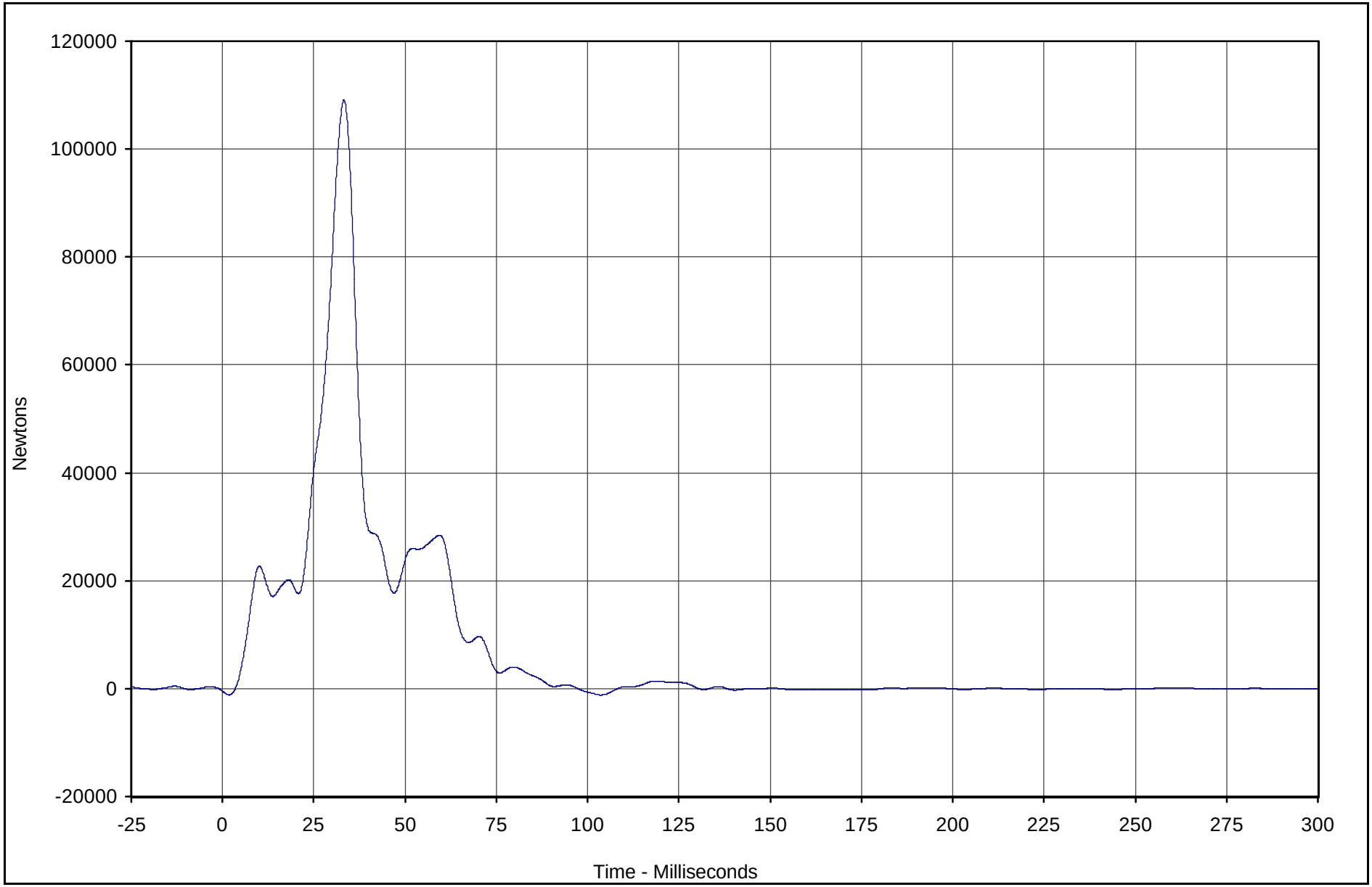

Curve Description	CURNO	Type	Units	Max	Time	Min	Time	SAE Class
Barrier Force Sum Group 6	006	SUM	Newtons	109081.1	33.3	-1156.9	103.6	60

Test Vehicle: 2004 Lexus RX330 SUV

Test Program: 2003 NHTSA 35mph NCAP

Test Date: 8/28/03

NHTSA No.: M45101

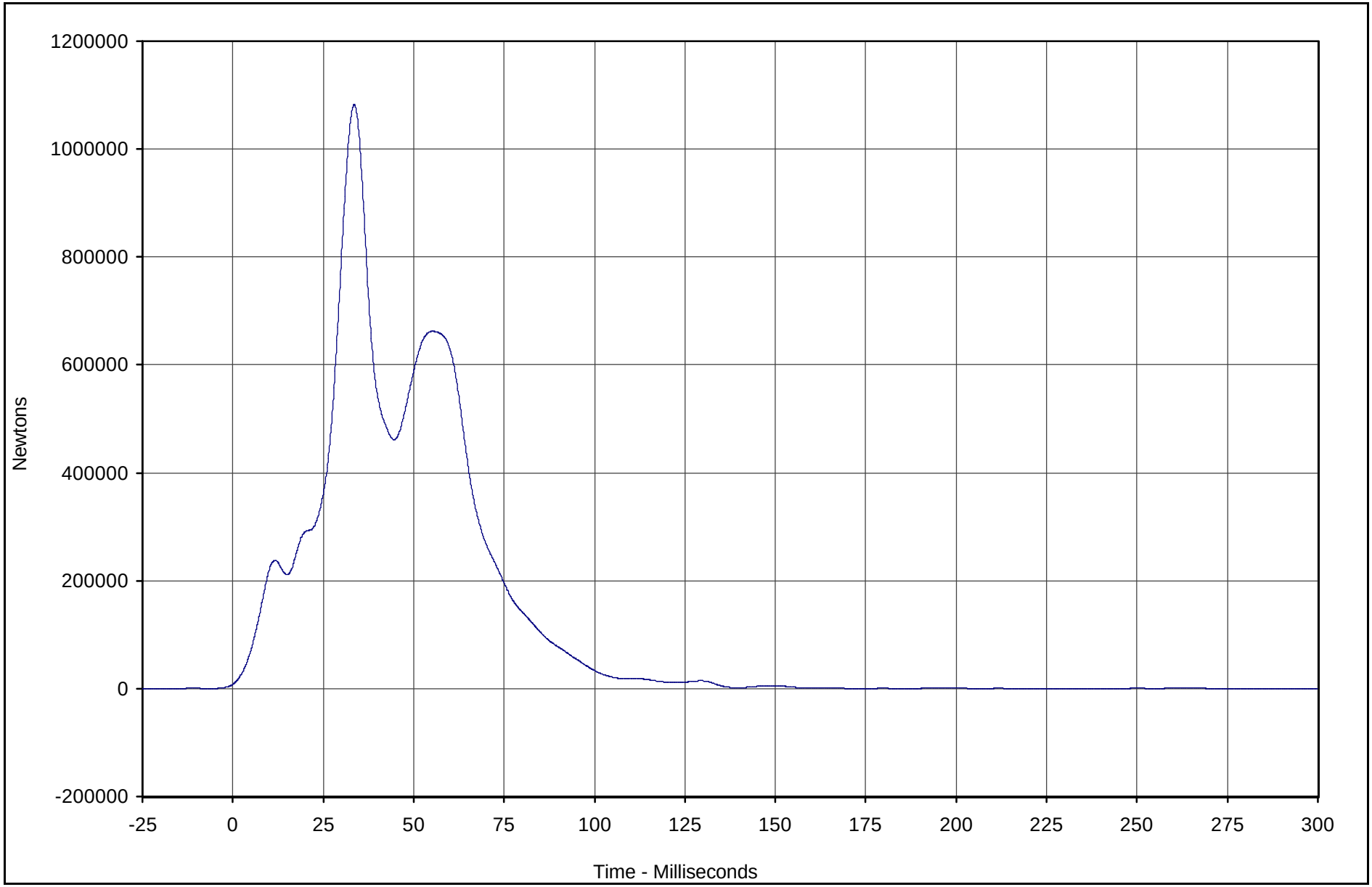

Curve Description	CURNO	Type	Units	Max	Time	Min	Time	SAE Class
Barrier Force Total Sum	007	SUM	Newtons	1082509	33.6	-1040.0	174.2	60

Test Vehicle: 2004 Lexus RX330 SUV

Test Program: 2003 NHTSA 35mph NCAP

Test Date: 8/28/03

NHTSA No.: M45101

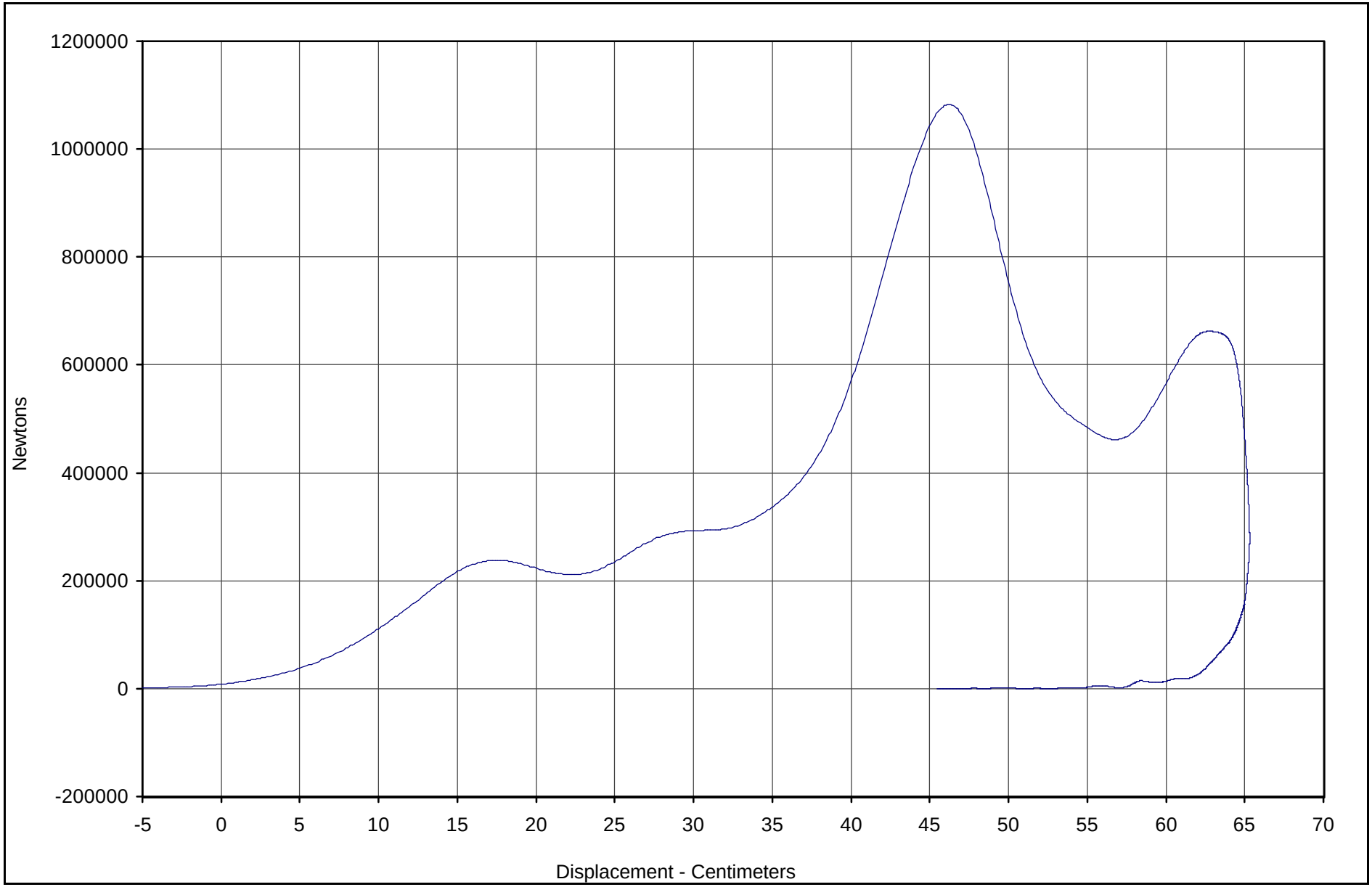

Curve Description	CURNO	Type	Units	Max	CM	Energy (Joules)	SAE Class
Barrier Force Total Sum vs. Displ.	001	XVY	Newtons	1082509	46.3	257539	60

Test Vehicle: 2004 Lexus RX330 SUV

Test Program: 2003 NHTSA 35mph NCAP

Test Date: 8/28/03

NHTSA No.: M45101

BARRIER LOAD CELL SUMMARY DATA

Test Vehicle: 2004 Lexus RX330 SUV NHTSA No.: M45101

Test Program: 2003 NHTSA 35mph NCAP Test Date: 8/28/03

Location	Units	Max	Time	Min	Time
Barrier Force A1	Newtons	6361.7	13.4	-3736.2	18.1
Barrier Force A2	Newtons	3353.1	12.7	-2688.3	29.4
Barrier Force A3	Newtons	64291.5	55.9	-1756.7	6.6
Barrier Force A4	Newtons	8182.4	34.4	-1818.3	16.1
Barrier Force A5	Newtons	37096.1	53.9	-2376.1	25.0
Barrier Force A6	Newtons	4488.9	33.9	-2029.6	29.3
Barrier Force A7	Newtons	42347.2	61.7	-1391.6	16.4
Barrier Force A8	Newtons	2702.9	34.4	-2117.8	28.9
Barrier Force A9	Newtons	2573.7	34.5	-2156.7	29.2
Barrier Force B1	Newtons	5122.7	42.9	-2195.2	19.3
Barrier Force B2	Newtons	10370.9	51.6	-1495.1	6.6
Barrier Force B3	Newtons	166559.9	32.0	-480.4	2.3
Barrier Force B4	Newtons	111599.4	55.8	-56.5	284.7
Barrier Force B5	Newtons	83697.9	36.9	-65.1	174.0
Barrier Force B6	Newtons	86676.2	34.1	-49.9	175.3
Barrier Force B7	Newtons	167903.5	31.9	-628.5	2.2
Barrier Force B8	Newtons	20542.4	54.3	-415.2	5.8
Barrier Force B9	Newtons	2956.2	59.8	-1745.6	28.4
Barrier Force C1	Newtons	3833.4	49.8	-1685.8	6.7
Barrier Force C2	Newtons	10591.2	32.5	-1419.4	6.1
Barrier Force C3	Newtons	38896.1	32.0	-624.9	0.8
Barrier Force C4	Newtons	35934.9	31.6	-51.9	299.9
Barrier Force C5	Newtons	33424.3	34.8	-59.1	240.7
Barrier Force C6	Newtons	108329.1	32.9	-29.7	174.1
Barrier Force C7	Newtons	76599.1	32.9	-620.0	1.2
Barrier Force C8	Newtons	13861.9	33.5	-477.9	5.9
Barrier Force C9	Newtons	1852.1	32.8	-1688.3	28.2
Barrier Force D1	Newtons	4107.7	56.8	-4130.8	15.6
Barrier Force D2	Newtons	11949.0	44.3	-2380.8	16.0
Barrier Force D3	Newtons	9685.7	33.4	-1203.8	5.7
Barrier Force D4	Newtons	10644.1	33.5	-1031.5	5.3
Barrier Force D5	Newtons	18353.3	17.8	-1416.7	24.4
Barrier Force D6	Newtons	12510.5	19.0	-1021.9	5.3
Barrier Force D7	Newtons	5056.4	33.3	-1197.3	38.6
Barrier Force D8	Newtons	11160.8	34.5	-776.4	16.6
Barrier Force D9	Newtons	4770.9	60.0	-1711.0	37.7
Barrier Force Sum Group 1	Newtons	211959.2	32.9	-4486.7	5.7
Barrier Force Sum Group 2	Newtons	308388.5	35.7	-235.4	174.1
Barrier Force Sum Group 3	Newtons	221032.5	32.7	-975.5	3.2
Barrier Force Sum Group 4	Newtons	66561.7	33.4	-2372.3	2.8
Barrier Force Sum Group 5	Newtons	204682.6	33.4	-214.8	218.7
Barrier Force Sum Group 6	Newtons	109081.1	33.3	-1156.9	103.6
Barrier Force Total Sum	Newtons	1082509.4	33.6	-1040.0	174.2

APPENDIX D

INSTRUMENTATION DATA CHANNEL ASSIGNMENTS

2003 NHTSA 35mph NCAP
Instrumentation Data Channel Assignments
Driver A.T.D. Serial Number 34
8/28/03
2004 Lexus RX330 SUV

CH.	LOCATION	AXIS	IDENT. NO.	DESCRIPTION	MFR	MODEL	UNITS
1	HEAD, PRIMARY	X	KEAC039	Accel.,1/2 bridge	Endevco	7264-2000	G
2	HEAD, PRIMARY	Y	KEAC038	Accel.,1/2 bridge	Endevco	7264-2000	G
3	HEAD, PRIMARY	Z	KEAC027	Accel.,1/2 bridge	Endevco	7264-2000	G
4	HEAD, REDUNDANT	X	KEAC031	Accel.,1/2 bridge	Endevco	7264-2000	G
5	HEAD, REDUNDANT	Y	KEAC032	Accel.,1/2 bridge	Endevco	7264-2000	G
6	HEAD, REDUNDANT	Z	KEAC026	Accel.,1/2 bridge	Endevco	7264-2000	G
7	NECK FORCE	X	GPUN02FX	Load cell, six axis neck	R. A. Denton	1716A	N
8	NECK FORCE	Y	GPUN02FY	Load cell, six axis neck	R. A. Denton	1716A	N
9	NECK FORCE	Z	GPUN02FZ	Load cell, six axis neck	R. A. Denton	1716A	N
10	NECK MOMENT	X	GPUN02MX	Load cell, six axis neck	R. A. Denton	1716A	Nm
11	NECK MOMENT	Y	GPUN02MY	Load cell, six axis neck	R. A. Denton	1716A	Nm
12	NECK MOMENT	Z	GPUN02MZ	Load cell, six axis neck	R. A. Denton	1716A	Nm
13	CHEST , PRIMARY	X	GPAC031	Accel., 1/2 bridge	Endevco	7264-2000	G
14	CHEST , PRIMARY	Y	GPAC024	Accel., 1/2 bridge	Endevco	7264-2000	G
15	CHEST , PRIMARY	Z	GPAC029	Accel., 1/2 bridge	Endevco	7264-2000	G
16	CHEST , REDUNDANT	X	KEAC023	Accel.,1/2 bridge	Endevco	7264-200	G
17	CHEST , REDUNDANT	Y	KEAC022	Accel.,1/2 bridge	Endevco	7264-200	G
18	CHEST , REDUNDANT	Z	KEAC024	Accel.,1/2 bridge	Endevco	7264-200	G
19	CHEST DISPLACEMENT	X	GPCP001	Rotary Pot Chest	Servo	14CBI	MM
20	PELVIS, PRIMARY	X	KEAC019	Accel.,1/2 bridge	Endevco	7264-200	G
21	PELVIS, PRIMARY	Y	KEAC020	Accel.,1/2 bridge	Endevco	7264-200	G
22	PELVIS, PRIMARY	Z	KEAC021	Accel.,1/2 bridge	Endevco	7264-200	G
23	LEFT FEMUR FORCE	Z	KEFF001	Load cell, Femur	R.A. Denton	2121	N
24	RIGHT FEMUR FORCE	Z	KEFF002	Load cell, Femur	R.A. Denton	2121	N

2003 NHTSA 35mph NCAP
Instrumentation Data Channel Assignments
Driver A.T.D. Serial Number 34
8/28/03
2004 Lexus RX330 SUV

CH.	LOCATION	AXIS	IDENT. NO.	DESCRIPTION	MFR	MODEL	UNITS
25	UP. TIBIA LEFT MOM.	X	GPUT09MX	2 ch., Upper tibia gage	R. A. Denton	1583	Nm
26	UP. TIBIA LEFT MOM.	Y	GPUT09MY	2 ch., Upper tibia gage	R. A. Denton	1583	Nm
27	UP. TIBIA RIGHT MOM.	X	GPUT09MX	2 ch., Upper tibia gage	R. A. Denton	1583	Nm
28	UP. TIBIA RIGHT MOM.	Y	GPUT09MY	2 ch., Upper tibia gage	R. A. Denton	1583	Nm
29	LWR. TIBIA LEFT MOM.	X	GPLT09MX	3 ch., lower tibia gage	R. A. Denton	3093	Nm
30	LWR. TIBIA LEFT MOM.	Y	GPLT09MY	3 ch., lower tibia gage	R. A. Denton	3093	Nm
31	LWR. TIBIA LEFT FORCE	Z	GPLT09FZ	3 ch., lower tibia gage	R. A. Denton	3093	N
32	LWR. TIBIA RIGHT MOM.	X	GPLT09MX	3 ch., lower tibia gage	R. A. Denton	3093	Nm
33	LWR. TIBIA RIGHT MOM.	Y	GPLT09MY	3 ch., lower tibia gage	R. A. Denton	3093	Nm
34	LWR. TIBIA RIGHT FORCE	Z	GPLT09FZ	3 ch., lower tibia gage	R. A. Denton	3093	N
35	FOOT LEFT, AFT	X	KEIC003X	Accel., Foot Triax	I.C. Sensor	3031-500	G
36	FOOT LEFT, AFT	Z	KEIC003Y	Accel., Foot Triax	I.C. Sensor	3031-500	G
37	FOOT LEFT, FORE	Z	KEIC003Z	Accel., Foot Triax	I.C. Sensor	3031-500	G
38	FOOT RIGHT, AFT	X	KEIC004X	Accel., Foot Triax	I.C. Sensor	3031-500	G
39	FOOT RIGHT, AFT	Z	KEIC004Y	Accel., Foot Triax	I.C. Sensor	3031-500	G
40	FOOT RIGHT, FORE	Z	KEIC004Z	Accel., Foot Triax	I.C. Sensor	3031-500	G
41	LAP BELT FORCE	X	KELC001	Load cell, Seat belt	Lebow	3371	N
42	SHOULDER BELT FORCE	X	KELC002	Load cell, Seat belt	Lebow	3371	N
43	SHOULDER BELT SPOOL	X	KEPP001	Pullout pot	Celesco	PTX101-0030	CM
44	SHOULDER BELT ELONG.	X	KEEP001	Linear pot., belt stretch	E.T.I.	LCP8-10 10K	MM/CM

2003 NHTSA 35mph NCAP
Instrumentation Data Channel Assignments
Passenger A.T.D. Serial Number 35
8/28/03
2004 Lexus RX330 SUV

CH.	LOCATION	AXIS	IDENT. NO.	DESCRIPTION	MFR	MODEL	UNITS
45	HEAD, PRIMARY	X	GPAC027	Accel., 1/2 bridge	Endevco	7264-2000	G
46	HEAD, PRIMARY	Y	GPAC002	Accel., 1/2 bridge	Endevco	7264-2000	G
47	HEAD, PRIMARY	Z	GPAC003	Accel., 1/2 bridge	Endevco	7264-2000	G
48	HEAD, REDUNDANT	X	GPAC032	Accel., 1/2 bridge	Endevco	7264-2000	G
49	HEAD, REDUNDANT	Y	GPAC021	Accel., 1/2 bridge	Endevco	7264-2000	G
50	HEAD, REDUNDANT	Z	GPAC026	Accel., 1/2 bridge	Endevco	7264-2000	G
51	NECK FORCE	X	GPUN01FX	Load cell, six axis neck	R. A. Denton	1716A	N
52	NECK FORCE	Y	GPUN01FY	Load cell, six axis neck	R. A. Denton	1716A	N
53	NECK FORCE	Z	GPUN01FZ	Load cell, six axis neck	R. A. Denton	1716A	N
54	NECK MOMENT	X	GPUN01MX	Load cell, six axis neck	R. A. Denton	1716A	Nm
55	NECK MOMENT	Y	GPUN01MY	Load cell, six axis neck	R. A. Denton	1716A	Nm
56	NECK MOMENT	Z	GPUN01MZ	Load cell, six axis neck	R. A. Denton	1716A	Nm
57	CHEST , PRIMARY	X	GPAC005	Accel., 1/2 bridge	Endevco	7264-2000	G
58	CHEST , PRIMARY	Y	GPAC011	Accel., 1/2 bridge	Endevco	7264-2000	G
59	CHEST , PRIMARY	Z	GPAC010	Accel., 1/2 bridge	Endevco	7264-2000	G
60	CHEST , REDUNDANT	X	GPAC034	Accel., 1/2 bridge	Endevco	7264-2000	G
61	CHEST , REDUNDANT	Y	GPAC023	Accel., 1/2 bridge	Endevco	7264-2000	G
62	CHEST , REDUNDANT	Z	GPAC020	Accel., 1/2 bridge	Endevco	7264-2000	G
63	CHEST DISPLACEMENT	X	GPCP002	Rotary Pot Chest	Servo	14CBI	MM
64	PELVIS, PRIMARY	X	GPAC025	Accel., 1/2 bridge	Endevco	7264-2000	G
65	PELVIS, PRIMARY	Y	GPAC022	Accel., 1/2 bridge	Endevco	7264-2000	G
66	PELVIS, PRIMARY	Z	GPAC019	Accel., 1/2 bridge	Endevco	7264-2000	G
67	LEFT FEMUR FORCE	Z	KEFF003	Load cell, Femur	R.A. Denton	2121	N
68	RIGHT FEMUR FORCE	Z	KEFF004	Load cell, Femur	R.A. Denton	2121	N

2003 NHTSA 35mph NCAP
Instrumentation Data Channel Assignments
Passenger A.T.D. Serial Number 35
8/28/03
2004 Lexus RX330 SUV

CH.	LOCATION	AXIS	IDENT. NO.	DESCRIPTION	MFR	MODEL	UNITS
69	UP. TIBIA LEFT MOM.	X	GPUT09MX	2 ch., Upper tibia gage	R. A. Denton	1583	Nm
70	UP. TIBIA LEFT MOM.	Y	GPUT09MY	2 ch., Upper tibia gage	R. A. Denton	1583	Nm
71	UP. TIBIA RIGHT MOM.	X	GPUT09MX	2 ch., Upper tibia gage	R. A. Denton	1583	Nm
72	UP. TIBIA RIGHT MOM.	Y	GPUT09MY	2 ch., Upper tibia gage	R. A. Denton	1583	Nm
73	LWR. TIBIA LEFT MOM.	X	GPLT09MX	3 ch., lower tibia gage	R. A. Denton	3093	Nm
74	LWR. TIBIA LEFT MOM.	Y	GPLT09MY	3 ch., lower tibia gage	R. A. Denton	3093	Nm
75	LWR. TIBIA LEFT FORCE	Z	GPLT09FZ	3 ch., lower tibia gage	R. A. Denton	3093	N
76	LWR. TIBIA RIGHT MOM.	X	GPLT09MX	3 ch., lower tibia gage	R. A. Denton	3093	Nm
77	LWR. TIBIA RIGHT MOM.	Y	GPLT09MY	3 ch., lower tibia gage	R. A. Denton	3093	Nm
78	LWR. TIBIA RIGHT FORCE	Z	GPLT09FZ	3 ch., lower tibia gage	R. A. Denton	3093	N
79	FOOT LEFT, AFT	X	KEIC002X	Accel., Foot Triax	I.C. Sensor	3031-500	G
80	FOOT LEFT, AFT	Z	KEIC002Y	Accel., Foot Triax	I.C. Sensor	3031-500	G
81	FOOT LEFT, FORE	Z	KEIC002Z	Accel., Foot Triax	I.C. Sensor	3031-500	G
82	FOOT RIGHT, AFT	X	KEIC001X	Accel., Foot Triax	I.C. Sensor	3031-500	G
83	FOOT RIGHT, AFT	Z	KEIC001Y	Accel., Foot Triax	I.C. Sensor	3031-500	G
84	FOOT RIGHT, FORE	Z	KEIC001Z	Accel., Foot Triax	I.C. Sensor	3031-500	G
85	LAP BELT FORCE	X	KELC003	Load cell, Seat belt	Lebow	3371	N
86	SHOULDER BELT FORCE	X	KELC004	Load cell, Seat belt	Lebow	3371	N
87	SHOULDER BELT SPOOL	X	KEPP001	Pullout pot	Celesco	PTX101-0030	MM
88	SHOULDER BELT ELONG.	X	KEEP001	Linear pot., belt stretch	E.T.I.	LCP8-10 10K	MM/CM

2003 NHTSA 35mph NCAP
Instrumentation Data Channel Assignments
Vehicle Accelerometers
8/28/03
2004 Lexus RX330 SUV

CH.	LOCATION	AXIS	IDENT. NO.	DESCRIPTION	MFR	MODEL	UNITS
89	Left Rear	X	KEVA002	Accel., Pre-Amp	I.C.S/Karco	3031-500	G
90	Right Rear	X	KEVA006	Accel., Vehicle block	I.C. Sensor	3031-200	G
91	Engine Top	X	KEVA009	Accel., Vehicle block	I.C. Sensor	3031-500	G
92	Engine Bottom	X	KEVA007	Accel., Vehicle block	I.C. Sensor	3031-500	G
93	Left Brake Caliper	X	KEVA008	Accel., Vehicle block	I.C. Sensor	3031-500	G
94	Right Brake Caliper	X	KEVA012	Accel., Vehicle block	I.C. Sensor	3031-500	G
95	Instrument Panel	X	KEVA011	Accel., Vehicle block	I.C. Sensor	3031-200	G
96	Left Rear	Z	KEVA001	Accel., Vehicle block	I.C. Sensor	3031-500	G
97	Right Rear	Z	KEVA010	Accel., Vehicle block	I.C. Sensor	3031-200	G

2003 NHTSA 35mph NCAP
Instrumentation Data Channel Assignments
Rigid Load Cell Barrier
8/28/03
2004 Lexus RX330 SUV

CH.	LOCATION	AXIS	IDENT. NO.	DESCRIPTION	MFR	MODEL	UNITS
98	BARRIER FORCE A1	X	BARRIER	Load Cell, LCB	Interface	1220-FS	N
99	BARRIER FORCE A2	X	BARRIER	Load Cell, LCB	Interface	1220-FS	N
100	BARRIER FORCE A3	X	BARRIER	Load Cell, LCB	Interface	1220-FS	N
101	BARRIER FORCE A4	X	BARRIER	Load Cell, LCB	Interface	1220-FS	N
102	BARRIER FORCE A5	X	BARRIER	Load Cell, LCB	Interface	1220-FS	N
103	BARRIER FORCE A6	X	BARRIER	Load Cell, LCB	Interface	1220-FS	N
104	BARRIER FORCE A7	X	BARRIER	Load Cell, LCB	Interface	1220-FS	N
105	BARRIER FORCE A8	X	BARRIER	Load Cell, LCB	Interface	1220-FS	N
106	BARRIER FORCE A9	X	BARRIER	Load Cell, LCB	Interface	1220-FS	N
107	BARRIER FORCE B1	X	BARRIER	Load Cell, LCB	Interface	1220-FS	N
108	BARRIER FORCE B2	X	BARRIER	Load Cell, LCB	Interface	1220-FS	N
109	BARRIER FORCE B3	X	BARRIER	Load Cell, LCB	Interface	1220-FS	N
110	BARRIER FORCE B4	X	BARRIER	Load Cell, LCB	Interface	1220-FS	N
111	BARRIER FORCE B5	X	BARRIER	Load Cell, LCB	Interface	1220-FS	N
112	BARRIER FORCE B6	X	BARRIER	Load Cell, LCB	Interface	1220-FS	N
113	BARRIER FORCE B7	X	BARRIER	Load Cell, LCB	Interface	1220-FS	N
114	BARRIER FORCE B8	X	BARRIER	Load Cell, LCB	Interface	1220-FS	N
115	BARRIER FORCE B9	X	BARRIER	Load Cell, LCB	Interface	1220-FS	N

2003 NHTSA 35mph NCAP
Instrumentation Data Channel Assignments
Rigid Load Cell Barrier
8/28/03
2004 Lexus RX330 SUV

CH.	LOCATION	AXIS	IDENT. NO.	DESCRIPTION	MFR	MODEL	UNITS
116	BARRIER FORCE C1	X	BARRIER	Load Cell, LCB	Interface	1220-FS	N
117	BARRIER FORCE C2	X	BARRIER	Load Cell, LCB	Interface	1220-FS	N
118	BARRIER FORCE C3	X	BARRIER	Load Cell, LCB	Interface	1220-FS	N
119	BARRIER FORCE C4	X	BARRIER	Load Cell, LCB	Interface	1220-FS	N
120	BARRIER FORCE C5	X	BARRIER	Load Cell, LCB	Interface	1220-FS	N
121	BARRIER FORCE C6	X	BARRIER	Load Cell, LCB	Interface	1220-FS	N
122	BARRIER FORCE C7	X	BARRIER	Load Cell, LCB	Interface	1220-FS	N
123	BARRIER FORCE C8	X	BARRIER	Load Cell, LCB	Interface	1220-FS	N
124	BARRIER FORCE C9	X	BARRIER	Load Cell, LCB	Interface	1220-FS	N
125	BARRIER FORCE D1	X	BARRIER	Load Cell, LCB	Interface	1220-FS	N
126	BARRIER FORCE D2	X	BARRIER	Load Cell, LCB	Interface	1220-FS	N
127	BARRIER FORCE D3	X	BARRIER	Load Cell, LCB	Interface	1220-FS	N
128	BARRIER FORCE D4	X	BARRIER	Load Cell, LCB	Interface	1220-FS	N
129	BARRIER FORCE D5	X	BARRIER	Load Cell, LCB	Interface	1220-FS	N
130	BARRIER FORCE D6	X	BARRIER	Load Cell, LCB	Interface	1220-FS	N
131	BARRIER FORCE D7	X	BARRIER	Load Cell, LCB	Interface	1220-FS	N
132	BARRIER FORCE D8	X	BARRIER	Load Cell, LCB	Interface	1220-FS	N
133	BARRIER FORCE D9	X	BARRIER	Load Cell, LCB	Interface	1220-FS	N

APPENDIX E

DUMMY CALIBRATION DATA

Calibration Data Sheet
Hybrid III 50th Percentile Male
Knee Impact Test

ATD Serial No.: 034 Location: Left Knee Test I.D.: LK08A

Tested Parameter	Units	Specification	Result	Pass/Fail
Laboratory Temperature	^{o}C	18.9 to 25.6	21.1	Pass
Laboratory Relative Humidity	%	10 to 70	30	Pass
Pendulum Velocity at T=0	m/sec	2.07 to 2.13	2.10	Pass
Peak Probe Force	N	4715 to 5782	5285	Pass
		Overall Test Results		Pass

ATD Serial No.: 034 Location: Right Knee Test I.D.: RK08A

Tested Parameter	Units	Specification	Result	Pass/Fail
Laboratory Temperature	^{o}C	18.9 to 25.6	21.1	Pass
Laboratory Relative Humidity	%	10 to 70	30	Pass
Pendulum Velocity at T=0	m/sec	2.07 to 2.13	2.13	Pass
Peak Probe Force	N	4715 to 5782	4972	Pass
		Overall Test Results		Pass

Laboratory Technician

August 25, 2003

Test Date

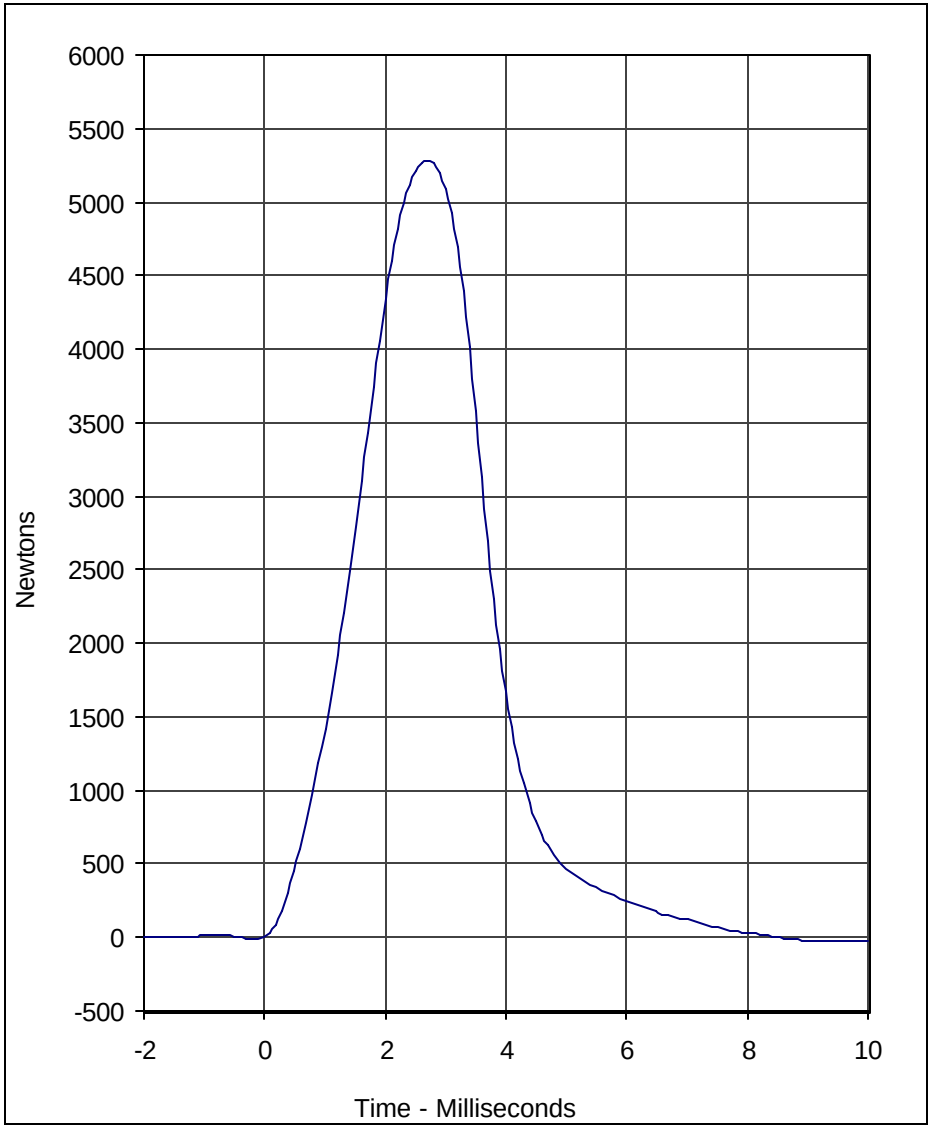

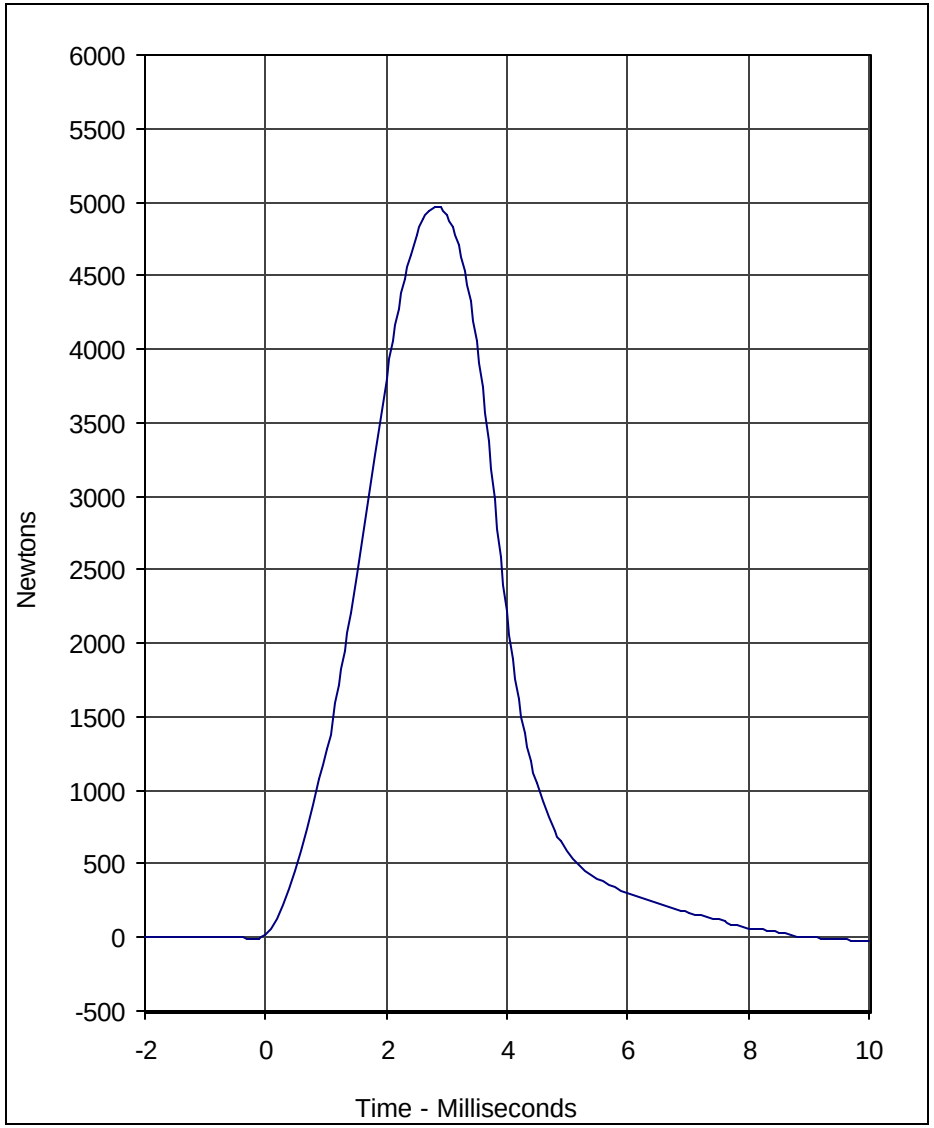

Curve Description	Location	Test I.D.	CURNO	Type
Probe Force	Left Knee	LK08A	001	FIL

Units	Max	Time	Min	Time	SAE Class
Newtons	5284.8	2.7	-23.7	9.7	600

Curve Description	Location	Test I.D.	CURNO	Type
Probe Force	Right Knee	RK08A	002	FIL

Units	Max	Time	Min	Time	SAE Class
Newtons	4971.8	2.8	-21.6	10.0	600

Test Program: Hybrid III 50th Percentile Male Knee Impact Test

Test Date: 8/25/03

A.T.D. Serial No.: 034

Calibration Data Sheet
Hybrid III 50th Percentile Male
Head Drop Test

ATD Serial No.: 034

Test I.D.: HD08A

Tested Parameter	Units	Specification	Result	Pass/Fail
Laboratory Temperature	^{o}C	18.9 to 25.6	21.1	Pass
Laboratory Relative Humidity	%	10 to 70	30	Pass
Peak Resultant Acceleration	G's	225.0 to 275.0	228.3	Pass
Peak Lateral Acceleration	G's	≤15.0	12.6	Pass
Is Acceleration Unimodal?	Yes/No	Yes	Yes	Pass
		Overall Test Results		Pass

Laboratory Technician

August 25, 2003

Test Date

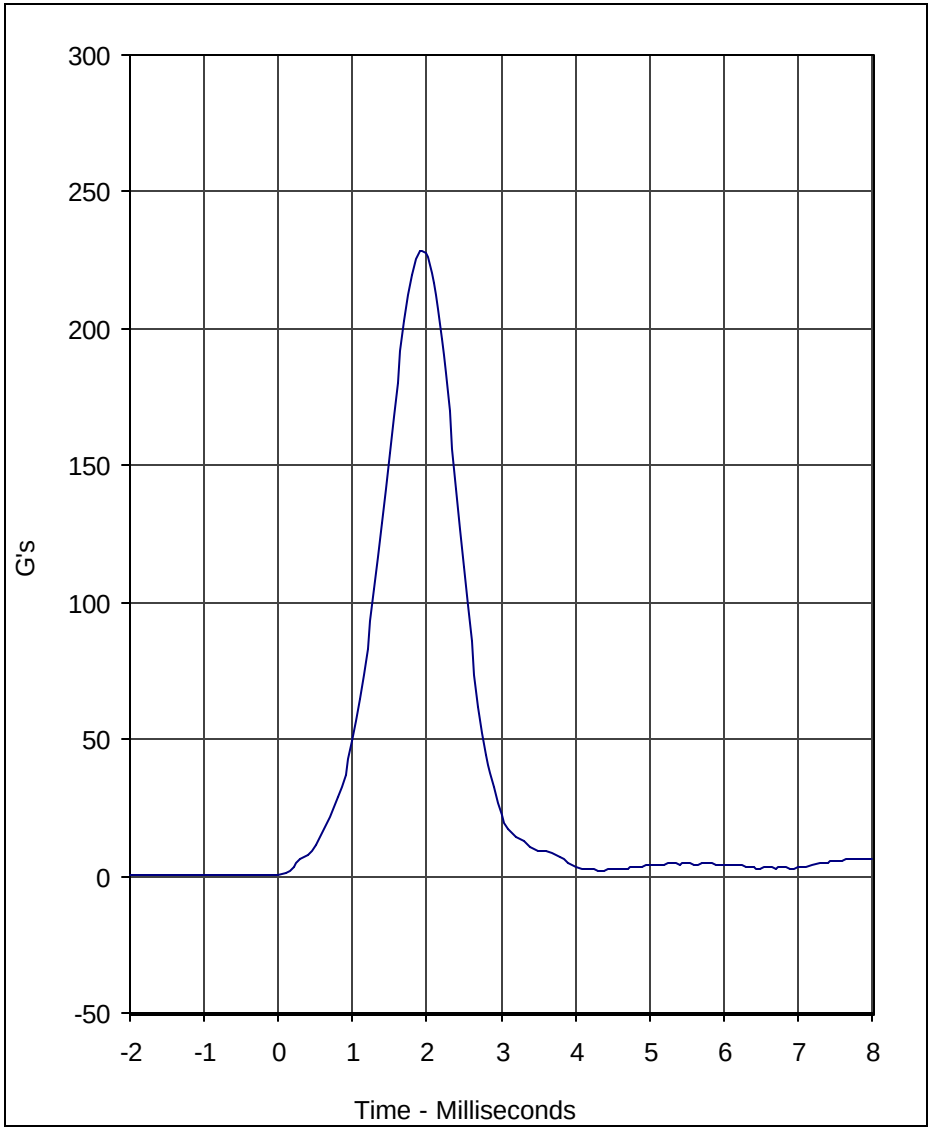

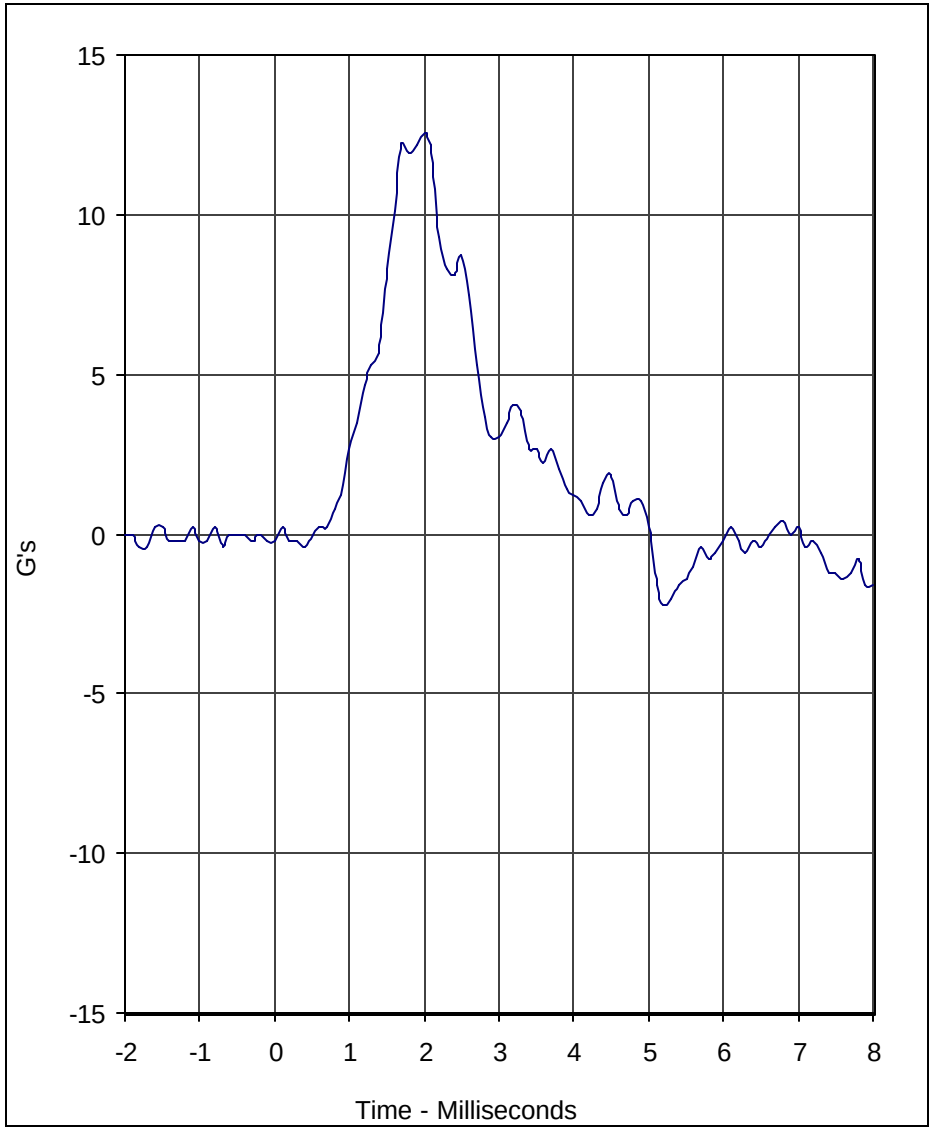

Curve Description	CURNO	Type
Head Resultant	001	RES

Units	Max	Time	Min	Time	SAE Class
G's	228.3	1.9	0.2	-1.9	1000

Curve Description	CURNO	Type
Head Y	002	FIL

Units	Max	Time	Min	Time	SAE Class
G's	12.6	2.0	-2.2	5.2	1000

Test Program: Hybrid III 50th Percentile Male Head Drop Test

Test Date: 8/25/03

A.T.D. Serial No.: 034

Test I.D.: HD08A

Calibration Data Sheet
Hybrid III 50th Percentile Male
Thorax Impact Test

ATD Serial No.: 034

Test I.D.: CH12A

Tested Parameter	Units	Specification	Result	Pass/Fail
Laboratory Temperature	^{o}C	20.6 to 22.2	21.1	Pass
Laboratory Relative Humidity	%	10 to 70	30	Pass
Probe Velocity	m/s	6.58 to 6.82	6.74	Pass
Peak Probe Force	Newtons	5159 to 5893	5223	Pass
Peak Sternum Displacement	CM	6.35 to 7.26	6.96	Pass
Internal Hysterysis	%	69 to 85	78.4	Pass
		Overall Test Results		Pass

Laboratory Technician

August 26, 2003

Test Date

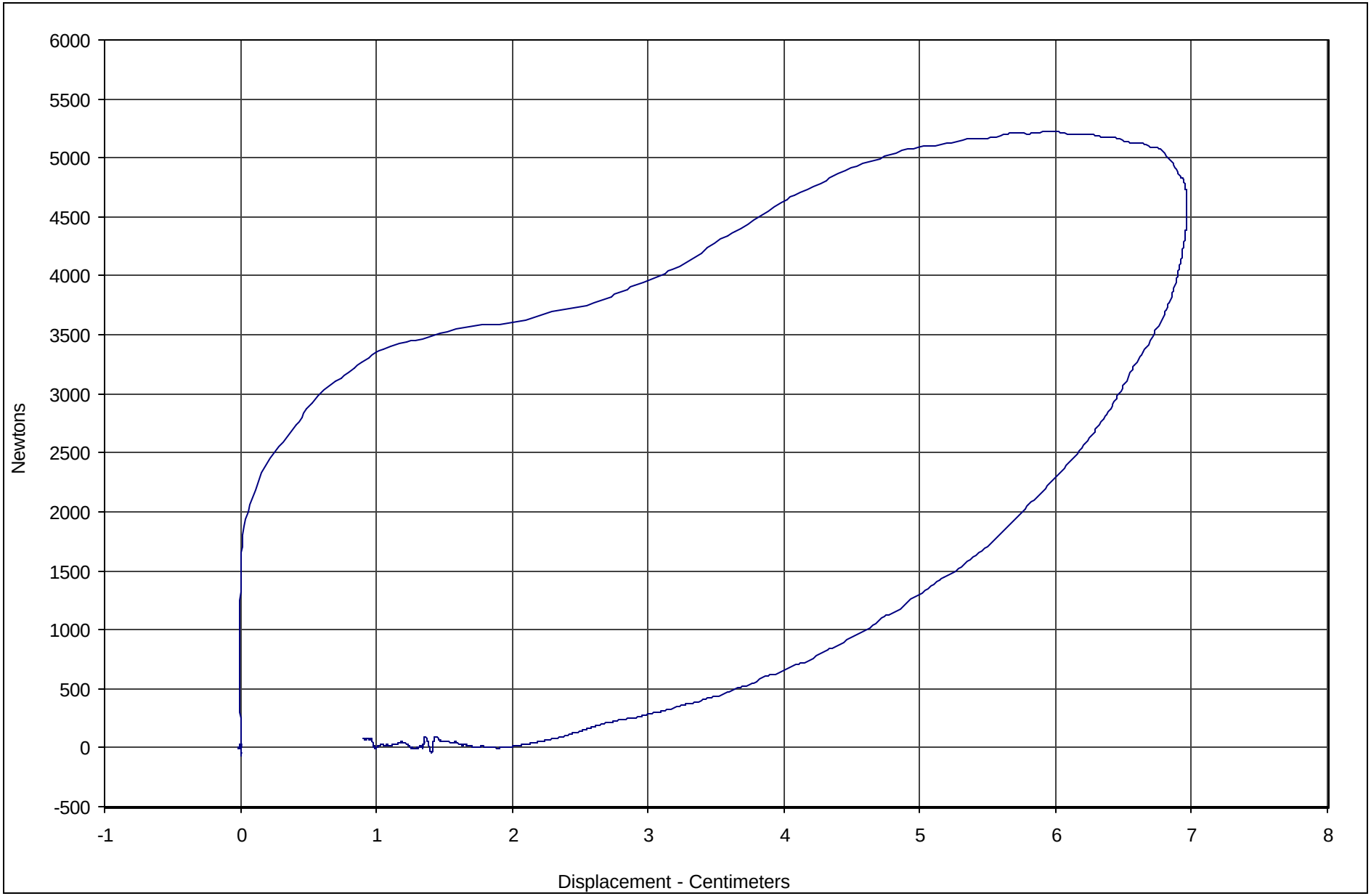

Curve Description	CURNO	Type	Hysterysis	Peak Chest Displ.	Peak Probe Force	SAE Class
Probe Force vs. Chest Displacement	001	FIL	78.4	6.96	5223.0	180

Test Program: Hybrid III 50th Percentile Male Thorax Impact

A.T.D. Serial No.: 034

Test Date: 8/26/03

Test I.D.: CH12A

Calibration Data Sheet
Hybrid III 50th Percentile Male
Neck Flexion Test

ATD Serial No.: 034

Test I.D.: NF08C

Tested Parameter		Units	Specification	Result	Pass/Fail
Laboratory Temperature		°C	20.6 to 22.2	21.1	Pass
Laboratory Relative Humidity		%	10 to 70	30	Pass
Pendulum Velocity		m/s	6.89 to 7.13	6.98	Pass
Pendulum Deceleration	10 Msec.	G's	22.5 to 27.5	22.5	Pass
	20 Msec.	G's	17.6 to 22.6	20.1	Pass
	30 Msec.	G's	12.5 to 18.5	17.0	Pass
Peak Pendulum Decel. after 30 Msec.		G's	≤ 29.0	17.0	Pass
Deceleration Decay, Time to Cross 5 G's		Msec.	34.0 to 42.0	36.8	Pass
Maximum "D" Plane Rotation	Maximum	Degrees	64.0 to 78.0	66.9	Pass
	Time	Msec.	57.0 to 64.0	62.5	Pass
"D" Plane Rotation Decay, Time To Zero Crossing		Msec.	113.0 to 128.0	119.2	Pass
Moment About Occipital Condyle	Maximum	Nm	84.1 to 108.5	87.3	Pass
	Time	Msec.	47.0 to 58.0	52.2	Pass
Positive Moment Decay, Time To Zero Crossing		Msec.	97.0 to 107.0	100.5	Pass
			Overall Test Results		Pass

Laboratory Technician

August 26, 2003

Test Date

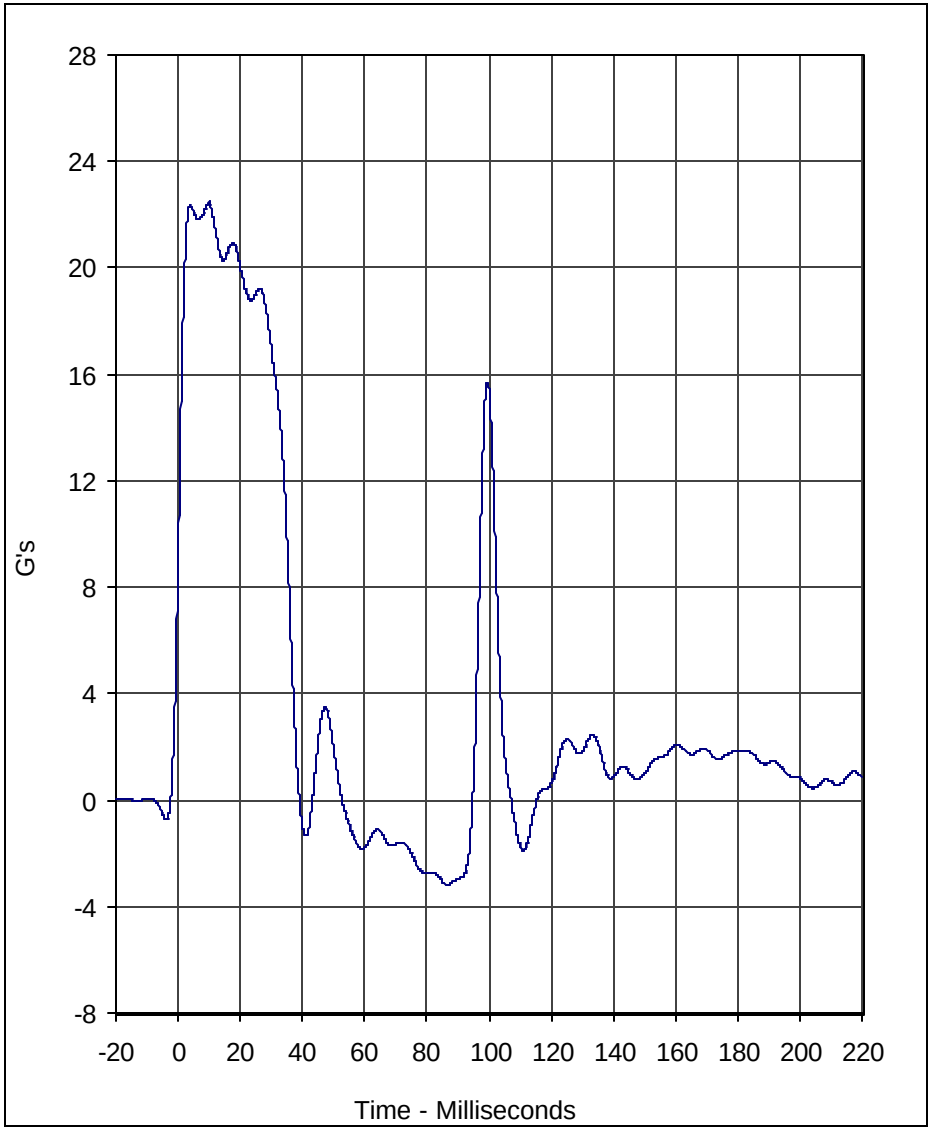

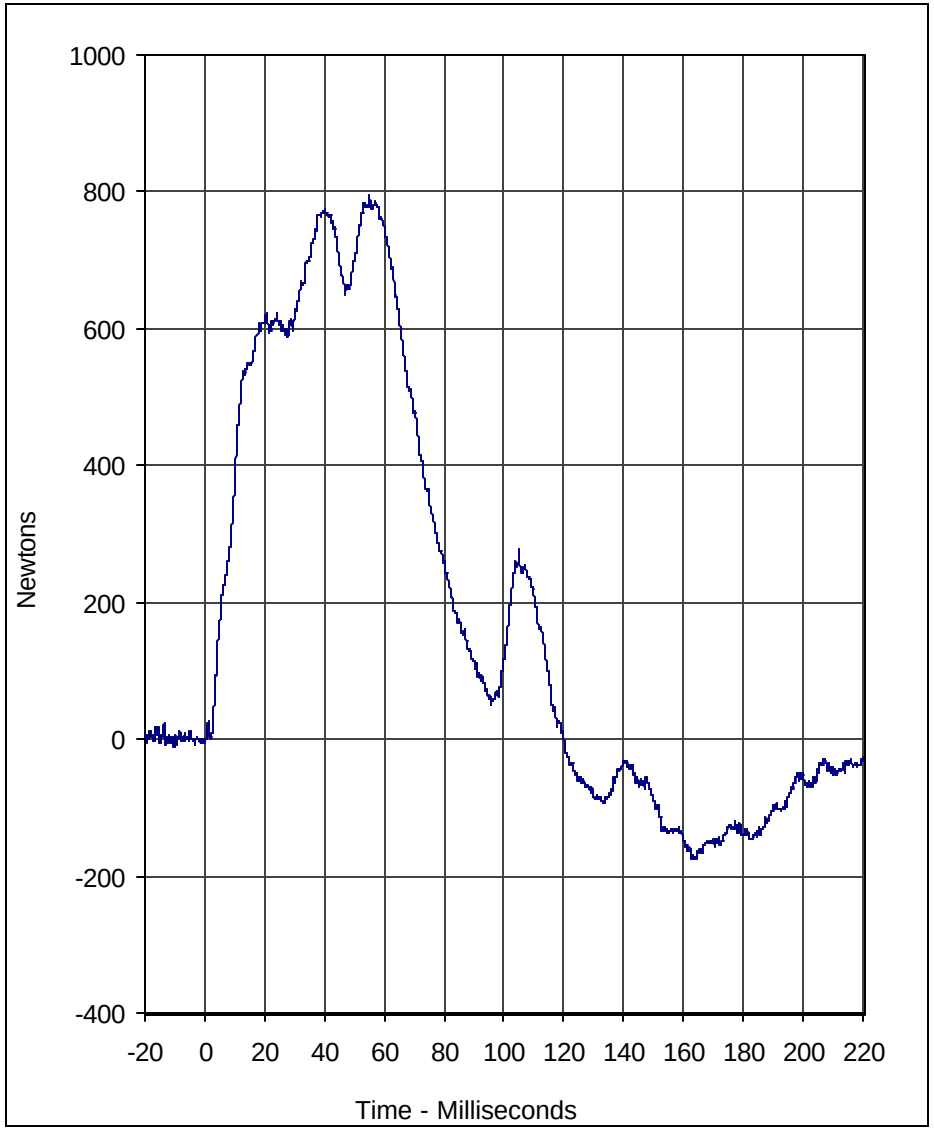

Curve Description	CURNO	Type
Pendulum Deceleration	001	FIL

Units	Max	Time	Min	Time	SAE Class
G's	22.5	10.0	-3.2	86.7	60

Curve Description	CURNO	Type
Neck Force X	002	FIL

Units	Max	Time	Min	Time	SAE Class
Newtons	794.7	55.1	-176.0	162.7	600

Test Program: Hybrid III 50th Percentile Male Neck Flexion Test

Test Date: 8/26/03

A.T.D. Serial No.: 034

Test I.D.: NF08C

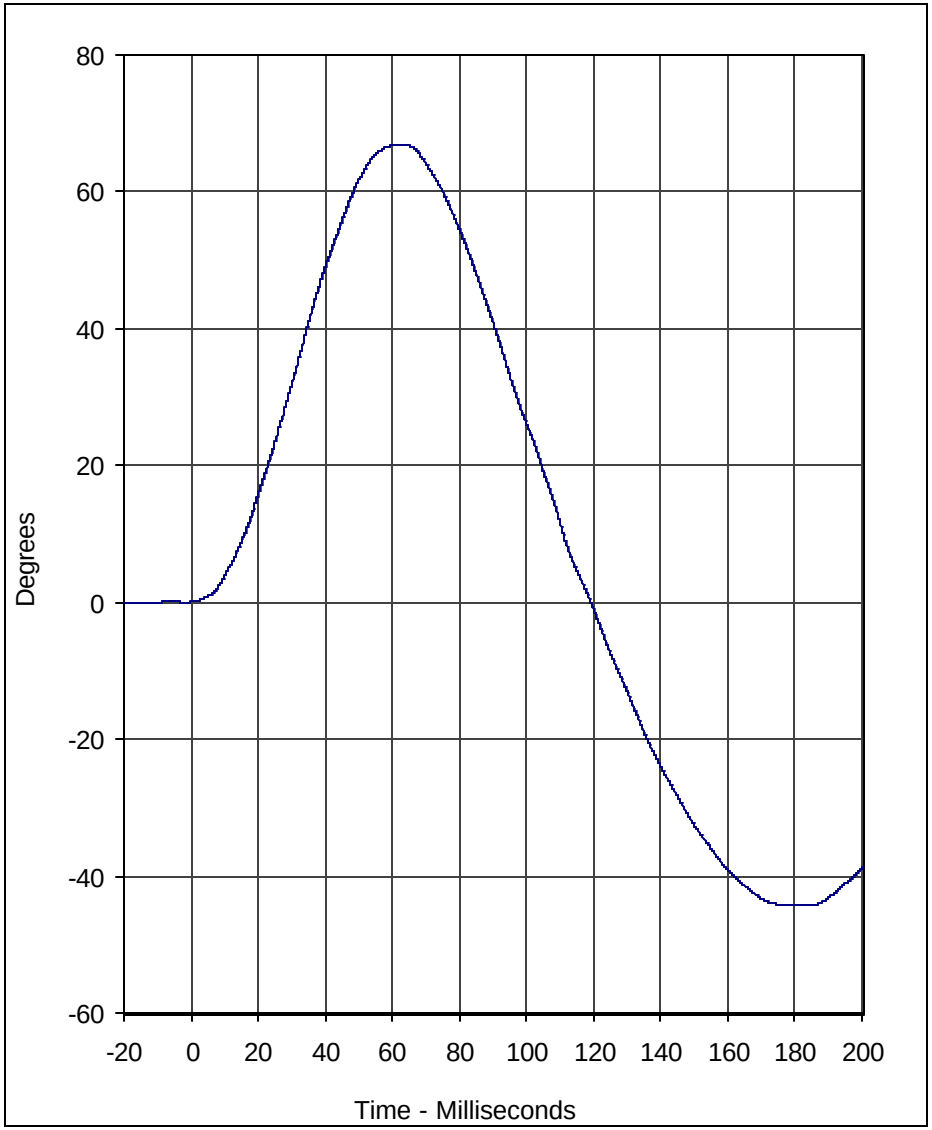

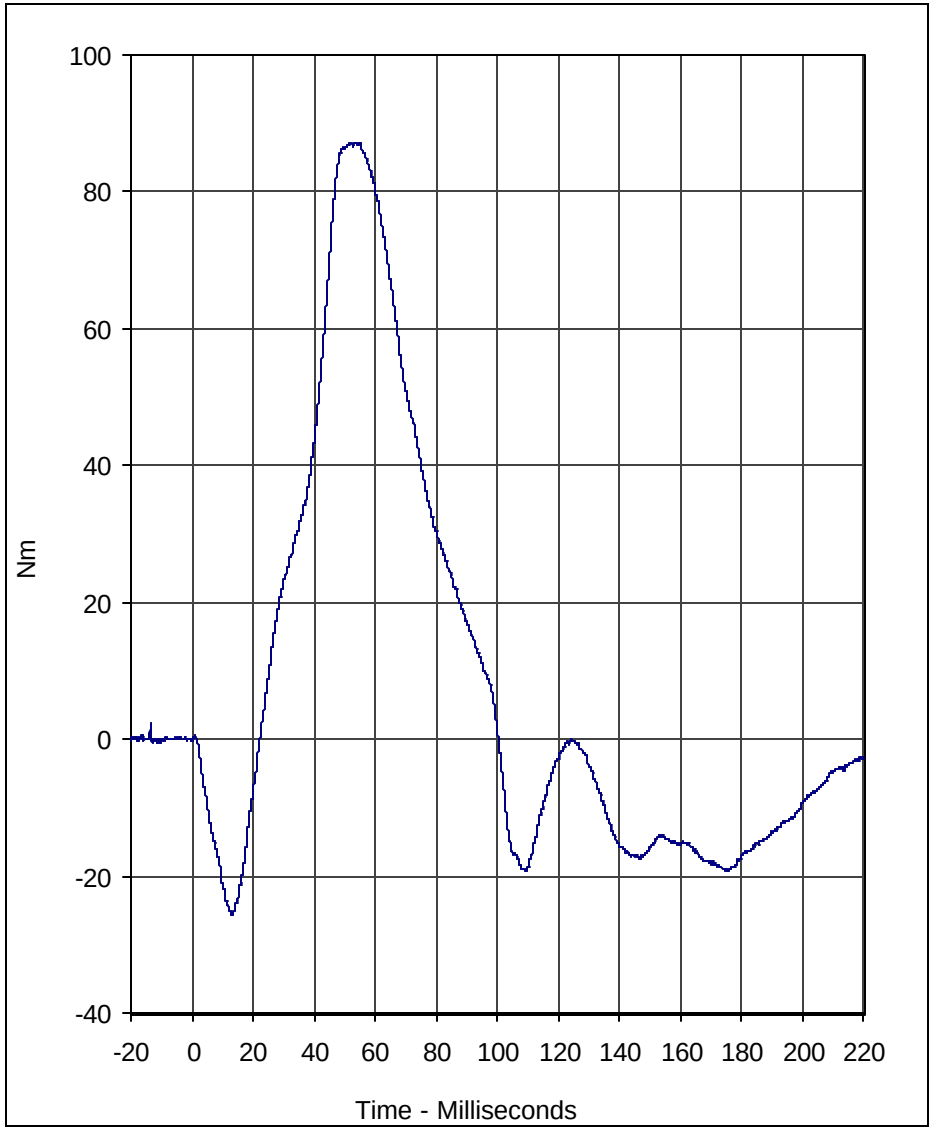

Curve Description	CURNO	Type
"D" Plane Rotation	003	FIL

Units	Max	Time	Min	Time	SAE Class
Degrees	66.9	62.5	-44.3	182.3	60

Curve Description	CURNO	Type
Moment About Occipital Condyle	004	FIL

Units	Max	Time	Min	Time	SAE Class
Nm	87.3	52.2	-25.6	13.2	600

Test Program: Hybrid III 50th Percentile Male Neck Flexion Test

Test Date: 8/26/03

A.T.D. Serial No.: 034

Test I.D.: NF08C

Calibration Data Sheet
Hybrid III 50th Percentile Male
Neck Extension Test

ATD Serial No.: 034

Test I.D.: NE08C

Tested Parameter		Units	Specification	Result	Pass/Fail
Laboratory Temperature		°C	20.6 to 22.2	21.1	Pass
Laboratory Relative Humidity		%	10 to 70	30	Pass
Pendulum Velocity		m/s	5.94 to 6.19	6.16	Pass
Pendulum Deceleration	10 Msec.	G's	17.2 to 21.2	19.3	Pass
	20 Msec.	G's	14.0 to 19.0	18.7	Pass
	30 Msec.	G's	11.0 to 16.0	15.4	Pass
Peak Pendulum Decel. after 30 Msec.		G's	≤ 22.0	15.4	Pass
Deceleration Decay, Time to Cross 5 G's		Msec.	38.0 to 46.0	39.3	Pass
Maximum "D" Plane Rotation	Maximum	Degrees	81.0 to 106.0	86.0	Pass
	Time	Msec.	72.0 to 82.0	75.7	Pass
"D" Plane Rotation Decay, Time To Zero Crossing		Msec.	147.0 to 174.0	151.8	Pass
Moment About Occipital Condyle	Maximum	Nm	-52.9 to- 79.9	-77.6	Pass
	Time	Msec.	65.0 to 79.0	68.2	Pass
Positive Moment Decay, Time To Zero Crossing		Msec.	120.0 to 148.0	147.9	Pass
			Overall Test Results		Pass

Laboratory Technician

August 26, 2003

Test Date

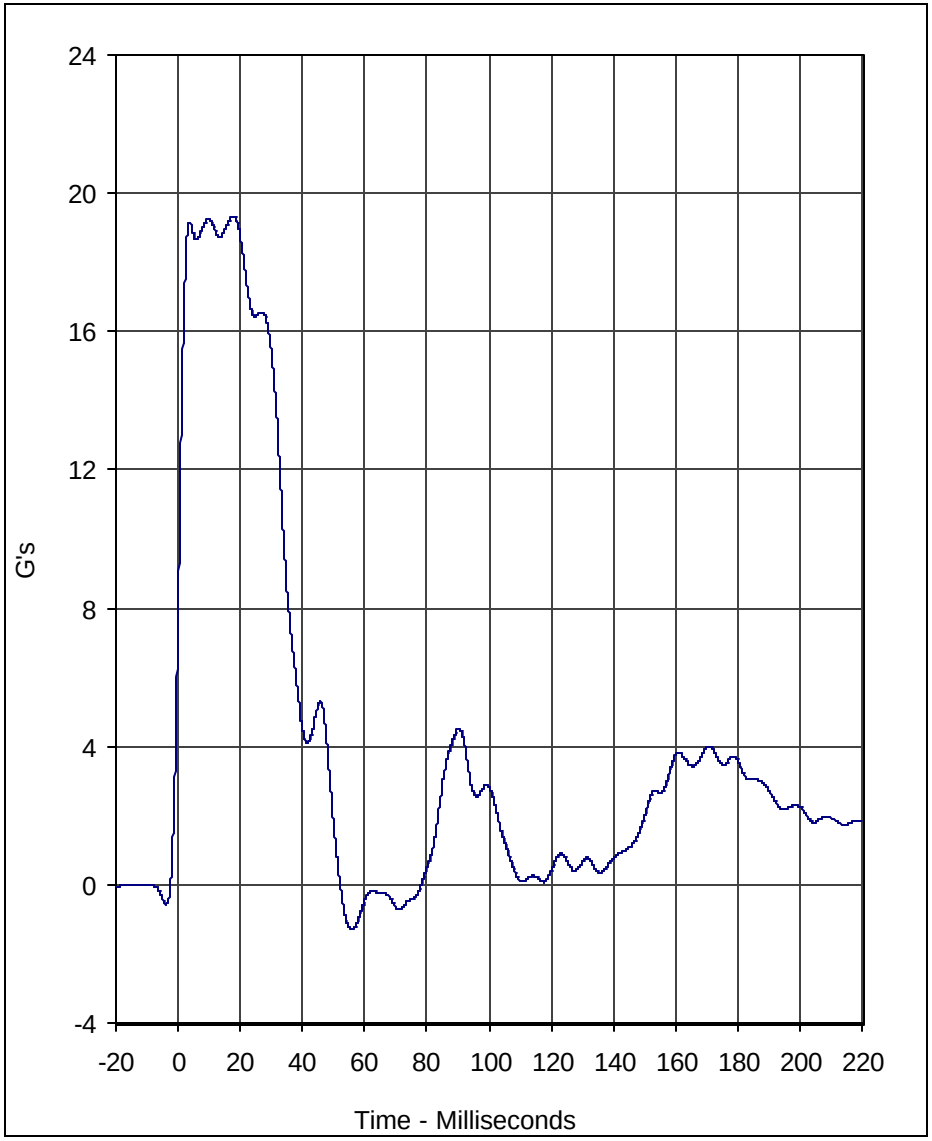

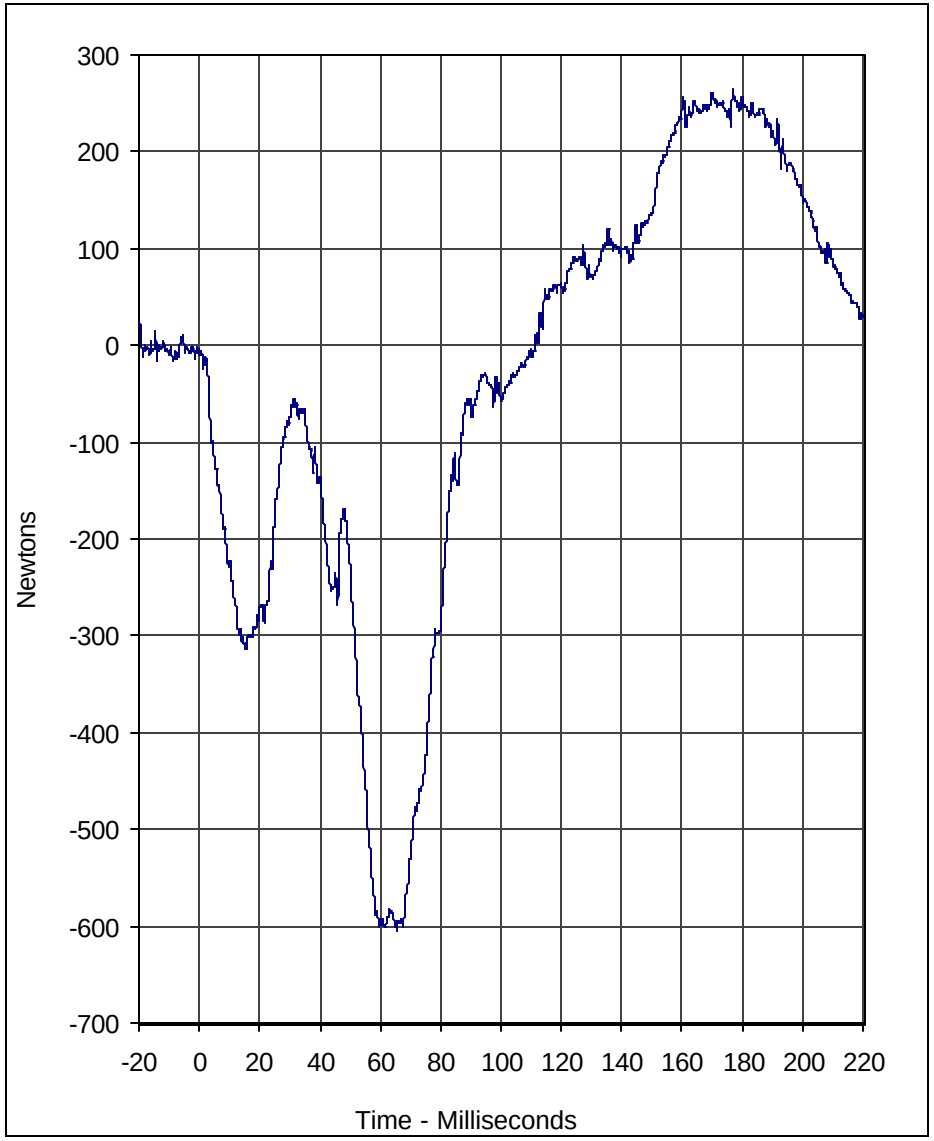

Curve Description	CURNO	Type
Pendulum Deceleration	001	FIL

Units	Max	Time	Min	Time	SAE Class
G's	19.3	17.8	-1.3	55.8	60

Curve Description	CURNO	Type
Neck Force X	002	FIL

Units	Max	Time	Min	Time	SAE Class
Newtons	264.9	176.9	-604.3	65.4	600

Test Program: Hybrid III 50th Percentile Male Neck Extension Test

Test Date: 8/26/03

A.T.D. Serial No.: 034

Test I.D.: NE08C

KARCO Engineering

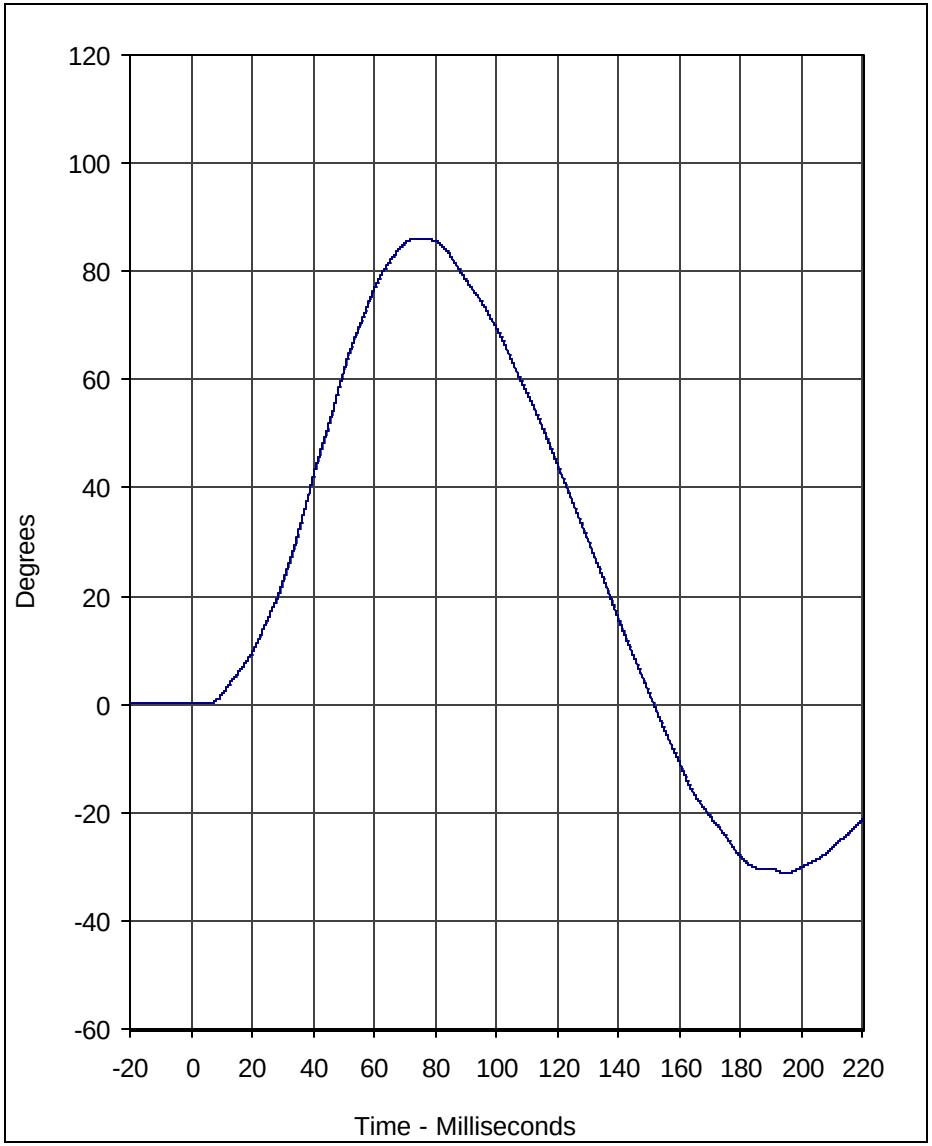

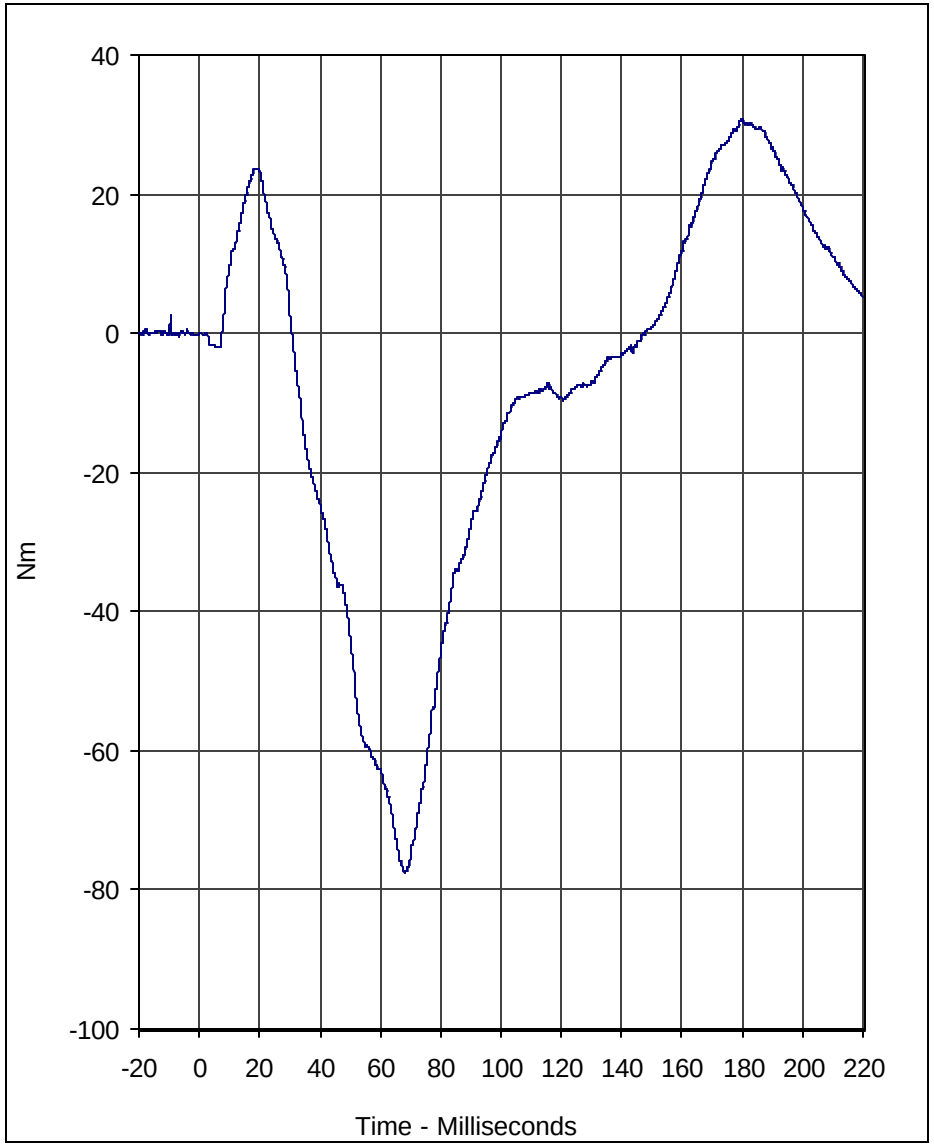

Curve Description	CURNO	Type
"D" Plane Rotation	003	FIL

Units	Max	Time	Min	Time	SAE Class
Degrees	86.0	75.7	-31.2	195.2	60

Curve Description	CURNO	Type
Moment About Occipital Condyle	004	FIL

Units	Max	Time	Min	Time	SAE Class
Nm	30.9	179.7	-77.6	68.2	600

Test Program: Hybrid III 50th Percentile Male Neck Extension Test

Test Date: 8/26/03

A.T.D. Serial No.: 034

Test I.D.: NE08C

KARCO Engineering

Calibration Data Sheet
Hybrid III 50th Percentile Male
External Measurements

ATD Serial No.: 034

Tested Parameter	Units	Specification	Result	Pass/Fail
Laboratory Temperature	^{o}C	20.6 to 22.2	21.1	Pass
Laboratory Relative Humidity	%	10 to 70	30	Pass
A - Total sitting height	mm	879 to 889	880	Pass
B - Shoulder pivot height	mm	505 to 521	515	Pass
C - "H" point height	mm	84 to 89	85	Pass
D - "H" point from seat back	mm	135 to 140	135	Pass
E - Shoulder pivot from back	mm	84 to 94	90	Pass
F - Thigh clearance	mm	140 to 155	150	Pass
G - Elbow back to wrist pivot	mm	290 to 305	300	Pass
H - Skull cap to back line	mm	41 to 46	45	Pass
I - Shoulder to elbow length	mm	330 to 345	335	Pass
J - Elbow rest height	mm	190 to 211	195	Pass
K - Buttock to knee length	mm	579 to 604	585	Pass
L - Poplipteal length	mm	429 to 455	440	Pass
M - Knee pivot height	mm	485 to 500	490	Pass
N - Buttock poplipteal length	mm	452 to 477	460	Pass
O - Chest depth	mm	213 to 229	220	Pass
P - Foot length	mm	251 to 267	255	Pass
V - Shoulder breadth	mm	422 to 437	435	Pass
W - Foot breadth	mm	91 to 107	100	Pass
Y - Chest circumference	mm	970 to 1001	990	Pass
Z - Waist circumference	mm	836 to 866	860	Pass
AA - Location for chest circumference	mm	429 to 434	430	Pass
BB - Location for waist circumference	mm	226 to 231	230	Pass
		Overall Test Results		Pass

Laboratory Technician

August 26, 2003
Test Date

Calibration Data Sheet
Hybrid III 50th Percentile Male
Knee Impact Test

ATD Serial No.: 035 Location: Left Knee Test I.D.: LK08B

Tested Parameter	Units	Specification	Result	Pass/Fail
Laboratory Temperature	^{o}C	18.9 to 25.6	21.1	Pass
Laboratory Relative Humidity	%	10 to 70	30	Pass
Pendulum Velocity at T=0	m/sec	2.07 to 2.13	2.08	Pass
Peak Probe Force	N	4715 to 5782	5452	Pass
		Overall Test Results		Pass

ATD Serial No.: 035 Location: Right Knee Test I.D.: RK08B

Tested Parameter	Units	Specification	Result	Pass/Fail
Laboratory Temperature	^{o}C	18.9 to 25.6	21.1	Pass
Laboratory Relative Humidity	%	10 to 70	30	Pass
Pendulum Velocity at T=0	m/sec	2.07 to 2.13	2.12	Pass
Peak Probe Force	N	4715 to 5782	5092	Pass
		Overall Test Results		Pass

Laboratory Technician

August 25, 2003

Test Date

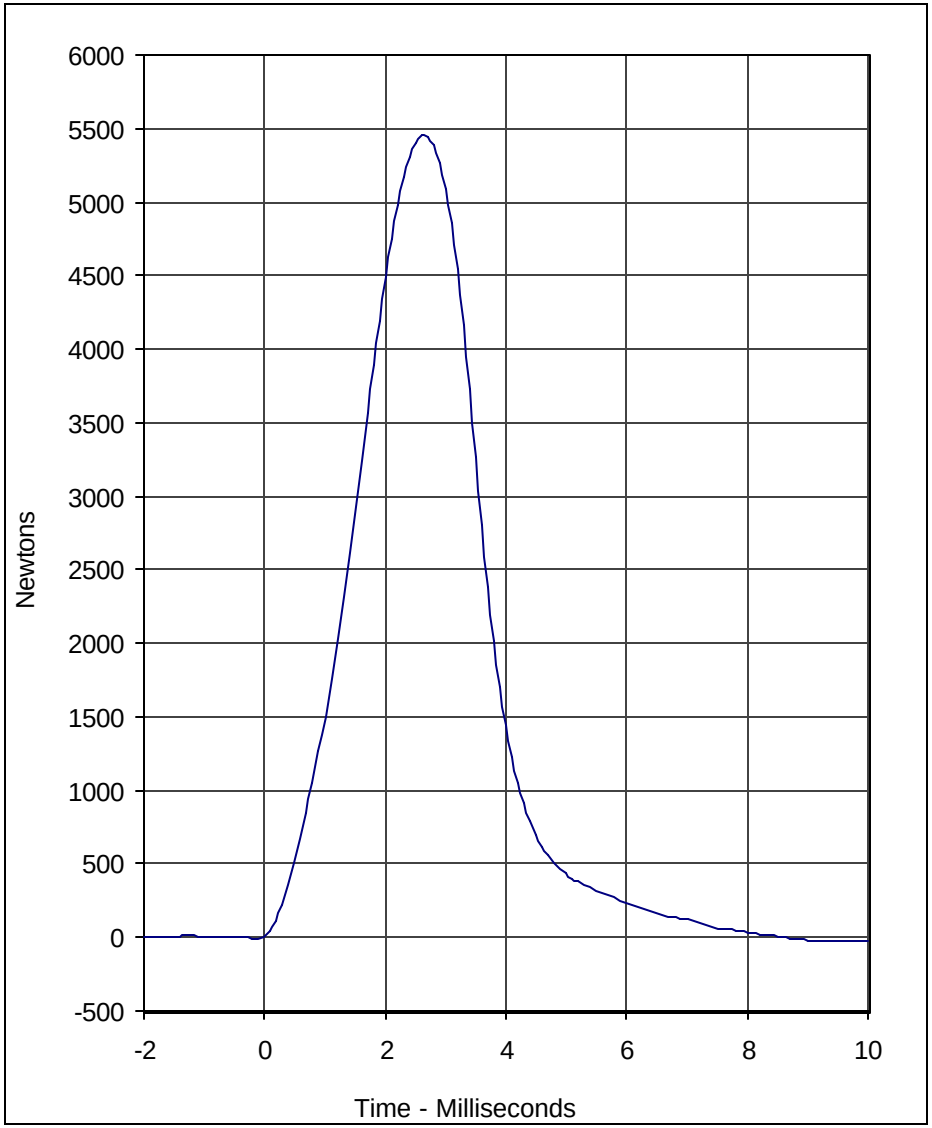

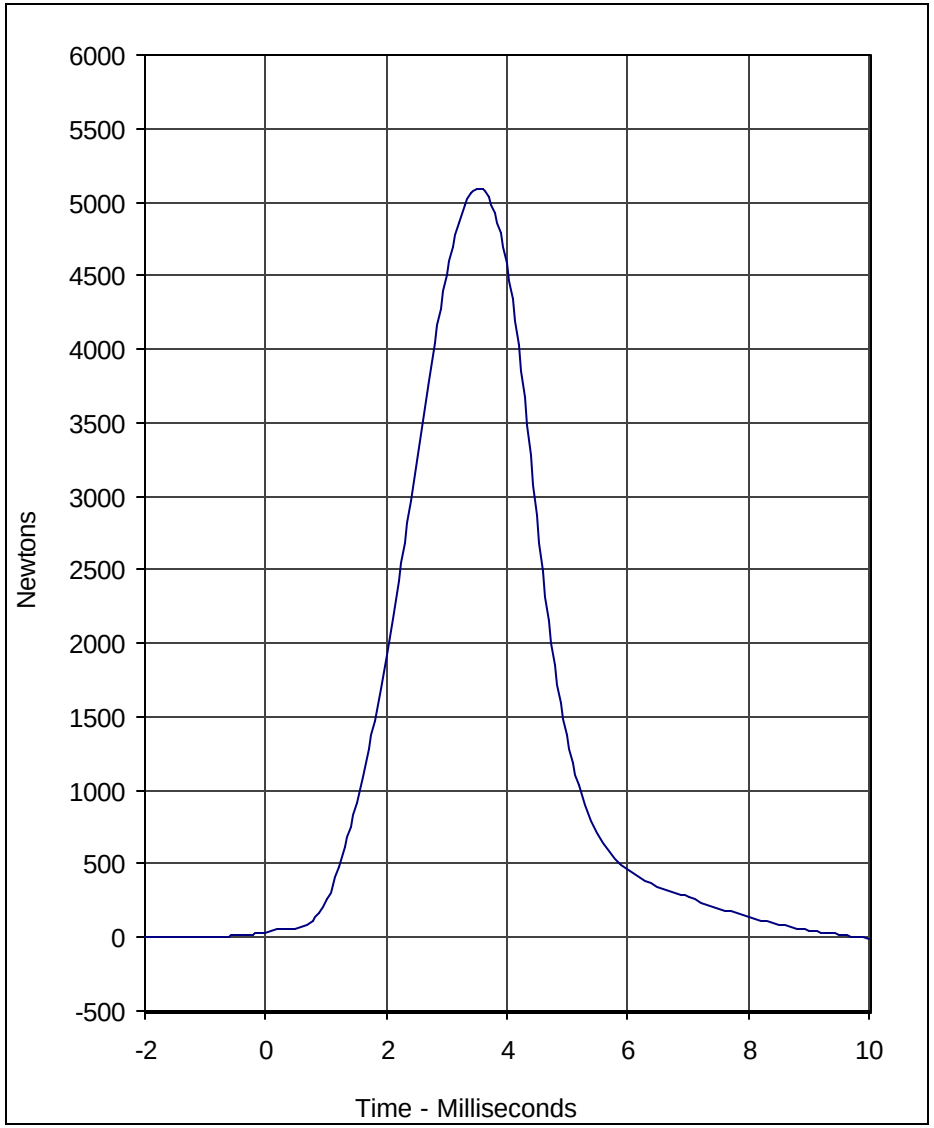

Curve Description	Location	Test I.D.	CURNO	Type
Probe Force	Left Knee	LK08B	001	FIL

Units	Max	Time	Min	Time	SAE Class
Newtons	5452.1	2.6	-26.6	9.2	600

Curve Description	Location	Test I.D.	CURNO	Type
Probe Force	Right Knee	RK08B	002	FIL

Units	Max	Time	Min	Time	SAE Class
Newtons	5092.2	3.5	-5.3	10.0	600

Test Program: Hybrid III 50th Percentile Male Knee Impact Test

Test Date: 8/25/03

A.T.D. Serial No.: 035

Calibration Data Sheet
Hybrid III 50th Percentile Male
Head Drop Test

ATD Serial No.: 035

Test I.D.: HD08B

Tested Parameter	Units	Specification	Result	Pass/Fail
Laboratory Temperature	^{o}C	18.9 to 25.6	21.1	Pass
Laboratory Relative Humidity	%	10 to 70	30	Pass
Peak Resultant Acceleration	G's	225.0 to 275.0	268.9	Pass
Peak Lateral Acceleration	G's	≤15.0	7.9	Pass
Is Acceleration Unimodal?	Yes/No	Yes	Yes	Pass
		Overall Test Results		Pass

Laboratory Technician

August 25, 2003

Test Date

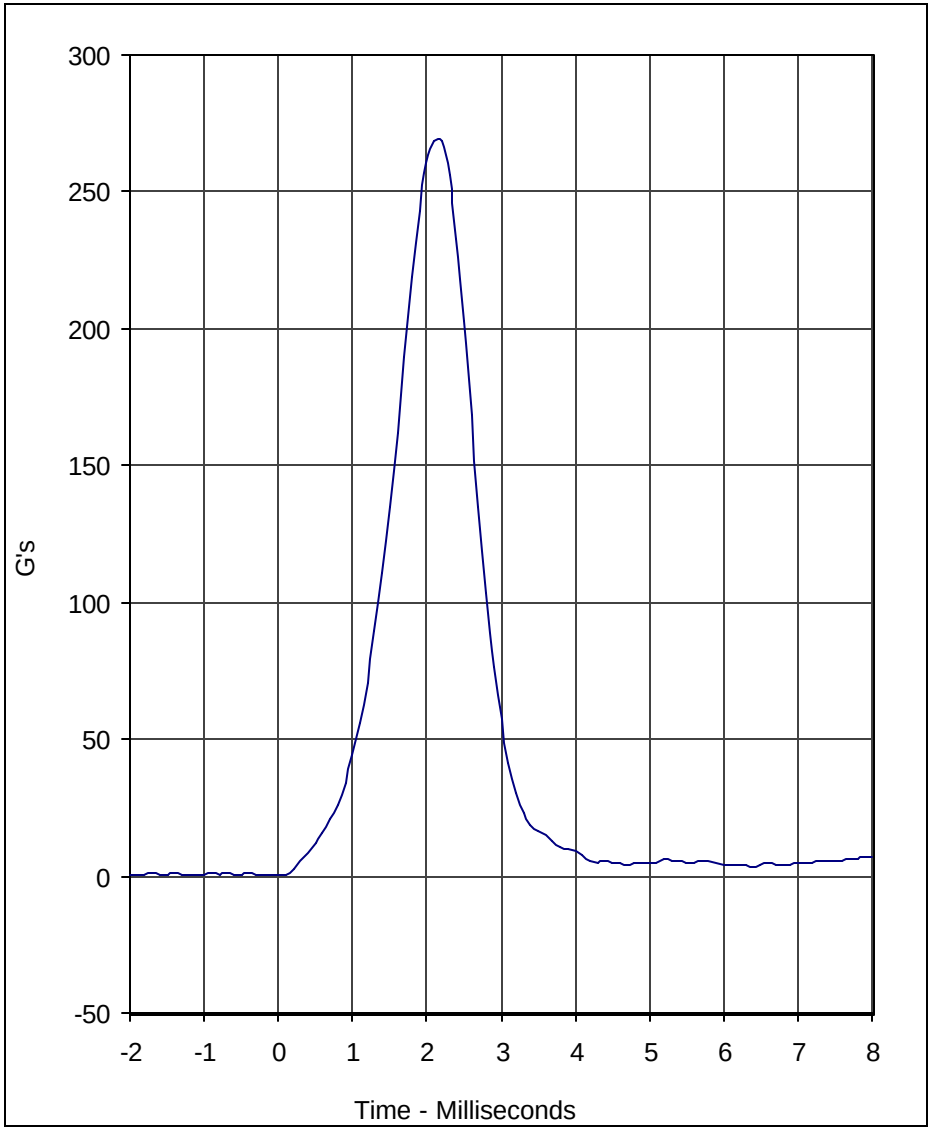

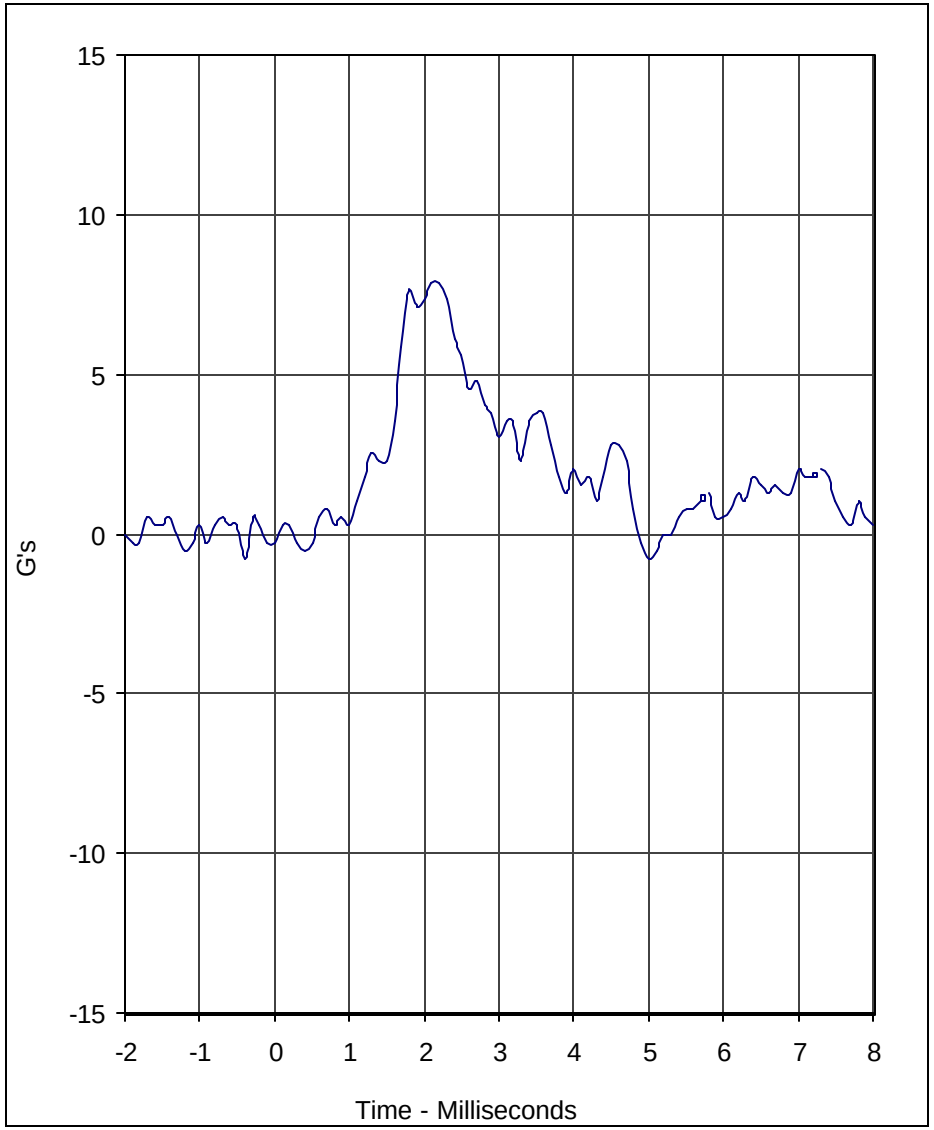

Curve Description	CURNO	Type
Head Resultant	001	RES

Units	Max	Time	Min	Time	SAE Class
G's	268.9	2.1	0.3	-1.8	1000

Curve Description	CURNO	Type
Head Y	002	FIL

Units	Max	Time	Min	Time	SAE Class
G's	7.9	2.1	-0.8	-0.4	1000

Test Program: Hybrid III 50th Percentile Male Head Drop Test

Test Date: 8/25/03

A.T.D. Serial No.: 035

Test I.D.: HD08B

KARCO Engineering

Calibration Data Sheet
Hybrid III 50th Percentile Male
Thorax Impact Test

ATD Serial No.: 034

Test I.D.: CH12B

Tested Parameter	Units	Specification	Result	Pass/Fail
Laboratory Temperature	^{o}C	20.6 to 22.2	21.1	Pass
Laboratory Relative Humidity	%	10 to 70	30	Pass
Probe Velocity	m/s	6.58 to 6.82	6.67	Pass
Peak Probe Force	Newtons	5159 to 5893	5789	Pass
Peak Sternum Displacement	CM	6.35 to 7.26	6.68	Pass
Internal Hysterysis	%	69 to 85	80.2	Pass
		Overall Test Results		Pass

Laboratory Technician

August 26, 2003

Test Date

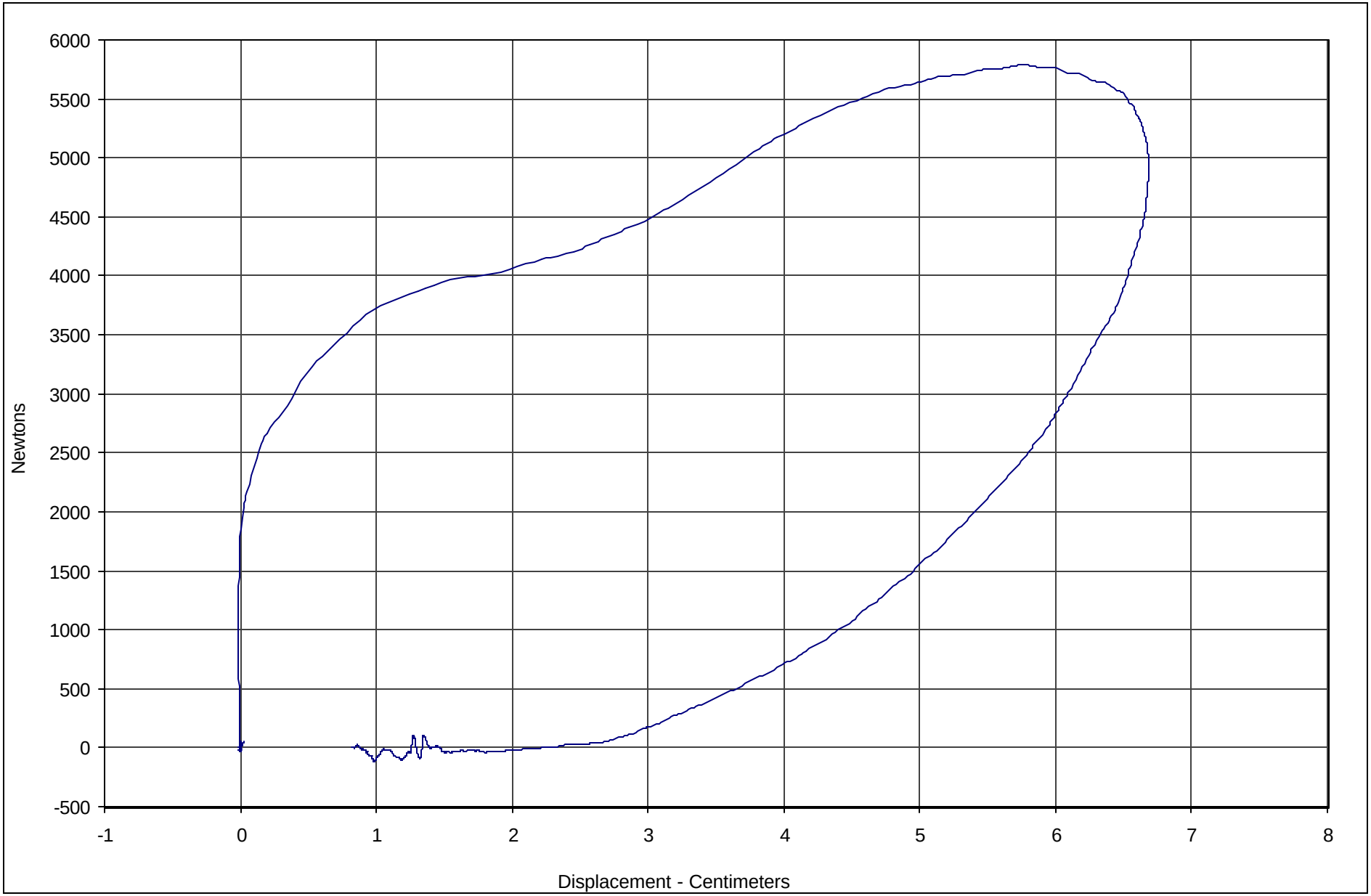

Curve Description	CURNO	Type	Hysterysis	Peak Chest Displ.	Peak Probe Force	SAE Class
Probe Force vs. Chest Displacement	001	FIL	80.2	6.68	5789.1	180

Test Program: Hybrid III 50th Percentile Male Thorax Impact

A.T.D. Serial No.: 034

Test Date: 8/26/03

Test I.D.: CH12B

Calibration Data Sheet
Hybrid III 50th Percentile Male
Neck Flexion Test

ATD Serial No.: 035

Test I.D.: NF08D

Tested Parameter		Units	Specification	Result	Pass/Fail
Laboratory Temperature		°C	20.6 to 22.2	21.1	Pass
Laboratory Relative Humidity		%	10 to 70	30	Pass
Pendulum Velocity		m/s	6.89 to 7.13	7.12	Pass
Pendulum Deceleration	10 Msec.	G's	22.5 to 27.5	23.8	Pass
	20 Msec.	G's	17.6 to 22.6	21.8	Pass
	30 Msec.	G's	12.5 to 18.5	18.1	Pass
Peak Pendulum Decel. after 30 Msec.		G's	≤ 29.0	18.1	Pass
Deceleration Decay, Time to Cross 5 G's		Msec.	34.0 to 42.0	34.5	Pass
Maximum "D" Plane Rotation	Maximum	Degrees	64.0 to 78.0	66.8	Pass
	Time	Msec.	57.0 to 64.0	59.2	Pass
"D" Plane Rotation Decay, Time To Zero Crossing		Msec.	113.0 to 128.0	113.1	Pass
Moment About Occipital Condyle	Maximum	Nm	84.1 to 108.5	91.2	Pass
	Time	Msec.	47.0 to 58.0	47.1	Pass
Positive Moment Decay, Time To Zero Crossing		Msec.	97.0 to 107.0	97.2	Pass
			Overall Test Results		Pass

Laboratory Technician

August 26, 2003

Test Date

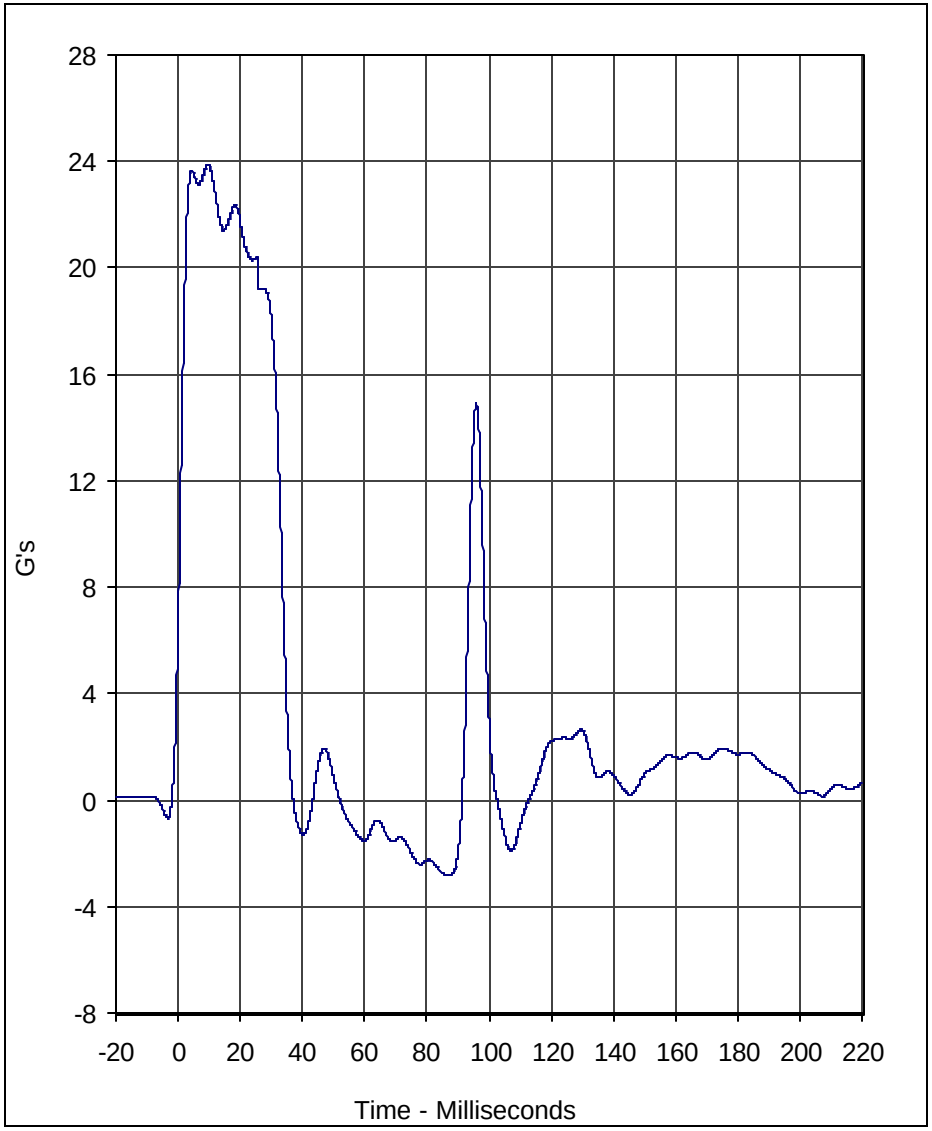

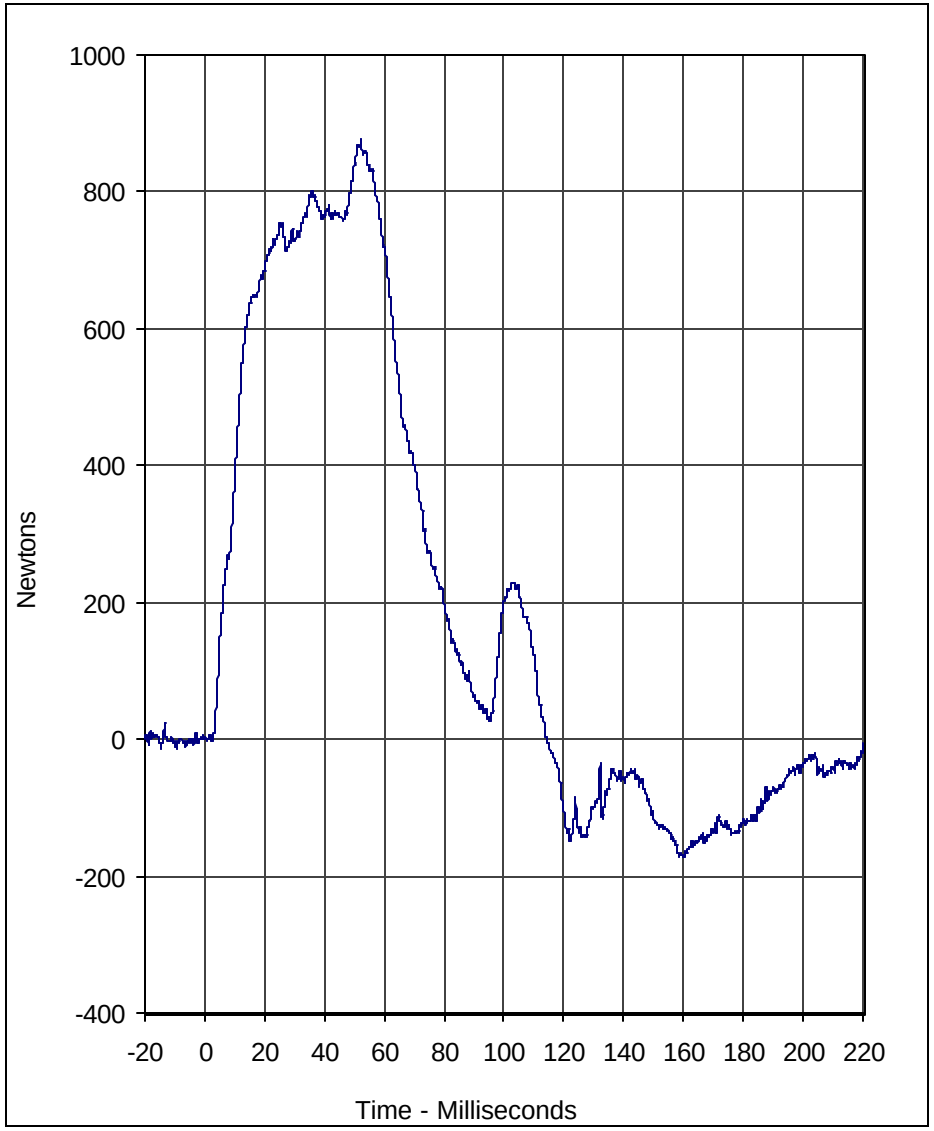

Curve Description	CURNO	Type
Pendulum Deceleration	001	FIL

Units	Max	Time	Min	Time	SAE Class
G's	23.9	9.6	-2.8	87.2	60

Curve Description	CURNO	Type
Neck Force X	002	FIL

Units	Max	Time	Min	Time	SAE Class
Newtons	876.0	52.2	-171.9	160.2	600

Test Program: Hybrid III 50th Percentile Male Neck Flexion Test

Test Date: 8/26/03

A.T.D. Serial No.: 035

Test I.D.: NF08D

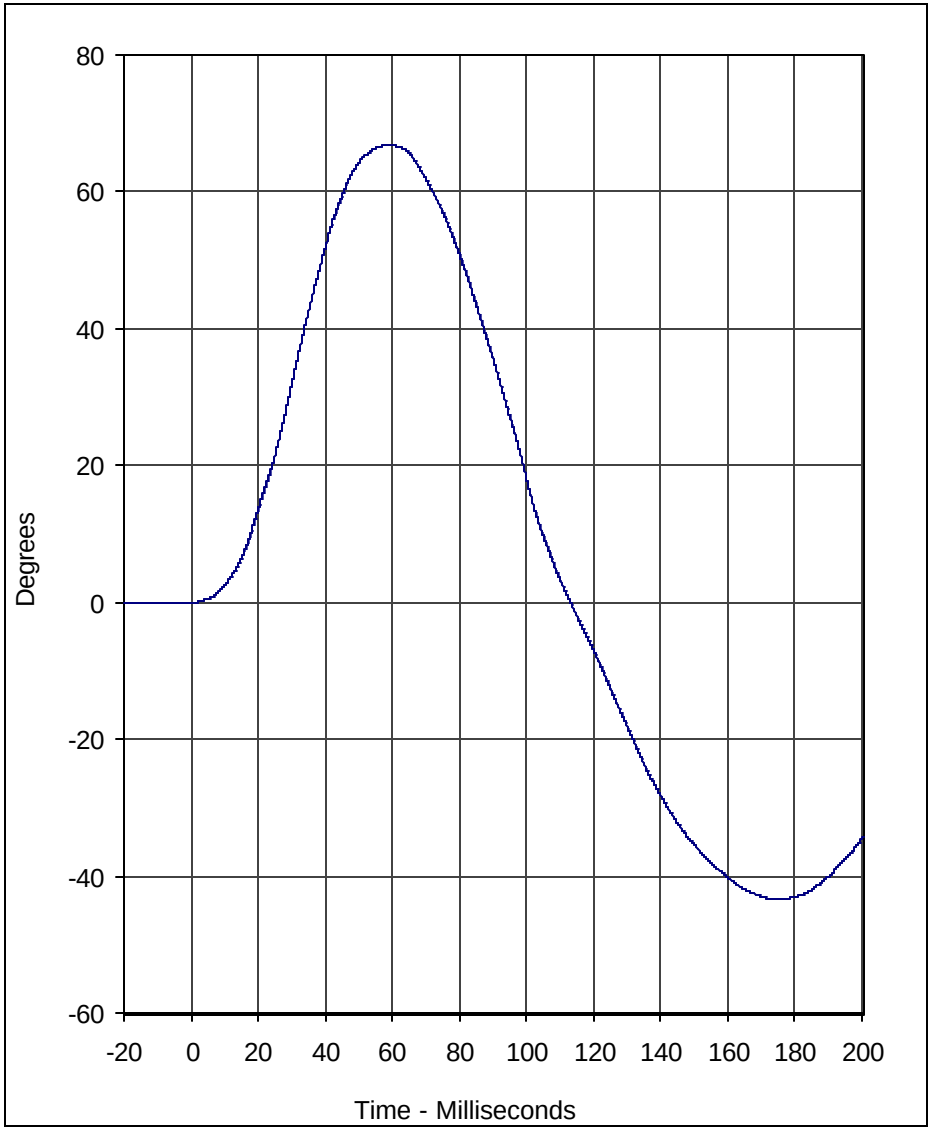

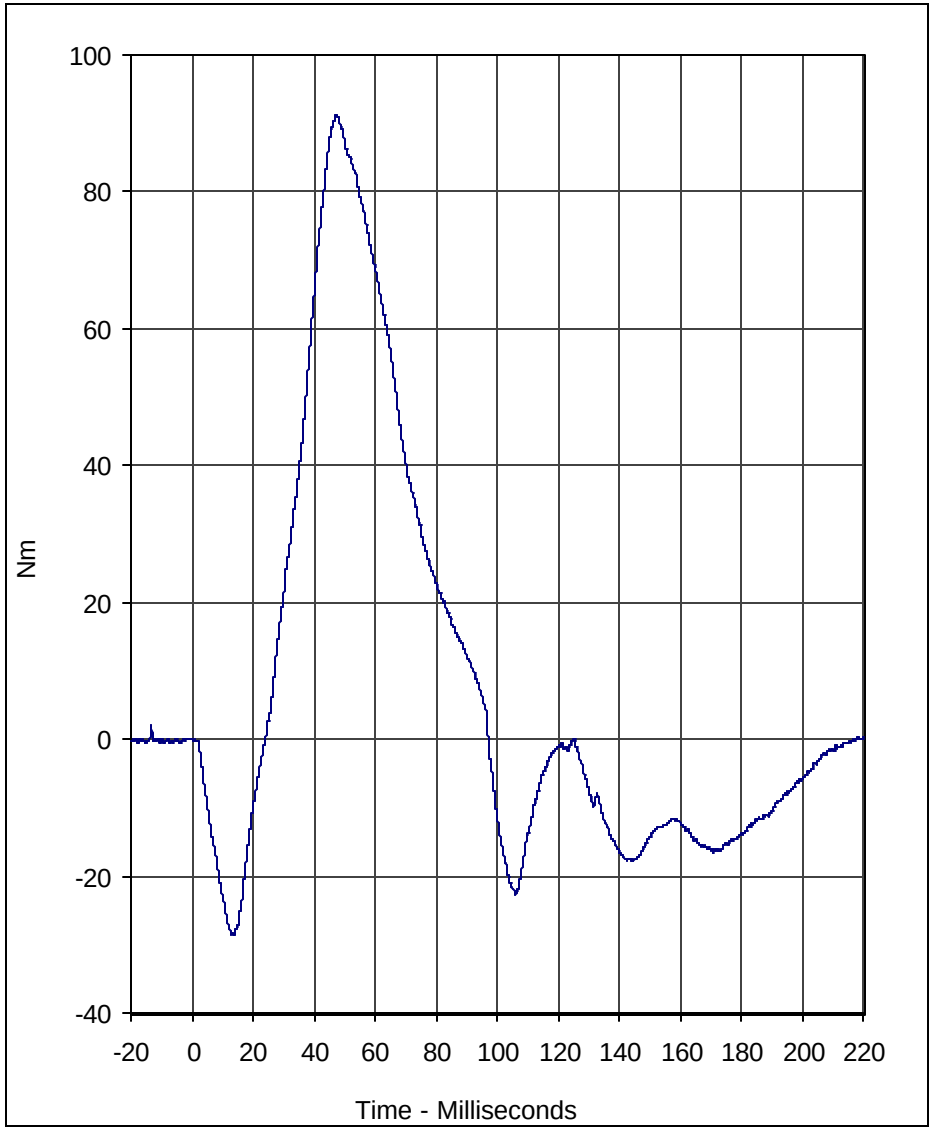

Curve Description	CURNO	Type
"D" Plane Rotation	003	FIL

Units	Max	Time	Min	Time	SAE Class
Degrees	66.8	59.2	-43.3	174.1	60

Curve Description	CURNO	Type
Moment About Occipital Condyle	004	FIL

Units	Max	Time	Min	Time	SAE Class
Nm	91.2	47.1	-28.5	13.0	600

Test Program: Hybrid III 50th Percentile Male Neck Flexion Test

Test Date: 8/26/03

A.T.D. Serial No.: 035

Test I.D.: NF08D

KARCO Engineering

Calibration Data Sheet
Hybrid III 50th Percentile Male
Neck Extension Test

ATD Serial No.: 035

Test I.D.: NE08B

Tested Parameter		Units	Specification	Result	Pass/Fail
Laboratory Temperature		°C	20.6 to 22.2	21.1	Pass
Laboratory Relative Humidity		%	10 to 70	30	Pass
Pendulum Velocity		m/s	5.94 to 6.19	6.01	Pass
Pendulum Deceleration	10 Msec.	G's	17.2 to 21.2	18.9	Pass
	20 Msec.	G's	14.0 to 19.0	18.2	Pass
	30 Msec.	G's	11.0 to 16.0	12.1	Pass
Peak Pendulum Decel. after 30 Msec.		G's	≤ 22.0	12.1	Pass
Deceleration Decay, Time to Cross 5 G's		Msec.	38.0 to 46.0	45.9	Pass
Maximum "D" Plane Rotation	Maximum	Degrees	81.0 to 106.0	87.3	Pass
	Time	Msec.	72.0 to 82.0	73.5	Pass
"D" Plane Rotation Decay, Time To Zero Crossing		Msec.	147.0 to 174.0	148.1	Pass
Moment About Occipital Condyle	Maximum	Nm	-52.9 to- 79.9	-77.7	Pass
	Time	Msec.	65.0 to 79.0	65.8	Pass
Positive Moment Decay, Time To Zero Crossing		Msec.	120.0 to 148.0	132.3	Pass
			Overall Test Results		Pass

Laboratory Technician

August 26, 2003

Test Date

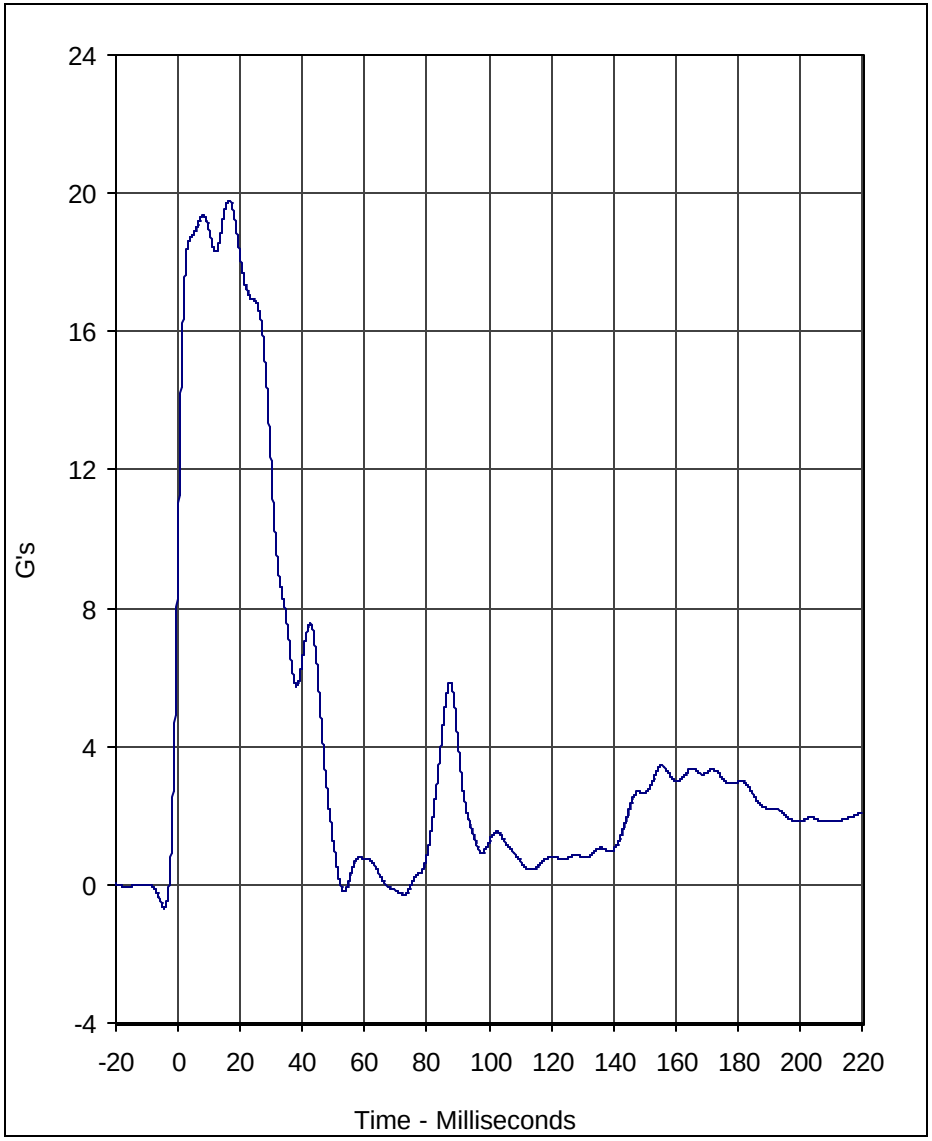

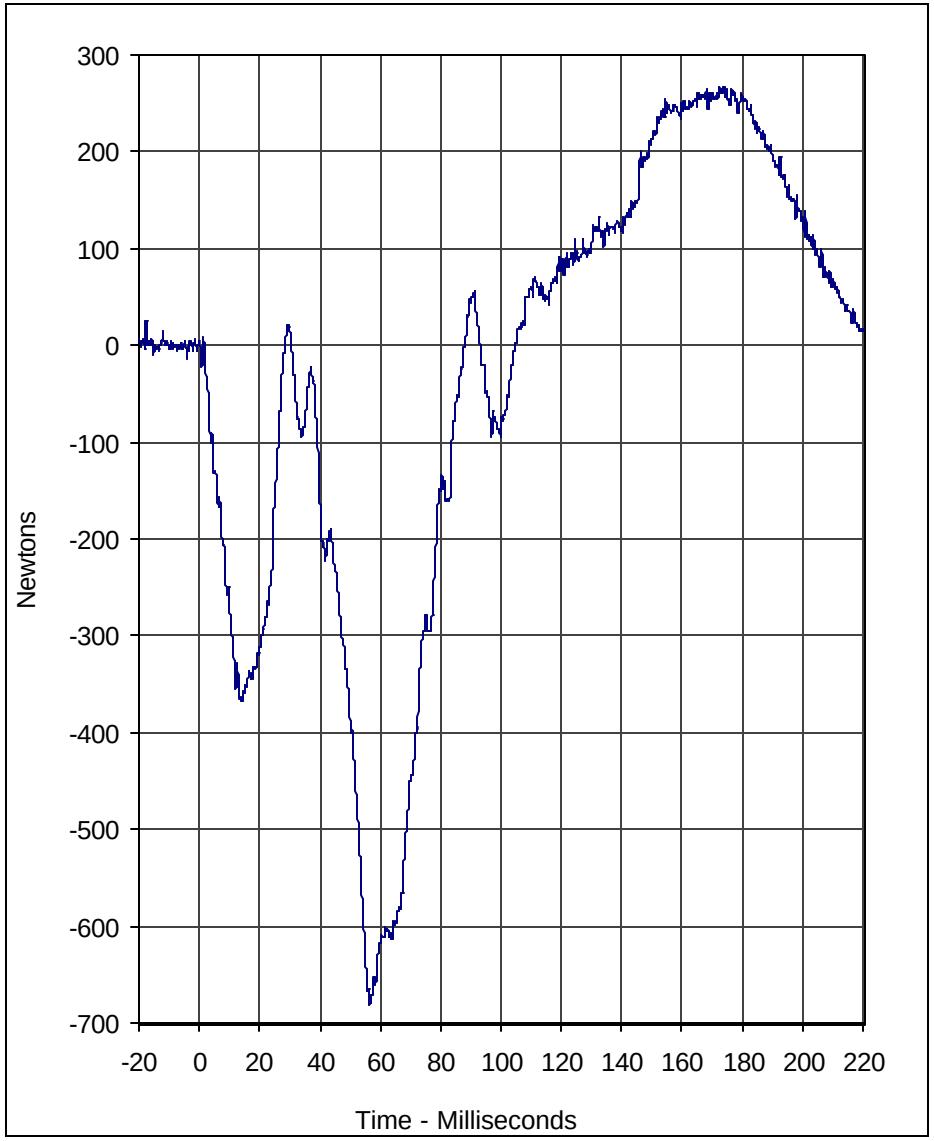

Curve Description	CURNO	Type
Pendulum Deceleration	001	FIL

Units	Max	Time	Min	Time	SAE Class
G's	19.8	16.4	-0.7	-4.4	60

Curve Description	CURNO	Type
Neck Force X	002	FIL

Units	Max	Time	Min	Time	SAE Class
Newtons	266.4	173.9	-680.6	56.5	600

Test Program: Hybrid III 50th Percentile Male Neck Extension Test

Test Date: 8/26/03

A.T.D. Serial No.: 035

Test I.D.: NE08B

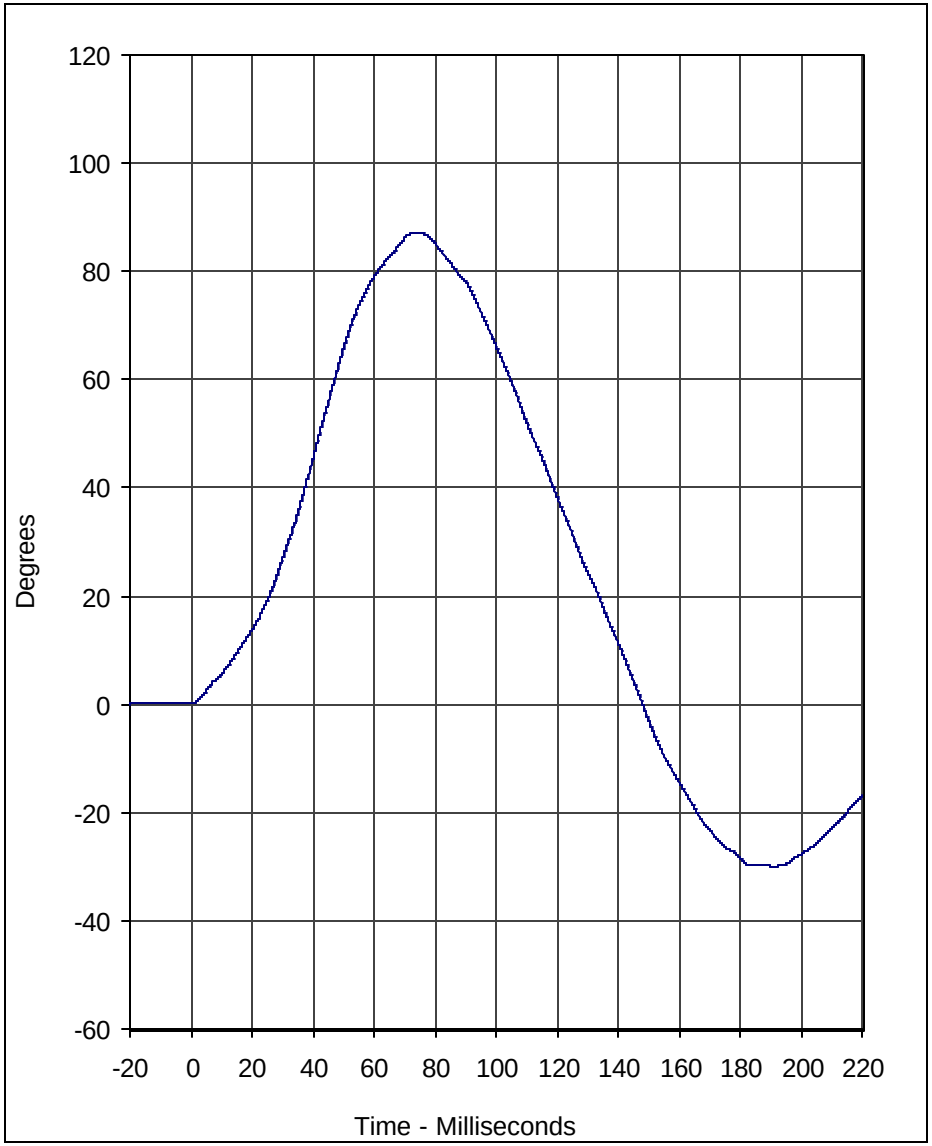

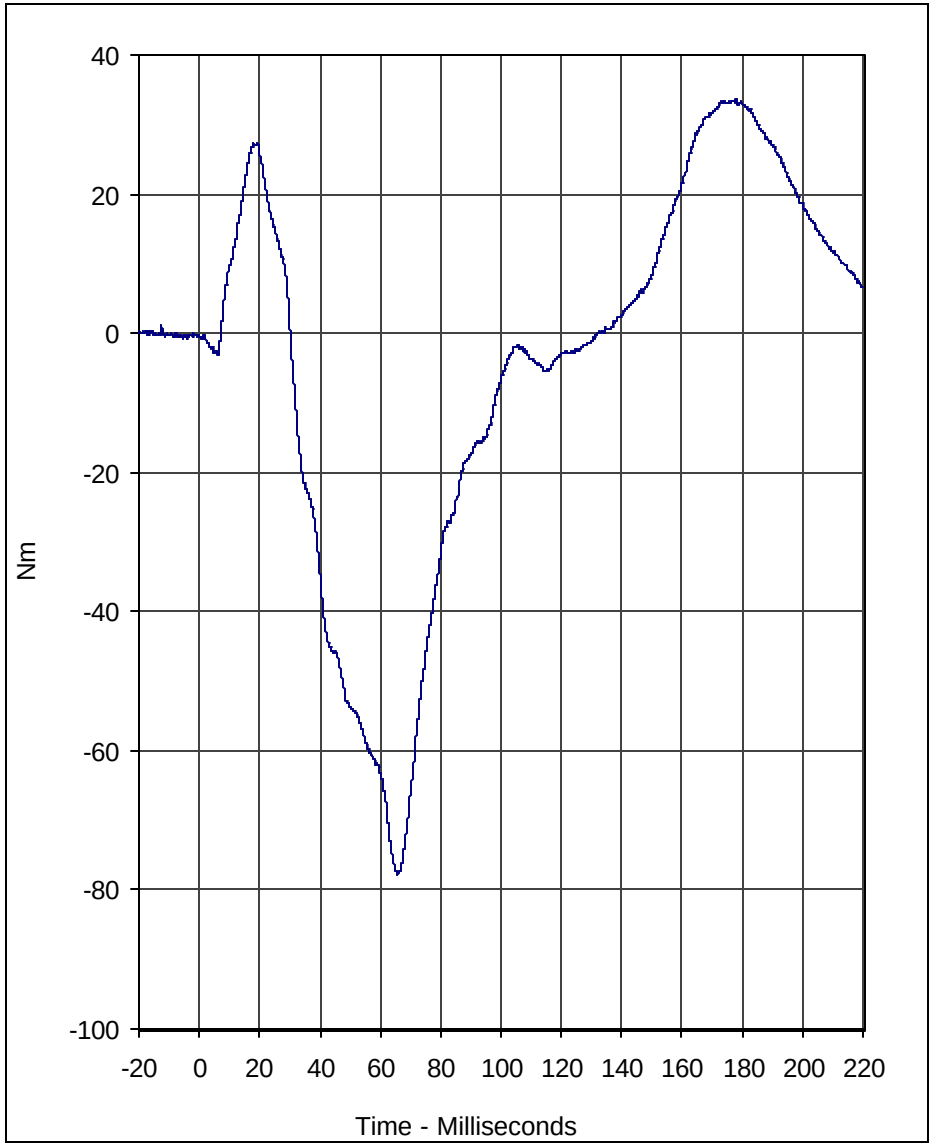

Curve Description	CURNO	Type
"D" Plane Rotation	003	FIL

Units	Max	Time	Min	Time	SAE Class
Degrees	87.3	73.5	-29.9	191.1	60

Curve Description	CURNO	Type
Moment About Occipital Condyle	004	FIL

Units	Max	Time	Min	Time	SAE Class
Nm	33.7	178.1	-77.7	65.8	600

Test Program: Hybrid III 50th Percentile Male Neck Extension Test

Test Date: 8/26/03

A.T.D. Serial No.: 035

Test I.D.: NE08B

KARCO Engineering

Calibration Data Sheet
Hybrid III 50th Percentile Male
External Measurements

ATD Serial No.: 035

Tested Parameter	Units	Specification	Result	Pass/Fail
Laboratory Temperature	^{o}C	20.6 to 22.2	21.1	Pass
Laboratory Relative Humidity	%	10 to 70	30	Pass
A - Total sitting height	mm	879 to 889	880	Pass
B - Shoulder pivot height	mm	505 to 521	510	Pass
C - "H" point height	mm	84 to 89	85	Pass
D - "H" point from seat back	mm	135 to 140	135	Pass
E - Shoulder pivot from back	mm	84 to 94	90	Pass
F - Thigh clearance	mm	140 to 155	145	Pass
G - Elbow back to wrist pivot	mm	290 to 305	295	Pass
H - Skull cap to back line	mm	41 to 46	45	Pass
I - Shoulder to elbow length	mm	330 to 345	340	Pass
J - Elbow rest height	mm	190 to 211	200	Pass
K - Buttock to knee length	mm	579 to 604	600	Pass
L - Poplipteal length	mm	429 to 455	430	Pass
M - Knee pivot height	mm	485 to 500	495	Pass
N - Buttock poplipteal length	mm	452 to 477	470	Pass
O - Chest depth	mm	213 to 229	225	Pass
P - Foot length	mm	251 to 267	260	Pass
V - Shoulder breadth	mm	422 to 437	430	Pass
W - Foot breadth	mm	91 to 107	105	Pass
Y - Chest circumference	mm	970 to 1001	980	Pass
Z - Waist circumference	mm	836 to 866	855	Pass
AA - Location for chest circumference	mm	429 to 434	430	Pass
BB - Location for waist circumference	mm	226 to 231	230	Pass
		Overall Test Results		Pass

Laboratory Technician

August 26, 2003

Test Date

APPENDIX F

CHILD RESTRAINT SYSTEM

REPORT NUMBER TR-P23001-18-NC

NEW CAR ASSESSMENT PROGRAM
FRONTAL BARRIER IMPACT TEST

TOYOTA MOTOR CORPORATION
2004 LEXUS RX 330
SUV

NHTSA NUMBER: M45101

PREPARED BY:
KARCO ENGINEERING, LLC
9270 HOLLY ROAD
ADELANTO, CALIFORNIA 92301

8/28/03

FINAL REPORT

PREPARED FOR:
U.S. DEPARTMENT OF TRANSPORTATION
NATIONAL HIGHWAY TRAFFIC SAFETY ADMINISTRATION
RULEMAKING
OFFICE OF CRASHWORTHINESS STANDARDS
MAIL CODE: NVS-111
400 SEVENTH STREET, SW, ROOM 5311
WASHINGTON, D.C. 20590

This final test report was prepared for the U.S. Department of Transportation, National Highway Traffic Safety Administration, in response to Contract Number DTNH22-01-D-02005.

This publication is distributed by the U.S. Department of Transportation, National Highway Traffic Safety Administration, in the interest of information exchange. The opinions, findings and conclusions expressed in this publication are those of the author(s) and not necessarily those of the Department of Transportation or the National Highway Traffic Safety Administration. The United States Government assumes no liability for its contents or use thereof. If trade or manufacturers' names or products are mentioned, it is only because they are considered essential to the object of the publication and should not be construed as an endorsement. The United States Government does not endorse products or manufacturers.

Prepared by: _____ Date: September 15, 2003
Mr. James E. Gorth, Project Engineer
KARCO Engineering, LLC

Reviewed by: _____ Date: September 15, 2003
Mr. Jerry L. Kratzke, Director of Operations
KARCO Engineering, LLC

Approved by: _____ Date: September 15, 2003
Mr. Frank D. Richardson, Program Manager
KARCO Engineering, LLC

FINAL REPORT ACCEPTED BY:

_____
Manager, New Car Assessment Program

_____
Date of Acceptance

_____
COTR, NCAP Frontal Impact Program

_____
Date of Acceptance

Technical Report Documentation Page

1. Report No. TR-23001-18-NC	**2. Government Accession No.**	**3. Recipients Catalog No.**
4. Title and Subtitle Final Report of Evenflo Vanguard 5 Convertible Final Report of Cosco Alpha Omega Convertible NHTSA No. M45101		**5. Report Date** September 15, 2003 **6. Performing Organization Code**
7. Authors Mr. James E. Gorth, Project Engineer, Karco Mr. Frank Richardson, Program Manager, Karco		**8. Performing Organization Report No.** TR-23001-18-NC
9. Performing Organization Name and Address Karco Engineering, LLC 9270 Holly Rd. Adelanto, CA, 92301		**10. Work Unit No.** **11. Contract or Grant No.**
12. Sponsoring Agency Name and Address U. S. Department of Transportation National Highway Traffic Safety Administration Rulemaking Office of Crashworthiness Standards Mail Code NVS-111 400 Seventh Street, SW, Room 5311 Washington, D.C 20590		**13. Type of Report and Period Covered** Final Test Report Option Year 2 **14. Sponsoring Agency Code** DOT/NHTSA/NRM/OCS
15. Supplementary Notes		

16. Abstract

A frontal test was conducted on the subject CRS's Evenfo Vanguard 5 and a Cosco Alpha Omega in conjunction with frontal NCAP testing on a 2004 Lexus RX330 SUV and in accordance with the specifications of the Office of Crashworthiness Standards Test Procedure

Measurement Description	Units		Left Rear	Right Rear
Head Injury Criteria (HIC) 36	N/A		793.0	882.3
Head Injury Criteria (HIC) 15	N/A		412.0	550.5
3 msec. Chest Clip	G's		43.0	50.4
Peak Chest Displacement	mm		-20.8	-14.3

17. Key Words 56.3 km/h NCAP Frontal Barrier Impact Test New Car Assessment Program (NCAP) 2004 Lexus RX330 SUV NHTSA No. M45101		**18. Distribution of Statement** Copies of this report available from: NHTSA Technical Reference Division National Highway Traffic Safety Admin. 400 Seventh St., SW, Room 5108 Washington, D.C. 20590	
19. Security Classification (this report) Unclassified	**20. Security Classification (this page)** Unclassified	**21. No. of Pages** 150	**22. Price**

Form DOT F1700.7 (8-72)

TABLE OF CONTENTS

Section	Description	Page
F-1	Purpose and Summary of Crash	F1 –1
F-2	Photographs	F2-1 –F2-34
F-3	Child Dummy Response and CRS Data Traces	F3-1 – F3-68
F-4	Child Dummy Instrumentation Information	F4-1 – F4-2
F-5	Child Dummy Calibration Information	F5-1 – F5-26

Data Sheet	Description	Page
1	Crash Test Summary	F1 –2
2	CRS Parameter Data	F1 –3
3	Child Dummy Positioning in Vehicle	F1 –4
4	Child Dummy Injury Criteria Values	F1 –6
5	CRS Performance Data	F1 –8
6	CRS Camera Data	F1 –9

SECTION F-1

PURPOSE AND SUMMARY OF TEST M45101

The purpose of this test is to obtain CRS performance data during an NCAP (35mph) frontal impact test.

The 56.10 km/h NCAP frontal impact test was conducted in accordance with the Office of Crashworthiness Standards (OCS) NCAP Laboratory Test Procedure.

SUMMARY

The three-year-old child dummies were instrumented with head, chest, and pelvic triaxial accelerometers. In addition, chest displacement and upper and lower six axial neck force and moment load cell sensors were utilized. Triaxial accelerometers were installed on the CRS.

The right rear (Position 3) child dummy (Serial No. 139) and the left rear (Position 4) child dummy (Serial No. 082) were calibrated prior to this test. Child dummy certification information is found in Section F-5.

CHILD DUMMY VALUES

Location	HIC 36 Values	HIC 15 Values	3 Msec. Chest Clip	Peak Chest Disp.
Right Rear Child	882.3	550.5	50.4	-14.3
Left Rear Child	793.0	412.0	43.0	-20.8

SECTION F-1
DATA SHEET NO.1.....CRASH TEST SUMMARY

Test Vehicle: 2004 Lexus RX330 SUV NHTSA No.: M45101

Test Program: 2003 NHTSA 35mph NCAP Test Date: 8/28/03

CHILD RESTRAINT DEVICE INFORMATION

Description	Position # 3 CRS	Position #4 CRS
Manufacturer	Evenflo	Cosco
Model Name	Vanguard 5	Alpha Omega
Serial No.	3691261P1	22-150-grh
Type	Convertible	Convertible
Forward/Rearward	Forward	Forward

VISIBLE DUMMY CONTACT POINTS

Description	Position #3 CRS	Position #4 CRS
Dummy Type/ Serial No.	Hybrid III Three-year-old ATD No. 139	Hybrid III Three-year-old ATD No. 082
Head Contact	CRS/Retainer Clip	CRS/Headrest/Retainer Clip
Chest Contact	None	None
Abdomen Contact	None	None
Left Knee Contact	None	None
Right Knee Contact	None	None
Left Toe Contact	Seatback	Seatback
Right Toe Contact	Seatback	Seatback

POST TEST DOOR OPENINGS

Description	Position #3 CRS	Position #4 CRS
Left Side Doors	Remained closed/latched, opend w/o tools	Remained closed/latched, opend w/o tools
Right Side Doors	Remained closed/latched, opend w/o tools	Remained closed/latched, opend w/o tools
Hatch/Other Door	None	None

POST TEST SEAT DATA

Location	Seat Movement (mm)	Seat Back Failure
Left Front	None	None
Right Front	None	None
Left Rear	None	None
Right Rear	None	None

CAMERA COVERAGE

High Speed	3
Real Time	1
Total	4

SECTION F-1

DATA SHEET NO.2.....CRS PARAMETER DATA

Test Vehicle: 2004 Lexus RX330 SUV NHTSA No.: M45101

Test Program: 2003 NHTSA 35mph NCAP Test Date: 8/28/03

TEST VEHICLE WEIGHTS

	Units	As Delivered Weights (UVW)			As Tested Weights (ATW)		
		Front Axle	Rear Axle	Total	Front Axle	Rear Axle	Total
Left	kg	552	416		601	484	
Right	kg	524	395		572	453	
Ratio	%	57.0	43.0		55.6	44.4	
Totals	kg	1076	811	1887	1173	937	2110

TARGET TEST WEIGHT CALCULATION

Measured Parameter	Units	Value
Total Delivered Weight (UVW)	kg	1887
Weight of 2 P572 ATD's	kg	152
Rated Cargo/Luggage Wt. (RCLW)	kg	79
Calculated Vehicle Target Wt. (TVTW)	kg	2118

DATA SHEET NO.3.....CHILD DUMMY POSITIONING IN VEHICLE

Test Vehicle: 2004 Lexus RX330 SUV NHTSA No.: M45101
Test Program: 2003 NHTSA 35mph NCAP Test Date: 8/28/03

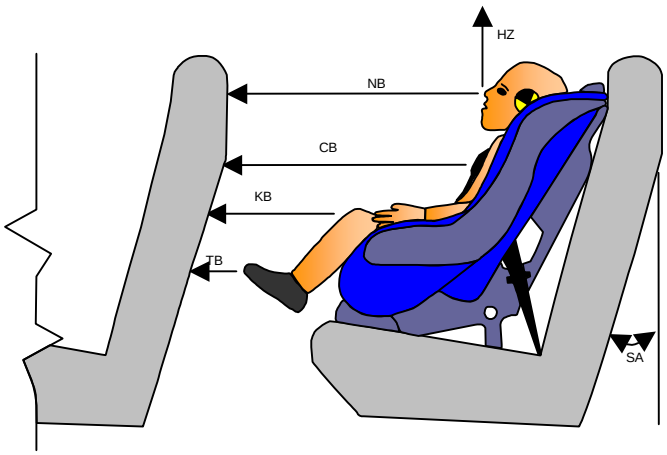

AD	Arm to Door
CD	Chest to Door
HD	H-Point to Door
HS	Head to Side Window
KK	Knee to Knee
TT	Toe to Toe

CB	Chest to Seat Back
HZ	Head to Roof
KB	Knee to Seat Back
NB	Nose to Seat Back
SA	Seat Back Angle
TB	Toe to Seat Back

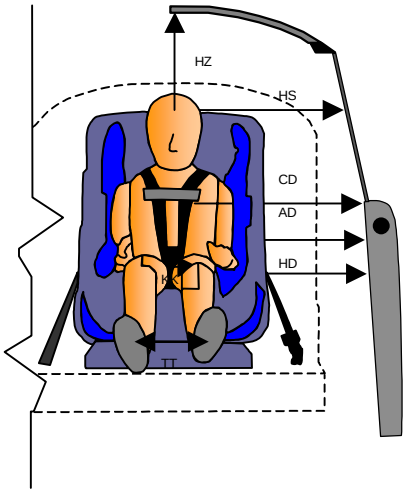

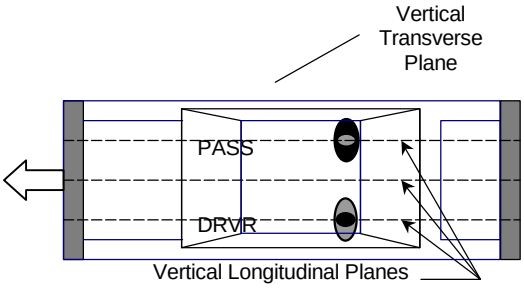

DUMMY MEASUREMENTS FOR REAR SEAT OCCUPANTS

DATA SHEET NO.3…..CHILD DUMMY POSITIONING IN VEHICLE…(continued)

Test Vehicle: 2004 Lexus RX330 SUV NHTSA No.: M45101
Test Program: 2003 NHTSA 35mph NCAP Test Date: 8/28/03

CHILD DUMMY POSITION MEASUREMENTS

Code	Measurement	Units	P3 CRS Serial No. 139			P4 CRS Serial No. 082		
			Pre-Test	Post-Test	Diff.	Pre-Test	Post-Test	Diff.
SA	Seat Back Angle	deg.	66	66	0	66	66	0
HS	Head to Side Window	mm	425	400	-25	408	370	-38
CD	Chest to Door	mm	355	355	0	355	335	-20
AD	Arm to Door	mm	235	220	-15	220	225	5
HD	H-Point to Door (Y)	mm	280	278	-2	278	280	2
HZ	Head to Roof (Z)	mm	372	350	-22	372	360	-12
NB	Nose to Seat Back	mm	590	585	-5	562	532	-30
CB	Chest to Seat Back	mm	570	573	3	540	510	-30
KK	Knee to Knee	mm	190	203	13	195	223	28
FF	Foot to Foot	mm	185	249	64	220	300	80
KB-Left	Knee to Seat Back	mm	365	373	8	310	277	-33
KB-Right	Knee to Seat Back	mm	363	360	-3	305	282	-23
TB-Left	Toe to Seat Back	mm	148	122	-26	110	5	-105
TB-Right	Toe to Seat Back	mm	160	140	-20	115	55	-60

DATA SHEET NO. 4 - 3 YEAR OLD HYBRID III ATD INJURY CRITERIA AND SENSOR DATA

Test Vehicle: 2004 Lexus RX330 SUV NHTSA No.: M45101

Test Program: 2003 NHTSA 35mph NCAP Test Date: 8/28/03

HEAD PRIMARY PEAK ACCELERATIONS

Location	Axis	Units	Left Rear (3 Yr.)				Right Rear (3 Yr.)			
			Max	Time	Min	Time	Max	Time	Min	Time
Head CG	X	G's	53.3	196.6	-38.4	107.0	59.3	202.9	-36.7	109.9
Head CG	Y	G's	12.6	106.8	-3.3	60.3	11.7	109.2	-4.1	87.1
Head CG	Z	G's	58.5	89.7	-5.9	35.1	68.8	88.4	-6.2	51.4
Head CG Resultant	N/A	G's	61.8	89.8			71.5	88.5		

PRIMARY HEAD INJURY CRITERAS (HIC)

Location	Left Rear (3 Yr.)				Right Rear (3 Yr.)			
	HIC	T^1	T^2	Avg G	HIC	T^1	T^2	Avg G
Head CG Primary (HIC36)	793.0	74.1	110.1	54.6	882.3	75.0	111.0	56.9
Head CG Primary (HIC15)	412.0	82.7	97.7	59.6	550.5	81.0	96.0	66.9

CHEST PRIMARY PEAK ACCELERATIONS

Location	Axis	Units	Left Rear (3 Yr.)				Right Rear (3 Yr.)			
			Max	Time	Min	Time	Max	Time	Min	Time
Chest CG	X	G's	4.1	233.1	-37.8	70.1	8.2	211.8	-41.2	69.4
Chest CG	Y	G's	8.2	108.0	-2.6	156.6	2.9	120.9	-6.8	73.9
Chest CG	Z	G's	18.3	202.4	-29.0	61.1	21.5	95.3	-31.7	65.4
Chest CG Resultant	N/A	G's	44.8	69.3			51.3	69.5		

PRIMARY CHEST CLIP (3MSEC)

Location	Left Rear (3 Yr.)			Right Rear (3 Yr.)		
	CLIP	T^1	T^2	CLIP	T^1	T^2
Chest CG Primary	43.0	37.9	67.9	50.4	38.3	68.3

CHEST PEAK DISPLACEMENTS

Location	Axis	Units	Left Rear (3 Yr.)				Right Rear (3 Yr.)			
			Max	Time	Min	Time	Max	Time	Min	Time
Chest CG	X	MM	0.0	4.2	-20.8	114.5	0.0	5.2	-14.3	112.6

PELVIC PEAK ACCELERATIONS

Location	Axis	Units	Left Rear (3 Yr.)				Right Rear (3 Yr.)			
			Max	Time	Min	Time	Max	Time	Min	Time
Pelvis	X	G's	11.7	138.4	-52.1	67.1	11.8	141.6	-53.6	60.5
Pelvis	Y	G's	8.1	133.1	-7.6	146.0	4.9	79.7	-8.4	70.9
Pelvis	Z	G's	18.6	203.0	-34.9	60.5	15.0	207.7	-42.0	60.7
Pelvis Resultant	N/A	G's	59.5	67.1			67.7	60.7		

DATA SHEET NO. 4…(continued)

Test Vehicle: 2004 Lexus RX330 SUV NHTSA No.: M45101

Test Program: 2003 NHTSA 35mph NCAP Test Date: 8/28/03

UPPER NECK PEAK FORCES AND MOMENTS

			Left Rear (3 Yr.)				Right Rear (3 Yr.)			
Location	Axis	Units	Max	Time	Min	Time	Max	Time	Min	Time
Neck Force	X	Newtons	97.0	245.4	-779.4	112.8	26.4	252.5	-945.2	116.9
Neck Force	Y	Newtons	113.5	97.1	-57.8	111.6	43.9	154.1	-98.1	88.5
Neck Force	Z	Newtons	1657.6	93.9	-157.4	35.1	1778.4	88.4	-152.6	52.0
Neck Force Resultant	N/A	Newtons	1743.4	93.9			1843.9	88.5		
Neck Moment	X	Nm	9.2	129.3	-5.4	148.8	6.9	114.6	-6.9	90.8
Neck Moment	Y	Nm	3.5	243.7	-11.6	193.6	4.8	98.7	-12.2	211.4
Neck Moment	Z	Nm	5.5	113.0	-2.5	264.3	2.7	118.0	-2.8	211.9
Neck Moment Resultant	N/A	Nm	11.8	193.7			12.6	211.5		

LOWER NECK PEAK FORCES AND MOMENTS

			Left Rear (3 Yr.)				Right Rear (3 Yr.)			
Location	Axis	Units	Max	Time	Min	Time	Max	Time	Min	Time
Neck Force	X	Newtons	398.2	199.9	-1009.2	105.8	188.2	200.5	-729.2	110.8
Neck Force	Y	Newtons	103.3	104.6	-104.6	74.4	73.7	80.6	-59.4	180.6
Neck Force	Z	Newtons	1209.9	84.6	-217.4	62.4	1813.5	87.0	-378.9	64.7
Neck Force Resultant	N/A	Newtons	1385.9	92.6			1889.8	87.1		
Neck Moment	X	Nm	21.6	96.9	-8.3	61.6	5.8	153.8	-18.5	92.7
Neck Moment	Y	Nm	116.0	106.1	-21.6	199.3	115.6	111.0	-12.3	200.0
Neck Moment	Z	Nm	10.7	92.4	-5.4	147.5	9.1	117.2	-7.5	95.9
Neck Moment Resultant	N/A	Nm	116.9	105.6			115.7	111.0		

CHILD SEAT TETHER BELT SENSOR PEAK VALUES

			Left Rear (3 Yr.)				Right Rear (3 Yr.)			
Location	Axis	Units	Max	Time	Min	Time	Max	Time	Min	Time
Tether Belt Force	N/A	Newtons	0.0	0.0	0.0	0.0	0.0	0.0	0.0	0.0 [1]

1.) Not installed

CHILD SEAT ACCELEROMETER PEAK VALUES

			Left Rear (3 Yr.)				Right Rear (3 Yr.)			
Location	Axis	Units	Max	Time	Min	Time	Max	Time	Min	Time
Child Seat	X	G's	13.9	150.5	-50.4	56.6	14.2	140.8	-70.4	57.5
Child Seat	Y	G's	3.8	78.4	-6.0	99.2	5.6	222.4	-11.2	60.1
Child Seat	Z	G's	15.7	82.5	-18.1	219.0	17.5	221.5	-23.1	58.5
Child Seat Resultant	N/A	G's	50.5	56.6			73.3	57.7		

SECTION F-1

DATA SHEET NO.5 .....CRS PERFORMANCE DATA

Test Vehicle: 2004 Lexus RX330 SUV NHTSA No.: M45101

Test Program: 2003 NHTSA 35mph NCAP Test Date: 8/28/03

CRS PERFORMANCE DATA

Location	P3 CRS Serial No. 139		P4 CRS Serial No. 082	
	Damage	Description	Damage	Description
Upper Tether Strap	No	None	No	None
Upper Tether Buckle	No	None	No	None
Upper Tether Hook	No	None	No	None
Veh. Upper Tether Anchor	No	None	No	None
Lower Anchor Strap	No	None	No	None
Lower Anchor Buckle	No	None	No	None
Lower Anchor Hooks	No	None	No	None
Veh. Lower CRS Anchors	No	None	No	None
5 Point Harness Connections	No	None	See Note	See Note
Cracks on CRS	No	None	No	None
Fabric Tears on CRS	No	None	No	None
Vehicle Seat Structure	No	None	See Note	See Note
Vehicle Seat Fabric Tears	No	None	No	None

Note: Adjustment bar bent, cushion separated from seatback on CRS Position 4.

SECTION F-1

DATA SHEET NO.6 …..CRS CAMERA DATA

Test Vehicle: 2004 Lexus RX330 SUV NHTSA No.: M45101

Test Program: 2003 NHTSA 35mph NCAP Test Date: 8/28/03

CAMERA LOCATIONS

No.	Camera View	Location(mm)			Angle (Deg.)	Film Plane to Head	Lens (mm)	Speed (fps)
		X	Y	Z				
1	Real Time	9144	-6096	1372	0	N/A	N/A	30
2	Driver Side Child Dummy	2896	2896	1575	20	1144	8.5	1000
3	Driver Side Child Dummy	2642	8230	2286	10	7956	50	980
4	Passenger Side Child Dummy	2896	711	1575	20	1144	8.5	1000
5	Passenger Side Child Dummy	2746	-8331	1524	10	7991	50	DNR

X = Barrier Face Y = Monorail Centerline Z = Ground DNR = Did Not Run

SECTION F-2

PHOTOGRAPHS

LIST OF PHOTOGRAPHS CRS #3

Figure		Page
1	Close-up View Position 3 CRS Label	F2-1
2	Pre-Test Frontal View of Position 3 CRS	F2-2
3	Post-Test Frontal View of Position 3 CRS	F2-3
4	Pre-Test Rear View of Position 3 CRS	F2-4
5	Post-Test Rear View of Position 3CRS	F2-5
6	Pre-Test Left Side View of Position 3 CRS	F2-6
7	Post-Test Left Side View of Position 3 CRS	F2-7
8	Pre-Test Right Side View of Position 3 CRS	F2-8
9	Post-Test Right Side View of Position 3 CRS	F2-9
10	Pre-Test Position 3 Front View	F2-10
11	Post-Test Position 3 Front View	F2-11
12	Pre-Test Position 3 Left Side View	F2-12
13	Post-Test Position 3 Left Side View	F2-13
14	Pre-Test Position 3 Right Side View	F2-14
15	Post-Test Position 3 Right Side View	F2-15
16	Post-Test Position 3 Contact Point (Back of Right Front Seat)	F2-16

LIST OF PHOTOGRAPHS CRS #4

Figure		Page
17	Close-up View Position 4 CRS Label	F2-17
18	Pre-Test Frontal View of Position 4 CRS	F2-18
19	Post-Test Frontal View of Position 4 CRS	F2-19
20	Pre-Test Rear View of Position 4 CRS	F2-20
21	Post-Test Rear View of Position 4 CRS	F2-21
22	Pre-Test Left Side View of Position 4 CRS	F2-22
23	Post-Test Left Side View of Position 4 CRS	F2-23
24	Pre-Test Right Side View of Position 4 CRS	F2-24
25	Post-Test Right Side View of Position 4 CRS	F2-25
26	Pre-Test Position 4 Front View	F2-26
27	Post-Test Position 4 Front View	F2-27
28	Pre-Test Position 4 Left Side View	F2-28
29	Post-Test Position 4 Left Side View	F2-29
30	Pre-Test Position 4 Right Side View	F2-30
31	Post-Test Position 4 Right Side View	F2-31
32	Post-Test Position 4 Right Side View	F2-32
33	Post-Test Movement of Position 4 Seat Cushion	F2-33
34	Post-Test Movement of Position 4 Seat Cushion	F2-34

Figure F2-1: Close-up View Position 3 CRS Label

Figure F2-2: Pre-Test Frontal View of Position 3 CRS

Figure F2-3: Post-Test Frontal View of Position 3 CRS

Figure F2-4: Pre-Test Rear View of Position 3 CRS

Figure F2-5: Post-Test Rear View of Position 3 CRS

Figure F2-6: Pre-Test Left Side View of Position 3 CRS

Figure F2-7: Post-Test Left Side View of Position 3 CRS

Figure F2-8: Pre-Test Right Side View of Position 3 CRS

Figure F2-9: Post-Test Right Side View of Position 3 CRS

Photograph Not Available

Figure F2-10: Pre-Test Position 3 Front View

Figure F2-11: Post-Test Position 3 Front View

Figure F2-12: Pre-Test Position 3 Left Side View

Figure F2-13: Post-Test Position 3 Left Side View

Figure F2-14: Pre-Test Position 3 Right Side View

Figure F2-15: Post-Test Position 3 Right Side View

Figure F2-16: Post-Test Position 3 Contact Point (Back of Right Front Seat)

Figure F2-17: Close-up View Position 4 CRS Label

Figure F2-18: Pre-Test Frontal View of Position 4 CRS

Figure F2-19: Post-Test Front View of Position 4 CRS

Figure F2-20: Pre-Test Rear View of Position 4 CRS

Figure F2-21: Post-Test Rear View of Position 4 CRS

Figure F2-22: Pre-Test Left Side View of Position 4 CRS

Figure F2-23: Post-Test Left Side View of Position 4 CRS

Figure F2-24: Pre-Test Right Side View of Position 4 CRS

Figure F2-25: Post-Test Right Side View of Position 4 CRS

Figure F2-26: Pre-Test Position 4 Front View

Figure F2-27: Post-Test Position 4 Front View

Figure F2-28: Pre-Test Position 4 Left Side View

Figure F2-29: Post-Test Position 4 Left Side View

Figure F2-30: Pre-Test Position 4 Right Side View

Figure F2-31: Post-Test Position 4 Right Side View

Figure F2-32: Post-Test Position 4 Right Side View

Figure F2-33: Post-Test Movement of Position 4 Seat Cushion

Figure F2-34: Post-Test Movement of Position 4 Seat Cushion

SECTION F-3

CHILD DUMMY RESPONSE AND CRS DATA TRACES

LIST OF DATA PLOTS #3

Data Plot		Page
F3-1	Right Rear Child (3 yr. old) Head X	F3-1
F3-2	Right Rear Child (3 yr. old) Head Y	F3-2
F3-3	Right Rear Child (3 yr. old) Head Z	F3-3
F3-4	Right Rear Child (3 yr. old) Head Resultant	F3-4
F3-5	Right Rear Child (3 yr. old) Upper Neck Force X	F3-5
F3-6	Right Rear Child (3 yr. old) Upper Neck Force Y	F3-6
F3-7	Right Rear Child (3 yr. old) Upper Neck Force Z	F3-7
F3-8	Right Rear Child (3 yr. old) Upper Neck Force Resultant	F3-8
F3-9	Right Rear Child (3 yr. old) Upper Neck Moment X	F3-9
F3-10	Right Rear Child (3 yr. old) Upper Neck Moment Y	F3-10
F3-11	Right Rear Child (3 yr. old) Upper Neck Moment Z	F3-11
F3-12	Right Rear Child (3 yr. old) Upper Neck Moment Resultant	F3-12
F3-13	Right Rear Child (3 yr. old) Lower Neck Force X	F3-13
F3-14	Right Rear Child (3 yr. old) Lower Neck Force Y	F3-14
F3-15	Right Rear Child (3 yr. old) Lower Neck Force Z	F3-15
F3-16	Right Rear Child (3 yr. old) Lower Neck Force Resultant	F3-16
F3-17	Right Rear Child (3 yr. old) Lower Neck Moment X	F3-17
F3-18	Right Rear Child (3 yr. old) Lower Neck Moment Y	F3-18
F3-19	Right Rear Child (3 yr. old) Lower Neck Moment Z	F3-19
F3-20	Right Rear Child (3 yr. old) Lower Neck Moment Resultant	F3-20
F3-21	Right Rear Child (3 yr. old) Chest X	F3-21
F3-22	Right Rear Child (3 yr. old) Chest Y	F3-22
F3-23	Right Rear Child (3 yr. old) Chest Z	F3-23
F3-24	Right Rear Child (3 yr. old) Chest Resultant	F3-24
F3-25	Right Rear Child (3 yr. old) Chest Deflection	F3-25
F3-26	Right Rear Child (3 yr. old) Pelvis X	F3-26
F3-27	Right Rear Child (3 yr. old) Pelvis Y	F3-27
F3-28	Right Rear Child (3 yr. old) Pelvis Z	F3-28
F3-29	Right Rear Child (3 yr. old) Pelvis Resultant	F3-29
F3-30	Right Rear Child (3 yr. old) Child Seat Tether Load	F3-30
F3-31	Right Rear Child (3 yr. old) Car Seat X	F3-31
F3-32	Right Rear Child (3 yr. old) Car Seat Y	F3-32
F3-33	Right Rear Child (3 yr. old) Car Seat Z	F3-33
F3-34	Right Rear Child (3 yr. old) Car Seat Resultant	F3-34

LIST OF DATA PLOTS CRS #4

Data Plot		Page
F3-35	Left Rear (3yr. old) Head X	F3-35
F3-36	Left Rear (3yr. old) Head Y	F3-36
F3-37	Left Rear (3yr. old) Head Z	F3-37
F3-38	Left Rear (3yr. old) Head Resultant	F3-38
F3-39	Left Rear (3yr. old) Upper Neck Force X	F3-39
F3-40	Left Rear (3yr. old) Upper Neck Force Y	F3-40
F3-41	Left Rear (3yr. old) Upper Neck Force Z	F3-41
F3-42	Left Rear (3yr. old) Upper Neck Force Resultant	F3-42
F3-43	Left Rear (3yr. old) Upper Neck Moment X	F3-43
F3-44	Left Rear (3yr. old) Upper Neck Moment Y	F3-44
F3-45	Left Rear (3yr. old) Upper Neck Moment Z	F3-45
F3-46	Left Rear (3yr. old) Upper Neck Moment Resultant	F3-46
F3-47	Left Rear (3yr. old) Lower Neck Force X	F3-47
F3-48	Left Rear (3yr. old) Lower Neck Force Y	F3-48
F3-49	Left Rear (3yr. old) Lower Neck Force Z	F3-49
F3-50	Left Rear (3yr. old) Lower Neck Force Resultant	F3-50
F3-51	Left Rear (3yr. old) Lower Neck Moment X	F3-51
F3-52	Left Rear (3yr. old) Lower Neck Moment Y	F3-52
F3-53	Left Rear (3yr. old) Lower Neck Moment Z	F3-53
F3-54	Left Rear (3yr. old) Lower Neck Moment Resultant	F3-54
F3-55	Left Rear (3yr. old) Chest X	F3-55
F3-56	Left Rear (3yr. old) Chest Y	F3-56
F3-57	Left Rear (3yr. old) Chest Z	F3-57
F3-58	Left Rear (3yr. old) Chest Resultant	F3-58
F3-59	Left Rear (3yr. old) Chest Deflection	F3-59
F3-60	Left Rear (3yr. old) Pelvis X	F3-60
F3-61	Left Rear (3yr. old) Pelvis Y	F3-61
F3-62	Left Rear (3yr. old) Pelvis Z	F3-62
F3-63	Left Rear (3yr. old) Pelvis Resultant	F3-63
F3-64	Left Rear (3yr. old) Seat Tether Load	F3-64
F3-65	Left Rear (3yr. old) Car Seat X	F3-65
F3-66	Left Rear Car Seat Y	F3-66
F3-67	Left Rear Car Seat Z	F3-67
F3-68	Left Rear Car Seat Resultant	F3-68

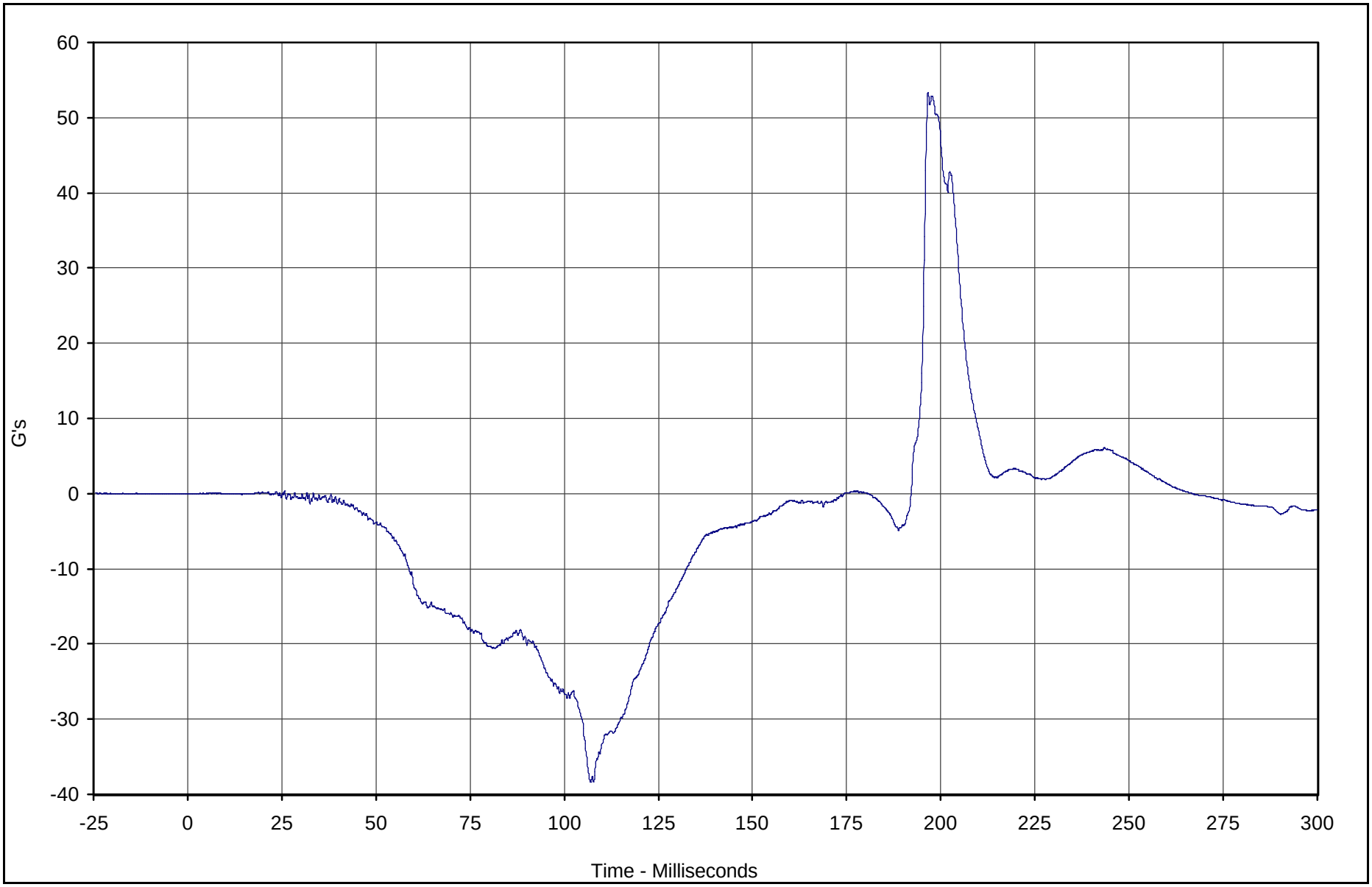

Curve Description	CURNO	Type	Units	Max	Time	Min	Time	SAE Class
Left Rear (3 Yr.) Head X	134	FIL	G's	53.3	196.6	-38.4	107.0	1000

Test Vehicle: 2004 Lexus RX330 SUV

Test Date: 8/28/03

Test Program: 2003 NHTSA 35mph NCAP

NHTSA No.: M45101

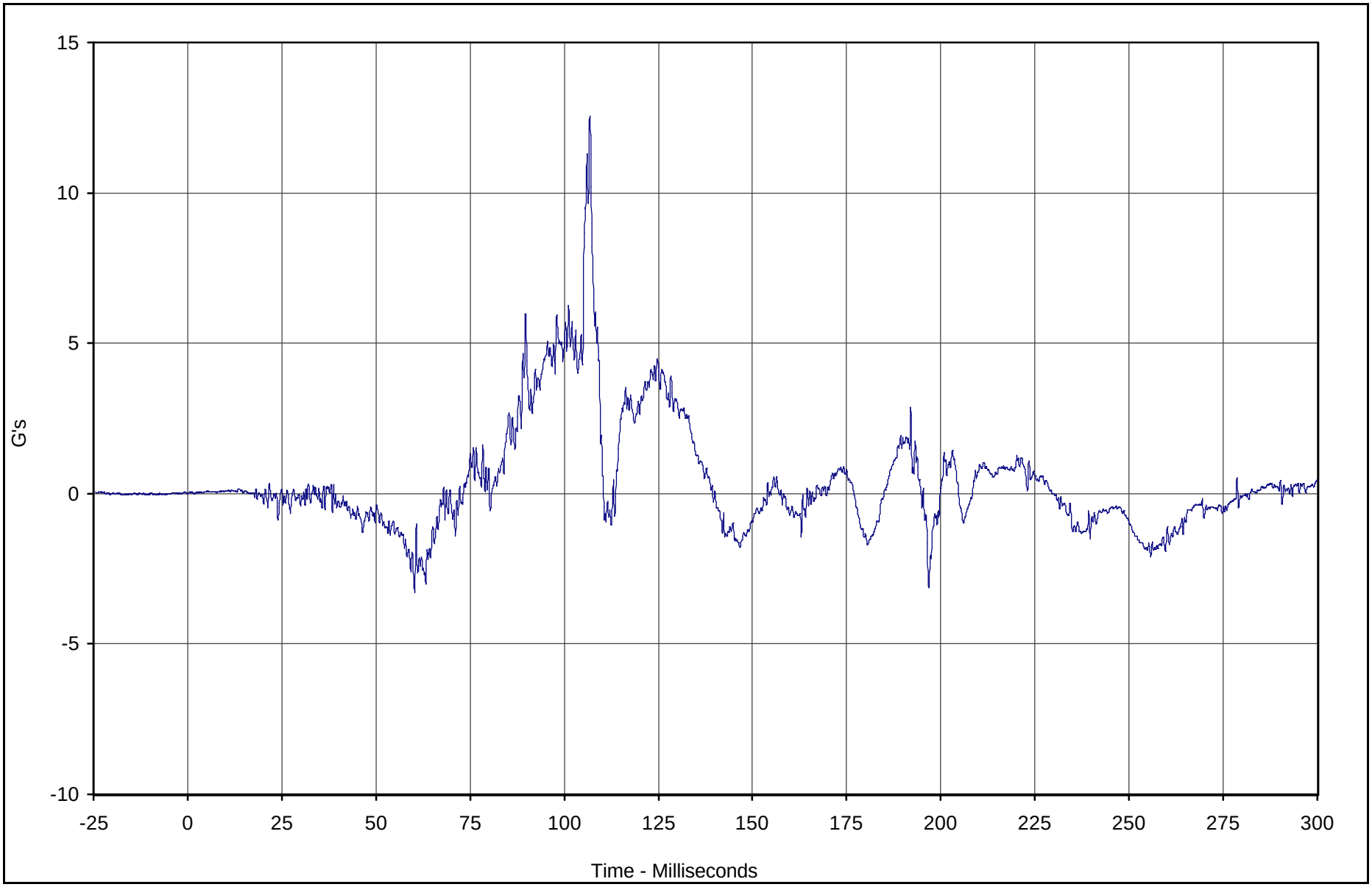

Curve Description	CURNO	Type	Units	Max	Time	Min	Time	SAE Class
Left Rear (3 Yr.) Head Y	135	FIL	G's	12.6	106.8	-3.3	60.3	1000

Test Vehicle: 2004 Lexus RX330 SUV

Test Date: 8/28/03

Test Program: 2003 NHTSA 35mph NCAP

NHTSA No.: M45101

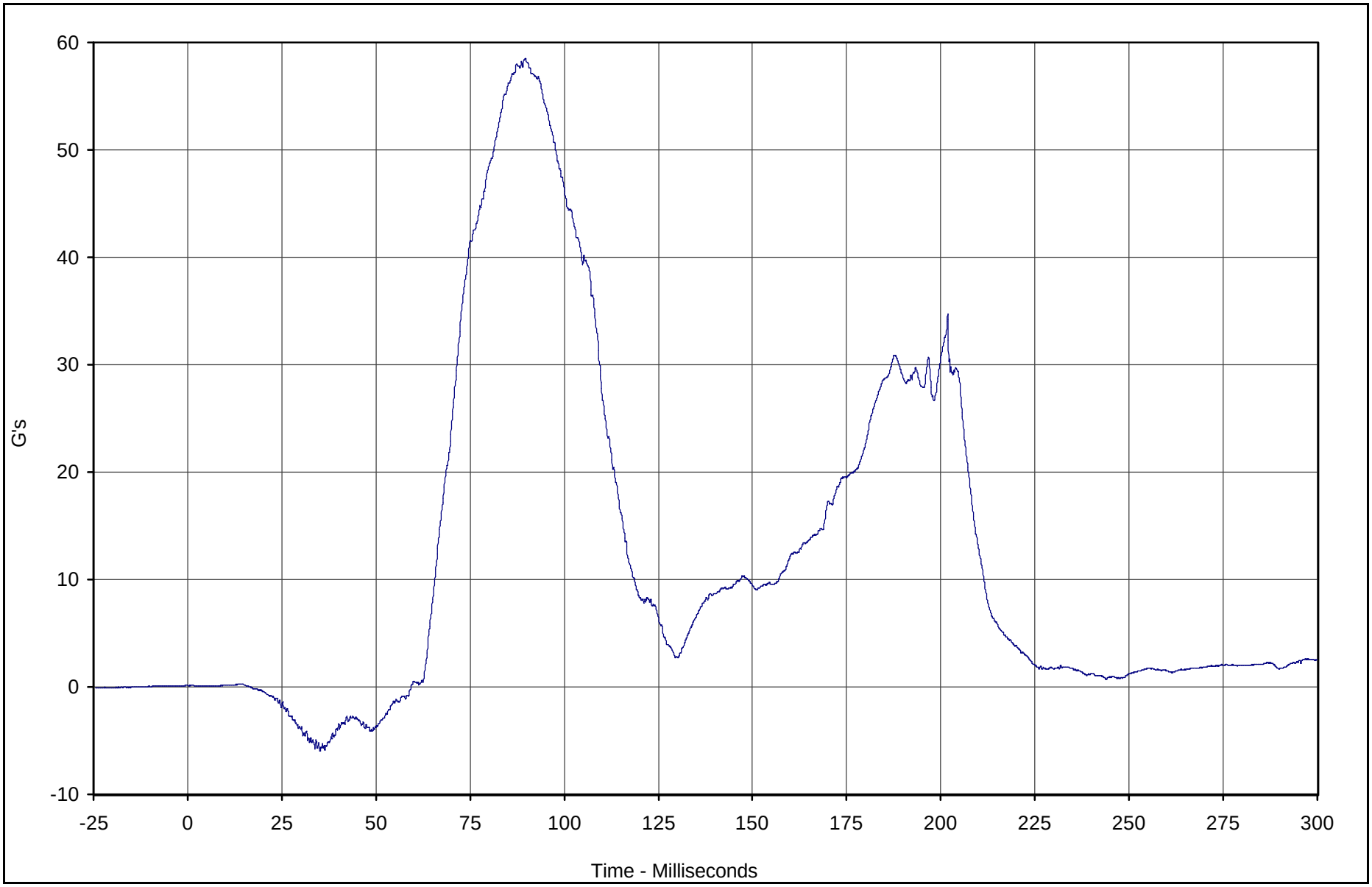

Curve Description	CURNO	Type	Units	Max	Time	Min	Time	SAE Class
Left Rear (3 Yr.) Head Z	136	FIL	G's	58.5	89.7	-5.9	35.1	1000

Test Vehicle: 2004 Lexus RX330 SUV

Test Date: 8/28/03

Test Program: 2003 NHTSA 35mph NCAP

NHTSA No.: M45101

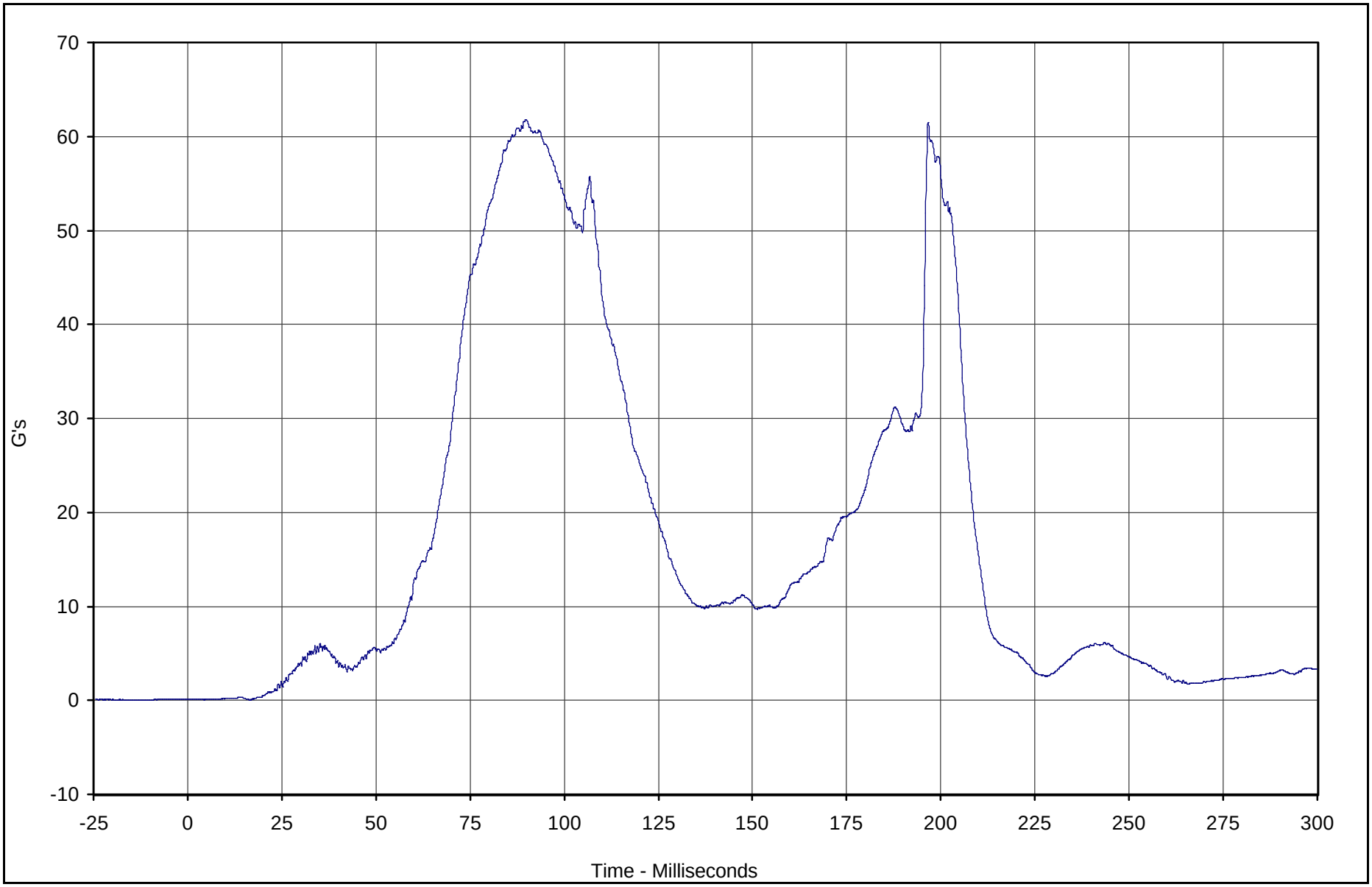

Curve Description	CURNO	Type	Units	Max	Time	Min	Time	SAE Class
Left Rear (3 Yr.) Head Resultant	134	RES	G's	61.8	89.8	0.0	16.6	1000

Test Vehicle: 2004 Lexus RX330 SUV

Test Date: 8/28/03

Test Program: 2003 NHTSA 35mph NCAP

NHTSA No.: M45101

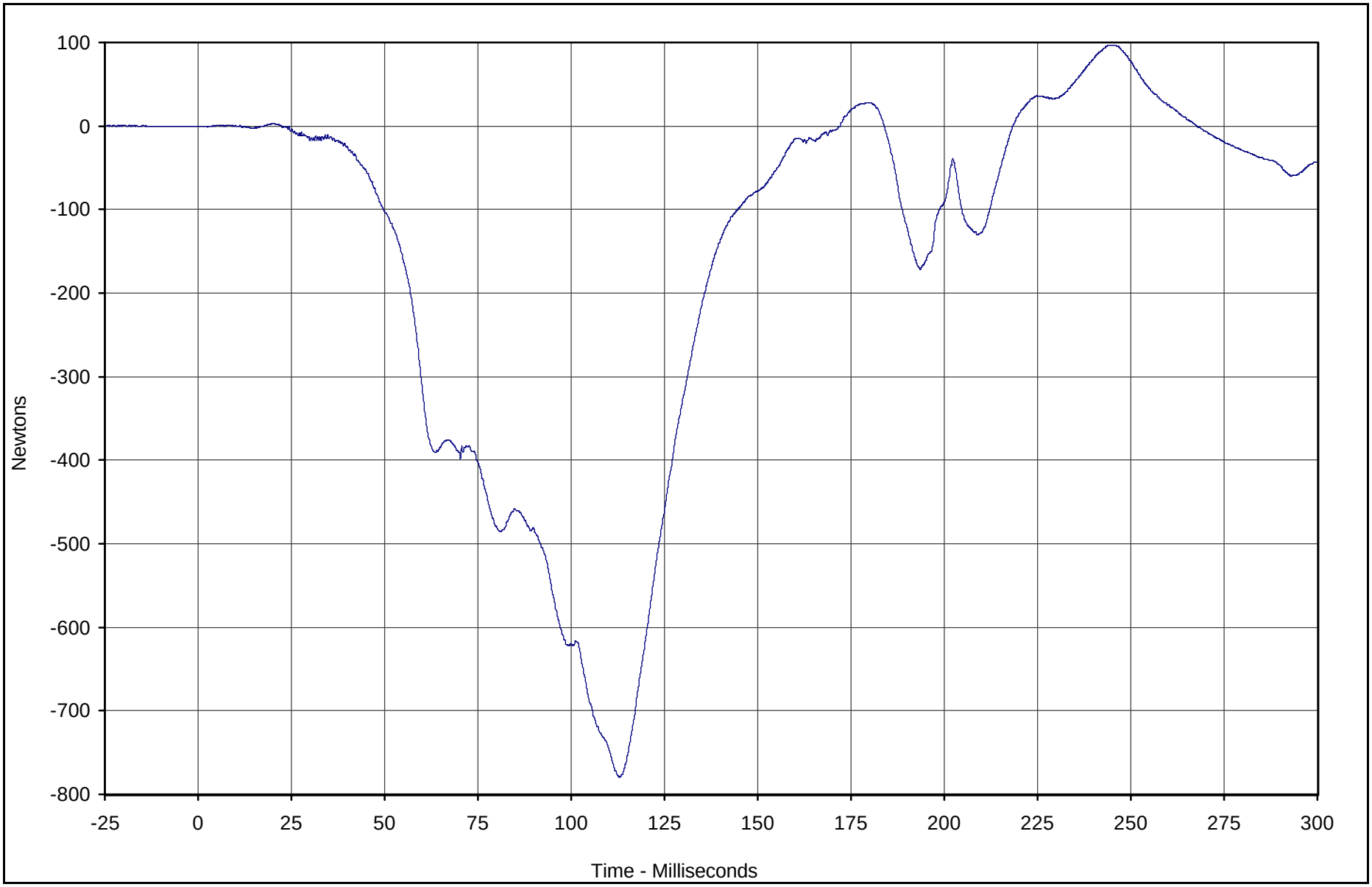

Curve Description	CURNO	Type	Units	Max	Time	Min	Time	SAE Class
Left Rear (3 Yr.) Upper Neck Force X	137	FIL	Newtons	97.0	245.4	-779.4	112.8	1000

Test Vehicle: 2004 Lexus RX330 SUV

Test Date: 8/28/03

Test Program: 2003 NHTSA 35mph NCAP

NHTSA No.: M45101

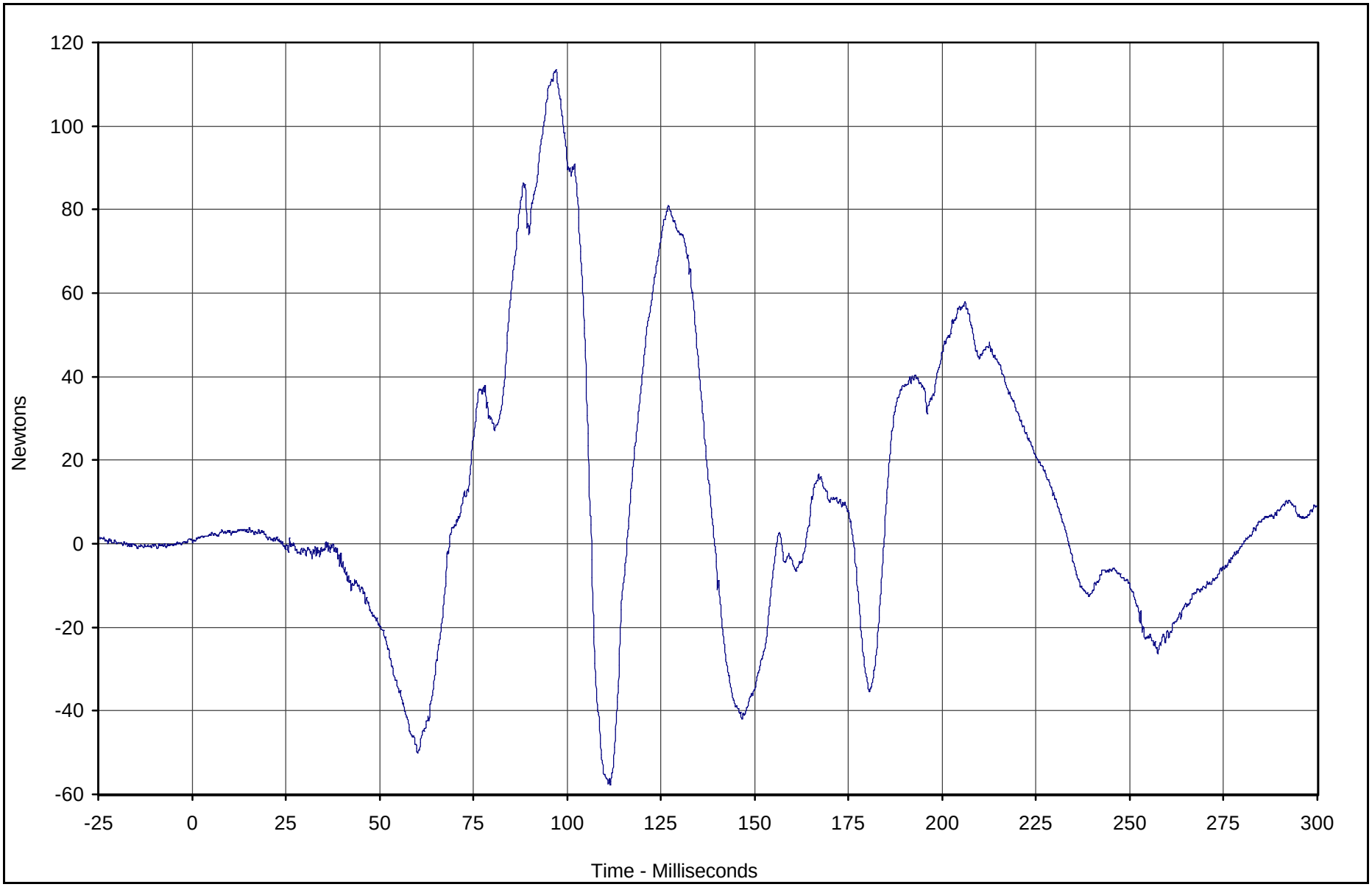

Curve Description	CURNO	Type	Units	Max	Time	Min	Time	SAE Class
Left Rear (3 Yr.) Upper Neck Force Y	138	FIL	Newtons	113.5	97.1	-57.8	111.6	1000

Test Vehicle: 2004 Lexus RX330 SUV

Test Date: 8/28/03

Test Program: 2003 NHTSA 35mph NCAP

NHTSA No.: M45101

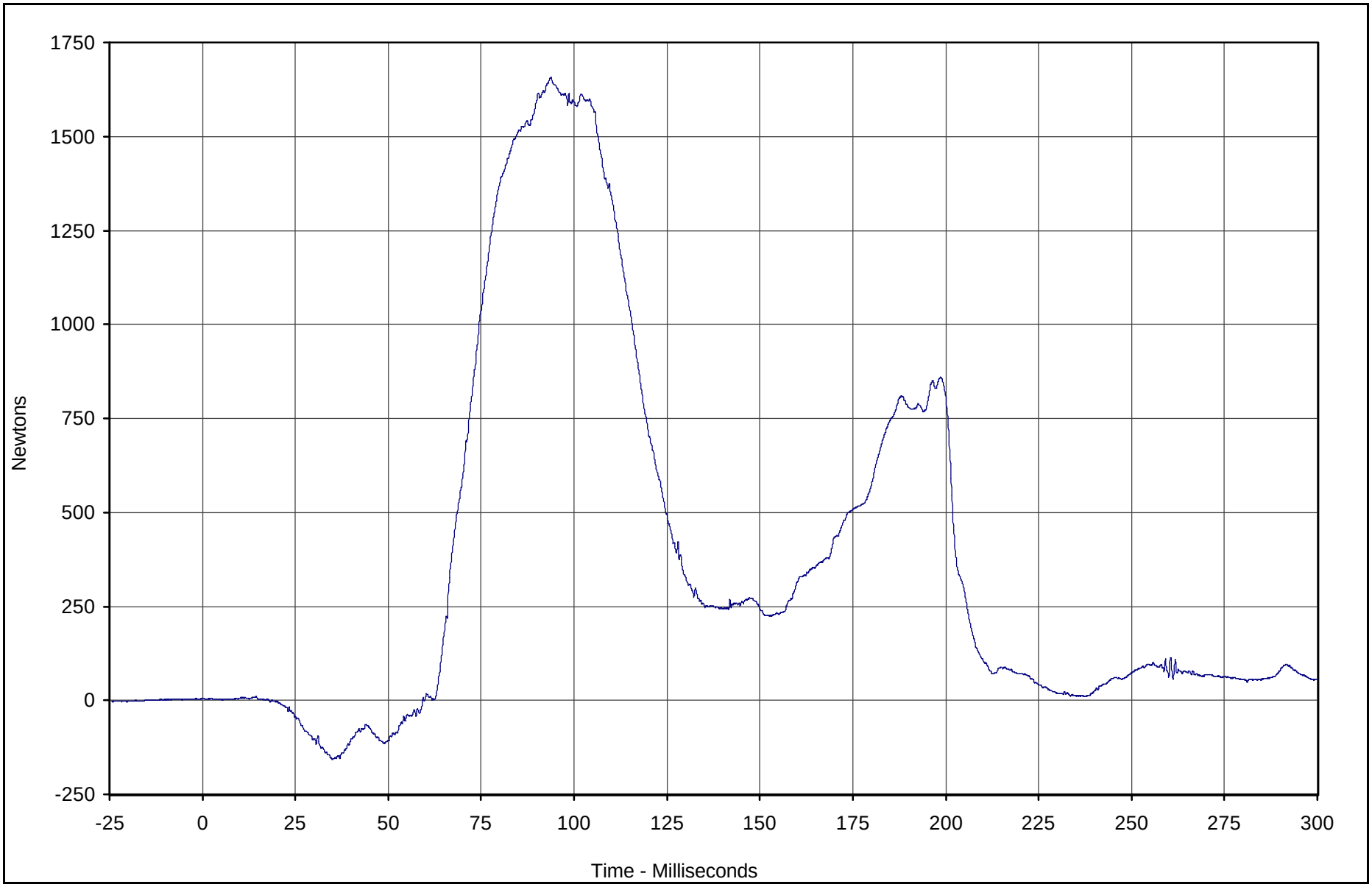

Curve Description	CURNO	Type	Units	Max	Time	Min	Time	SAE Class
Left Rear (3 Yr.) Upper Neck Force Z	139	FIL	Newtons	1657.6	93.9	-157.4	35.1	1000

Test Vehicle: 2004 Lexus RX330 SUV

Test Date: 8/28/03

Test Program: 2003 NHTSA 35mph NCAP

NHTSA No.: M45101

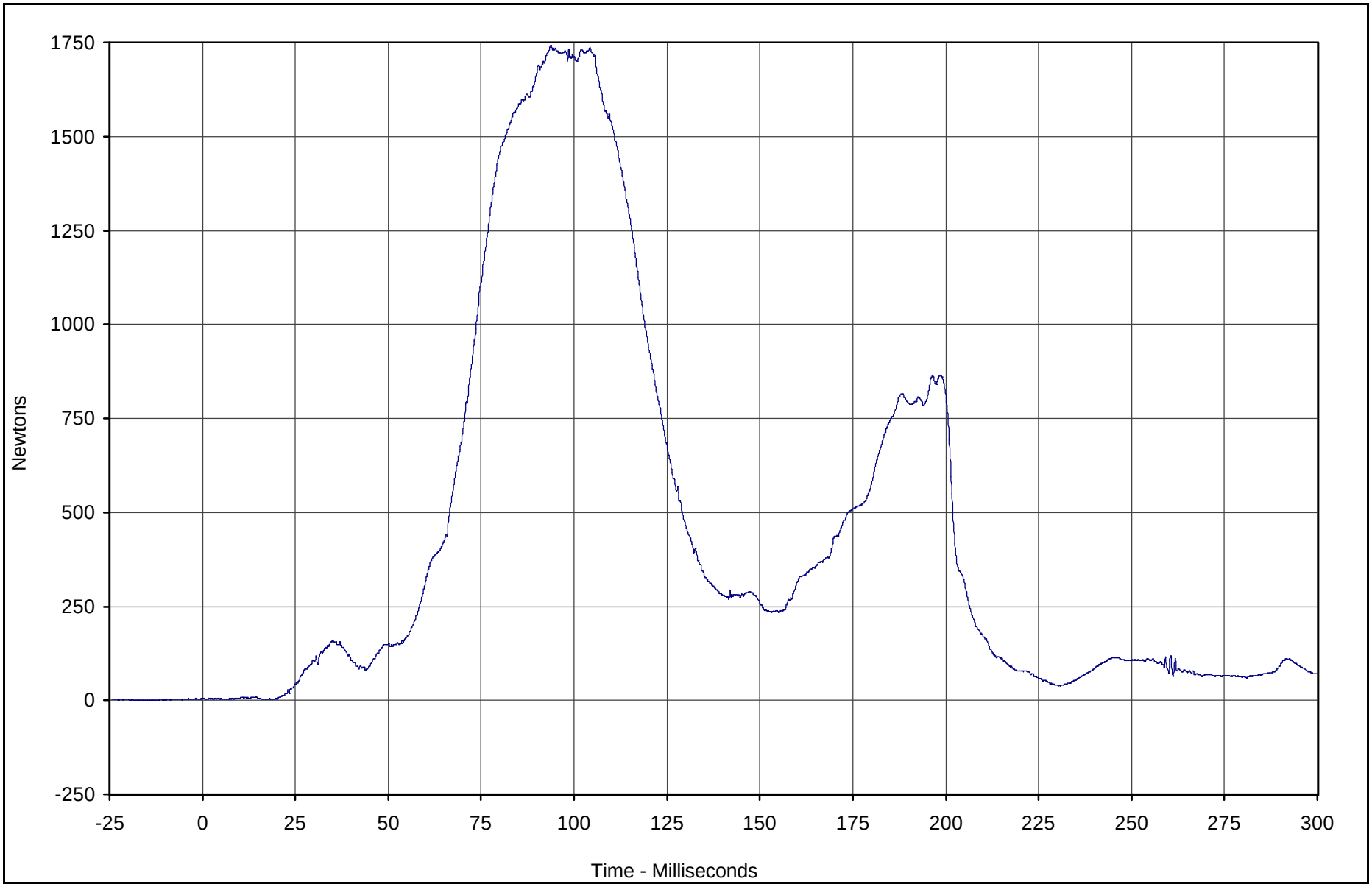

Curve Description	CURNO	Type	Units	Max	Time	Min	Time	SAE Class
Left Rear (3 Yr.) Upper Neck Force Res.	137	RES	Newtons	1743.4	93.9	2.8	17.1	1000

Test Vehicle: 2004 Lexus RX330 SUV

Test Date: 8/28/03

Test Program: 2003 NHTSA 35mph NCAP

NHTSA No.: M45101

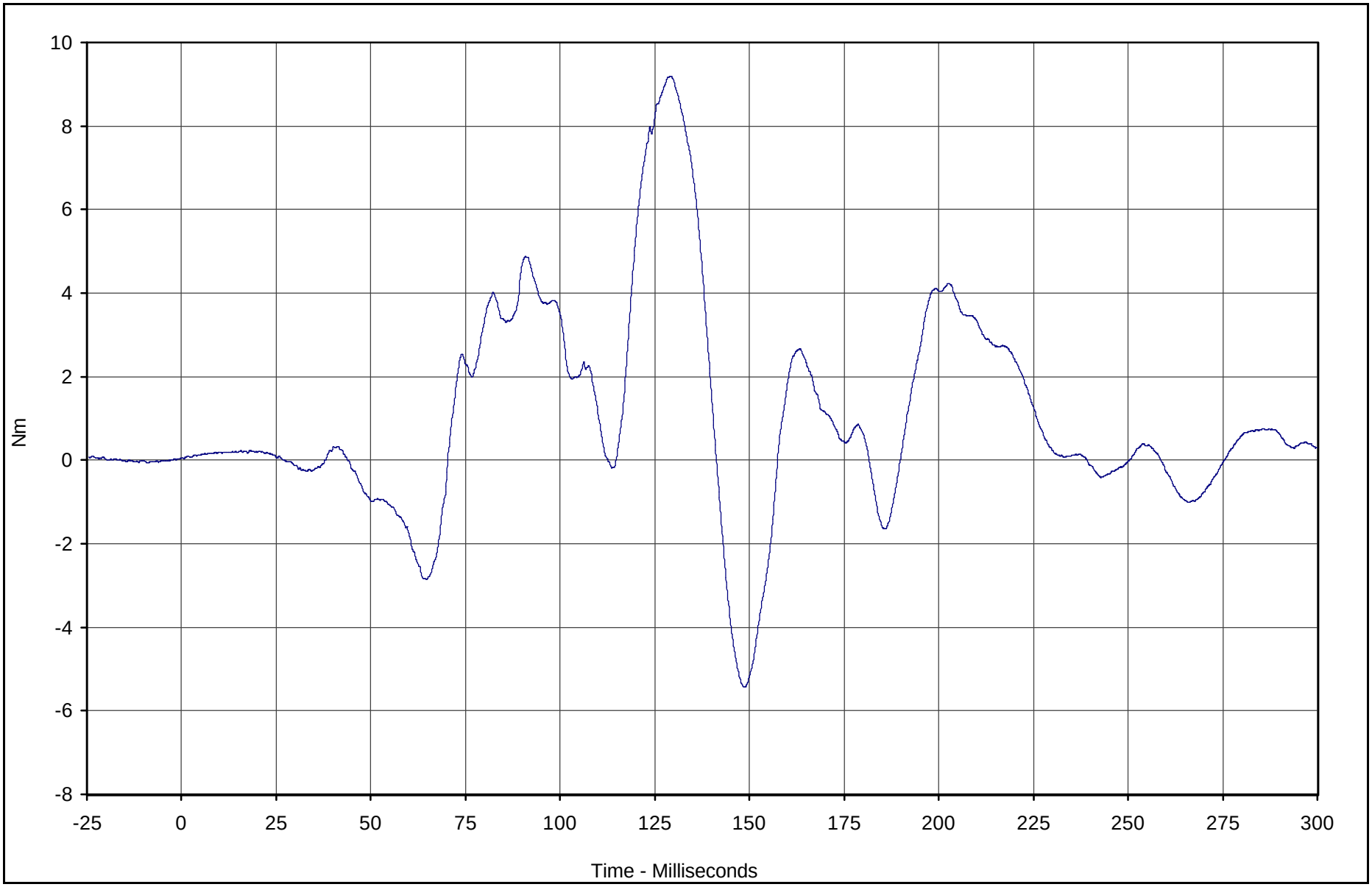

Curve Description	CURNO	Type	Units	Max	Time	Min	Time	SAE Class
Left Rear (3 Yr.) Upper Neck Moment X	140	FIL	Nm	9.2	129.3	-5.4	148.8	600

Test Vehicle: 2004 Lexus RX330 SUV

Test Date: 8/28/03

Test Program: 2003 NHTSA 35mph NCAP

NHTSA No.: M45101

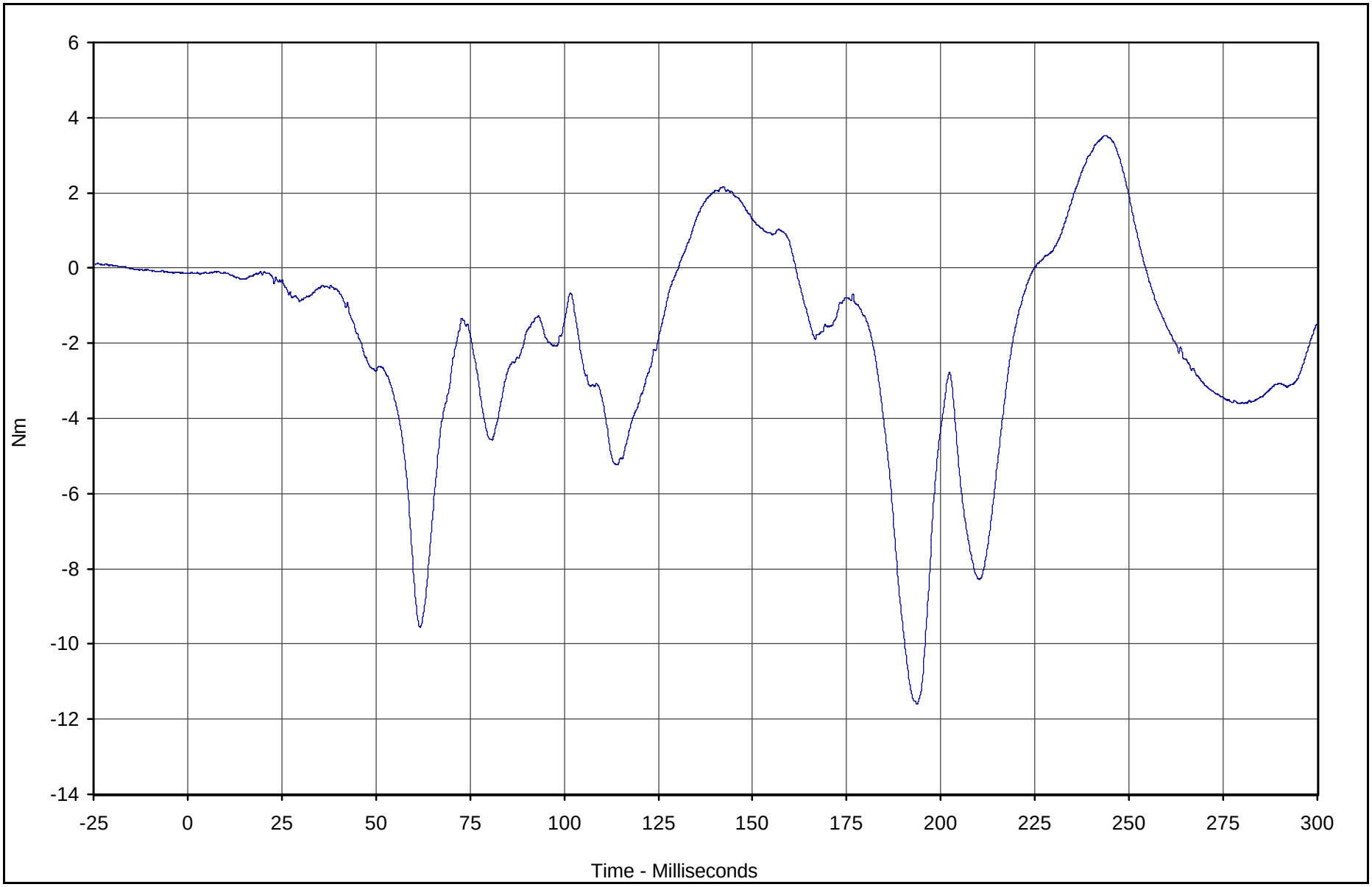

Curve Description	CURNO	Type	Units	Max	Time	Min	Time	SAE Class
Left Rear (3 Yr.) Upper Neck Moment Y	141	FIL	Nm	3.5	243.7	-11.6	193.6	600

Test Vehicle: 2004 Lexus RX330 SUV

Test Date: 8/28/03

Test Program: 2003 NHTSA 35mph NCAP

NHTSA No.: M45101

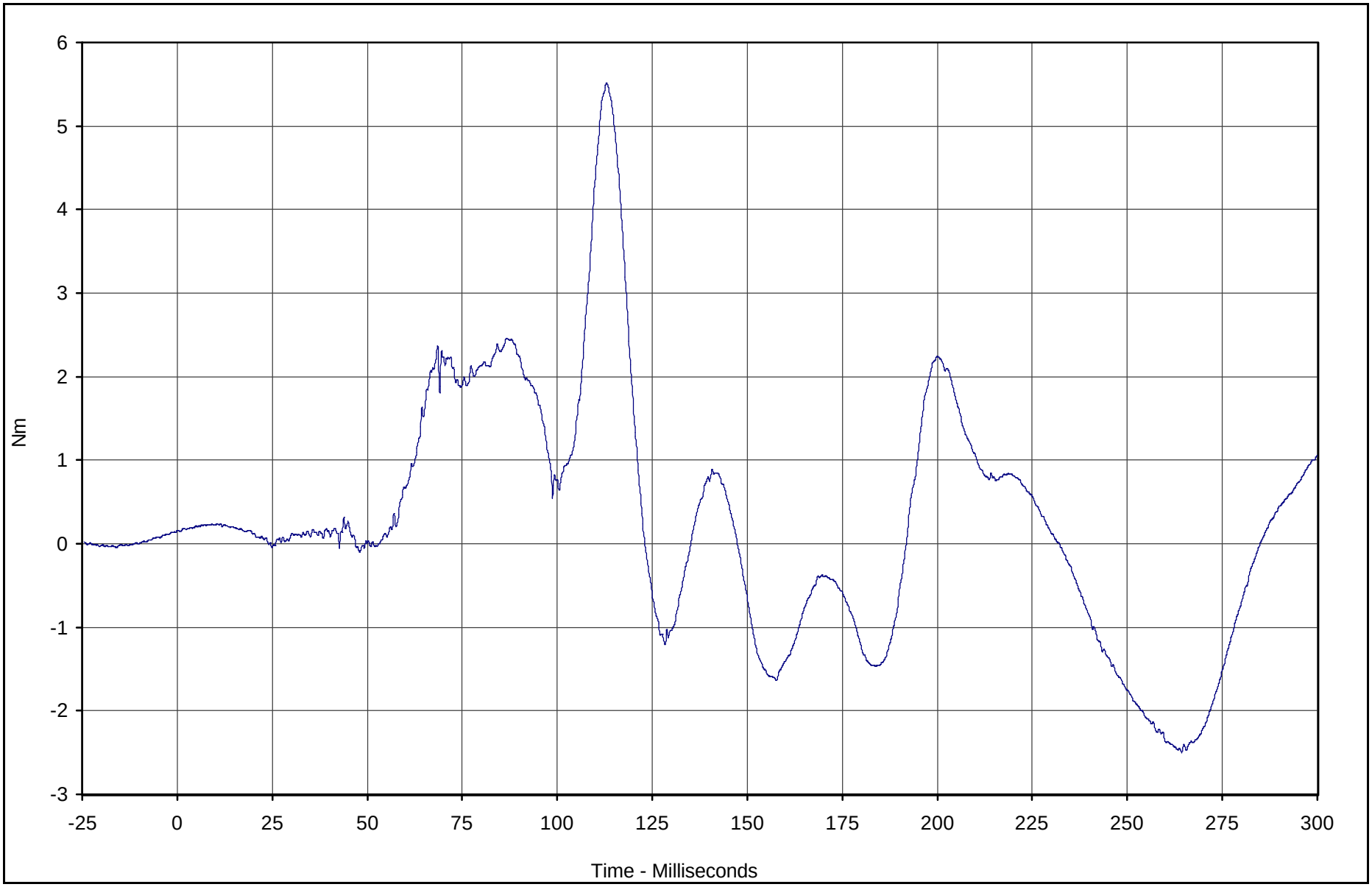

Curve Description	CURNO	Type	Units	Max	Time	Min	Time	SAE Class
Left Rear (3 Yr.) Upper Neck Moment Z	142	FIL	Nm	5.5	113.0	-2.5	264.3	600

Test Vehicle: 2004 Lexus RX330 SUV

Test Date: 8/28/03

Test Program: 2003 NHTSA 35mph NCAP

NHTSA No.: M45101

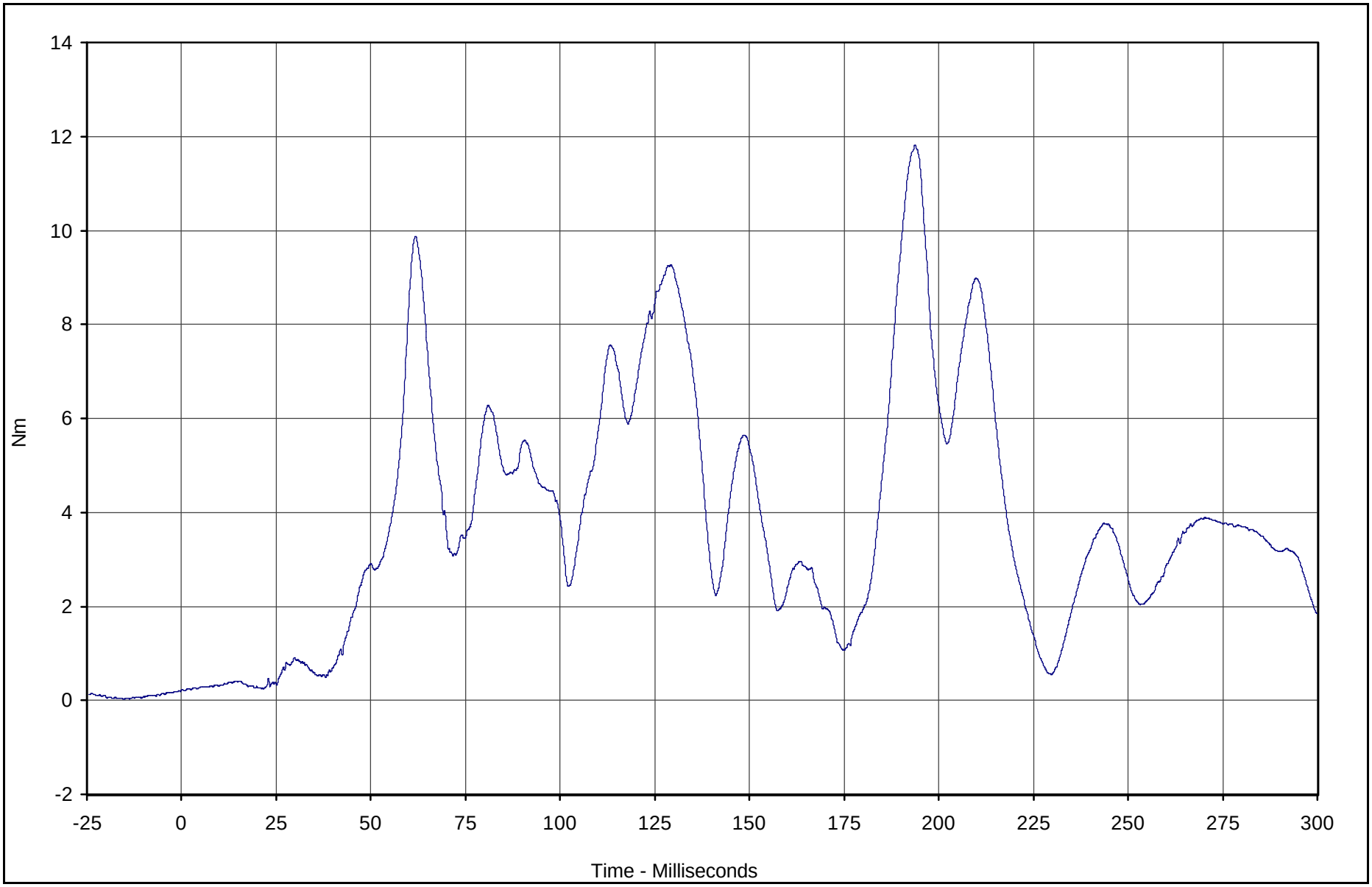

Curve Description	CURNO	Type	Units	Max	Time	Min	Time	SAE Class
Left Rear (3 Yr.) Upper Neck Mom Res.	140	RES	Nm	11.8	193.7	0.2	0.9	600

Test Vehicle: 2004 Lexus RX330 SUV

Test Date: 8/28/03

Test Program: 2003 NHTSA 35mph NCAP

NHTSA No.: M45101

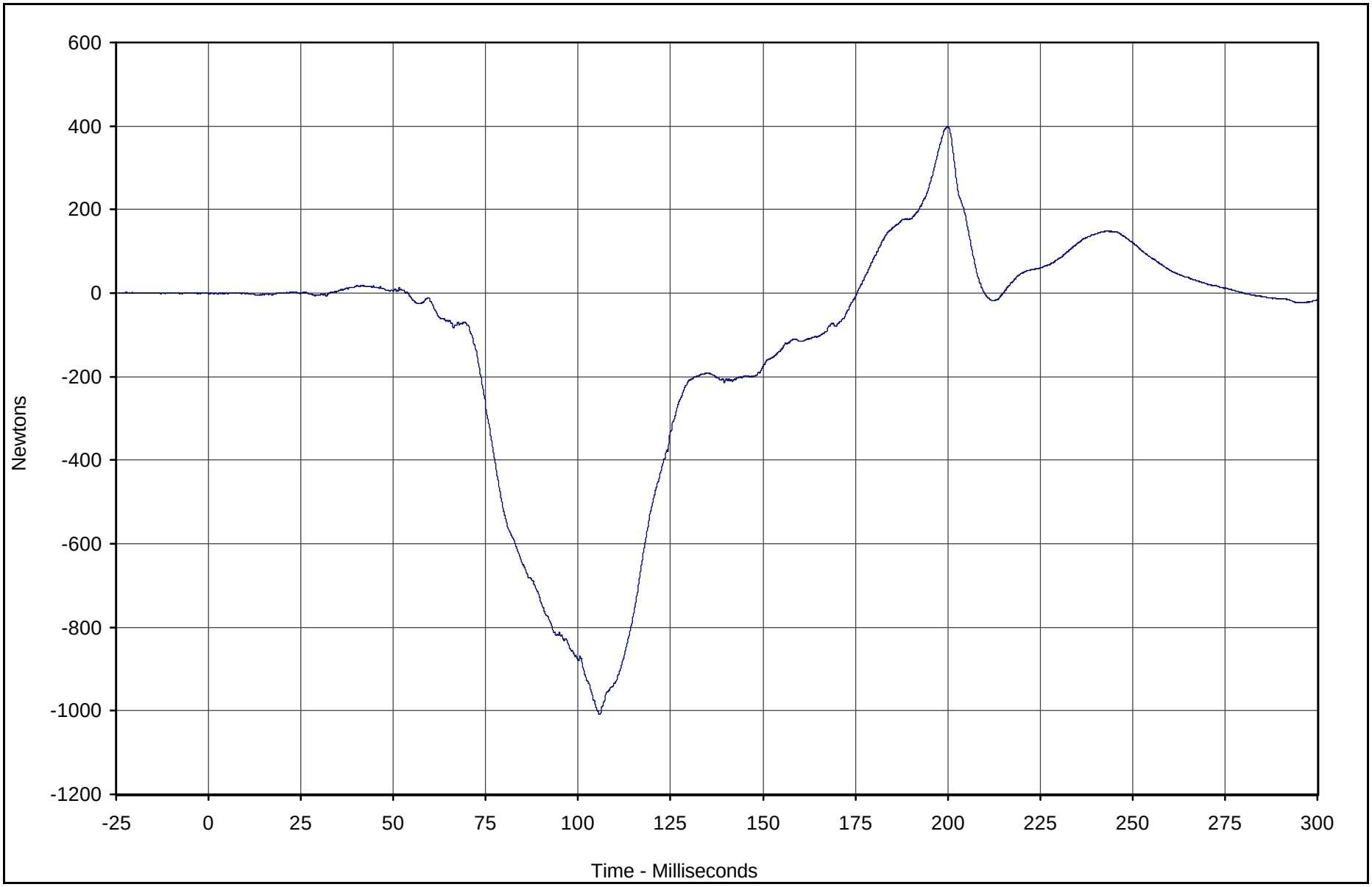

Curve Description	CURNO	Type	Units	Max	Time	Min	Time	SAE Class
Left Rear (3 Yr.) Lower Neck Force X	143	FIL	Newtons	398.2	199.9	-1009.2	105.8	1000

Test Vehicle: 2004 Lexus RX330 SUV

Test Date: 8/28/03

Test Program: 2003 NHTSA 35mph NCAP

NHTSA No.: M45101

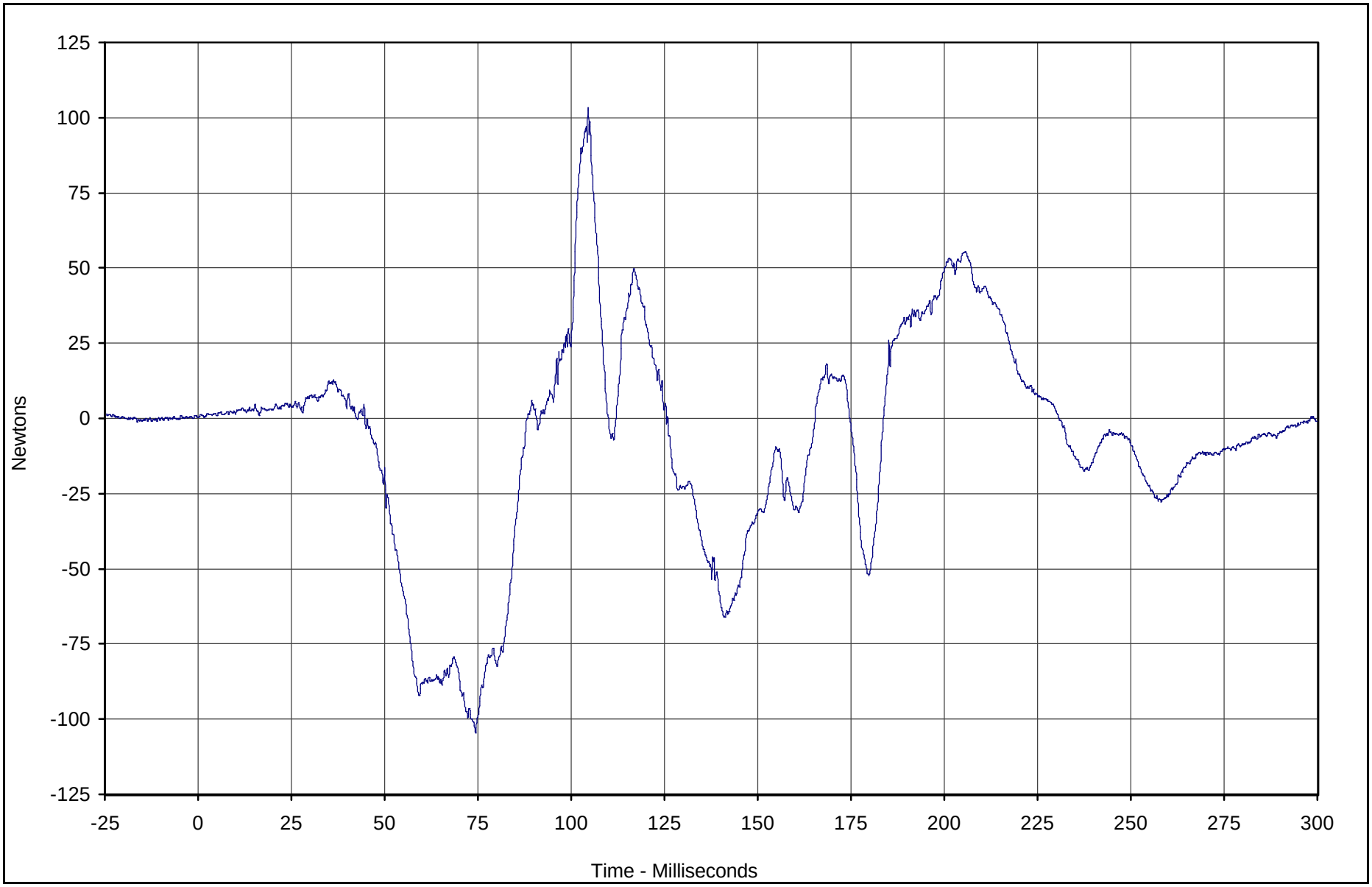

Curve Description	CURNO	Type	Units	Max	Time	Min	Time	SAE Class
Left Rear (3 Yr.) Lower Neck Force Y	144	FIL	Newtons	103.3	104.6	-104.6	74.4	1000

Test Vehicle: 2004 Lexus RX330 SUV

Test Date: 8/28/03

Test Program: 2003 NHTSA 35mph NCAP

NHTSA No.: M45101

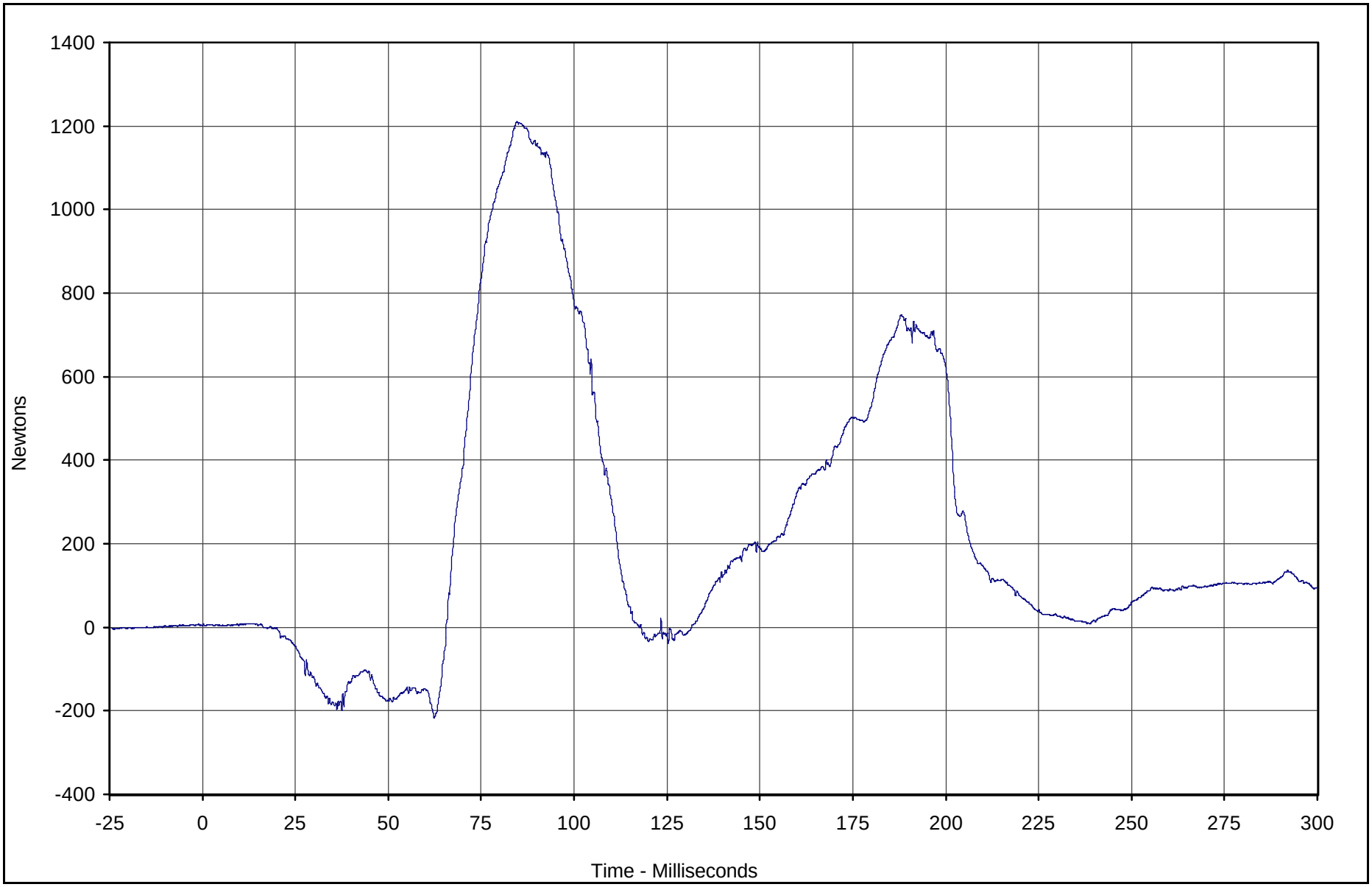

Curve Description	CURNO	Type	Units	Max	Time	Min	Time	SAE Class
Left Rear (3 Yr.) Lower Neck Force Z	145	FIL	Newtons	1209.9	84.6	-217.4	62.4	1000

Test Vehicle: 2004 Lexus RX330 SUV

Test Date: 8/28/03

Test Program: 2003 NHTSA 35mph NCAP

NHTSA No.: M45101

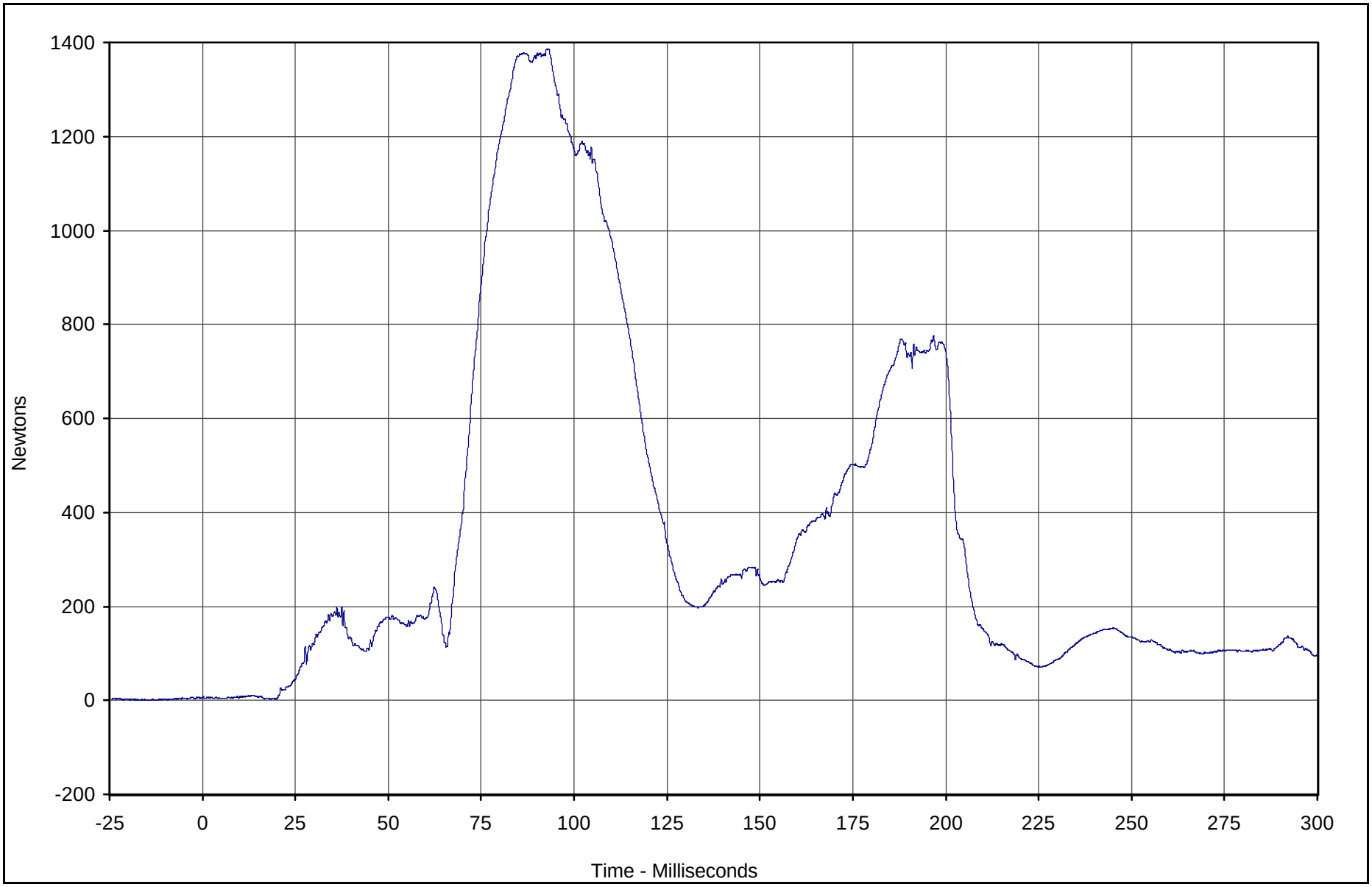

Curve Description	CURNO	Type	Units	Max	Time	Min	Time	SAE Class
Left Rear (3 Yr.) Lower Neck Force Res.	143	RES	Newtons	1385.9	92.6	2.7	18.5	1000

Test Vehicle: 2004 Lexus RX330 SUV

Test Date: 8/28/03

Test Program: 2003 NHTSA 35mph NCAP

NHTSA No.: M45101

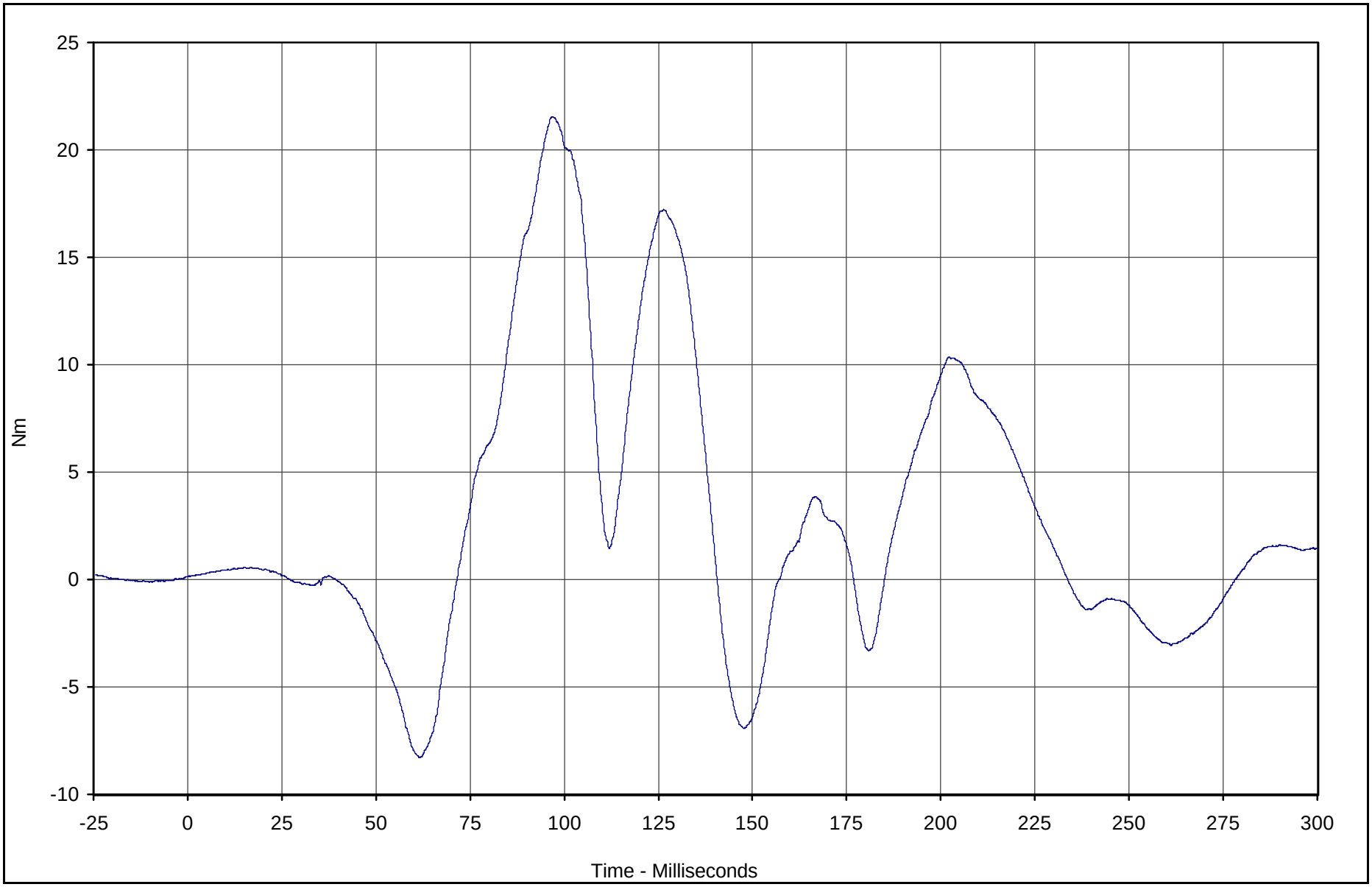

Curve Description	CURNO	Type	Units	Max	Time	Min	Time	SAE Class
Left Rear (3 Yr.) Lower Neck Moment X	146	FIL	Nm	21.6	96.9	-8.3	61.6	600

Test Vehicle: 2004 Lexus RX330 SUV

Test Date: 8/28/03

Test Program: 2003 NHTSA 35mph NCAP

NHTSA No.: M45101

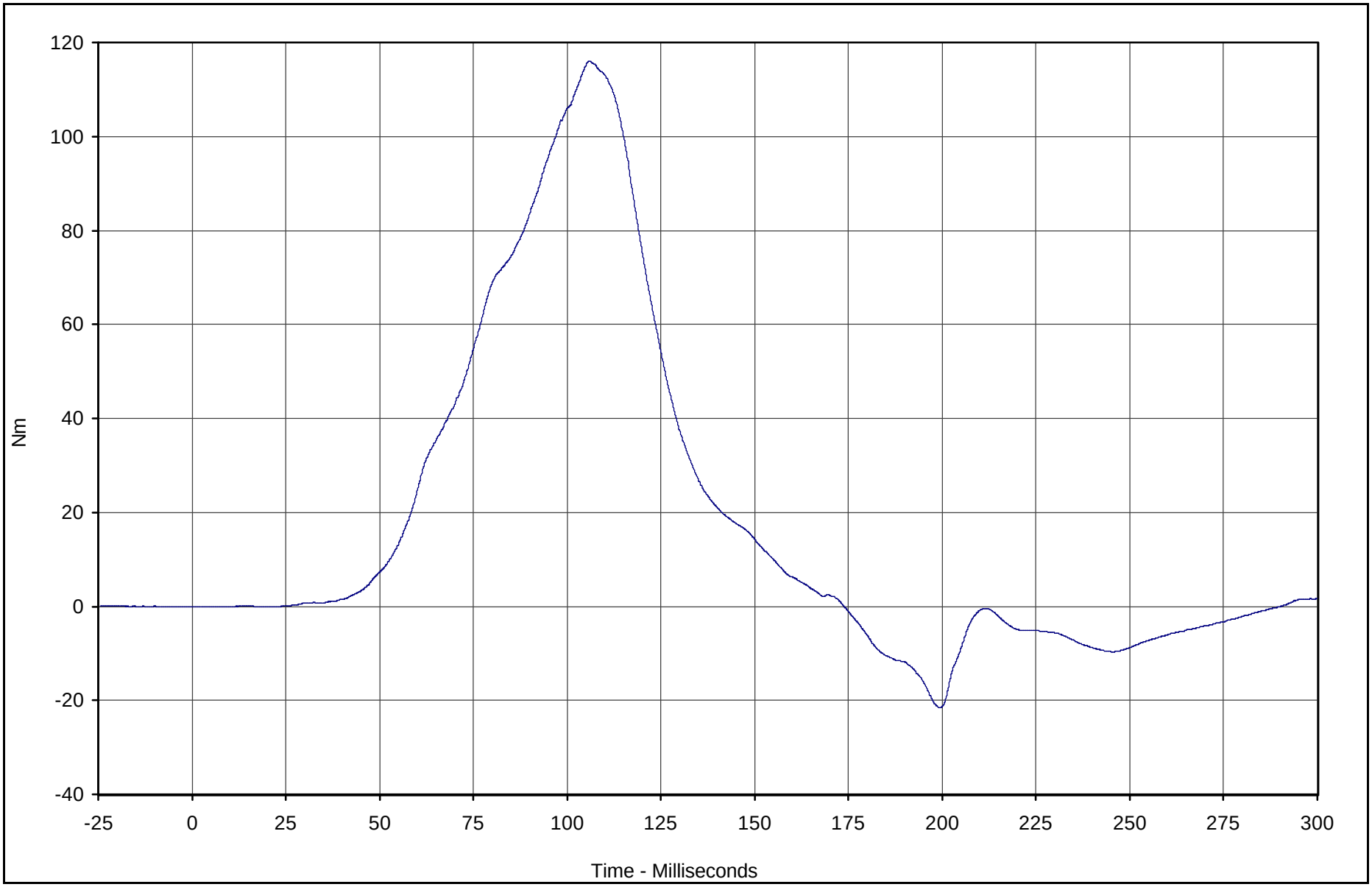

Curve Description	CURNO	Type	Units	Max	Time	Min	Time	SAE Class
Left Rear (3 Yr.) Lower Neck Moment Y	147	FIL	Nm	116.0	106.1	-21.6	199.3	600

Test Vehicle: 2004 Lexus RX330 SUV

Test Date: 8/28/03

Test Program: 2003 NHTSA 35mph NCAP

NHTSA No.: M45101

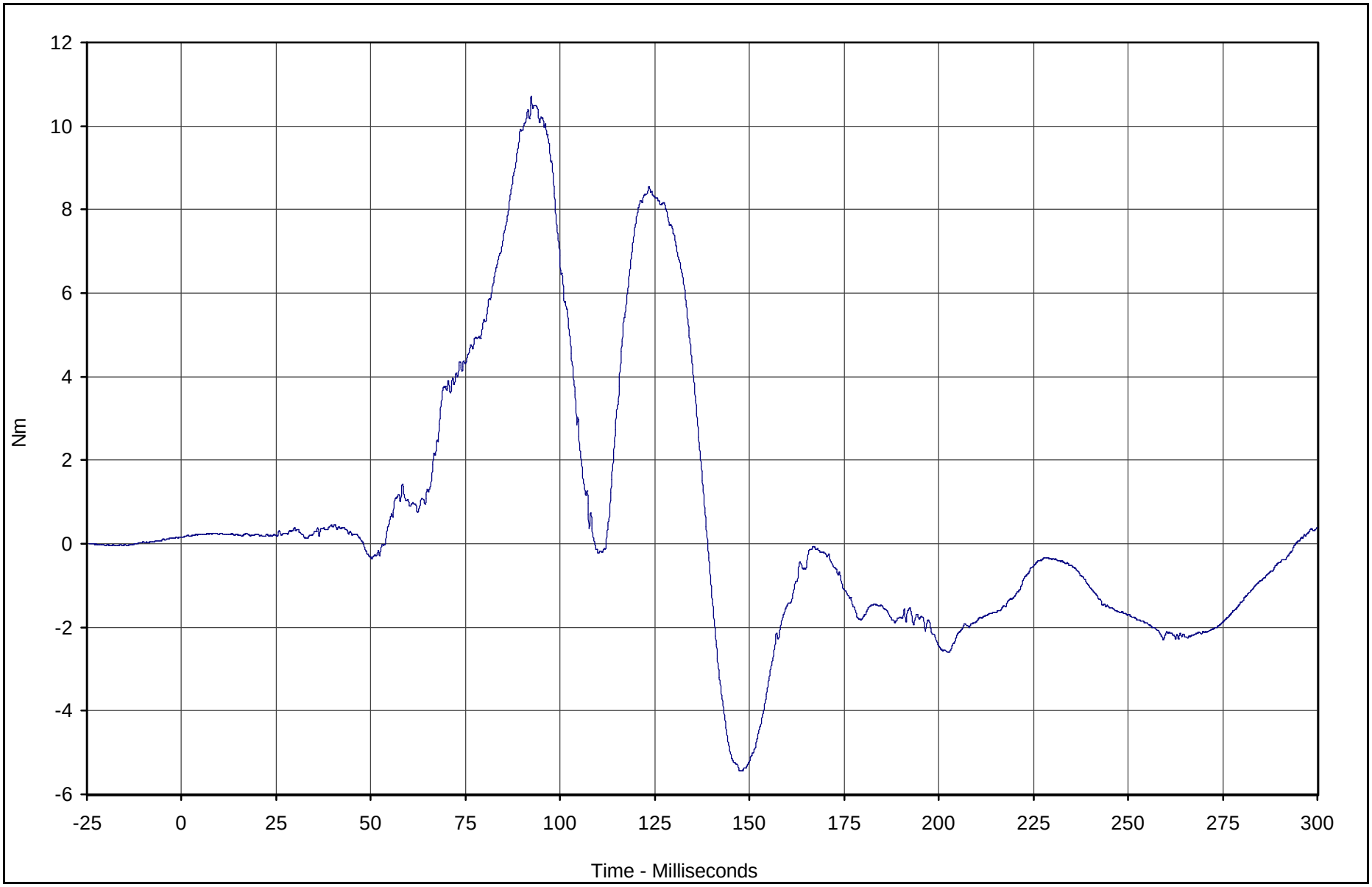

Curve Description	CURNO	Type	Units	Max	Time	Min	Time	SAE Class
Left Rear (3 Yr.) Lower Neck Moment Z	148	FIL	Nm	10.7	92.4	-5.4	147.5	600

Test Vehicle: 2004 Lexus RX330 SUV

Test Date: 8/28/03

Test Program: 2003 NHTSA 35mph NCAP

NHTSA No.: M45101

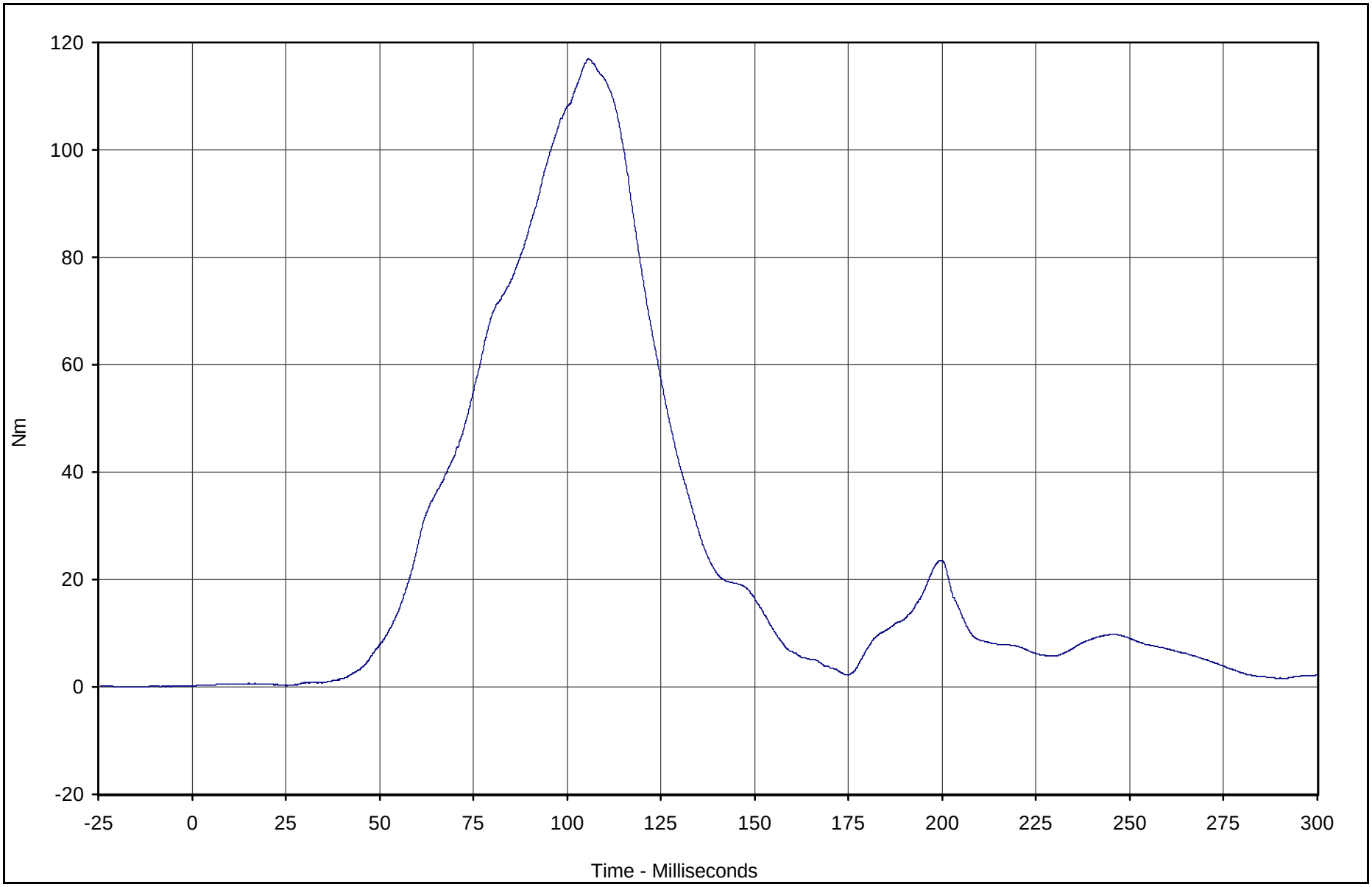

Curve Description	CURNO	Type	Units	Max	Time	Min	Time	SAE Class
Left Rear (3 Yr.) Lower Neck Mom Res.	146	RES	Nm	116.9	105.6	0.2	0.0	600

Test Vehicle: 2004 Lexus RX330 SUV

Test Date: 8/28/03

Test Program: 2003 NHTSA 35mph NCAP

NHTSA No.: M45101

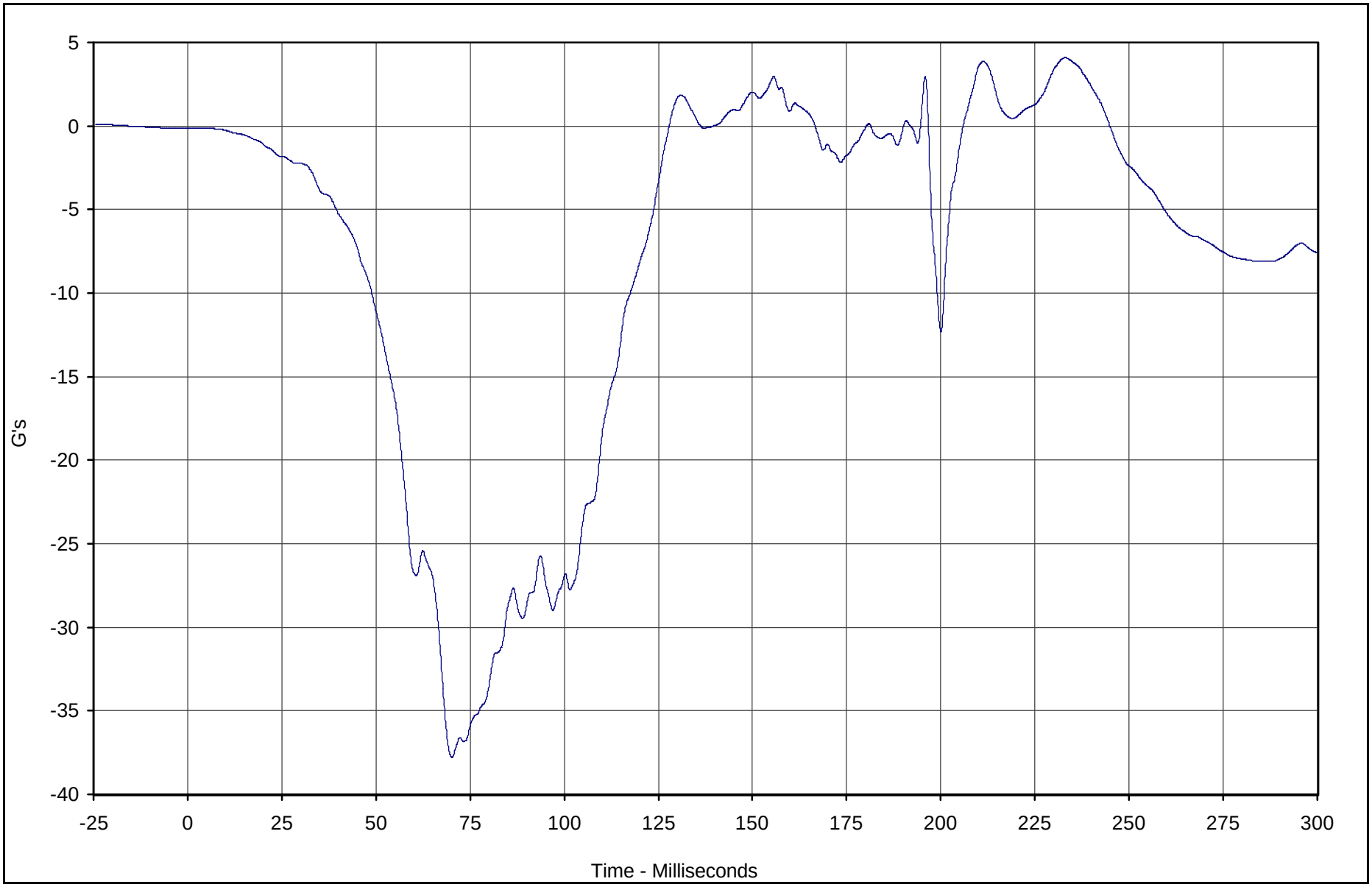

Curve Description	CURNO	Type	Units	Max	Time	Min	Time	SAE Class
Left Rear (3 Yr.) Chest X	149	FIL	G's	4.1	233.1	-37.8	70.1	180

Test Vehicle: 2004 Lexus RX330 SUV

Test Date: 8/28/03

Test Program: 2003 NHTSA 35mph NCAP

NHTSA No.: M45101

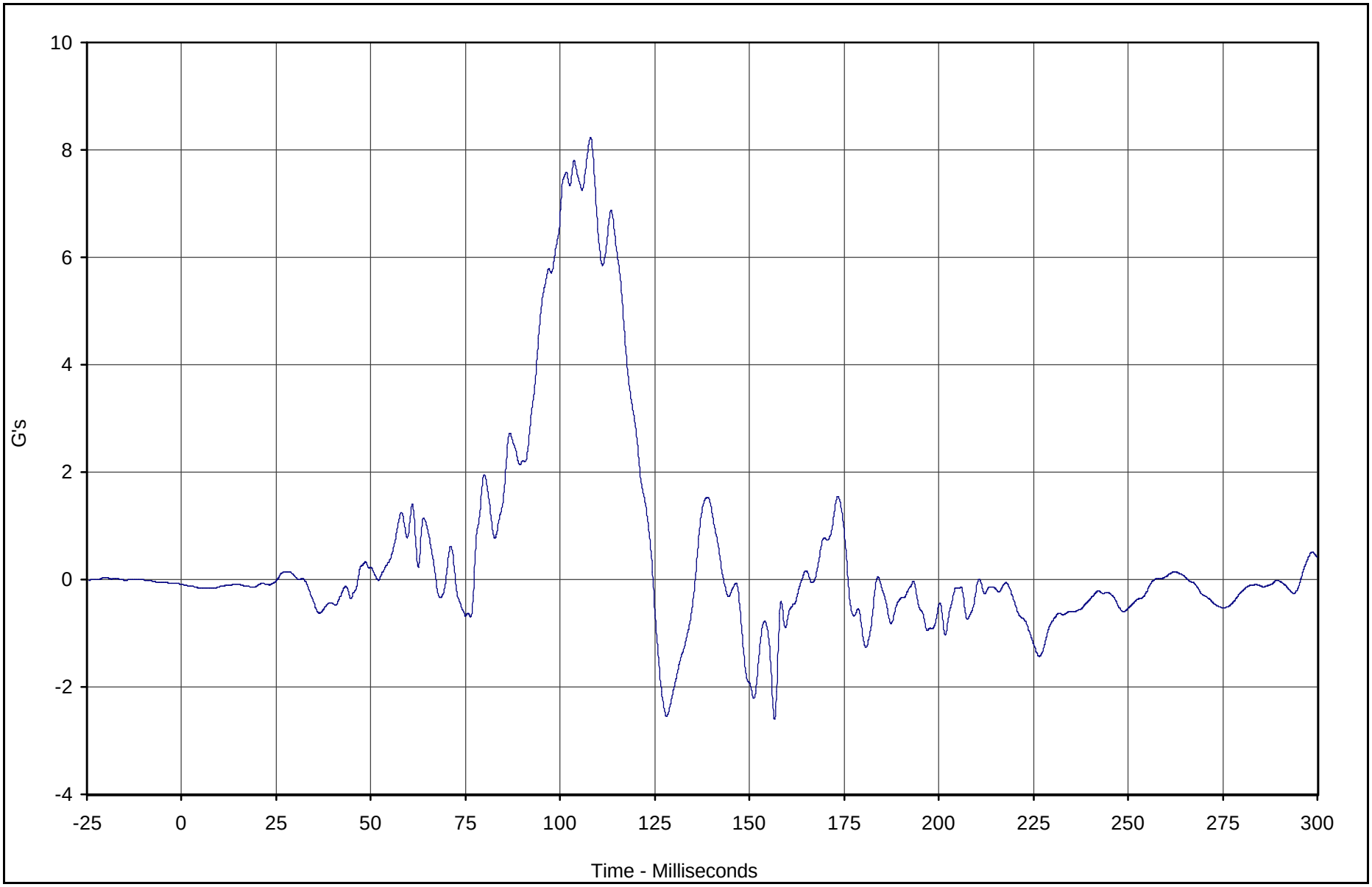

Curve Description	CURNO	Type	Units	Max	Time	Min	Time	SAE Class
Left Rear (3 Yr.) Chest Y	150	FIL	G's	8.2	108.0	-2.6	156.6	180

Test Vehicle: 2004 Lexus RX330 SUV

Test Date: 8/28/03

Test Program: 2003 NHTSA 35mph NCAP

NHTSA No.: M45101

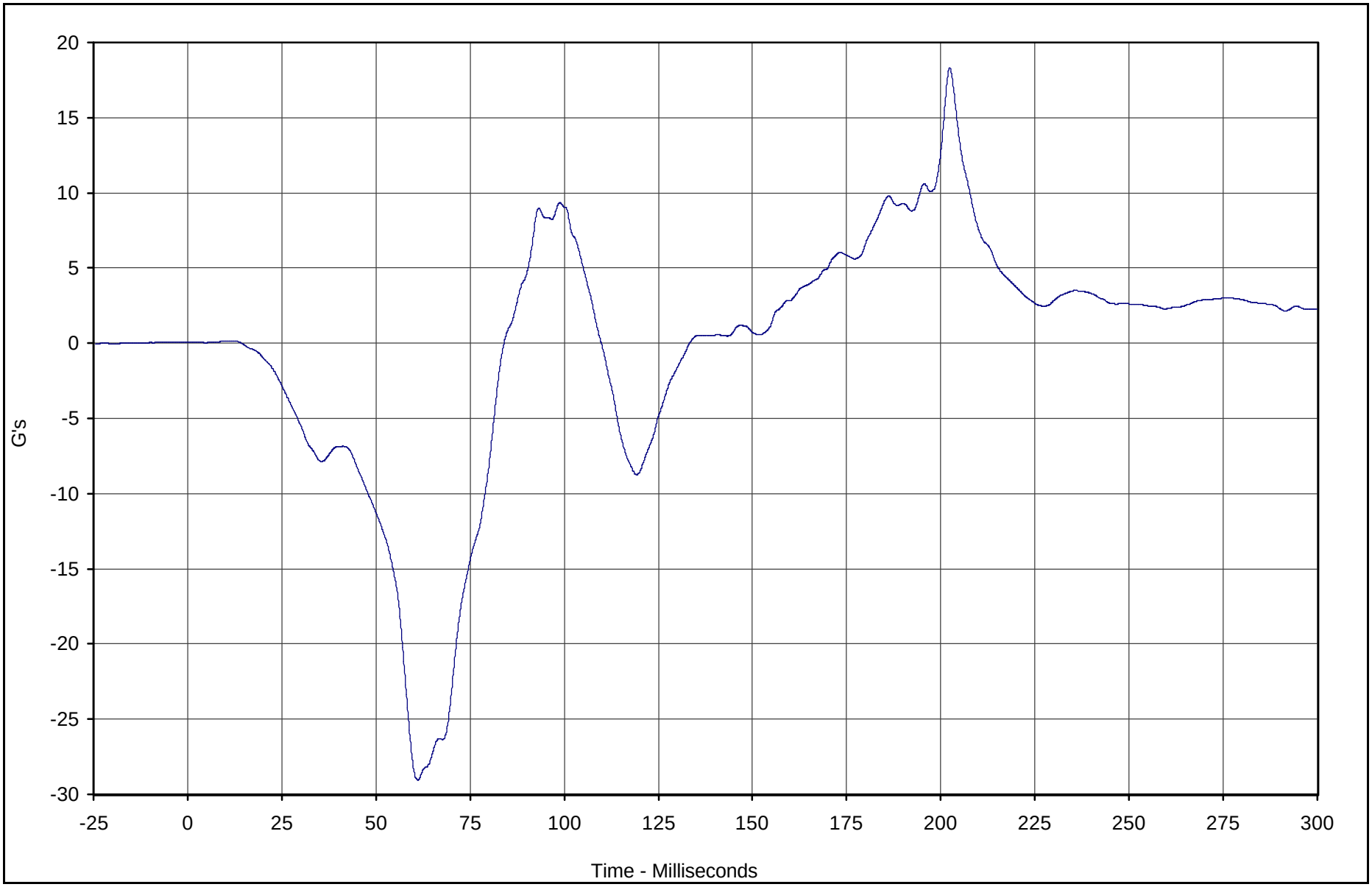

Curve Description	CURNO	Type	Units	Max	Time	Min	Time	SAE Class
Left Rear (3 Yr.) Chest Z	151	FIL	G's	18.3	202.4	-29.0	61.1	180

Test Vehicle: 2004 Lexus RX330 SUV

Test Date: 8/28/03

Test Program: 2003 NHTSA 35mph NCAP

NHTSA No.: M45101

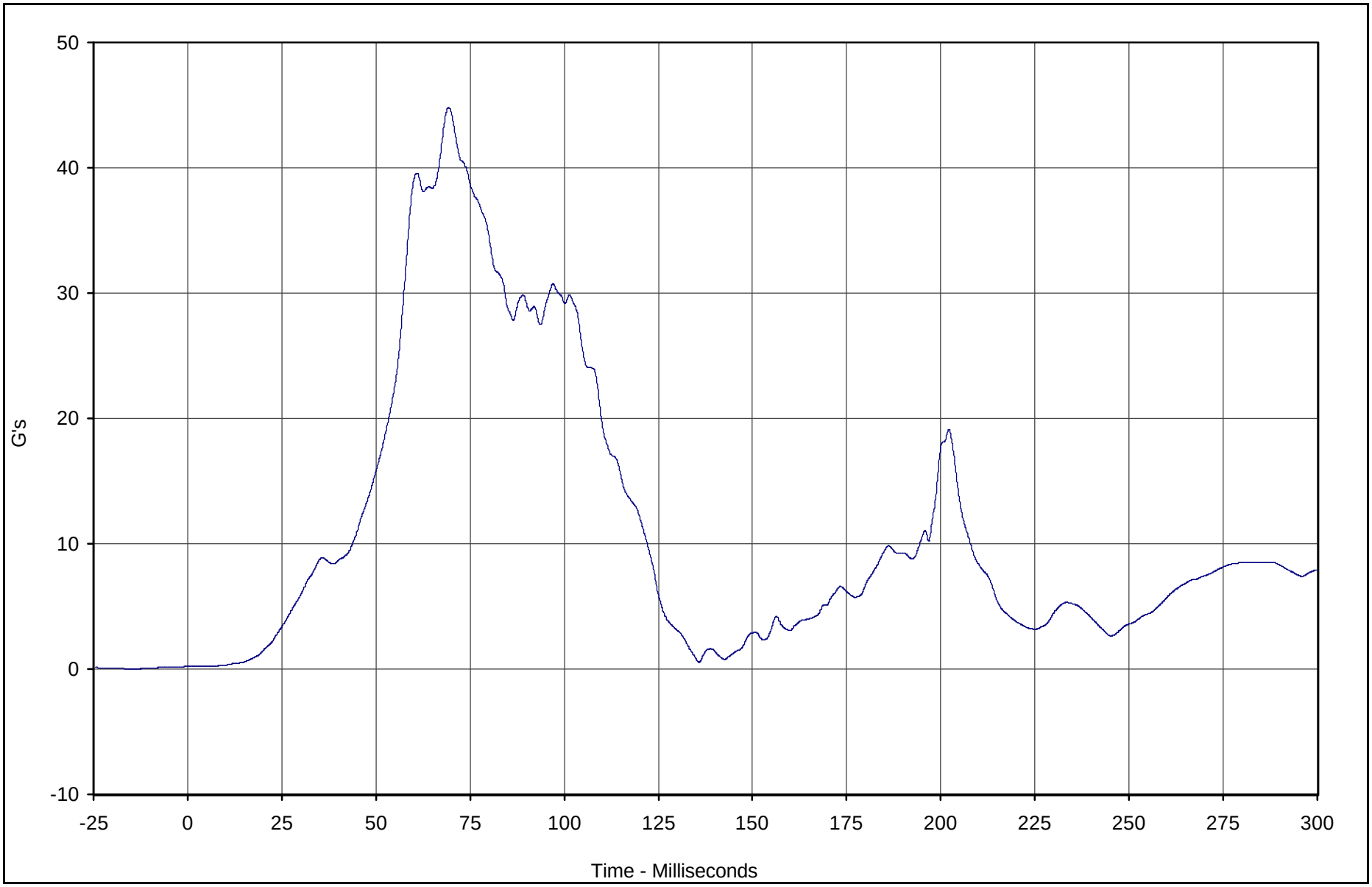

Curve Description	CURNO	Type	Units	Max	Time	Min	Time	SAE Class
Left Rear (3 Yr.) Chest Resultant	149	RES	G's	44.8	69.3	0.2	2.8	180

Test Vehicle: 2004 Lexus RX330 SUV

Test Date: 8/28/03

Test Program: 2003 NHTSA 35mph NCAP

NHTSA No.: M45101

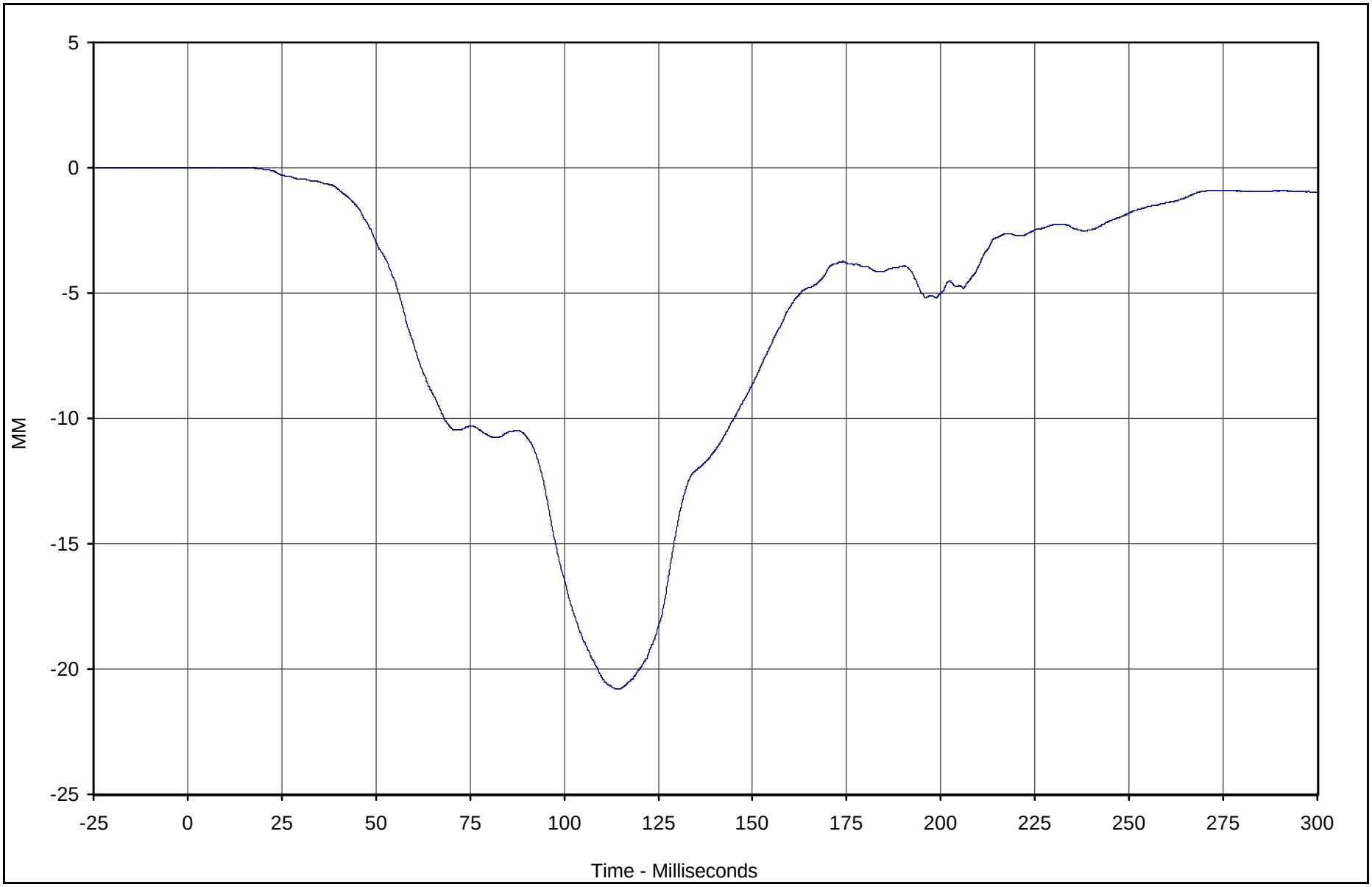

Curve Description	CURNO	Type	Units	Max	Time	Min	Time	SAE Class
Left Rear (3 Yr.) Chest Deflection	152	FIL	MM	0.0	4.2	-20.8	114.5	600

Test Vehicle: 2004 Lexus RX330 SUV

Test Date: 8/28/03

Test Program: 2003 NHTSA 35mph NCAP

NHTSA No.: M45101

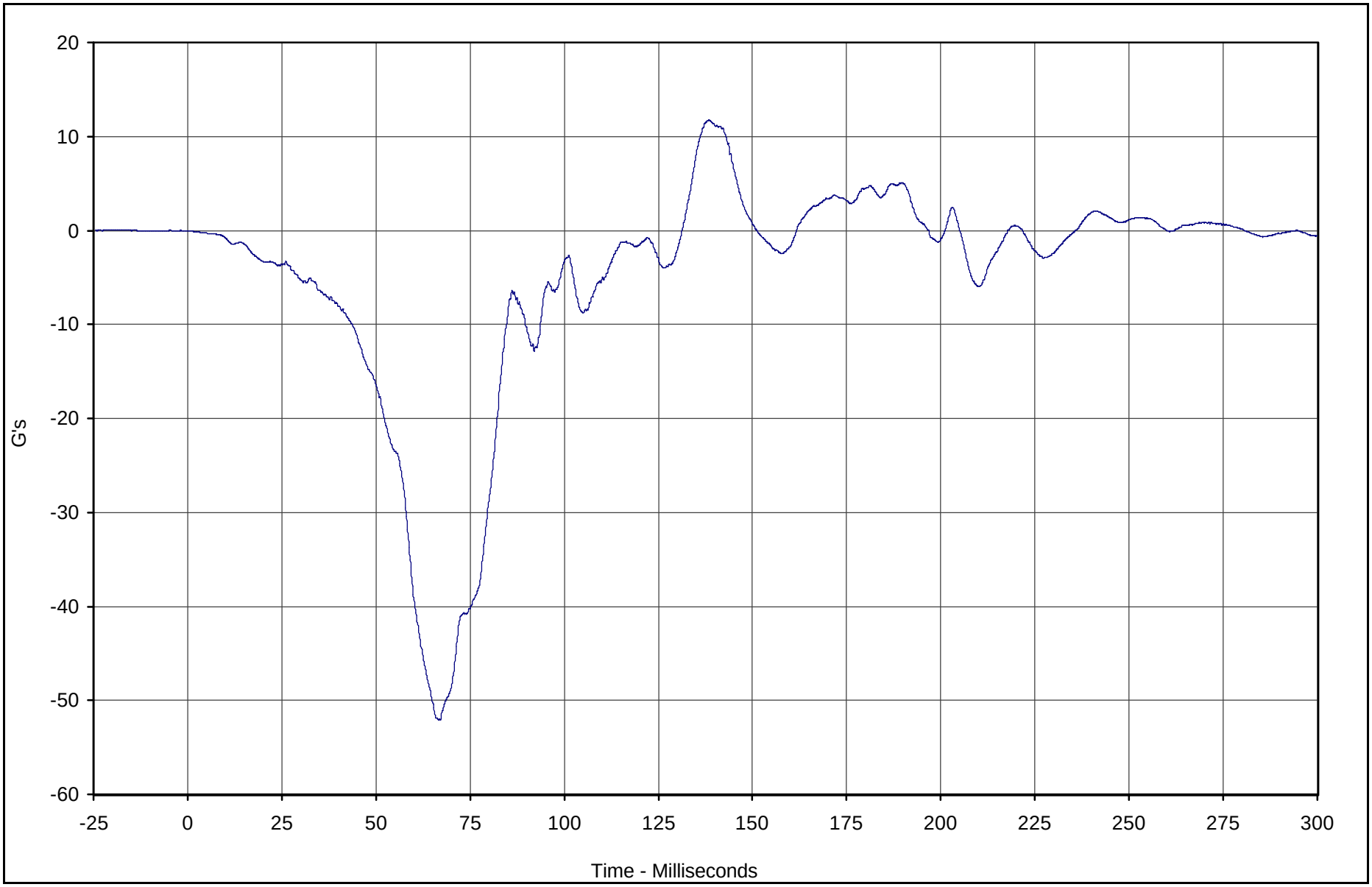

Curve Description	CURNO	Type	Units	Max	Time	Min	Time	SAE Class
Left Rear (3 Yr.) Pelvis X	153	FIL	G's	11.7	138.4	-52.1	67.1	1000

Test Vehicle: 2004 Lexus RX330 SUV

Test Date: 8/28/03

Test Program: 2003 NHTSA 35mph NCAP

NHTSA No.: M45101

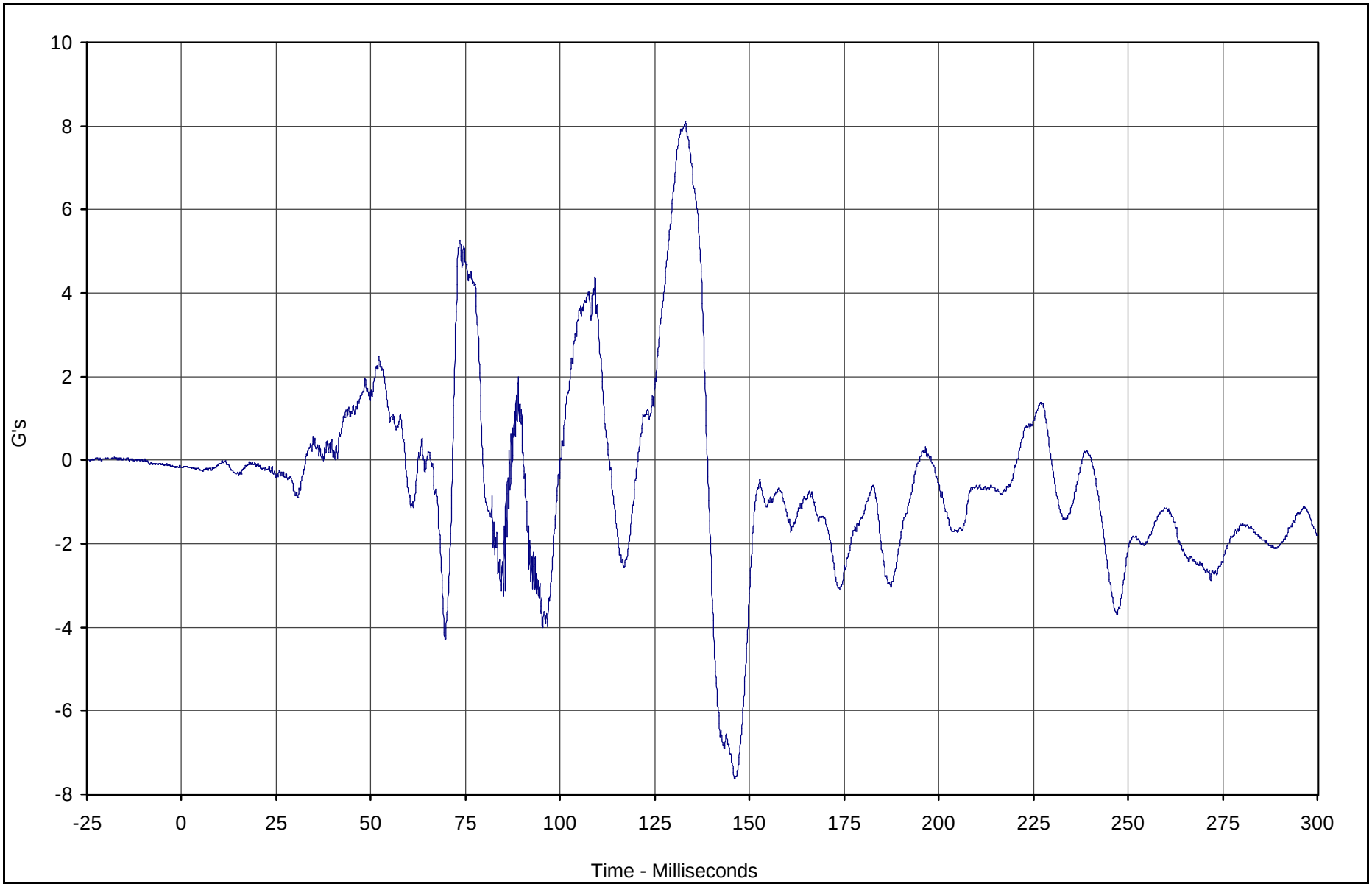

Curve Description	CURNO	Type	Units	Max	Time	Min	Time	SAE Class
Left Rear (3 Yr.) Pelvis Y	154	FIL	G's	8.1	133.1	-7.6	146.0	1000

Test Vehicle: 2004 Lexus RX330 SUV

Test Date: 8/28/03

Test Program: 2003 NHTSA 35mph NCAP

NHTSA No.: M45101

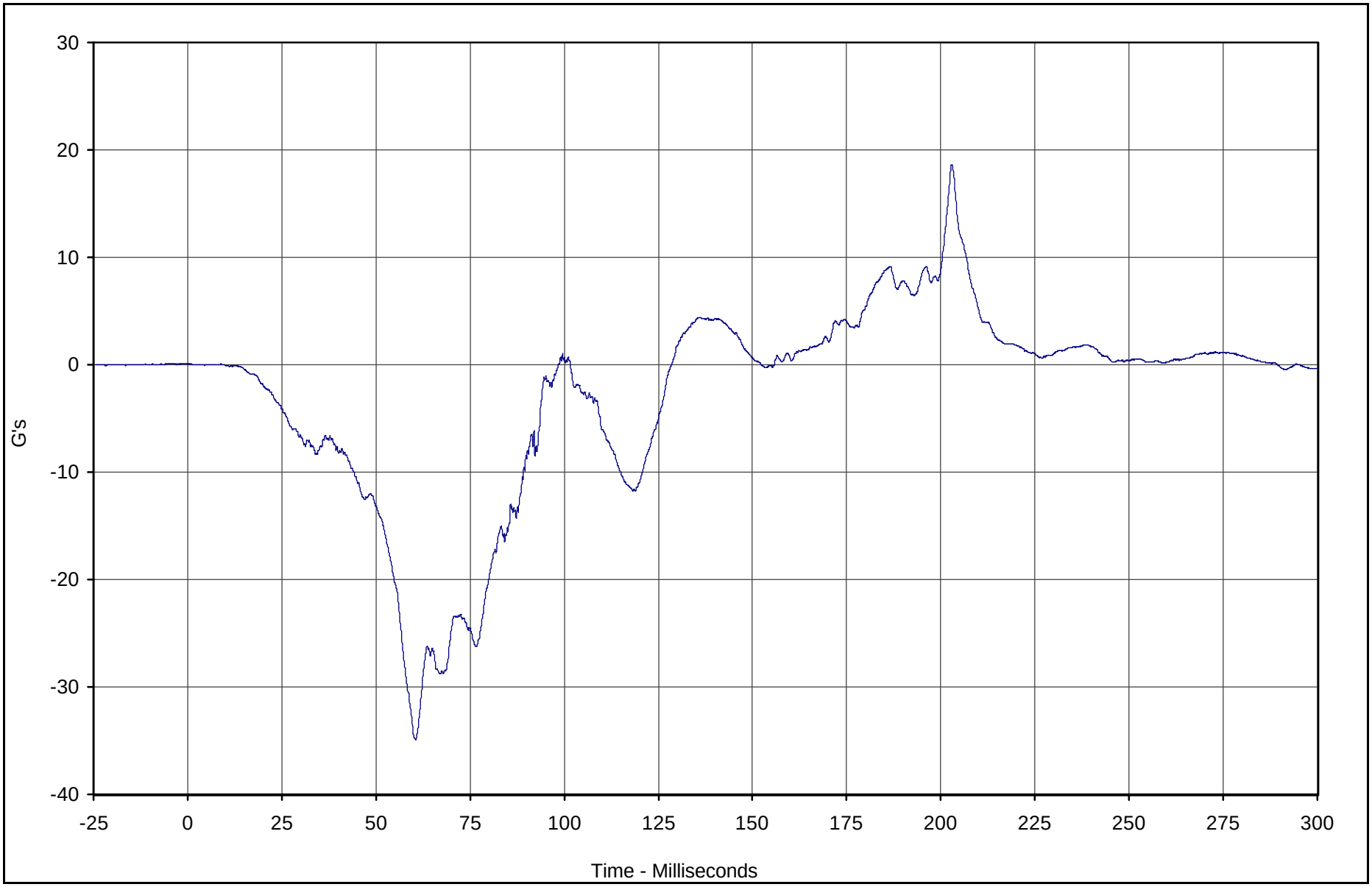

Curve Description	CURNO	Type	Units	Max	Time	Min	Time	SAE Class
Left Rear (3 Yr.) Pelvis Z	155	FIL	G's	18.6	203.0	-34.9	60.5	1000

Test Vehicle: 2004 Lexus RX330 SUV

Test Date: 8/28/03

Test Program: 2003 NHTSA 35mph NCAP

NHTSA No.: M45101

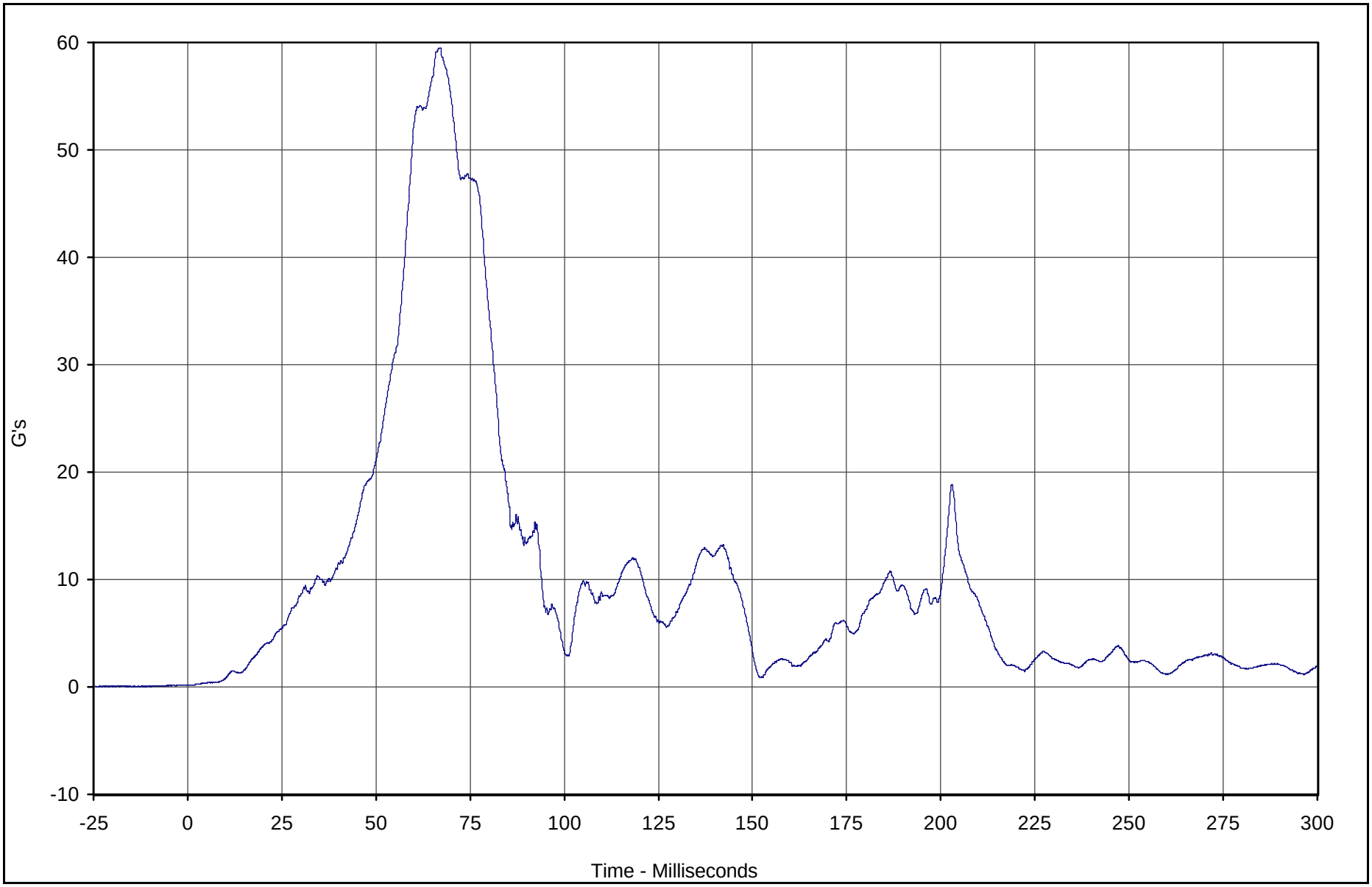

Curve Description	CURNO	Type	Units	Max	Time	Min	Time	SAE Class
Left Rear (3 Yr.) Pelvis Resultant	153	RES	G's	59.5	67.1	0.2	0.8	1000

Test Vehicle: 2004 Lexus RX330 SUV

Test Date: 8/28/03

Test Program: 2003 NHTSA 35mph NCAP

NHTSA No.: M45101

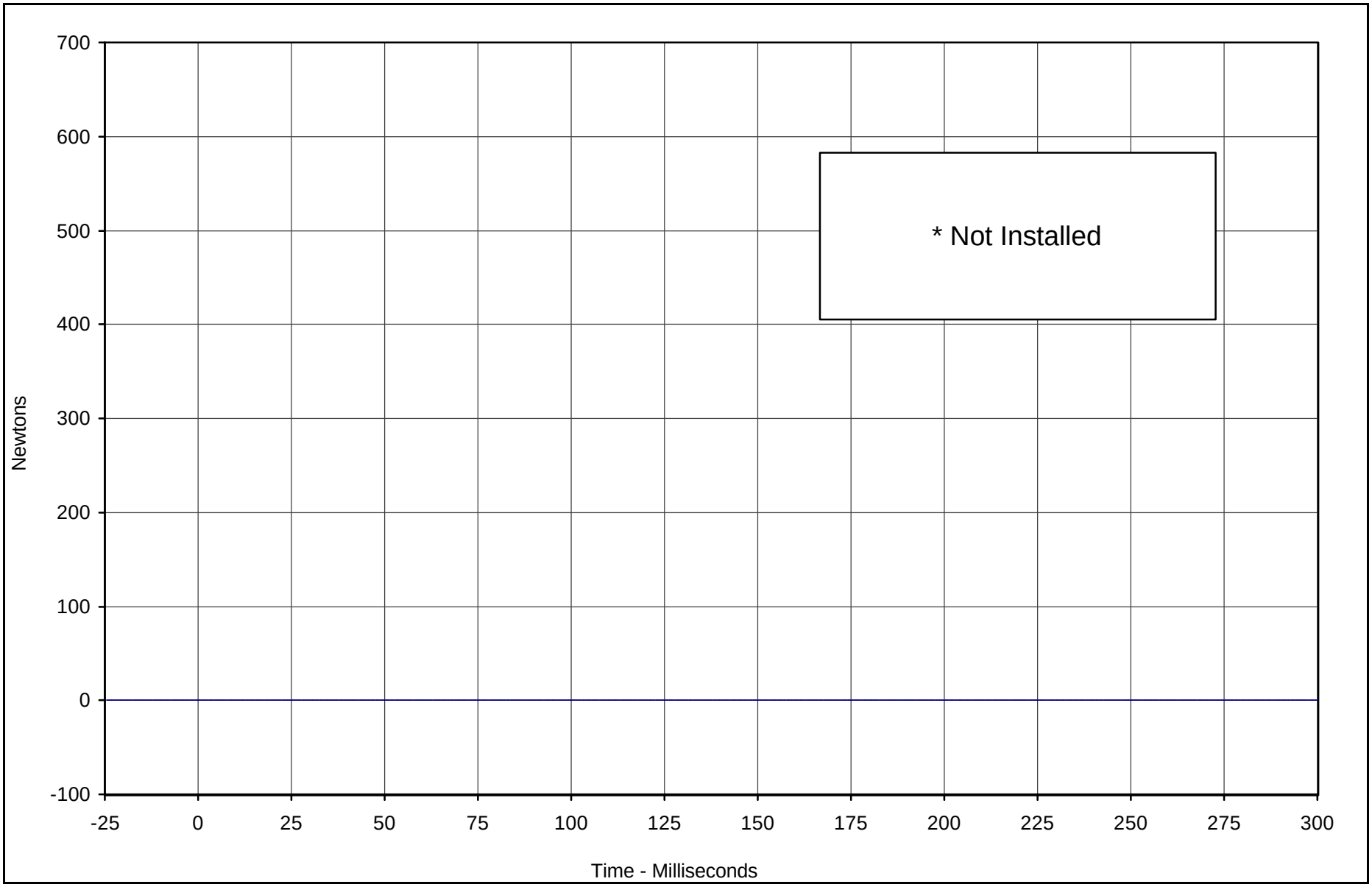

Curve Description	CURNO	Type	Units	Max	Time	Min	Time	SAE Class
Left Rear (3 Yr.) Car Seat Tether Load	156	FIL	Newtons	0.0	0.0	0.0	0.0	60

Test Vehicle: 2004 Lexus RX330 SUV

Test Program: 2003 NHTSA 35mph NCAP

Test Date: 8/28/03

NHTSA No.: M45101

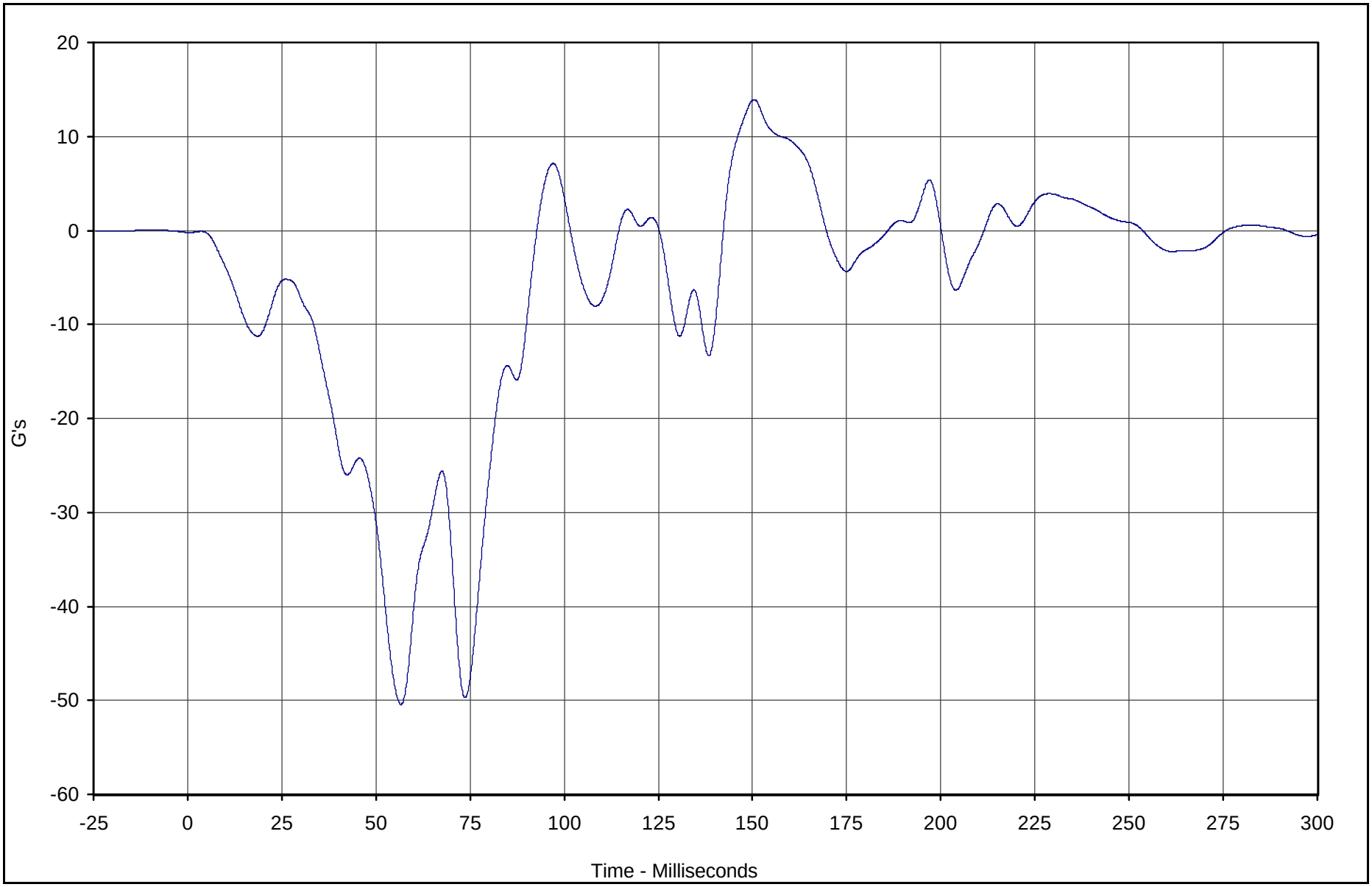

Curve Description	CURNO	Type	Units	Max	Time	Min	Time	SAE Class
Left Rear (3 Yr.) Car Seat X	157	FIL	G's	13.9	150.5	-50.4	56.6	60

Test Vehicle: 2004 Lexus RX330 SUV

Test Date: 8/28/03

Test Program: 2003 NHTSA 35mph NCAP

NHTSA No.: M45101

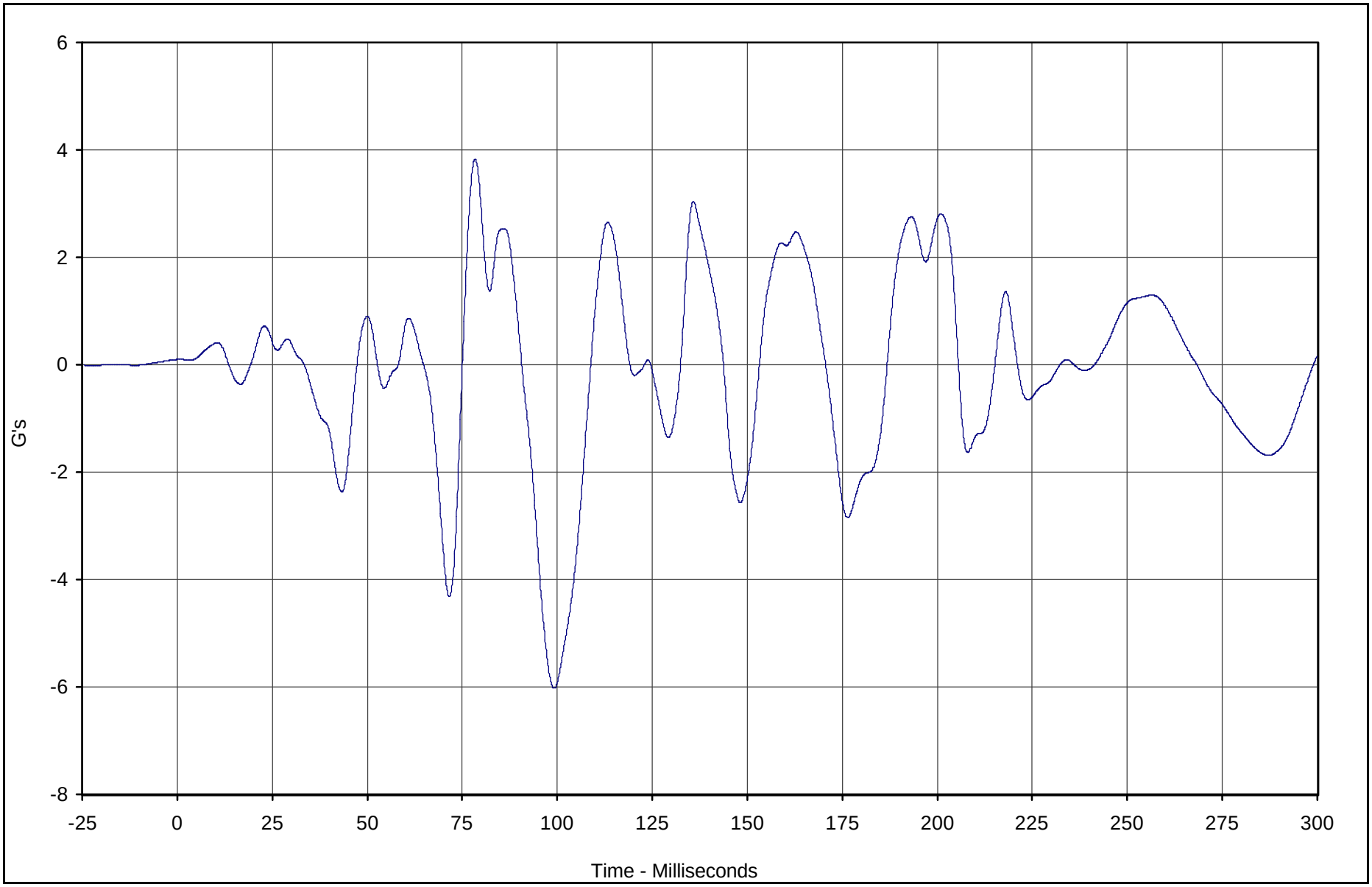

Curve Description	CURNO	Type	Units	Max	Time	Min	Time	SAE Class
Left Rear (3 Yr.) Car Seat Y	158	FIL	G's	3.8	78.4	-6.0	99.2	60

KARCO Engineering

Test Vehicle: 2004 Lexus RX330 SUV

Test Date: 8/28/03

Test Program: 2003 NHTSA 35mph NCAP

NHTSA No.: M45101

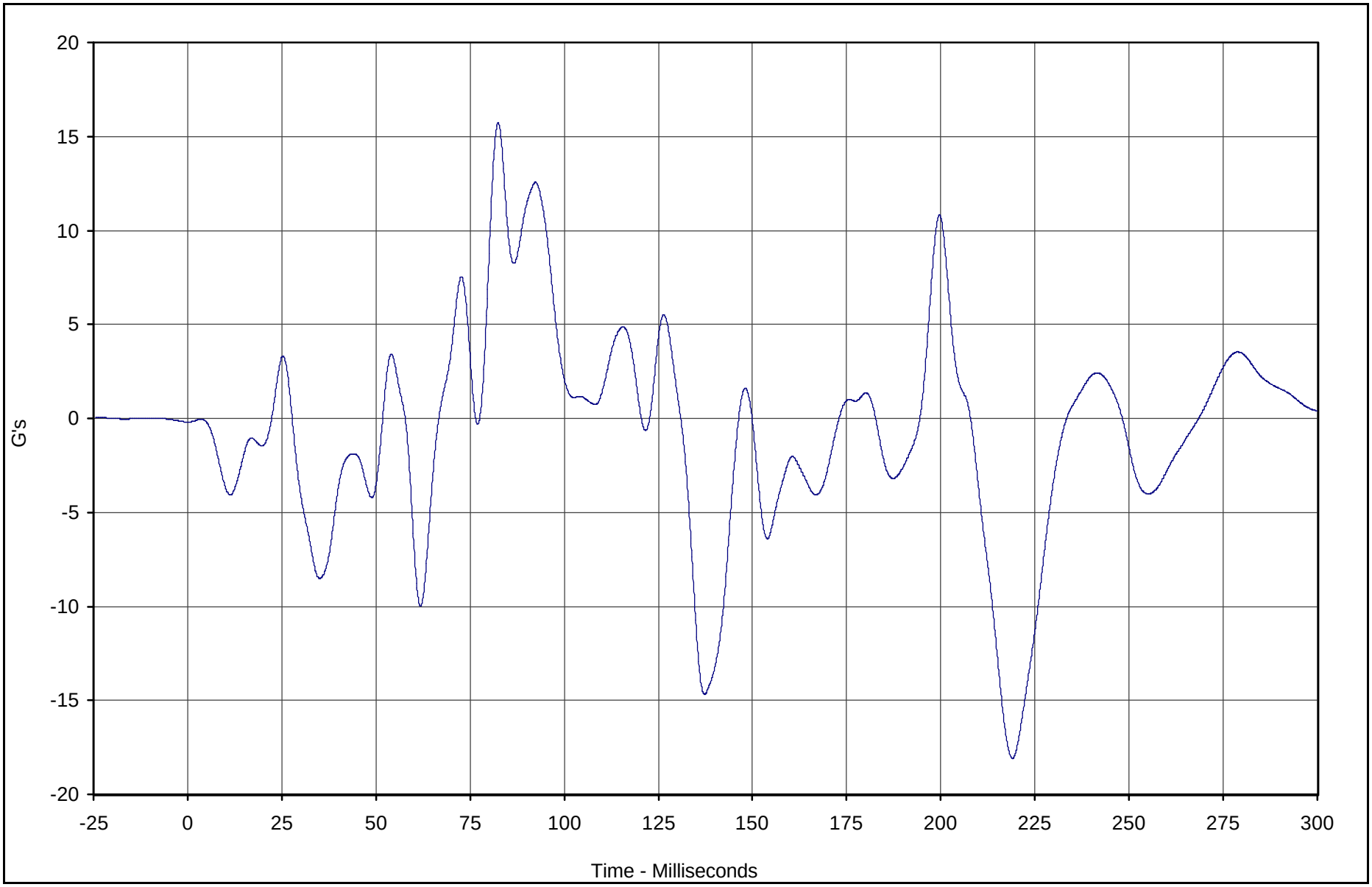

Curve Description	CURNO	Type	Units	Max	Time	Min	Time	SAE Class
Left Rear (3 Yr.) Car Seat Z	159	FIL	G's	15.7	82.5	-18.1	219.0	60

Test Vehicle: 2004 Lexus RX330 SUV

Test Program: 2003 NHTSA 35mph NCAP

Test Date: 8/28/03

NHTSA No.: M45101

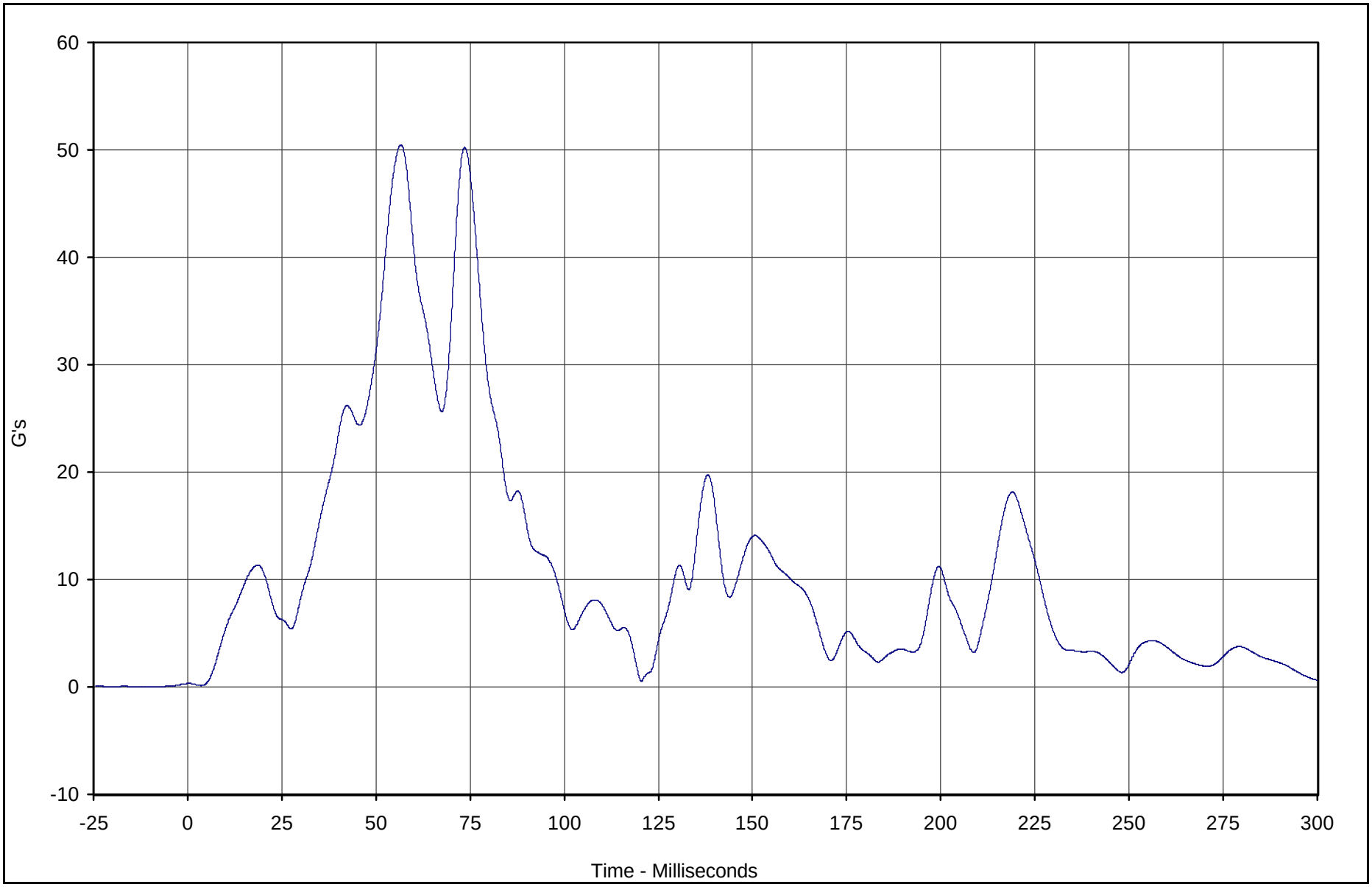

Curve Description	CURNO	Type	Units	Max	Time	Min	Time	SAE Class
Left Rear (3 Yr.) Car Seat Resultant	157	RES	G's	50.5	56.6	0.1	3.5	60

Test Vehicle: 2004 Lexus RX330 SUV

Test Date: 8/28/03

Test Program: 2003 NHTSA 35mph NCAP

NHTSA No.: M45101

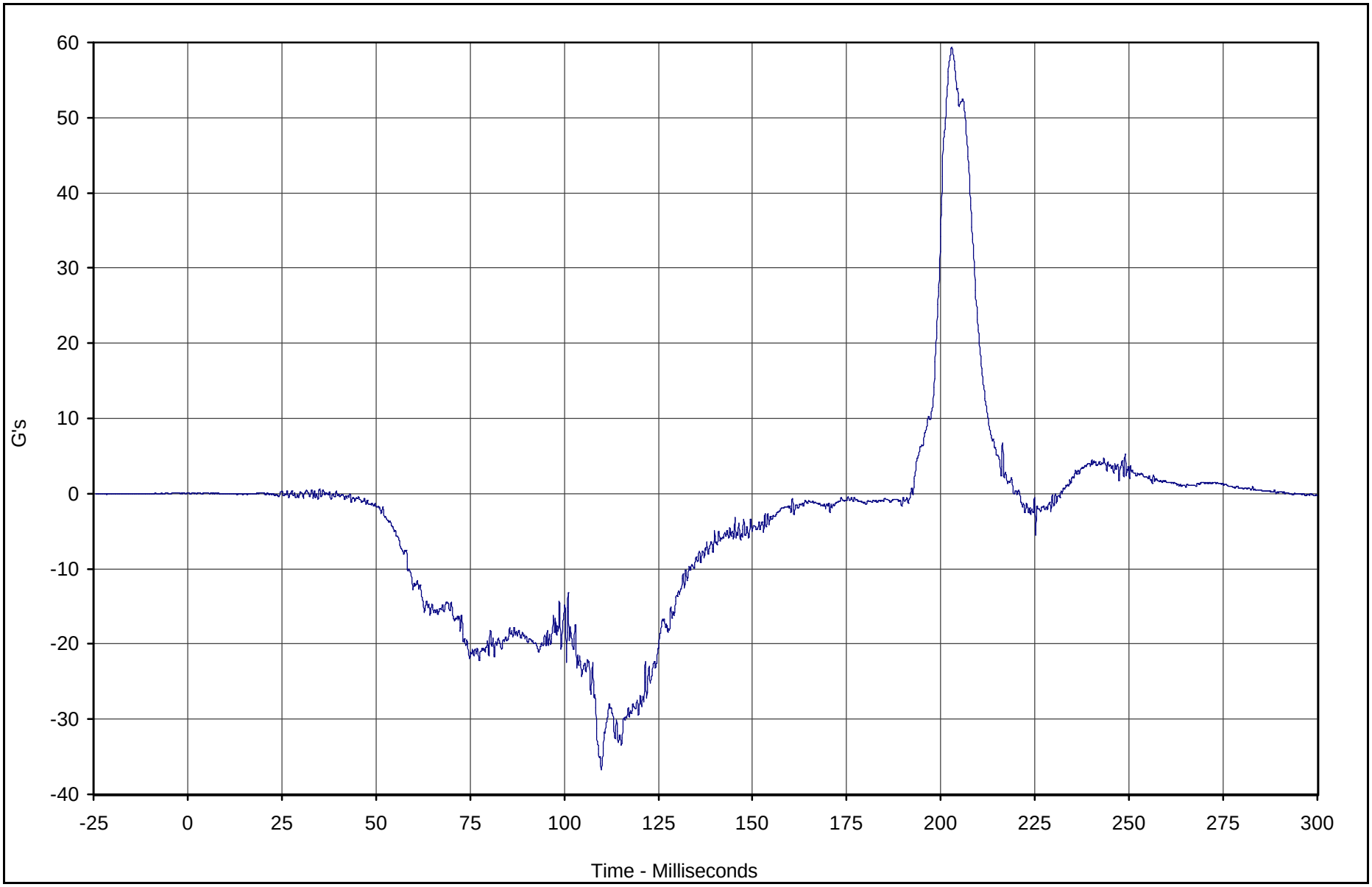

Curve Description	CURNO	Type	Units	Max	Time	Min	Time	SAE Class
Right Rear (3 Yr.) Head X	160	FIL	G's	59.3	202.9	-36.7	109.9	1000

Test Vehicle: 2004 Lexus RX330 SUV

Test Date: 8/28/03

Test Program: 2003 NHTSA 35mph NCAP

NHTSA No.: M45101

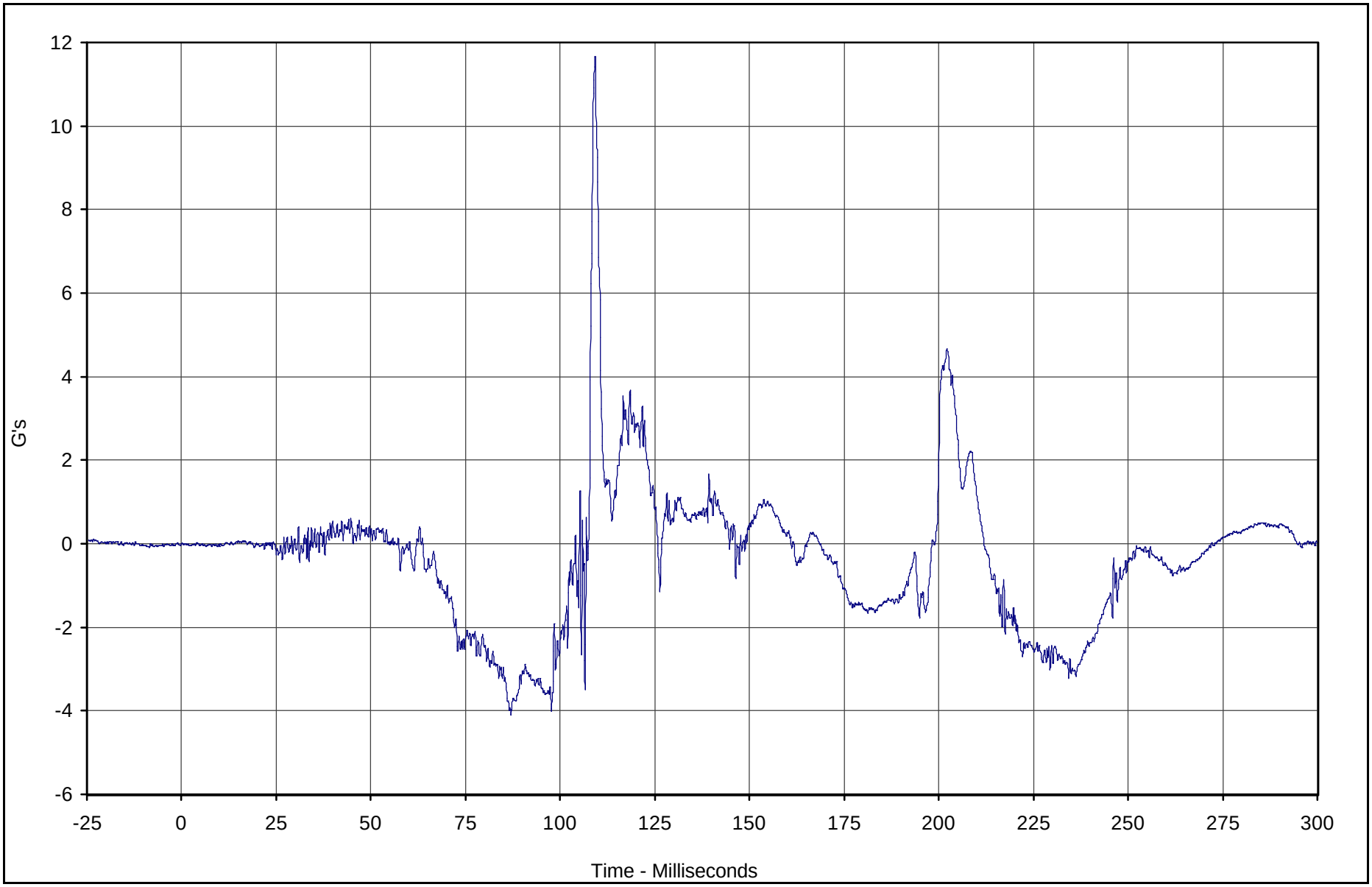

Curve Description	CURNO	Type	Units	Max	Time	Min	Time	SAE Class
Right Rear (3 Yr.) Head Y	161	FIL	G's	11.7	109.2	-4.1	87.1	1000

Test Vehicle: 2004 Lexus RX330 SUV

Test Date: 8/28/03

Test Program: 2003 NHTSA 35mph NCAP

NHTSA No.: M45101

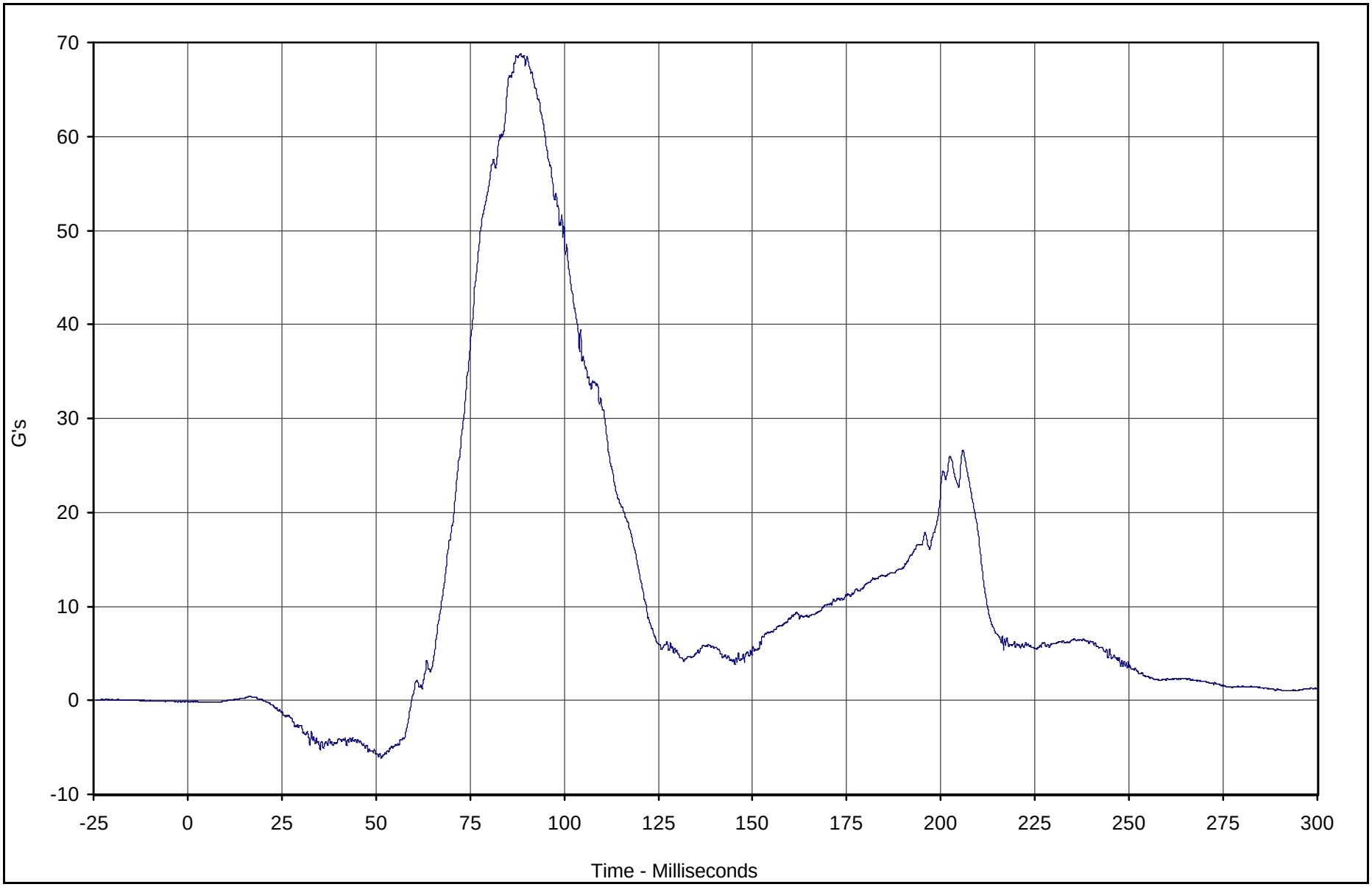

Curve Description	CURNO	Type	Units	Max	Time	Min	Time	SAE Class
Right Rear (3 Yr.) Head Z	162	FIL	G's	68.8	88.4	-6.2	51.4	1000

Test Vehicle: 2004 Lexus RX330 SUV

Test Date: 8/28/03

Test Program: 2003 NHTSA 35mph NCAP

NHTSA No.: M45101

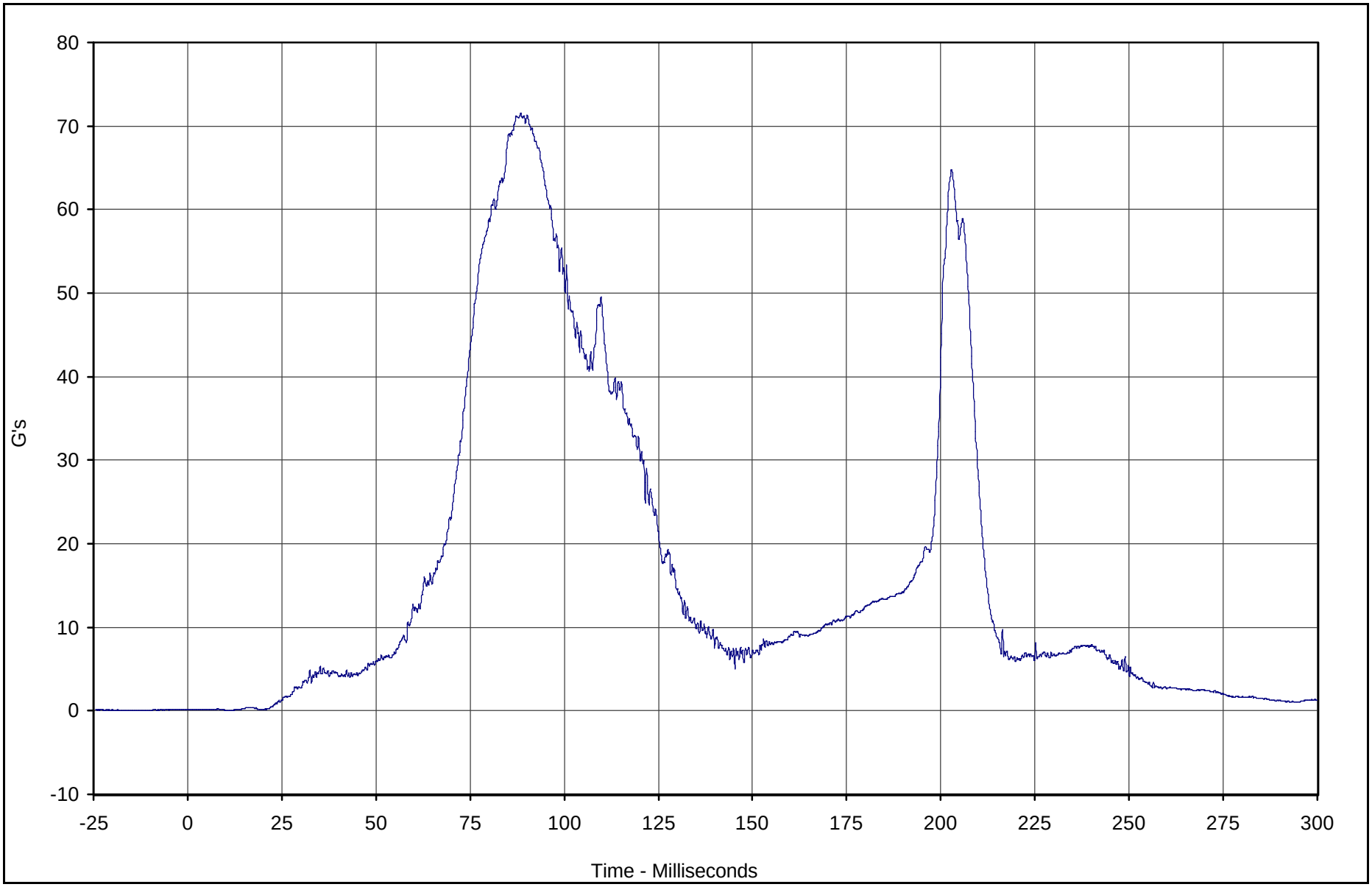

Curve Description	CURNO	Type	Units	Max	Time	Min	Time	SAE Class
Right Rear (3 Yr.) Head Resultant	160	RES	G's	71.5	88.5	0.0	11.8	1000

Test Vehicle: 2004 Lexus RX330 SUV

Test Date: 8/28/03

Test Program: 2003 NHTSA 35mph NCAP

NHTSA No.: M45101

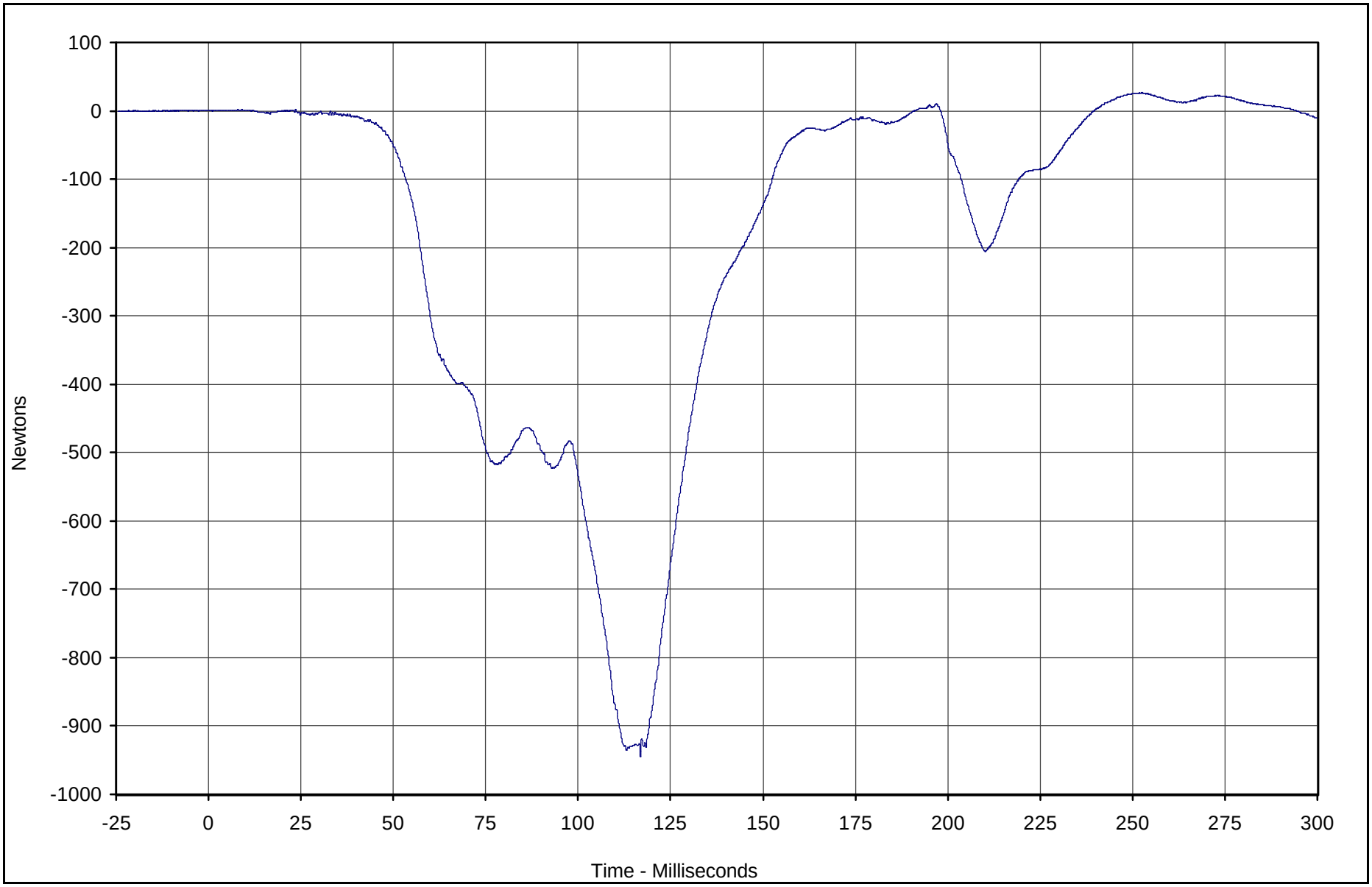

Curve Description	CURNO	Type	Units	Max	Time	Min	Time	SAE Class
Right Rear (3 Yr.) Upper Neck Force X	163	FIL	Newtons	26.4	252.5	-945.2	116.9	1000

Test Vehicle: 2004 Lexus RX330 SUV

Test Date: 8/28/03

Test Program: 2003 NHTSA 35mph NCAP

NHTSA No.: M45101

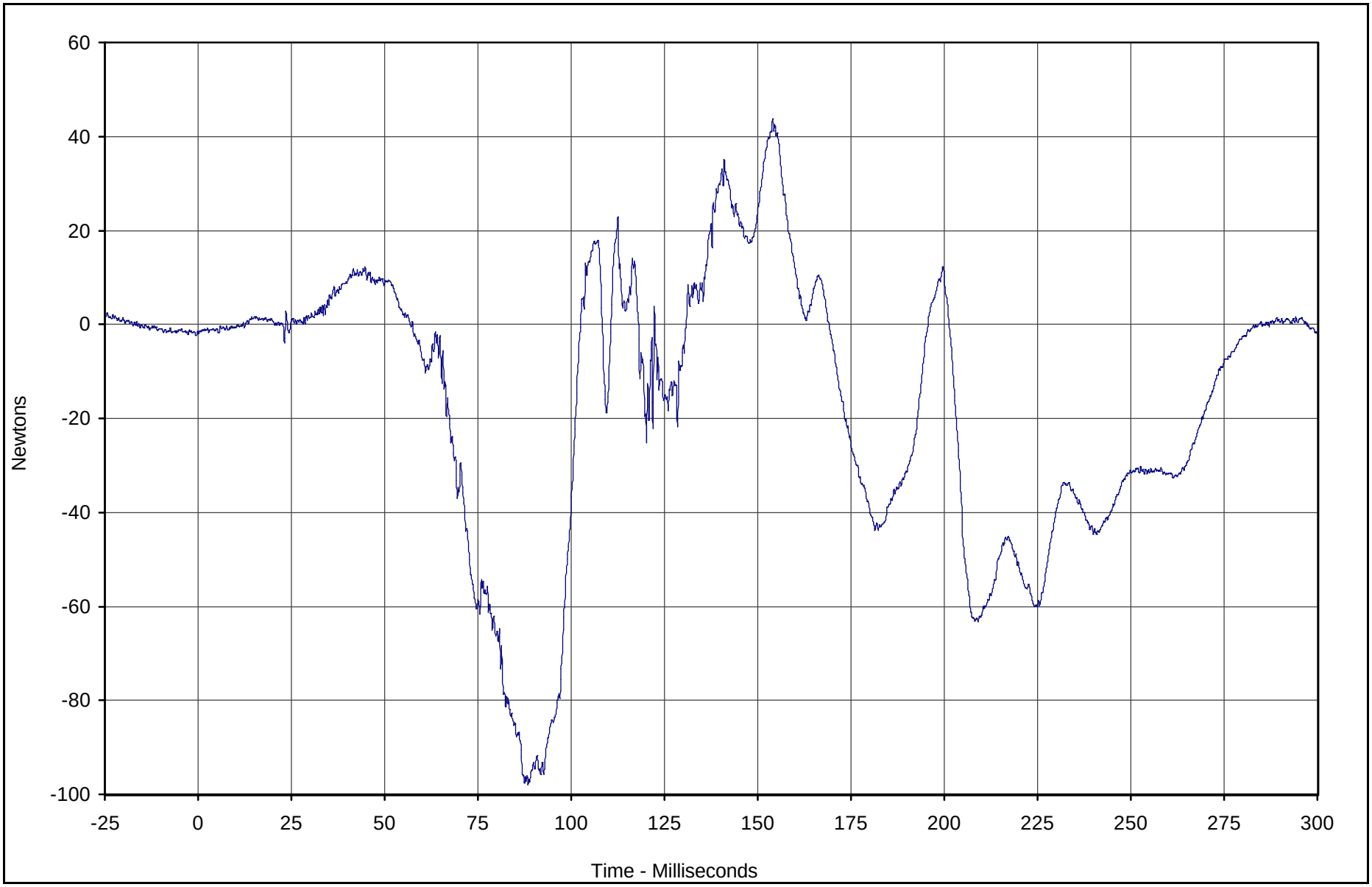

Curve Description	CURNO	Type	Units	Max	Time	Min	Time	SAE Class
Right Rear (3 Yr.) Upper Neck Force Y	164	FIL	Newtons	43.9	154.1	-98.1	88.5	1000

KARCO Engineering

Test Vehicle: 2004 Lexus RX330 SUV

Test Date: 8/28/03

Test Program: 2003 NHTSA 35mph NCAP

NHTSA No.: M45101

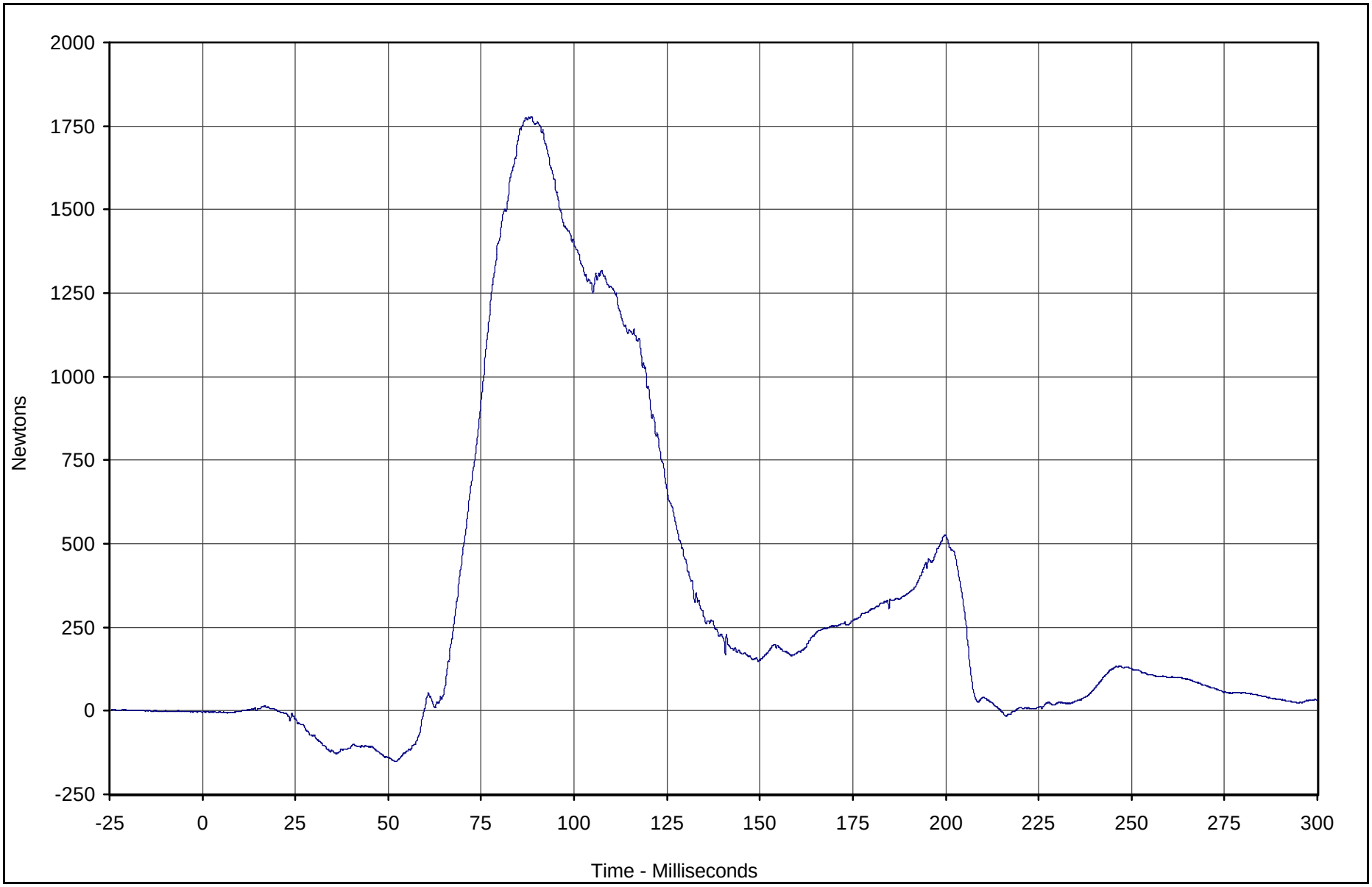

Curve Description	CURNO	Type	Units	Max	Time	Min	Time	SAE Class
Right Rear (3 Yr.) Upper Neck Force Z	165	FIL	Newtons	1778.4	88.4	-152.6	52.0	1000

Test Vehicle: 2004 Lexus RX330 SUV

Test Date: 8/28/03

Test Program: 2003 NHTSA 35mph NCAP

NHTSA No.: M45101

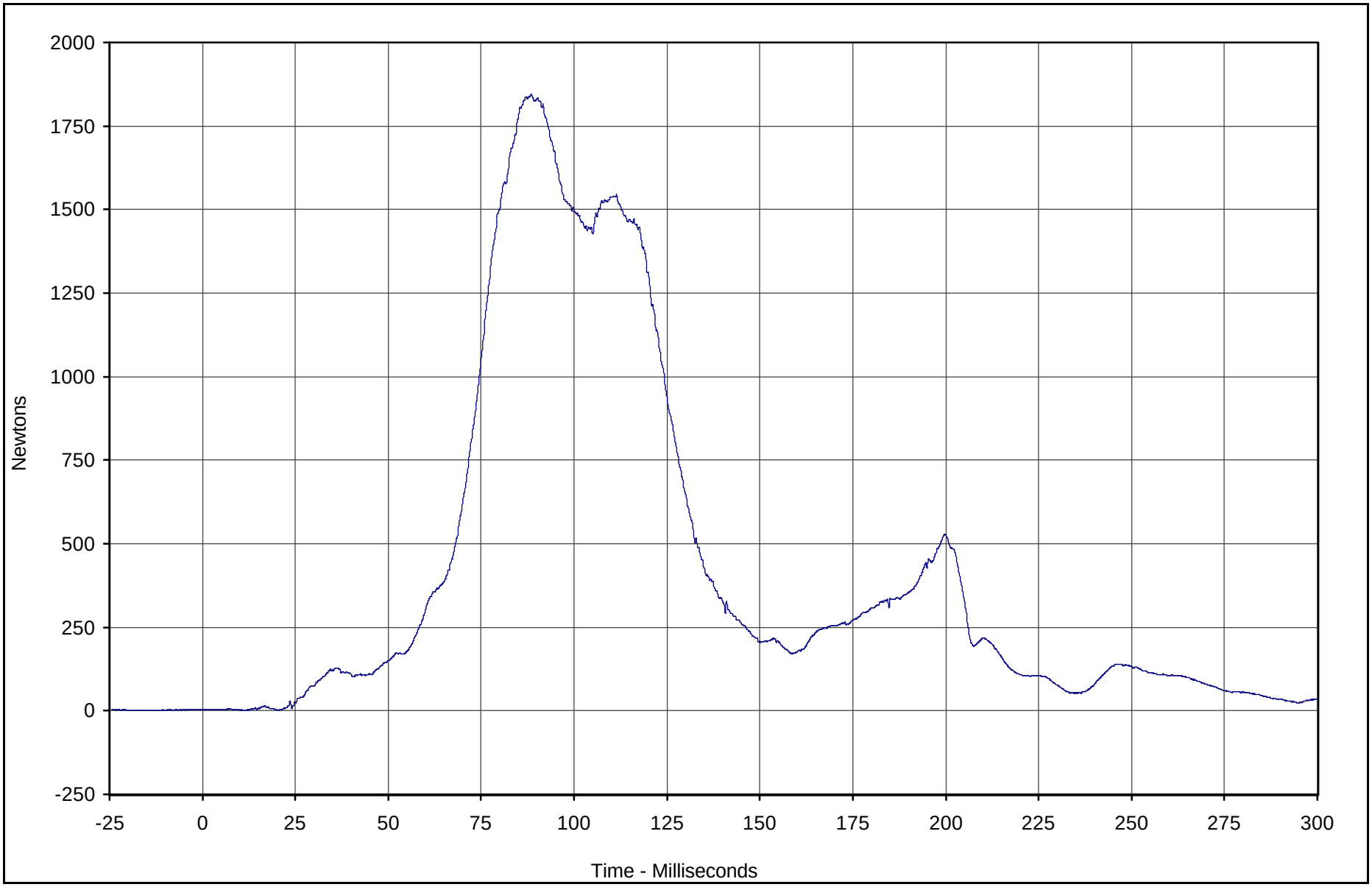

Curve Description	CURNO	Type	Units	Max	Time	Min	Time	SAE Class
Right Rear (3 Yr.) Upper Neck Force Res.	163	RES	Newtons	1843.9	88.5	0.5	11.4	1000

Test Vehicle: 2004 Lexus RX330 SUV

Test Date: 8/28/03

Test Program: 2003 NHTSA 35mph NCAP

NHTSA No.: M45101

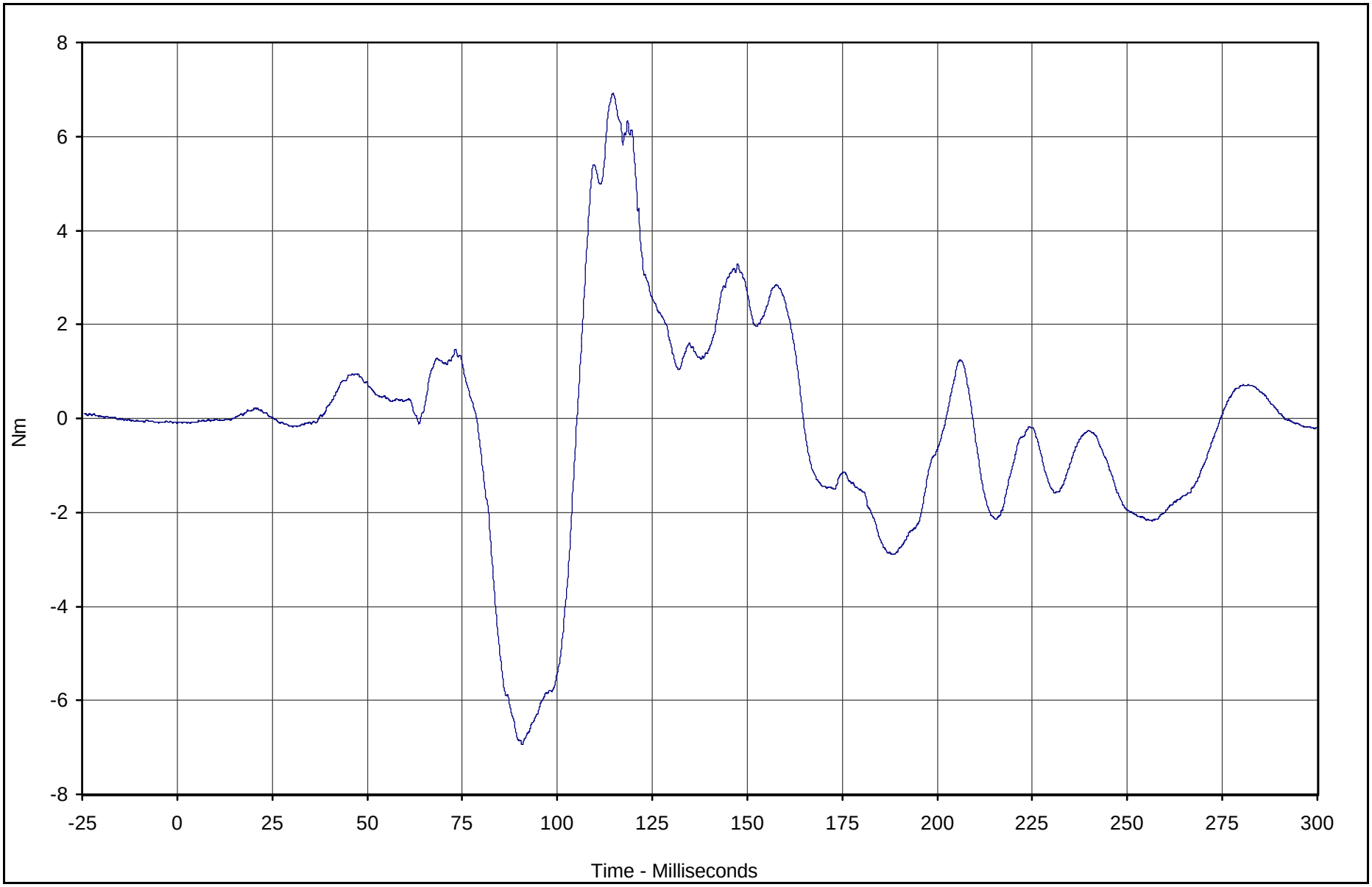

Curve Description	CURNO	Type	Units	Max	Time	Min	Time	SAE Class
Right Rear (3 Yr.) Upper Neck Moment X	166	FIL	Nm	6.9	114.6	-6.9	90.8	600

Test Vehicle: 2004 Lexus RX330 SUV

Test Date: 8/28/03

Test Program: 2003 NHTSA 35mph NCAP

NHTSA No.: M45101

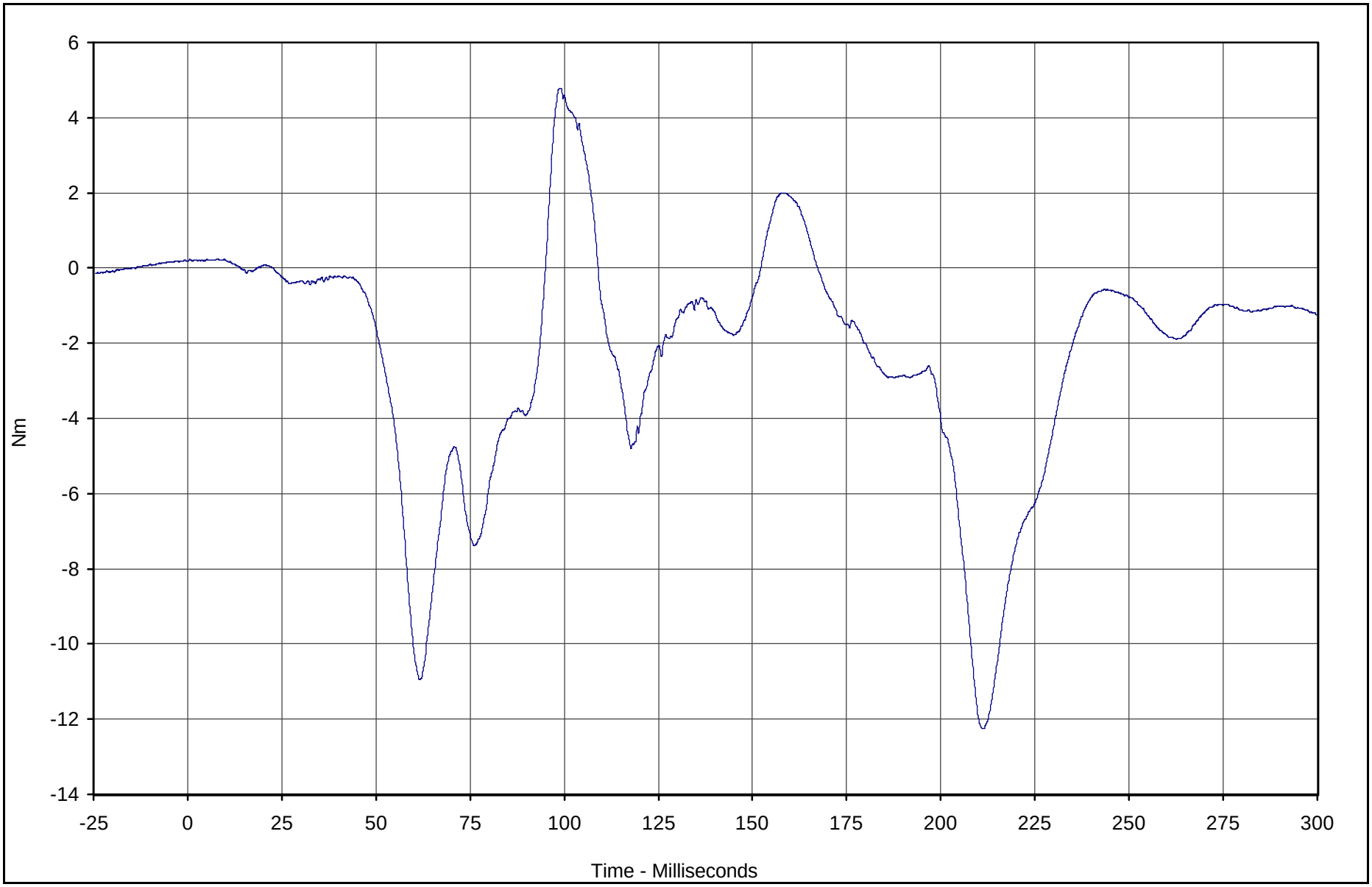

Curve Description	CURNO	Type	Units	Max	Time	Min	Time	SAE Class
Right Rear (3 Yr.) Upper Neck Moment Y	167	FIL	Nm	4.8	98.7	-12.2	211.4	600

Test Vehicle: 2004 Lexus RX330 SUV

Test Date: 8/28/03

Test Program: 2003 NHTSA 35mph NCAP

NHTSA No.: M45101

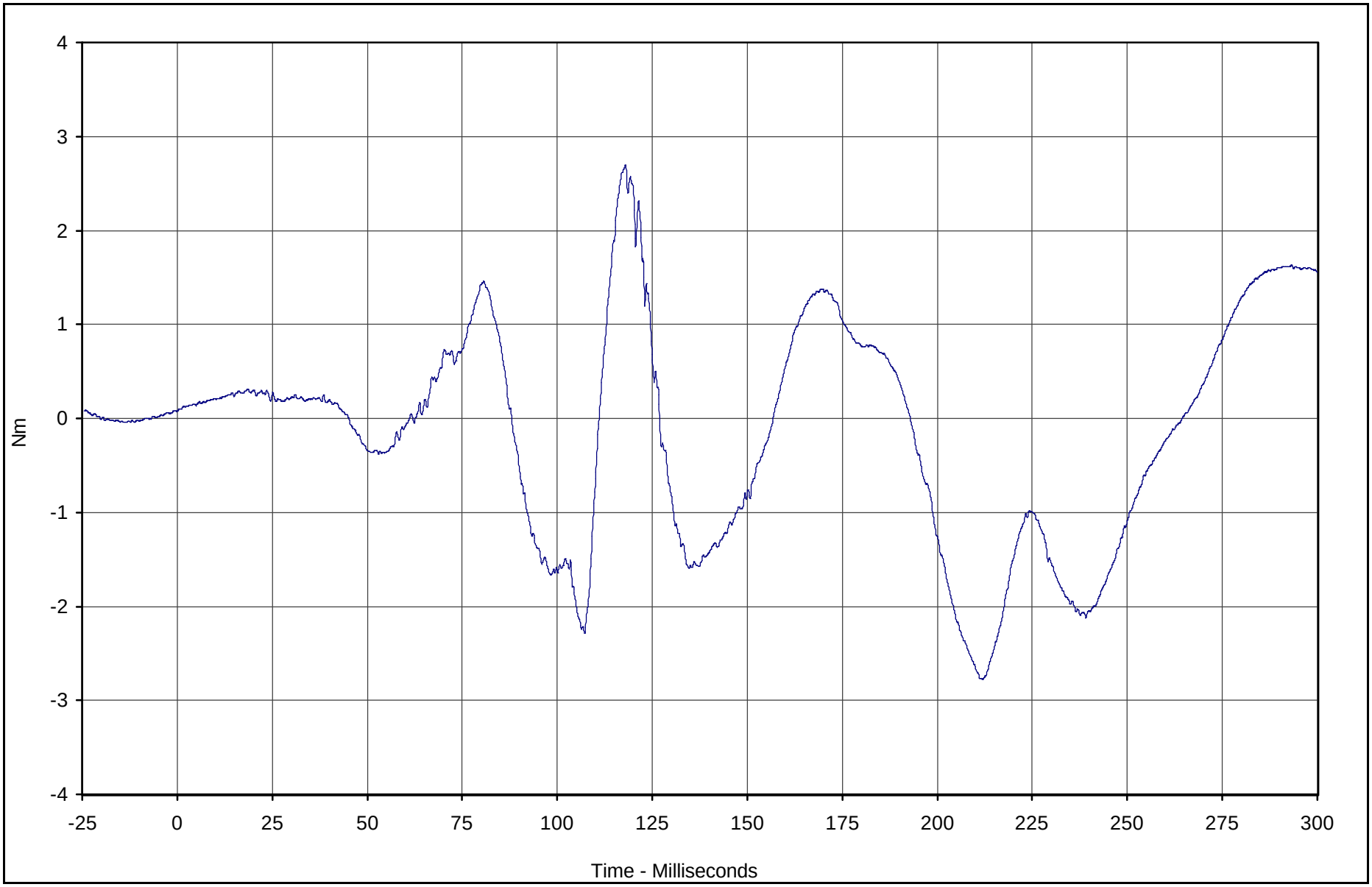

Curve Description	CURNO	Type	Units	Max	Time	Min	Time	SAE Class
Right Rear (3 Yr.) Upper Neck Moment Z	168	FIL	Nm	2.7	118.0	-2.8	211.9	600

Test Vehicle: 2004 Lexus RX330 SUV

Test Date: 8/28/03

Test Program: 2003 NHTSA 35mph NCAP

NHTSA No.: M45101

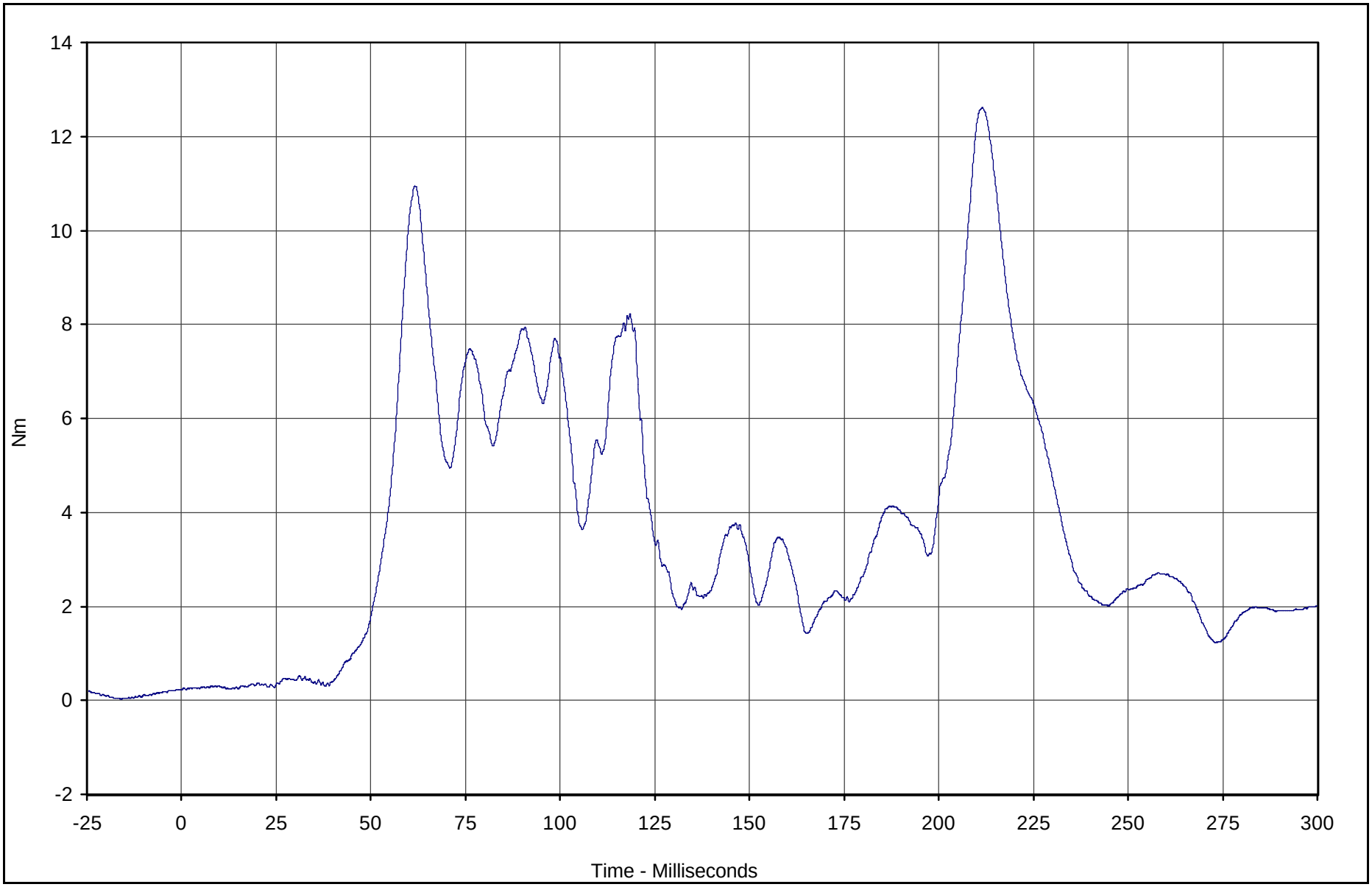

Curve Description	CURNO	Type	Units	Max	Time	Min	Time	SAE Class
Right Rear (3 Yr.) Upper Neck Mom Res.	166	RES	Nm	12.6	211.5	0.2	0.0	600

Test Vehicle: 2004 Lexus RX330 SUV

Test Date: 8/28/03

Test Program: 2003 NHTSA 35mph NCAP

NHTSA No.: M45101

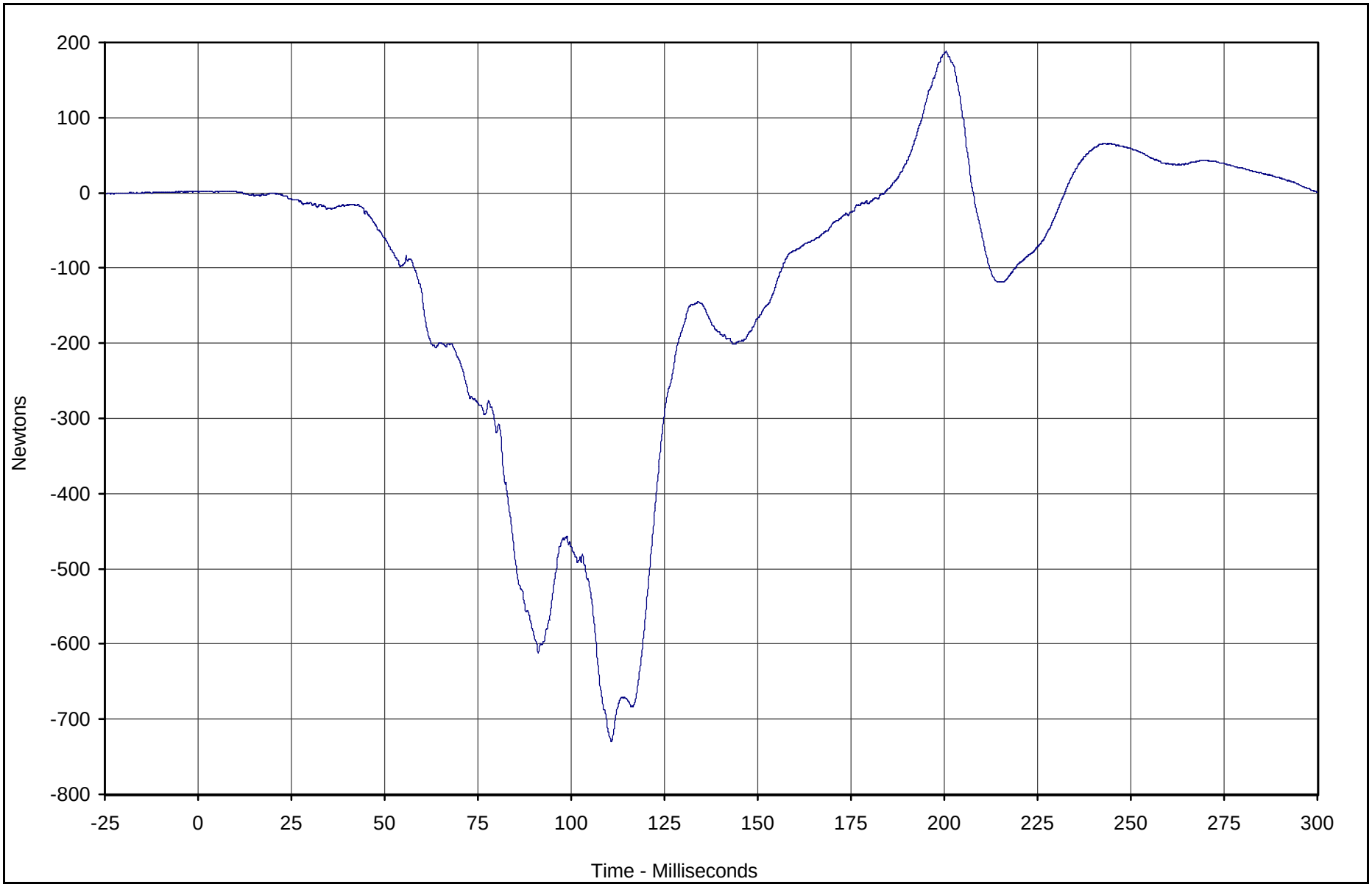

Curve Description	CURNO	Type	Units	Max	Time	Min	Time	SAE Class
Right Rear (3 Yr.) Lower Neck Force X	169	FIL	Newtons	188.2	200.5	-729.2	110.8	1000

Test Vehicle: 2004 Lexus RX330 SUV

Test Date: 8/28/03

Test Program: 2003 NHTSA 35mph NCAP

NHTSA No.: M45101

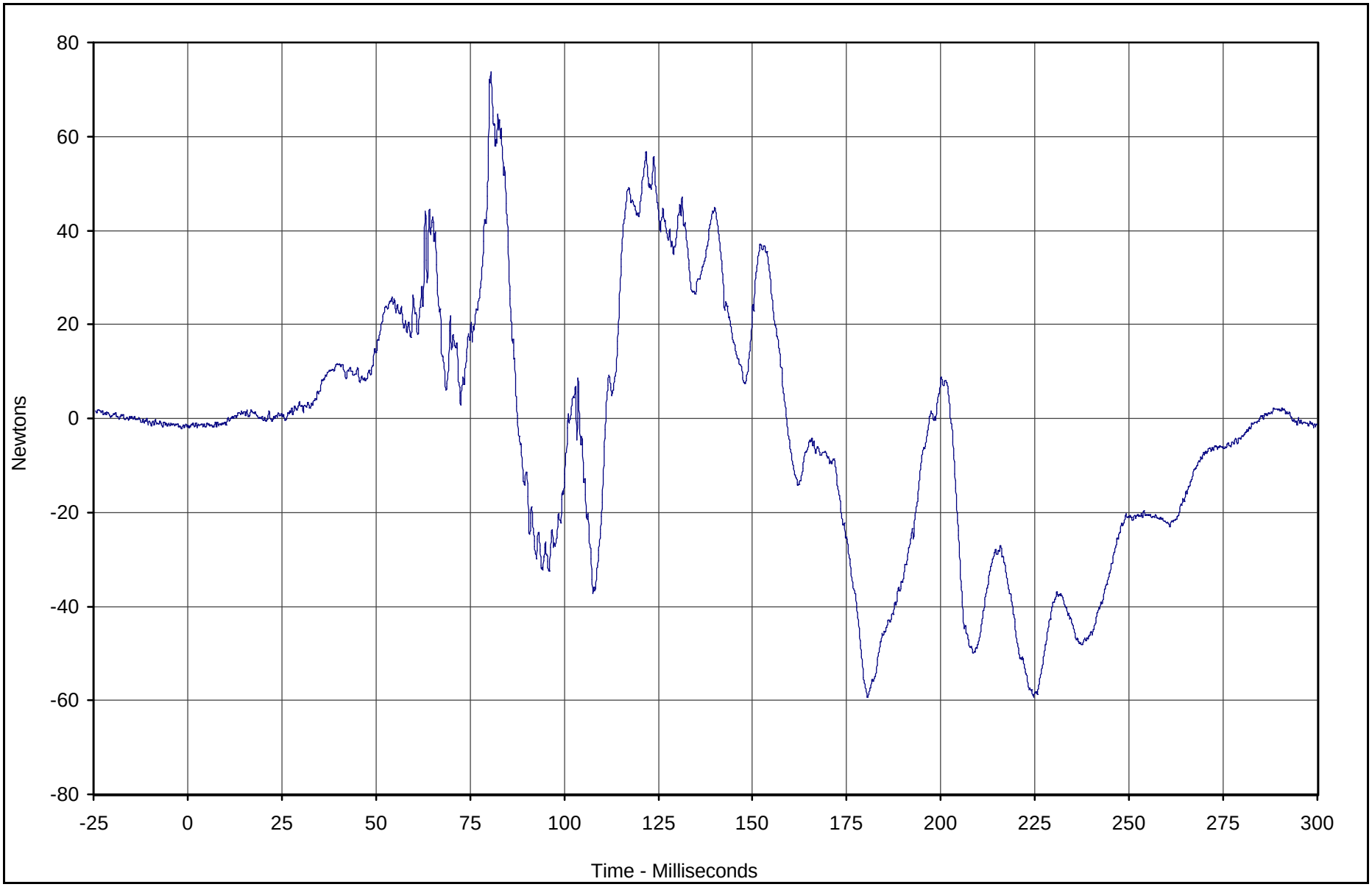

Curve Description	CURNO	Type	Units	Max	Time	Min	Time	SAE Class
Right Rear (3 Yr.) Lower Neck Force Y	170	FIL	Newtons	73.7	80.6	-59.4	180.6	1000

Test Vehicle: 2004 Lexus RX330 SUV

Test Date: 8/28/03

Test Program: 2003 NHTSA 35mph NCAP

NHTSA No.: M45101

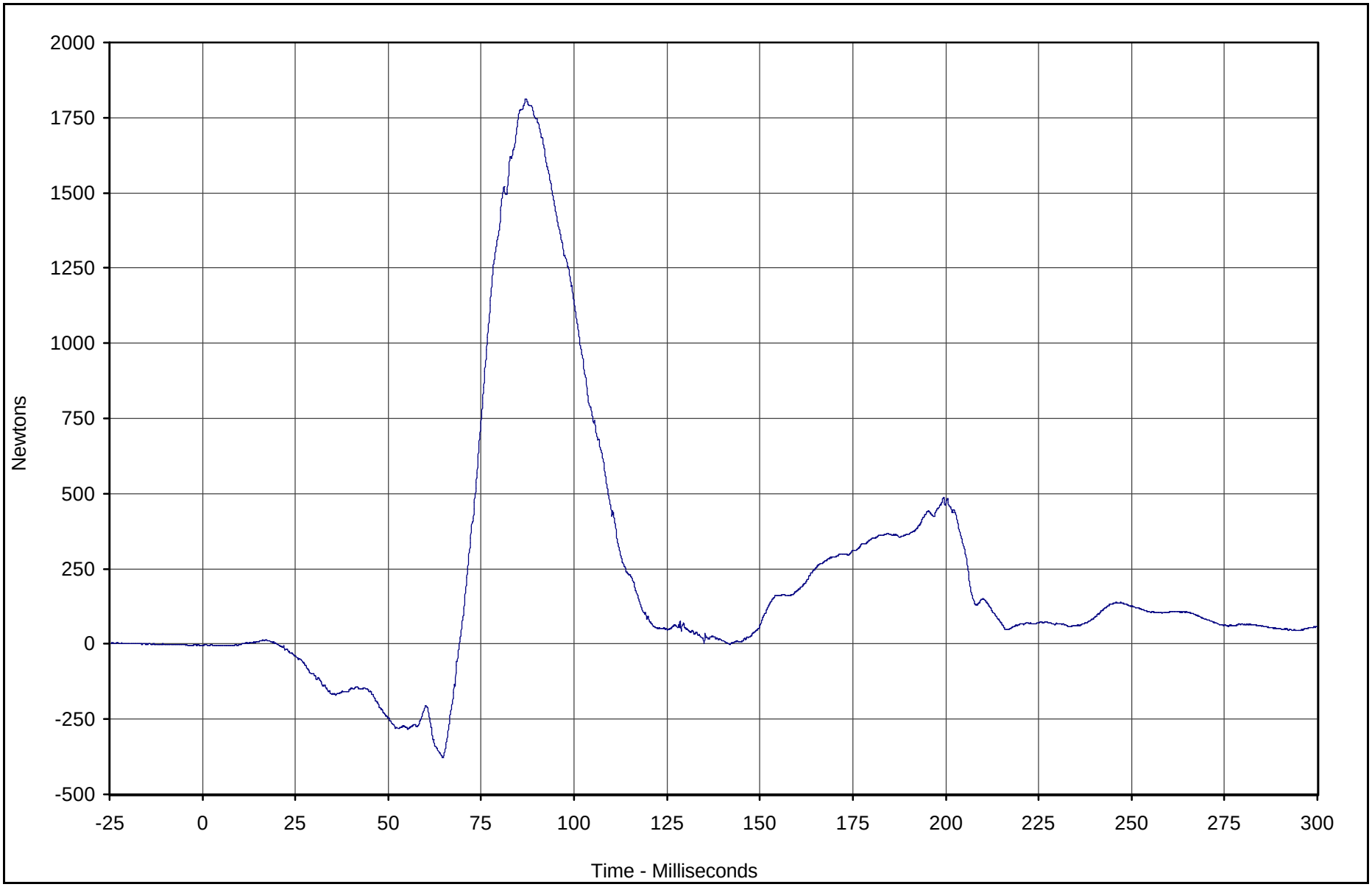

Curve Description	CURNO	Type	Units	Max	Time	Min	Time	SAE Class
Right Rear (3 Yr.) Lower Neck Force Z	171	FIL	Newtons	1813.5	87.0	-378.9	64.7	1000

Test Vehicle: 2004 Lexus RX330 SUV

Test Date: 8/28/03

Test Program: 2003 NHTSA 35mph NCAP

NHTSA No.: M45101

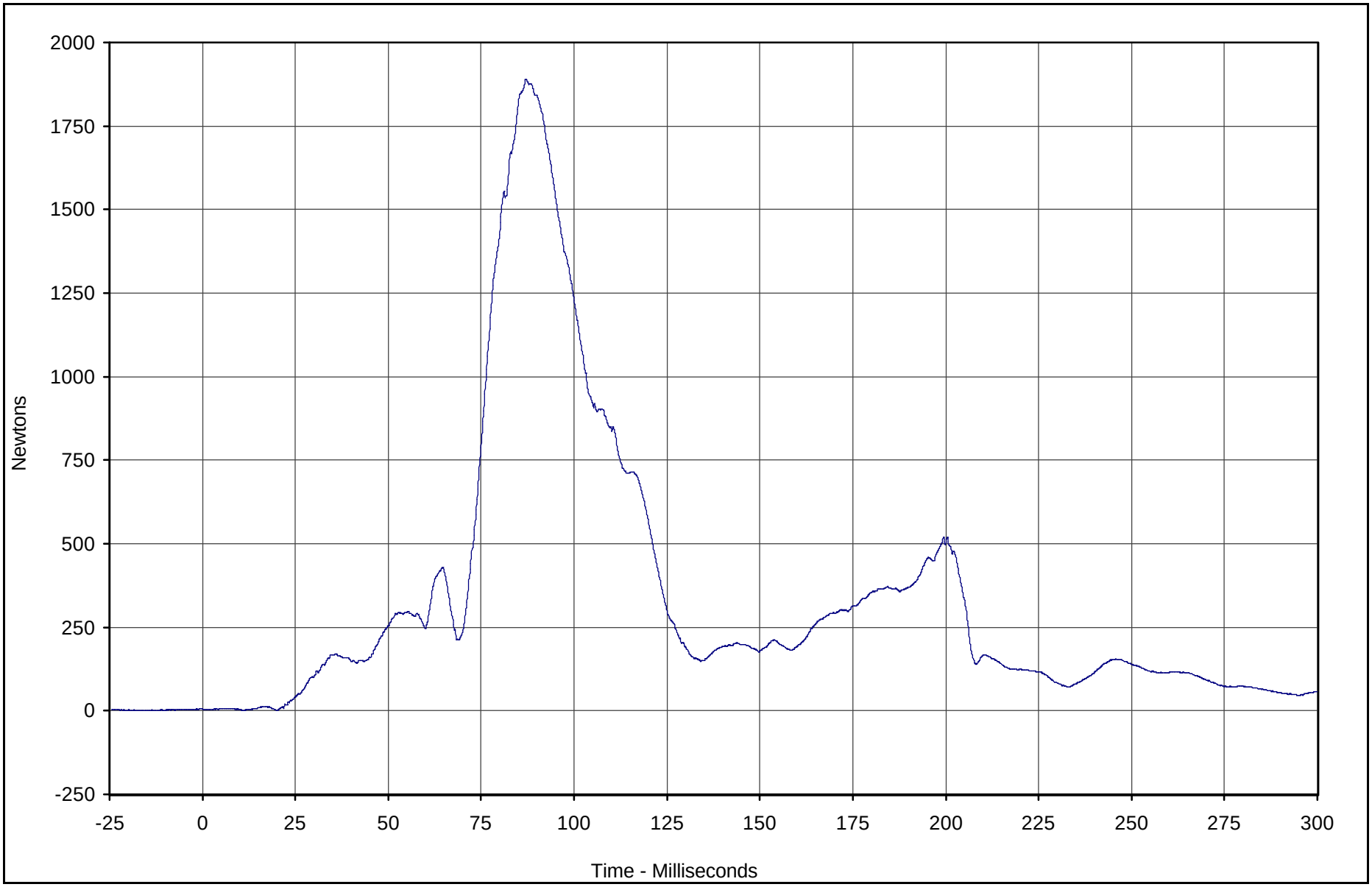

Curve Description	CURNO	Type	Units	Max	Time	Min	Time	SAE Class
Right Rear (3 Yr.) Lower Neck Force Res.	169	RES	Newtons	1889.8	87.1	0.9	19.9	1000

Test Vehicle: 2004 Lexus RX330 SUV

Test Date: 8/28/03

Test Program: 2003 NHTSA 35mph NCAP

NHTSA No.: M45101

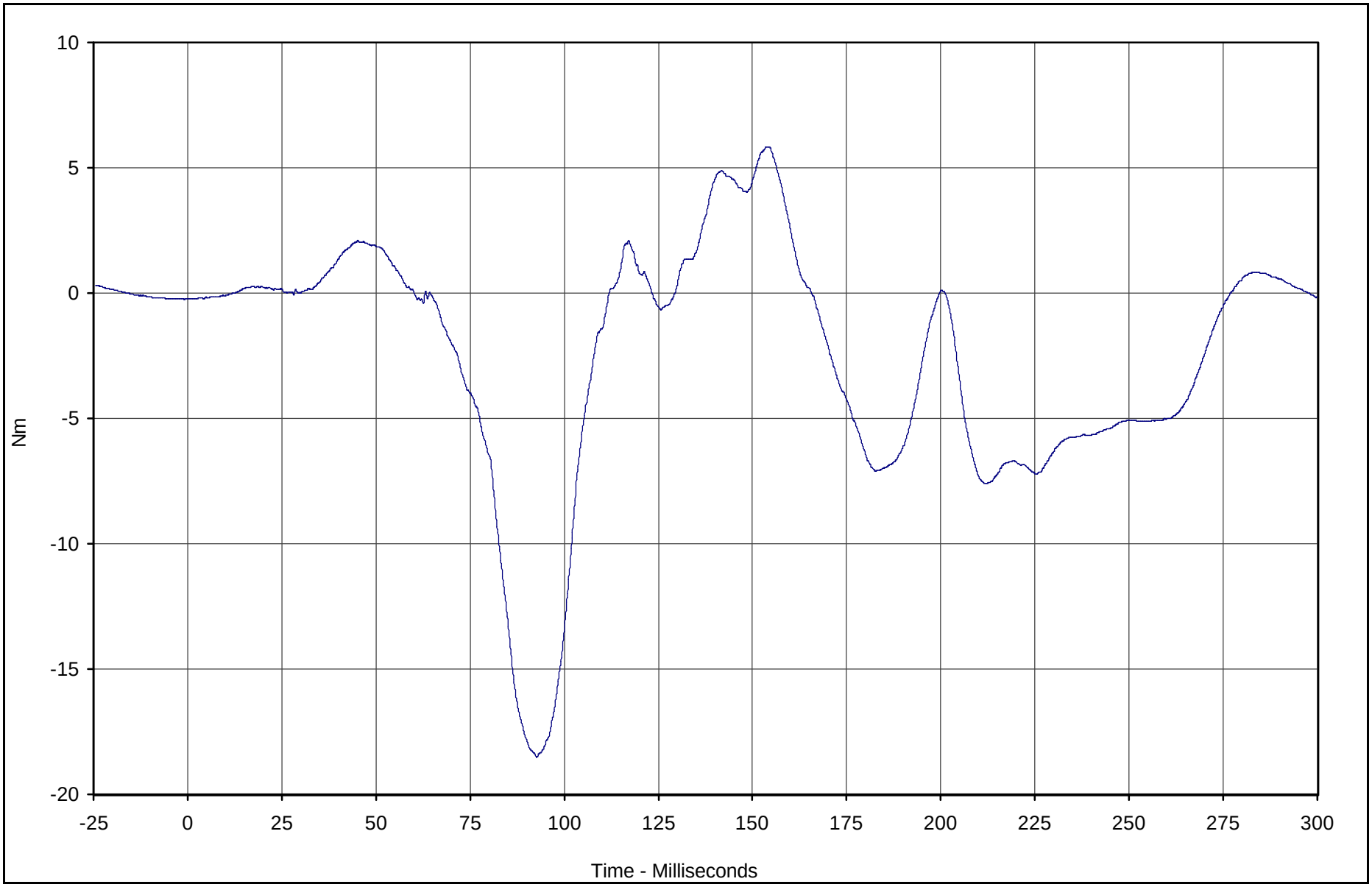

Curve Description	CURNO	Type	Units	Max	Time	Min	Time	SAE Class
Right Rear (3 Yr.) Lower Neck Moment X	172	FIL	Nm	5.8	153.8	-18.5	92.7	600

Test Vehicle: 2004 Lexus RX330 SUV

Test Date: 8/28/03

Test Program: 2003 NHTSA 35mph NCAP

NHTSA No.: M45101

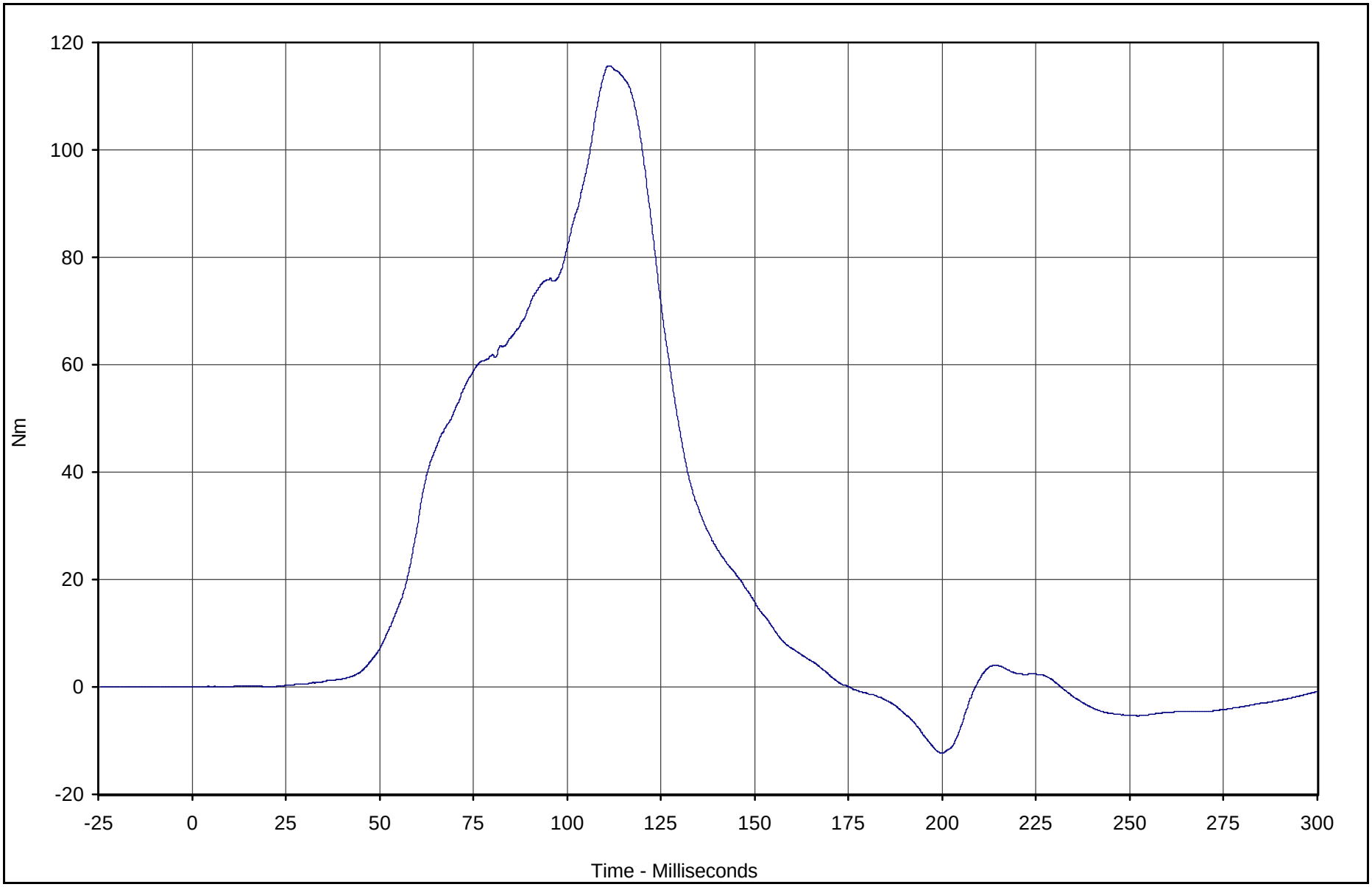

Curve Description	CURNO	Type	Units	Max	Time	Min	Time	SAE Class
Right Rear (3 Yr.) Lower Neck Moment Y	173	FIL	Nm	115.6	111.0	-12.3	200.0	600

Test Vehicle: 2004 Lexus RX330 SUV

Test Date: 8/28/03

Test Program: 2003 NHTSA 35mph NCAP

NHTSA No.: M45101

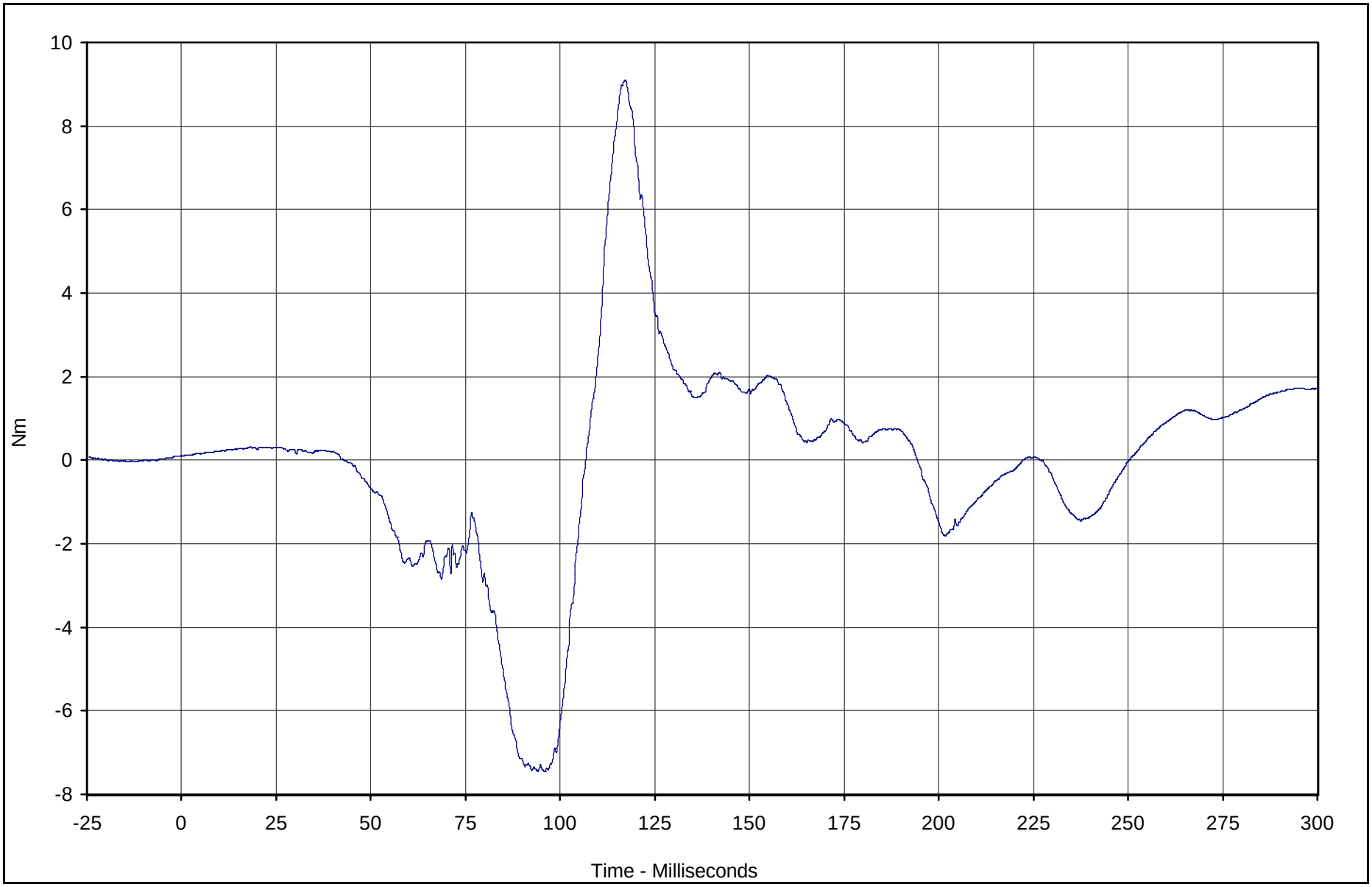

Curve Description	CURNO	Type	Units	Max	Time	Min	Time	SAE Class
Right Rear (3 Yr.) Lower Neck Moment Z	174	FIL	Nm	9.1	117.2	-7.5	95.9	600

Test Vehicle: 2004 Lexus RX330 SUV

Test Date: 8/28/03

Test Program: 2003 NHTSA 35mph NCAP

NHTSA No.: M45101

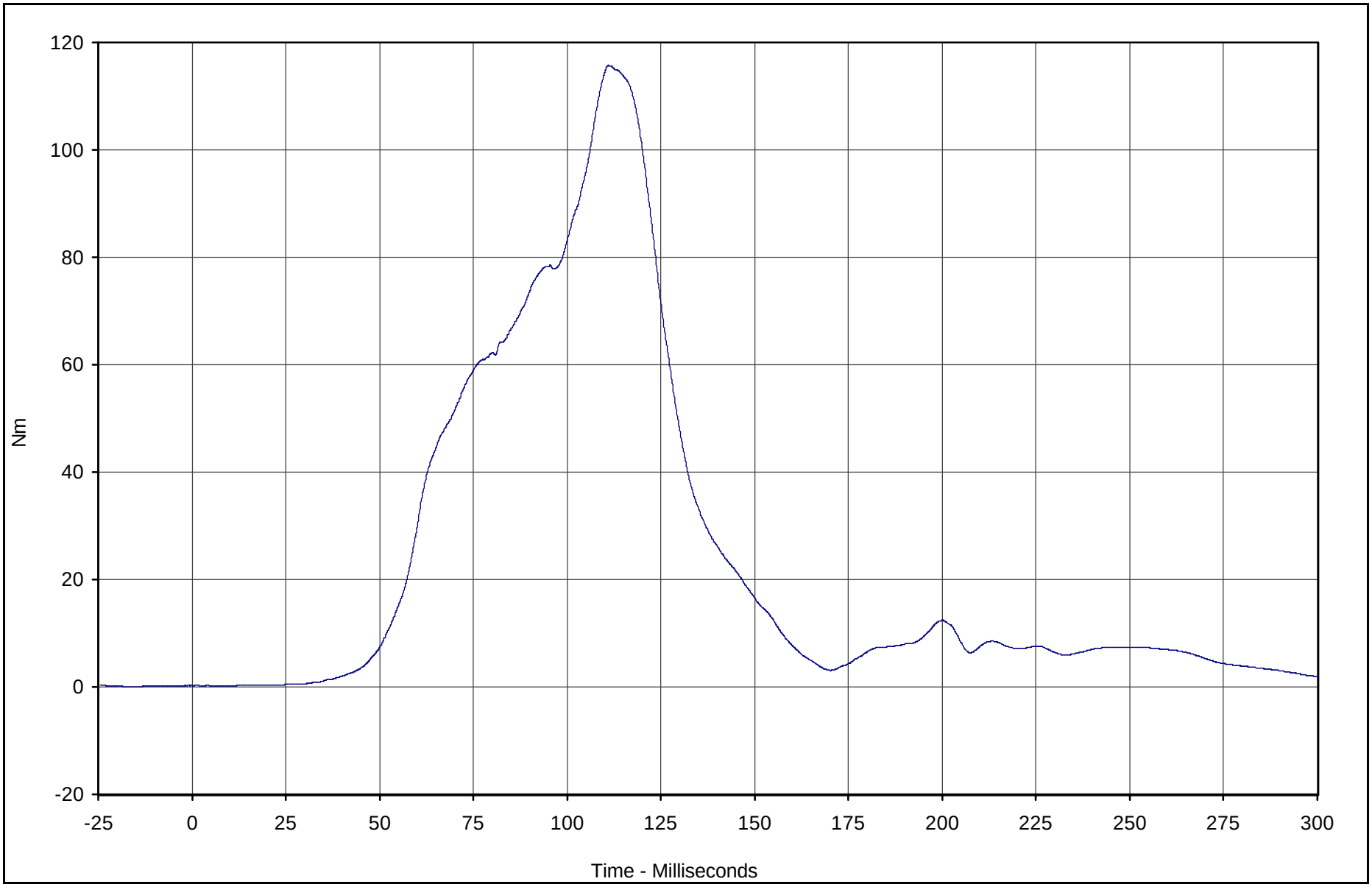

Curve Description	CURNO	Type	Units	Max	Time	Min	Time	SAE Class
Right Rear (3 Yr.) Lower Neck Mom Res.	172	RES	Nm	115.7	111.0	0.2	9.2	600

Test Vehicle: 2004 Lexus RX330 SUV

Test Date: 8/28/03

Test Program: 2003 NHTSA 35mph NCAP

NHTSA No.: M45101

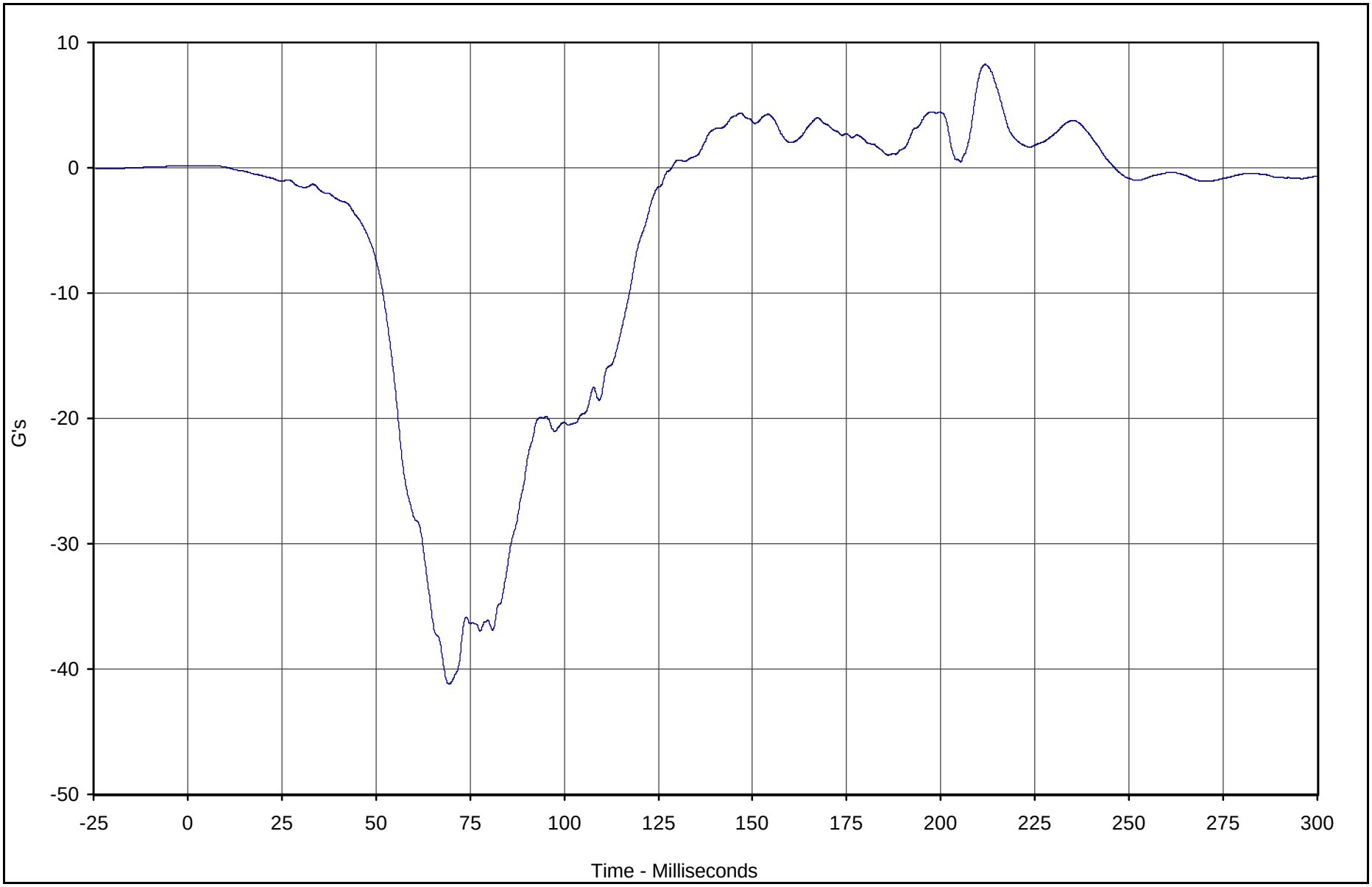

Curve Description	CURNO	Type	Units	Max	Time	Min	Time	SAE Class
Right Rear (3 Yr.) Chest X	175	FIL	G's	8.2	211.8	-41.2	69.4	180

Test Vehicle: 2004 Lexus RX330 SUV

Test Date: 8/28/03

Test Program: 2003 NHTSA 35mph NCAP

NHTSA No.: M45101

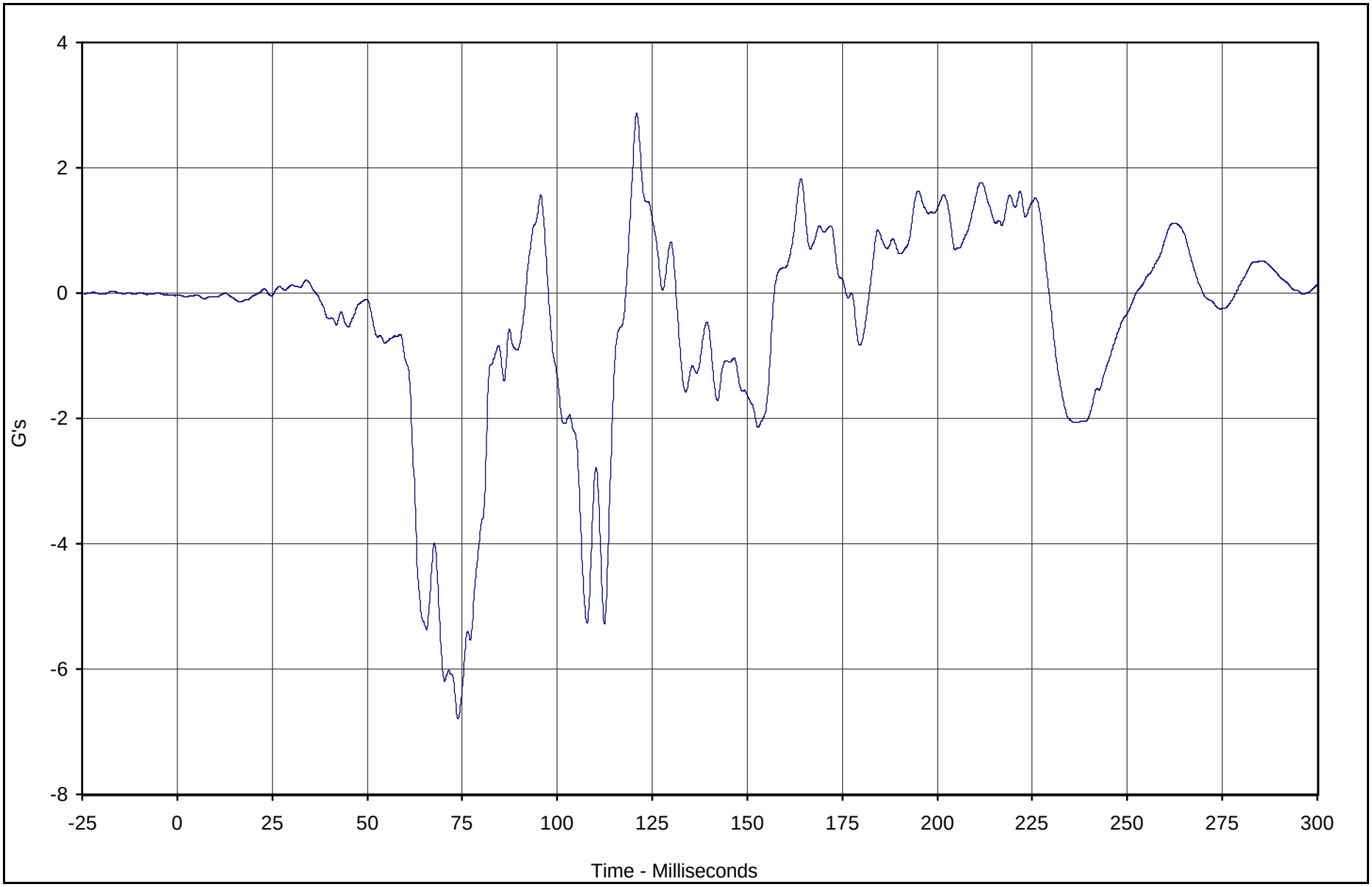

Curve Description	CURNO	Type	Units	Max	Time	Min	Time	SAE Class
Right Rear (3 Yr.) Chest Y	176	FIL	G's	2.9	120.9	-6.8	73.9	180

Test Vehicle: 2004 Lexus RX330 SUV

Test Program: 2003 NHTSA 35mph NCAP

Test Date: 8/28/03

NHTSA No.: M45101

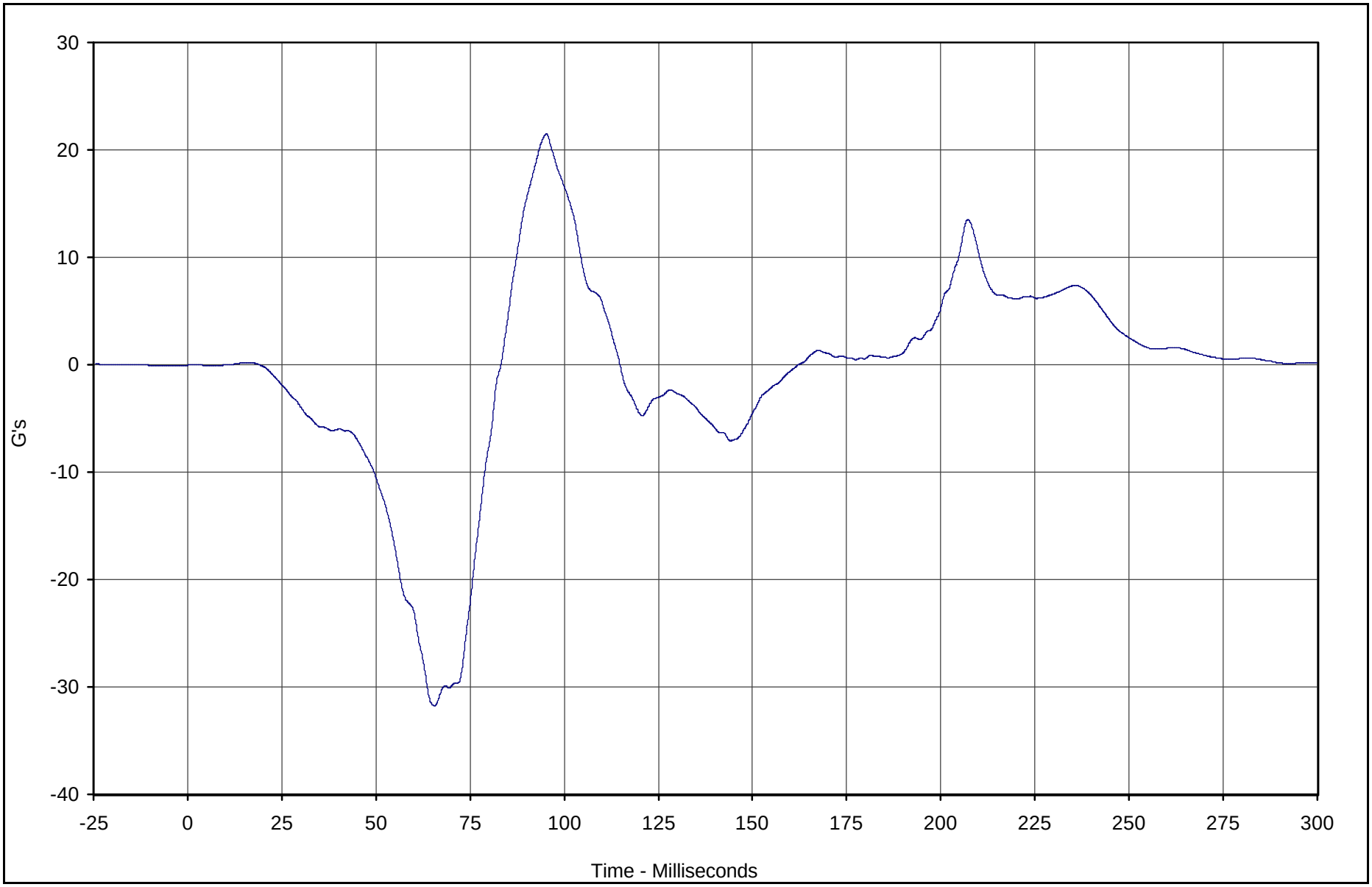

Curve Description	CURNO	Type	Units	Max	Time	Min	Time	SAE Class
Right Rear (3 Yr.) Chest Z	177	FIL	G's	21.5	95.3	-31.7	65.4	180

Test Vehicle: 2004 Lexus RX330 SUV

Test Date: 8/28/03

Test Program: 2003 NHTSA 35mph NCAP

NHTSA No.: M45101

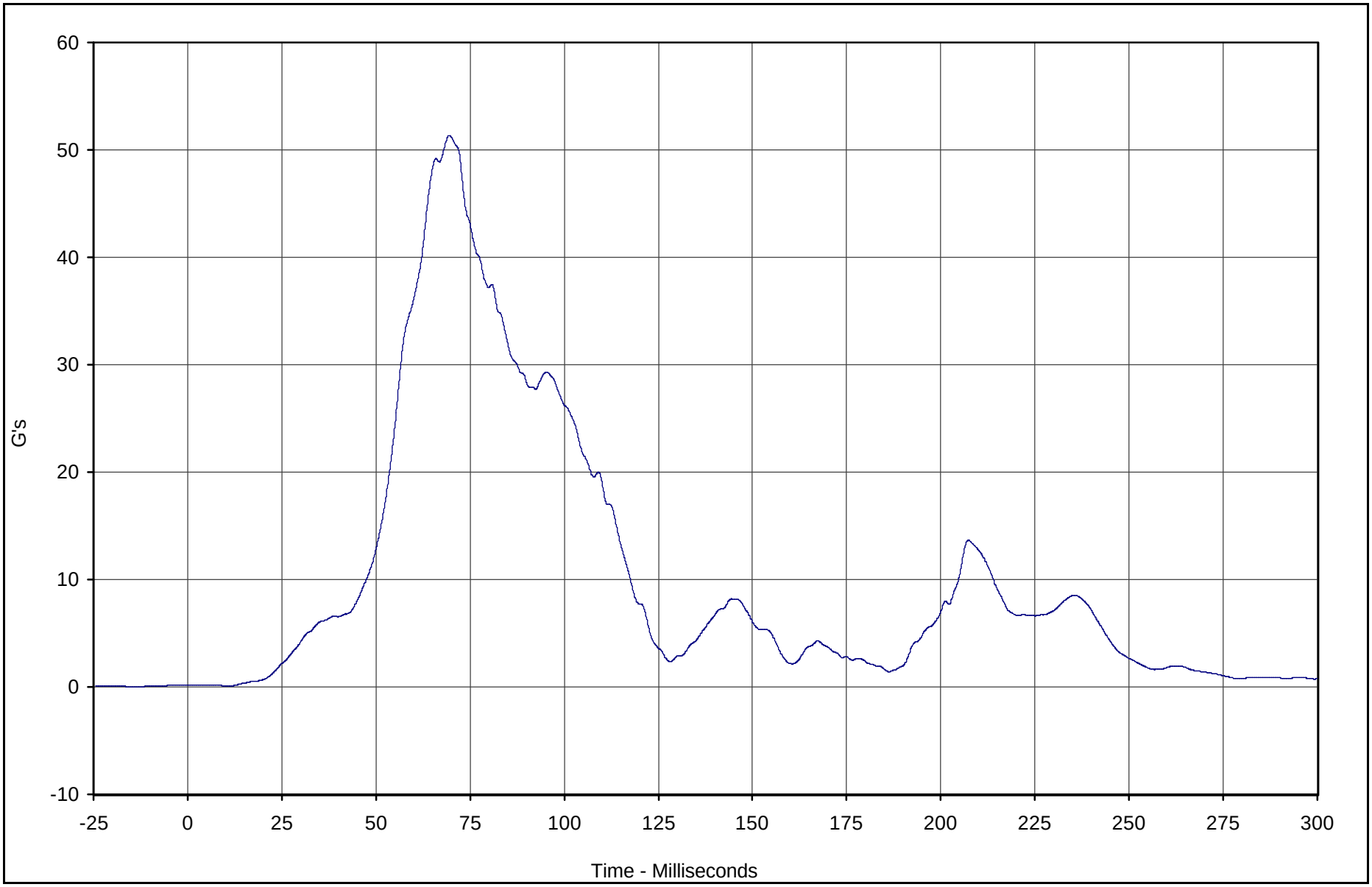

Curve Description	CURNO	Type	Units	Max	Time	Min	Time	SAE Class
Right Rear (3 Yr.) Chest Resultant	177	RES	G's	51.3	69.5	0.1	11.1	180

Test Vehicle: 2004 Lexus RX330 SUV

Test Date: 8/28/03

Test Program: 2003 NHTSA 35mph NCAP

NHTSA No.: M45101

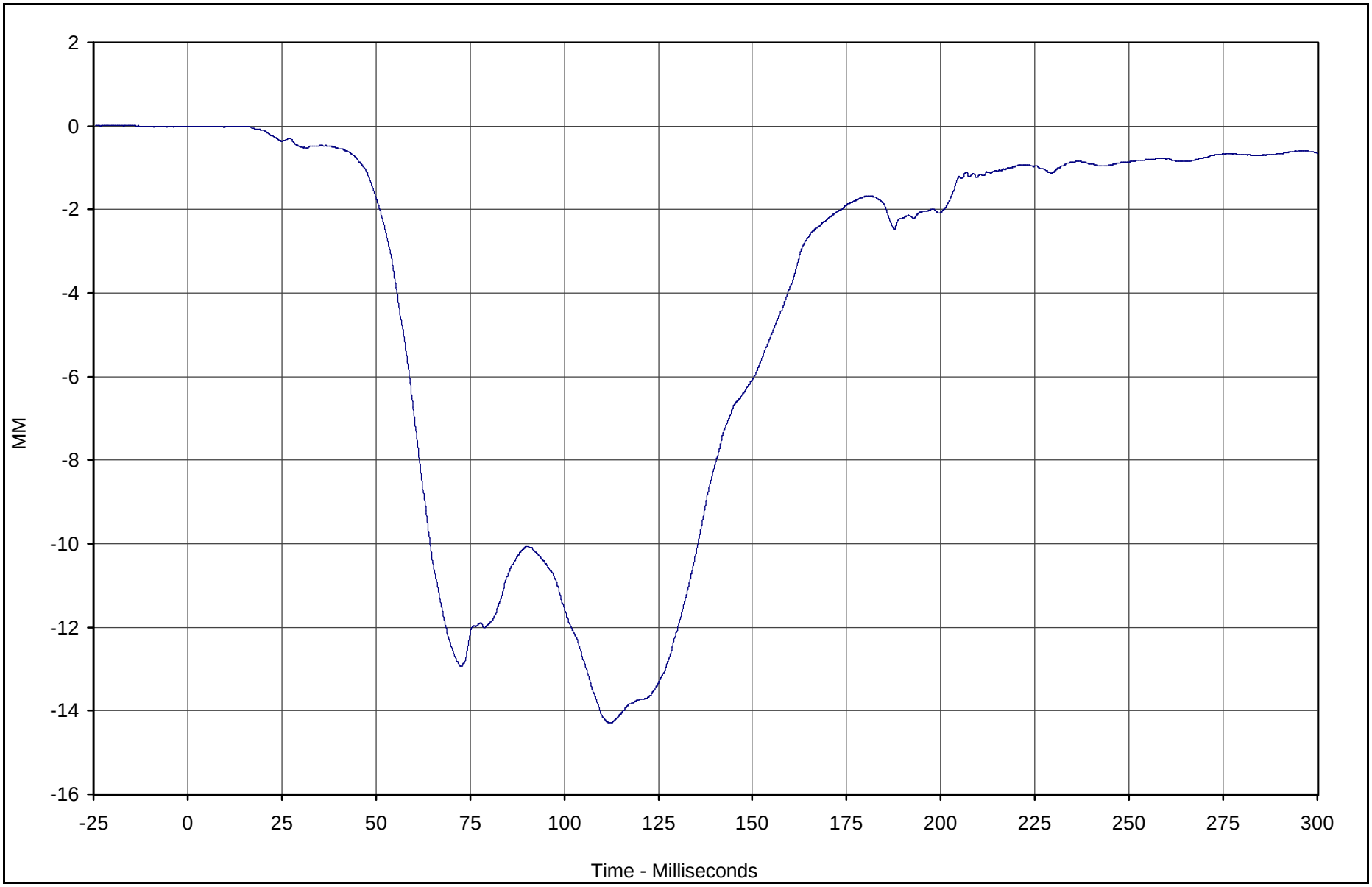

Curve Description	CURNO	Type	Units	Max	Time	Min	Time	SAE Class
Right Rear (3 Yr.) Chest Deflection	178	FIL	MM	0.0	5.2	-14.3	112.6	600

Test Vehicle: 2004 Lexus RX330 SUV

Test Date: 8/28/03

Test Program: 2003 NHTSA 35mph NCAP

NHTSA No.: M45101

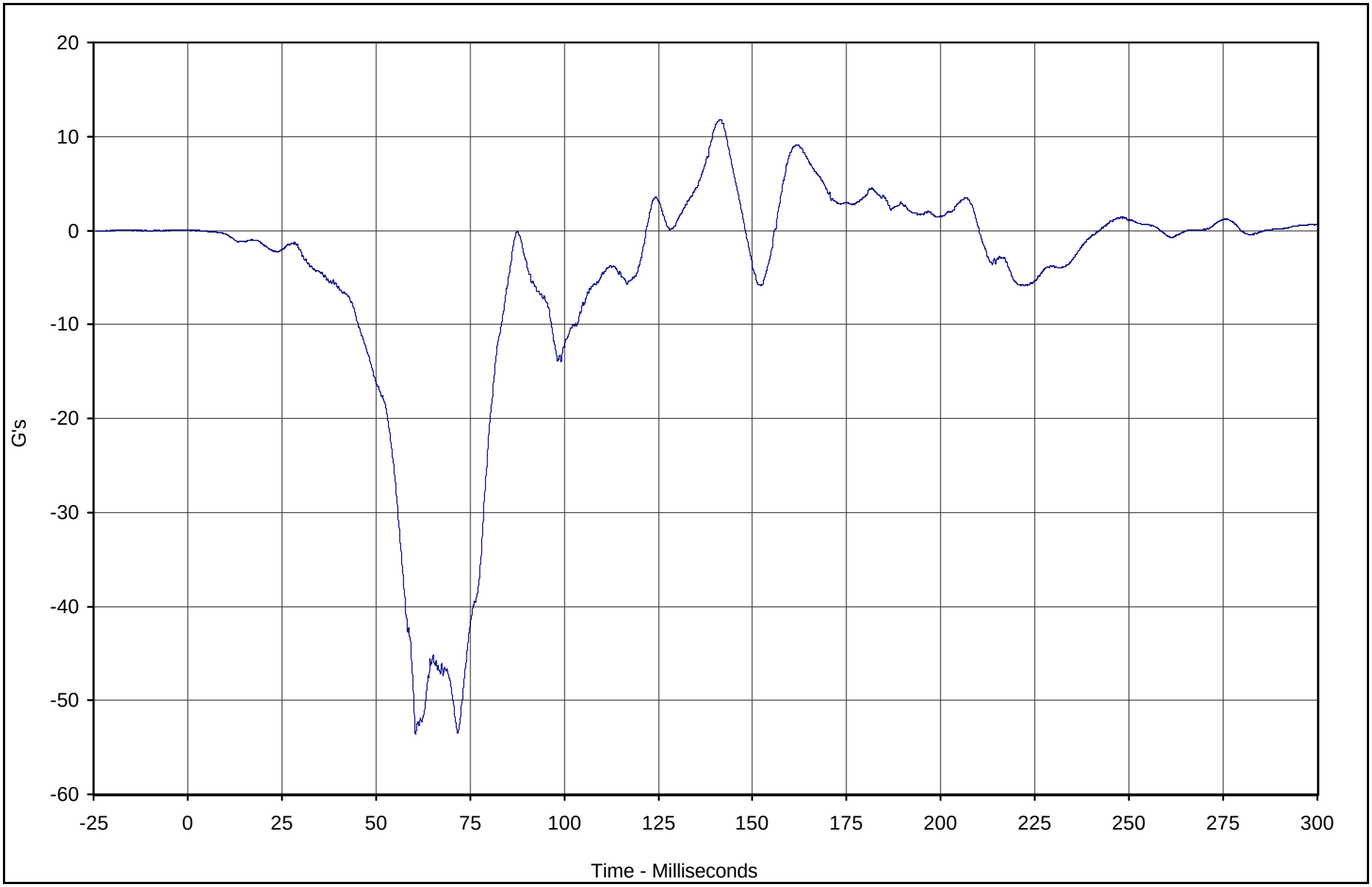

Curve Description	CURNO	Type	Units	Max	Time	Min	Time	SAE Class
Right Rear (3 Yr.) Pelvis X	179	FIL	G's	11.8	141.6	-53.6	60.5	1000

Test Vehicle: 2004 Lexus RX330 SUV

Test Date: 8/28/03

Test Program: 2003 NHTSA 35mph NCAP

NHTSA No.: M45101

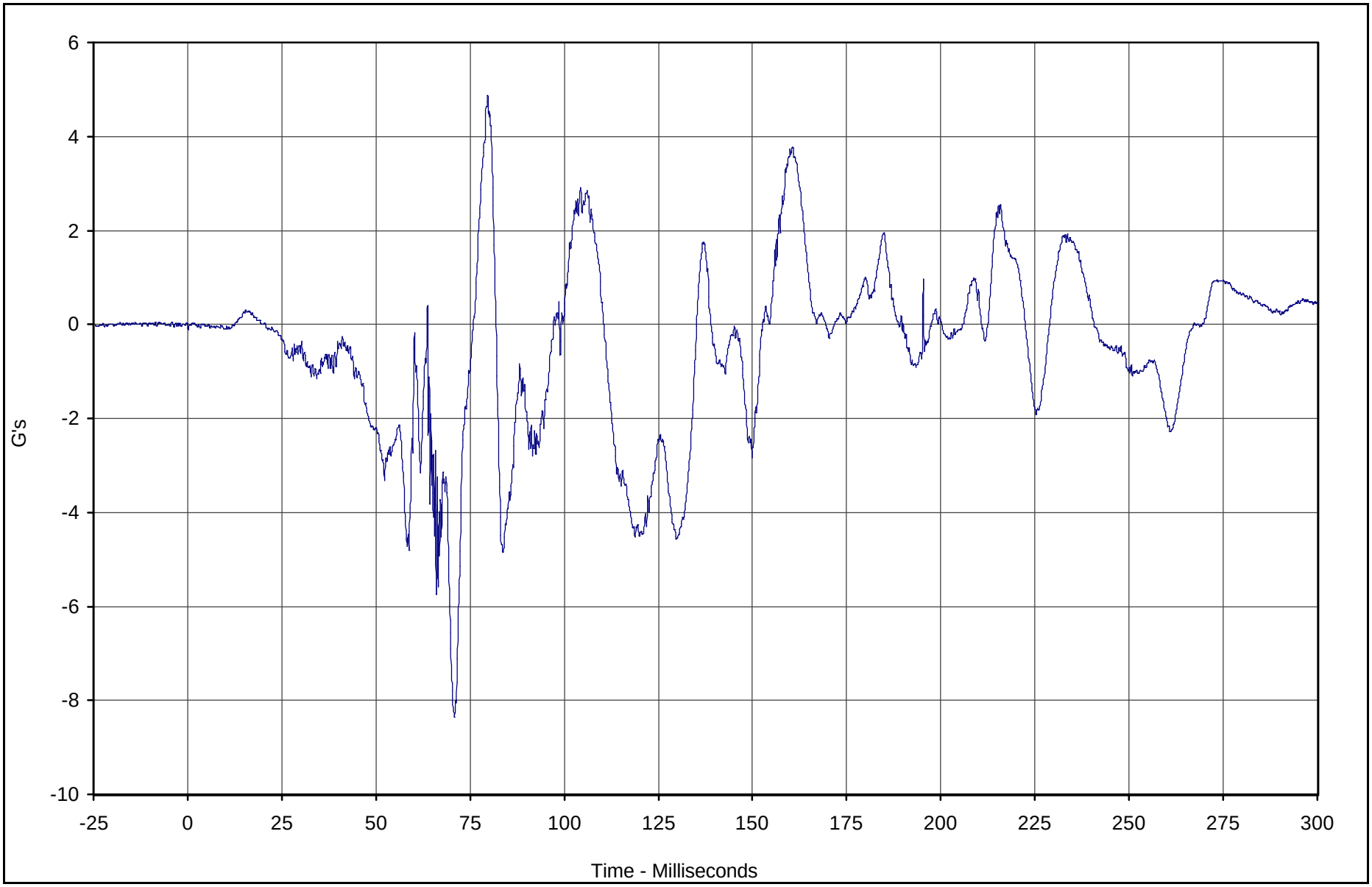

Curve Description	CURNO	Type	Units	Max	Time	Min	Time	SAE Class
Right Rear (3 Yr.) Pelvis Y	180	FIL	G's	4.9	79.7	-8.4	70.9	1000

Test Vehicle: 2004 Lexus RX330 SUV

Test Date: 8/28/03

Test Program: 2003 NHTSA 35mph NCAP

NHTSA No.: M45101

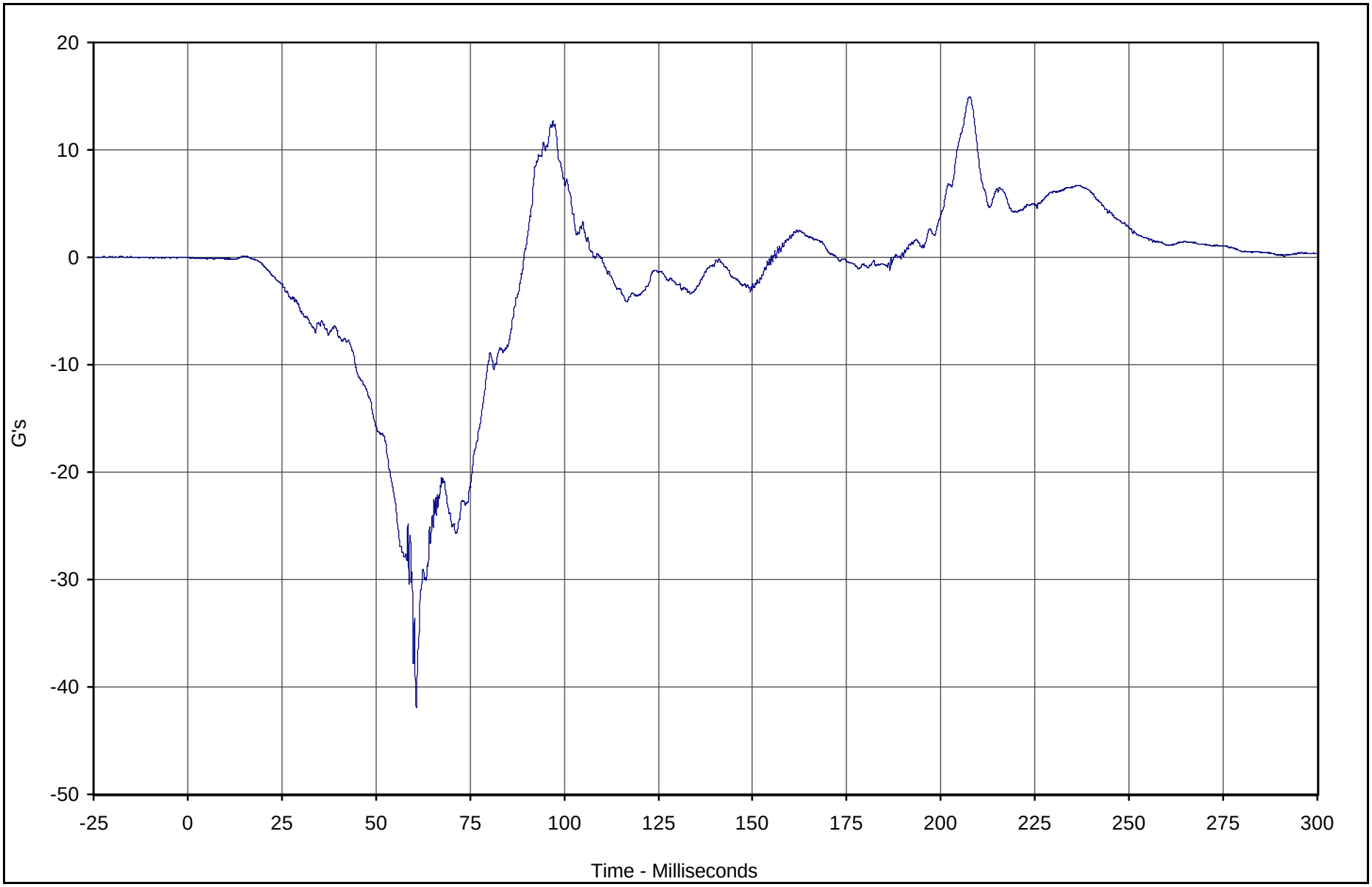

Curve Description	CURNO	Type	Units	Max	Time	Min	Time	SAE Class
Right Rear (3 Yr.) Pelvis Z	181	FIL	G's	15.0	207.7	-42.0	60.7	1000

Test Vehicle: 2004 Lexus RX330 SUV

Test Date: 8/28/03

Test Program: 2003 NHTSA 35mph NCAP

NHTSA No.: M45101

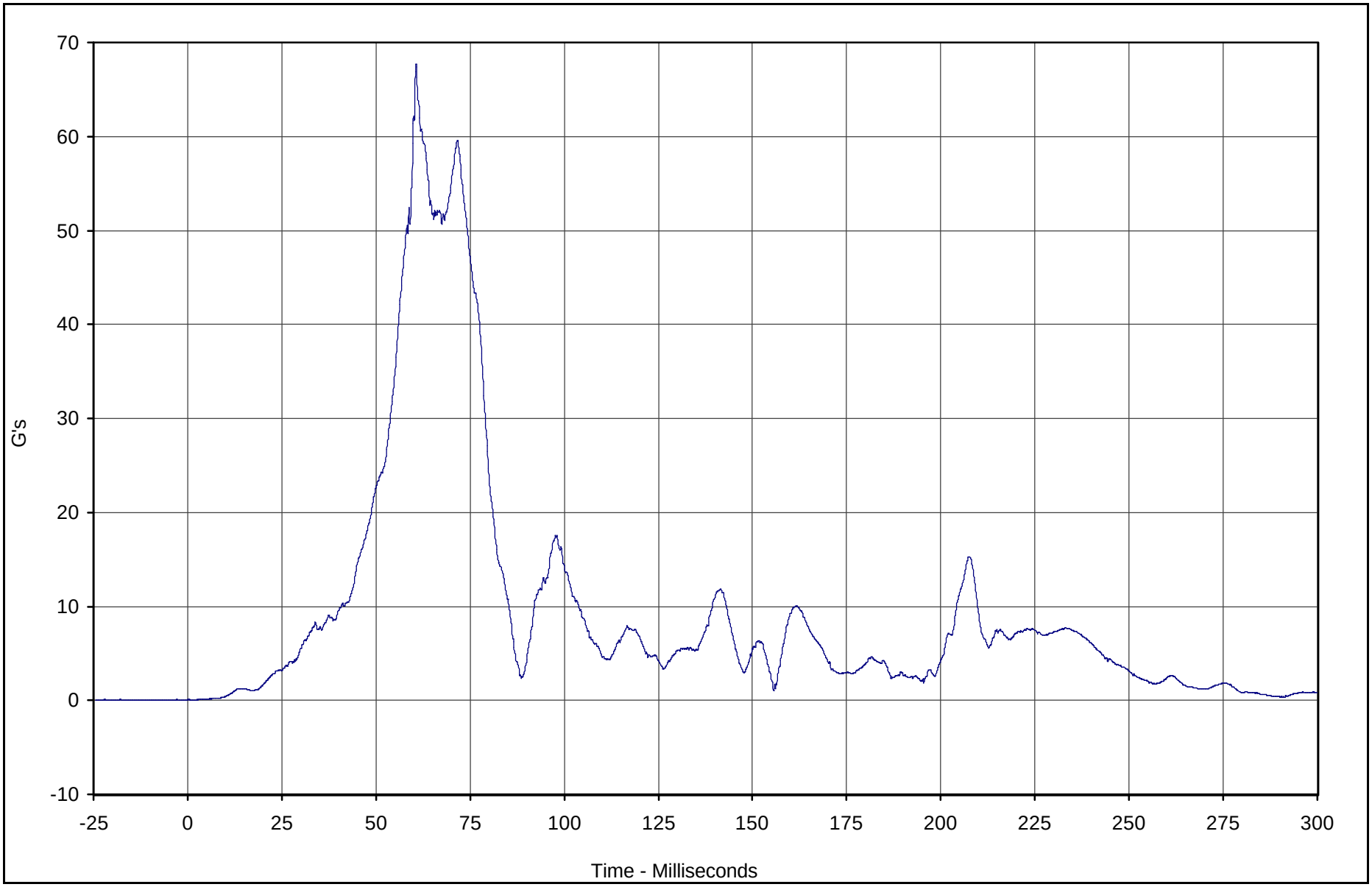

Curve Description	CURNO	Type	Units	Max	Time	Min	Time	SAE Class
Right Rear (3 Yr.) Pelvis Resultant	179	RES	G's	67.7	60.7	0.0	0.9	1000

Test Vehicle: 2004 Lexus RX330 SUV

Test Date: 8/28/03

Test Program: 2003 NHTSA 35mph NCAP

NHTSA No.: M45101

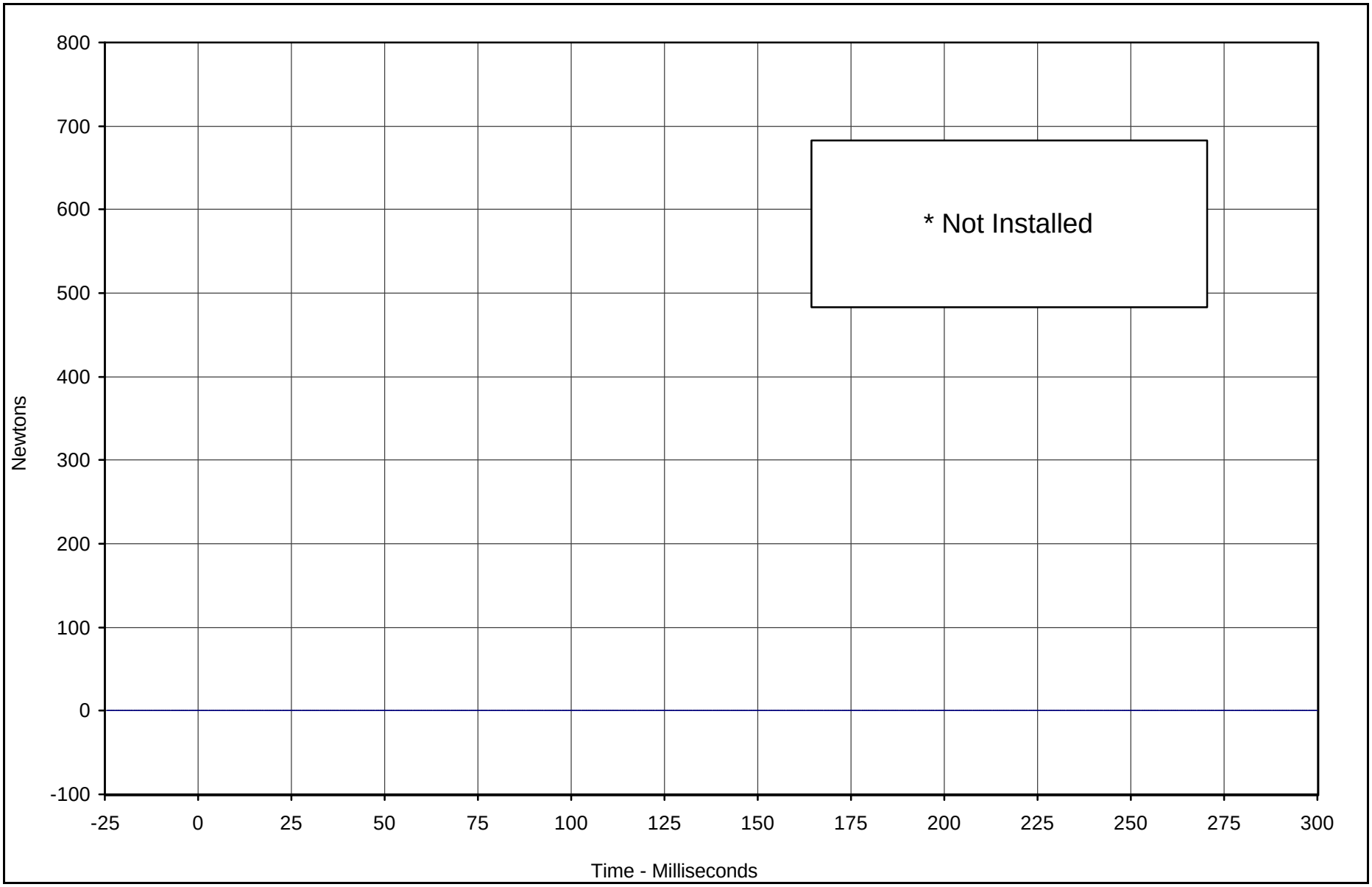

Curve Description	CURNO	Type	Units	Max	Time	Min	Time	SAE Class
Right Rear (3 Yr.) Car Seat Tether Load	182	FIL	Newtons	0.0	0.0	0.0	0.0	60

Test Vehicle: 2004 Lexus RX330 SUV

Test Date: 8/28/03

Test Program: 2003 NHTSA 35mph NCAP

NHTSA No.: M45101

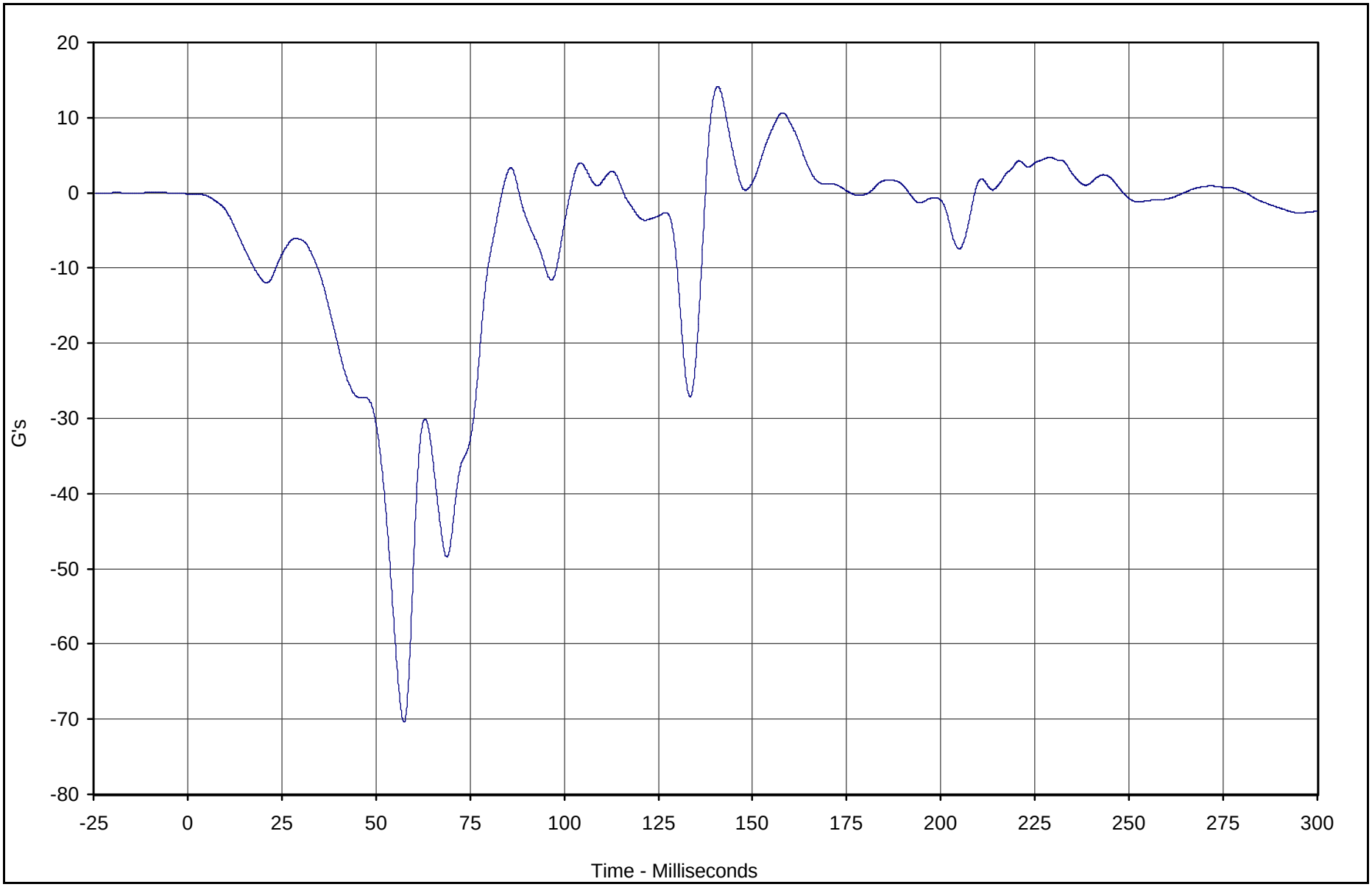

Curve Description	CURNO	Type	Units	Max	Time	Min	Time	SAE Class
Right Rear (3 Yr.) Car Seat X	183	FIL	G's	14.2	140.8	-70.4	57.5	60

Test Vehicle: 2004 Lexus RX330 SUV

Test Date: 8/28/03

Test Program: 2003 NHTSA 35mph NCAP

NHTSA No.: M45101

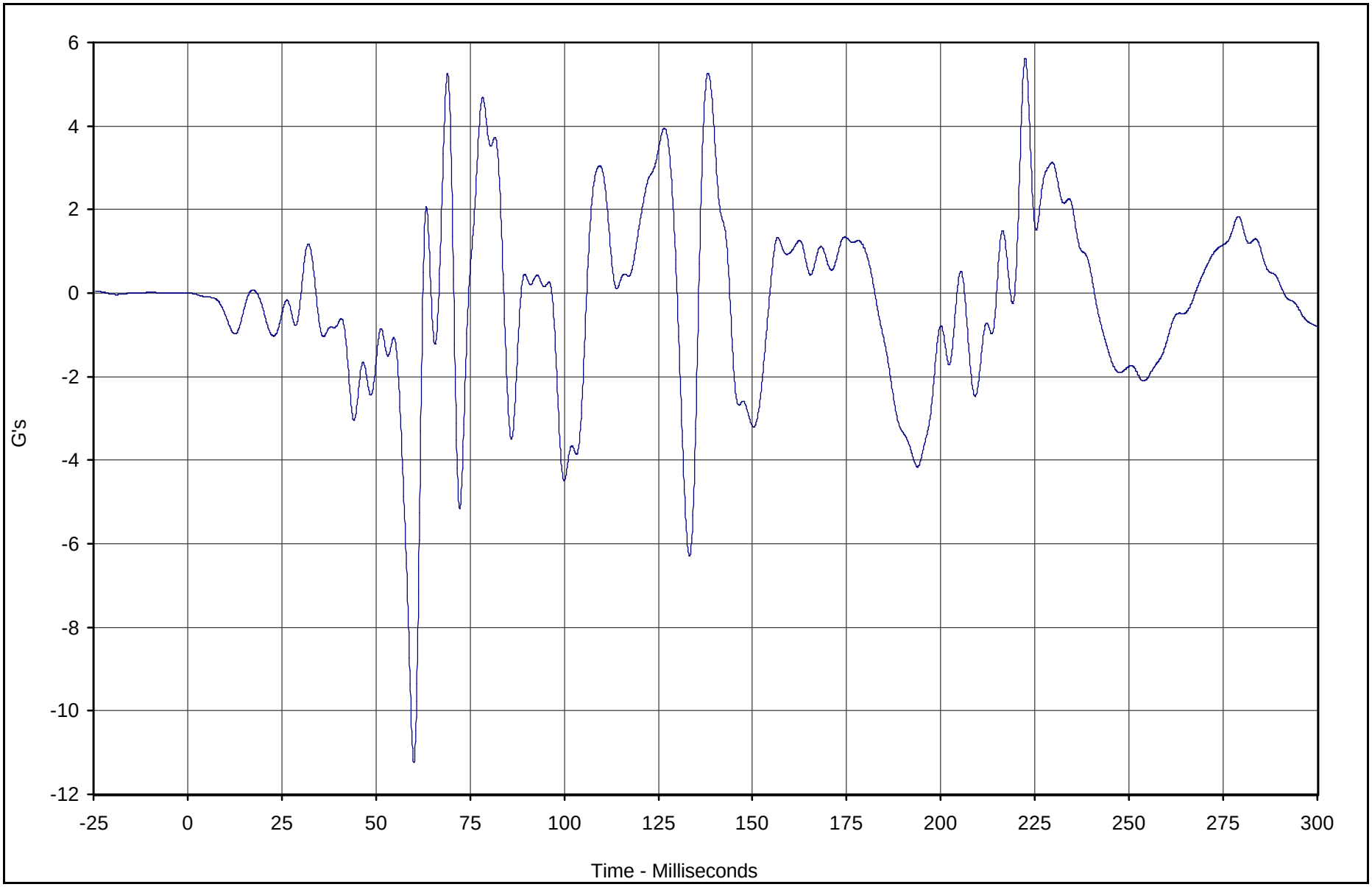

Curve Description	CURNO	Type	Units	Max	Time	Min	Time	SAE Class
Right Rear (3 Yr.) Car Seat Y	184	FIL	G's	5.6	222.4	-11.2	60.1	60

Test Vehicle: 2004 Lexus RX330 SUV

Test Date: 8/28/03

Test Program: 2003 NHTSA 35mph NCAP

NHTSA No.: M45101

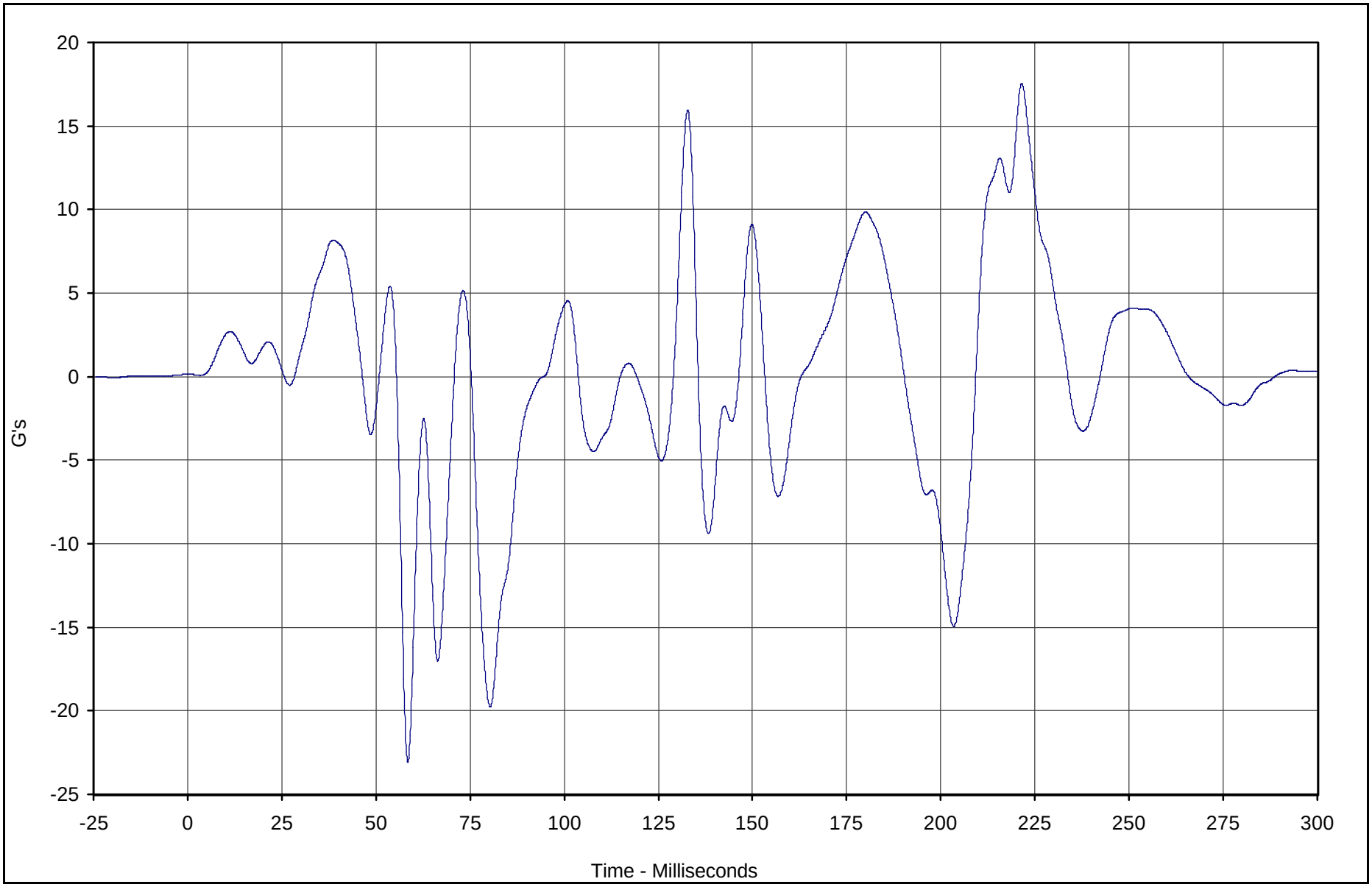

Curve Description	CURNO	Type	Units	Max	Time	Min	Time	SAE Class
Right Rear (3 Yr.) Car Seat Z	185	FIL	G's	17.5	221.5	-23.1	58.5	60

Test Vehicle: 2004 Lexus RX330 SUV

Test Date: 8/28/03

Test Program: 2003 NHTSA 35mph NCAP

NHTSA No.: M45101

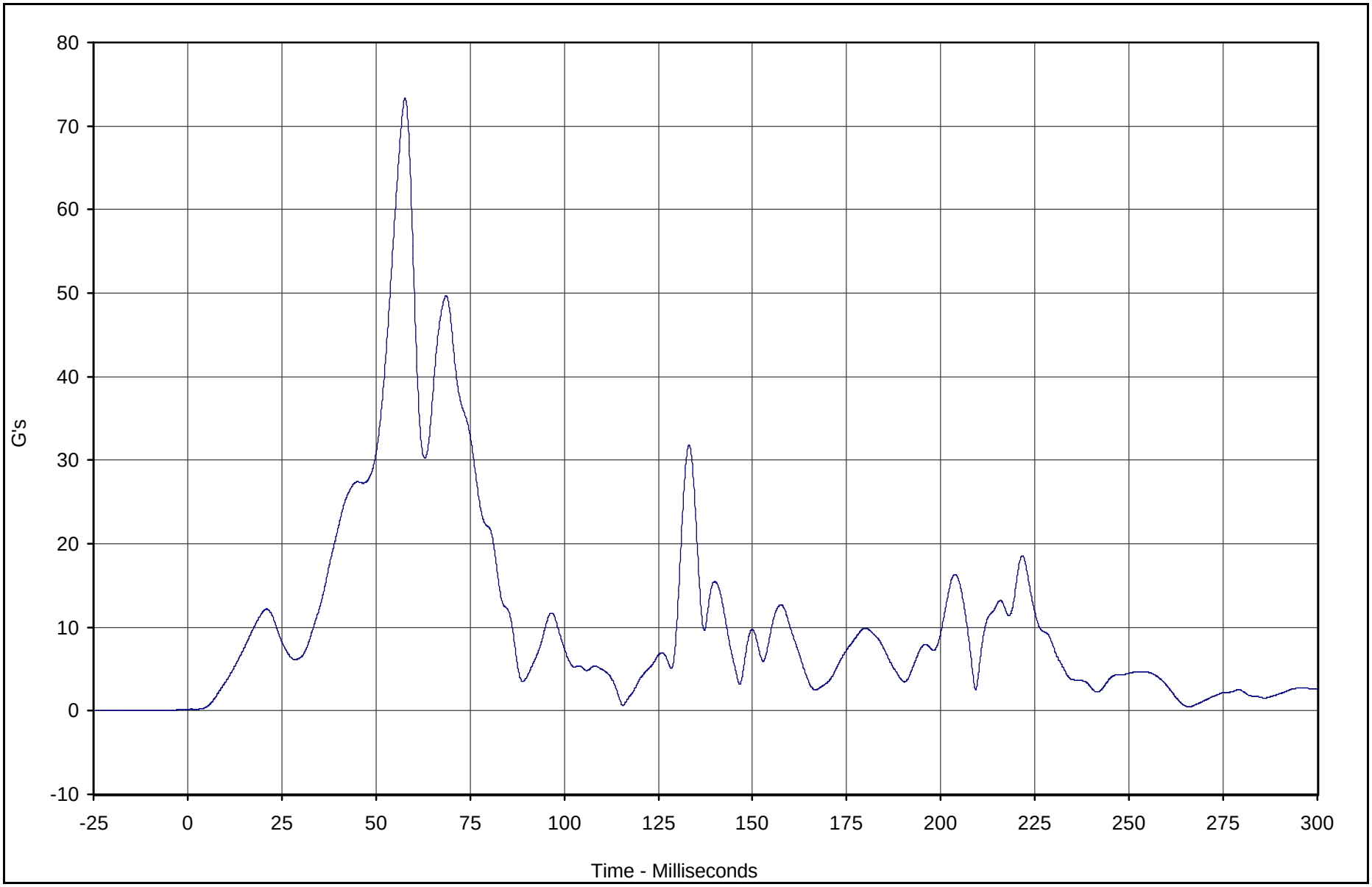

Curve Description	CURNO	Type	Units	Max	Time	Min	Time	SAE Class
Right Rear (3 Yr.) Car Seat Resultant	183	RES	G's	73.3	57.7	0.2	2.4	60

Test Vehicle: 2004 Lexus RX330 SUV

Test Date: 8/28/03

Test Program: 2003 NHTSA 35mph NCAP

NHTSA No.: M45101

SECTION F-4

CHILD DUMMY INSTRUMENTATION INFORMATION

2003 NHTSA 35mph NCAP
Instrumentation Data Channel Assignments
Left Rear Child A.T.D. Serial Number 082
8/28/03
2004 Lexus RX330 SUV

CH.	LOCATION	AXIS	IDENT. NO.	DESCRIPTION	MFR	MODEL	UNITS
134	HEAD, PRIMARY	X	GPAC050	Accel.,1/2 bridge	Endevco	7264-2000	G
135	HEAD, PRIMARY	Y	GPAC051	Accel.,1/2 bridge	Endevco	7264-2000	G
136	HEAD, PRIMARY	Z	GPAC052	Accel.,1/2 bridge	Endevco	7264-2000	G
137	UPPER NECK FORCE	X	082UNFX	Load cell, six axis neck	R. A. Denton	IF-234	N
138	UPPER NECK FORCE	Y	082UNFY	Load cell, six axis neck	R. A. Denton	IF-234	N
139	UPPER NECK FORCE	Z	082UNFZ	Load cell, six axis neck	R. A. Denton	IF-234	N
140	UPPER NECK MOMENT	X	082UNMX	Load cell, six axis neck	R. A. Denton	IF-234	Nm
141	UPPER NECK MOMENT	Y	082UNMY	Load cell, six axis neck	R. A. Denton	IF-234	Nm
142	UPPER NECK MOMENT	Z	082UNMZ	Load cell, six axis neck	R. A. Denton	IF-234	Nm
143	LOWER NECK FORCE	X	082LNFX	Load cell, six axis neck	R. A. Denton	3303	N
144	LOWER NECK FORCE	Y	082LNFY	Load cell, six axis neck	R. A. Denton	3303	N
145	LOWER NECK FORCE	Z	082LNFZ	Load cell, six axis neck	R. A. Denton	3303	N
146	LOWER NECK MOMENT	X	082LNMX	Load cell, six axis neck	R. A. Denton	3303	Nm
147	LOWER NECK MOMENT	Y	082LNMY	Load cell, six axis neck	R. A. Denton	3303	Nm
148	LOWER NECK MOMENT	Z	082LNMZ	Load cell, six axis neck	R. A. Denton	3303	Nm
149	CHEST , PRIMARY	X	2116-A11	Accel., Full Bridge	Entran	2000JF	G
150	CHEST , PRIMARY	Y	2116-A14	Accel., Full Bridge	Entran	2000JF	G
151	CHEST , PRIMARY	Z	2116-A23	Accel., Full Bridge	Entran	2000JF	G
152	CHEST DISPLACEMENT	X	082CP	Rotary Pot Chest	Servo	14CBI	MM
153	PELVIS, PRIMARY	X	2116-A12	Accel., Full Bridge	Entran	2000JF	G
154	PELVIS, PRIMARY	Y	2116-A19	Accel., Full Bridge	Entran	2000JF	G
155	PELVIS, PRIMARY	Z	2116-A17	Accel., Full Bridge	Entran	2000JF	G
156	CAR SEAT TETHER	X	BL112	Load cell, Seat belt	FGP	FN4060	N
157	CAR SEAT	X	KETX1A	Accel.,1/2 bridge	Endevco	7264-200	G
158	CAR SEAT	Y	KETX1B	Accel.,1/2 bridge	Endevco	7264-200	G
159	CAR SEAT	Z	KETX1C	Accel.,1/2 bridge	Endevco	7264-200	G

2003 NHTSA 35mph NCAP
Instrumentation Data Channel Assignments
Right Rear Child A.T.D. Serial Number 139
8/28/03
2004 Lexus RX330 SUV

CH.	LOCATION	AXIS	IDENT. NO.	DESCRIPTION	MFR	MODEL	UNITS
160	HEAD, PRIMARY	X	GPAC047	Accel.,1/2 bridge	Endevco	7264-2000	G
161	HEAD, PRIMARY	Y	GPAC048	Accel.,1/2 bridge	Endevco	7264-2000	G
162	HEAD, PRIMARY	Z	GPAC049	Accel.,1/2 bridge	Endevco	7264-2000	G
163	UPPER NECK FORCE	X	139UNFX	Load cell, six axis neck	R. A. Denton	IF-234	N
164	UPPER NECK FORCE	Y	139UNFY	Load cell, six axis neck	R. A. Denton	IF-234	N
165	UPPER NECK FORCE	Z	139UNFZ	Load cell, six axis neck	R. A. Denton	IF-234	N
166	UPPER NECK MOMENT	X	139UNMX	Load cell, six axis neck	R. A. Denton	IF-234	Nm
167	UPPER NECK MOMENT	Y	139UNMY	Load cell, six axis neck	R. A. Denton	IF-234	Nm
168	UPPER NECK MOMENT	Z	139UNMZ	Load cell, six axis neck	R. A. Denton	IF-234	Nm
169	LOWER NECK FORCE	X	139LNFX	Load cell, six axis neck	R. A. Denton	3303	N
170	LOWER NECK FORCE	Y	139LNFY	Load cell, six axis neck	R. A. Denton	3303	N
171	LOWER NECK FORCE	Z	139LNFZ	Load cell, six axis neck	R. A. Denton	3303	N
172	LOWER NECK MOMENT	X	139LNMX	Load cell, six axis neck	R. A. Denton	3303	Nm
173	LOWER NECK MOMENT	Y	139LNMY	Load cell, six axis neck	R. A. Denton	3303	Nm
174	LOWER NECK MOMENT	Z	139LNMZ	Load cell, six axis neck	R. A. Denton	3303	Nm
175	CHEST , PRIMARY	X	2116-A01	Accel., Full Bridge	Entran	2000JF	G
176	CHEST , PRIMARY	Y	2116-A06	Accel., Full Bridge	Entran	2000JF	G
177	CHEST , PRIMARY	Z	2116-A07	Accel., Full Bridge	Entran	2000JF	G
178	CHEST DISPLACEMENT	X	139CP	Rotary Pot Chest	Servo	14CBI	MM
179	PELVIS, PRIMARY	X	2116-N07	Accel., Full Bridge	Entran	2000JF	G
180	PELVIS, PRIMARY	Y	2116-A03	Accel., Full Bridge	Entran	2000JF	G
181	PELVIS, PRIMARY	Z	2116-A17	Accel., Full Bridge	Entran	2000JF	G
182	CAR SEAT TETHER	X	BL113	Load cell, Seat belt	FGP	FN4060	N
183	CAR SEAT	X	KETX4A	Accel.,1/2 bridge	Endevco	7264-200	G
184	CAR SEAT	Y	KETX4B	Accel.,1/2 bridge	Endevco	7264-200	G
185	CAR SEAT	Z	KETX4C	Accel.,1/2 bridge	Endevco	7264-200	G

SECTION F-5

CHILD DUMMY CALIBRATION INFORMATION

Calibration Data Sheet
Hybrid III 3 Year Old
Head Drop Test

ATD Serial No.: 082

Test I.D.: HD09A

Tested Parameter	Units	Specification	Result	Pass/Fail
Laboratory Temperature	^{o}C	18.9 to 25.6	21.1	Pass
Laboratory Relative Humidity	%	10 to 70	30	Pass
Peak Resultant Acceleration	G's	250.0 to 280.0	269.3	Pass
Peak Lateral Acceleration	G's	≤15.0	5.6	Pass
Is Acceleration Unimodal?	Yes/No	Yes	Yes	Pass
Oscillations After Main Pulse	%	<10	4.3	Pass
		Overall Test Results		Pass

Laboratory Technician

August 25, 2003

Test Date

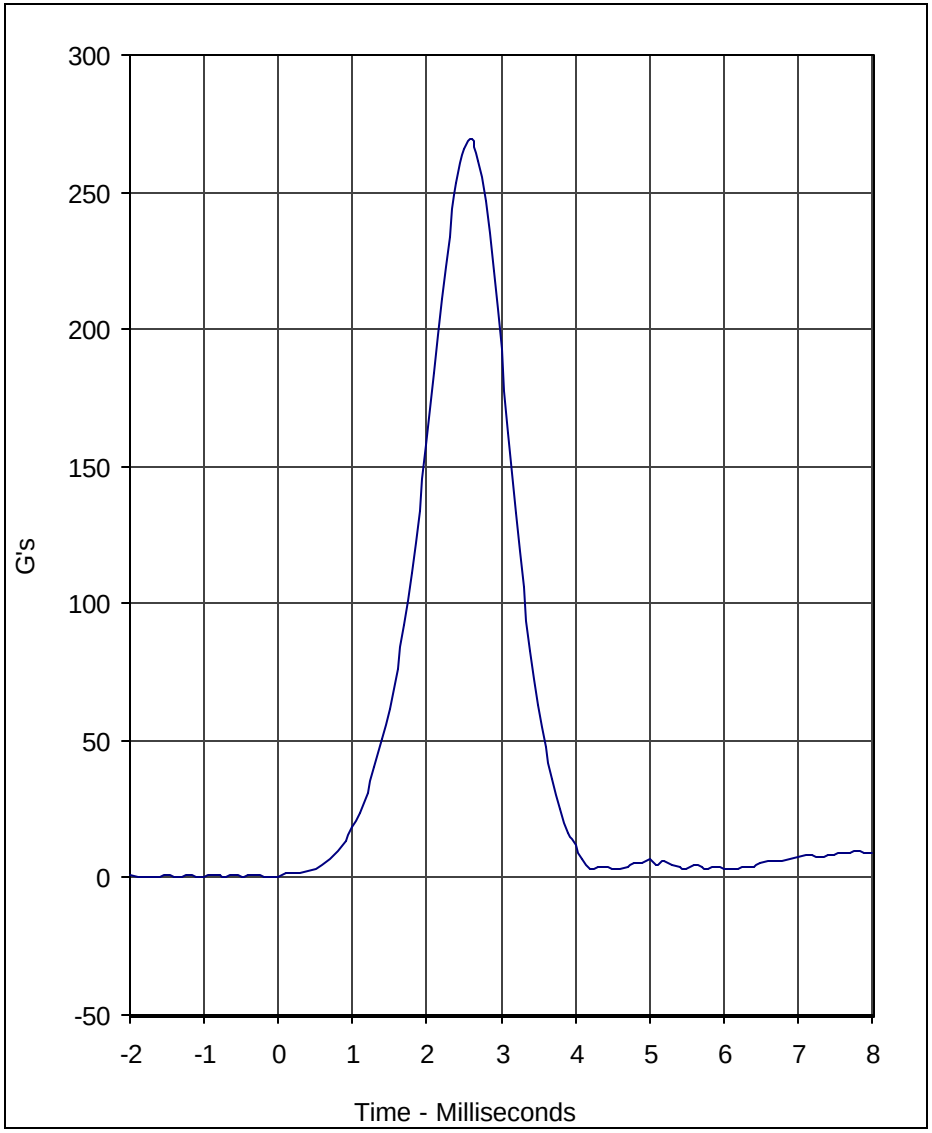

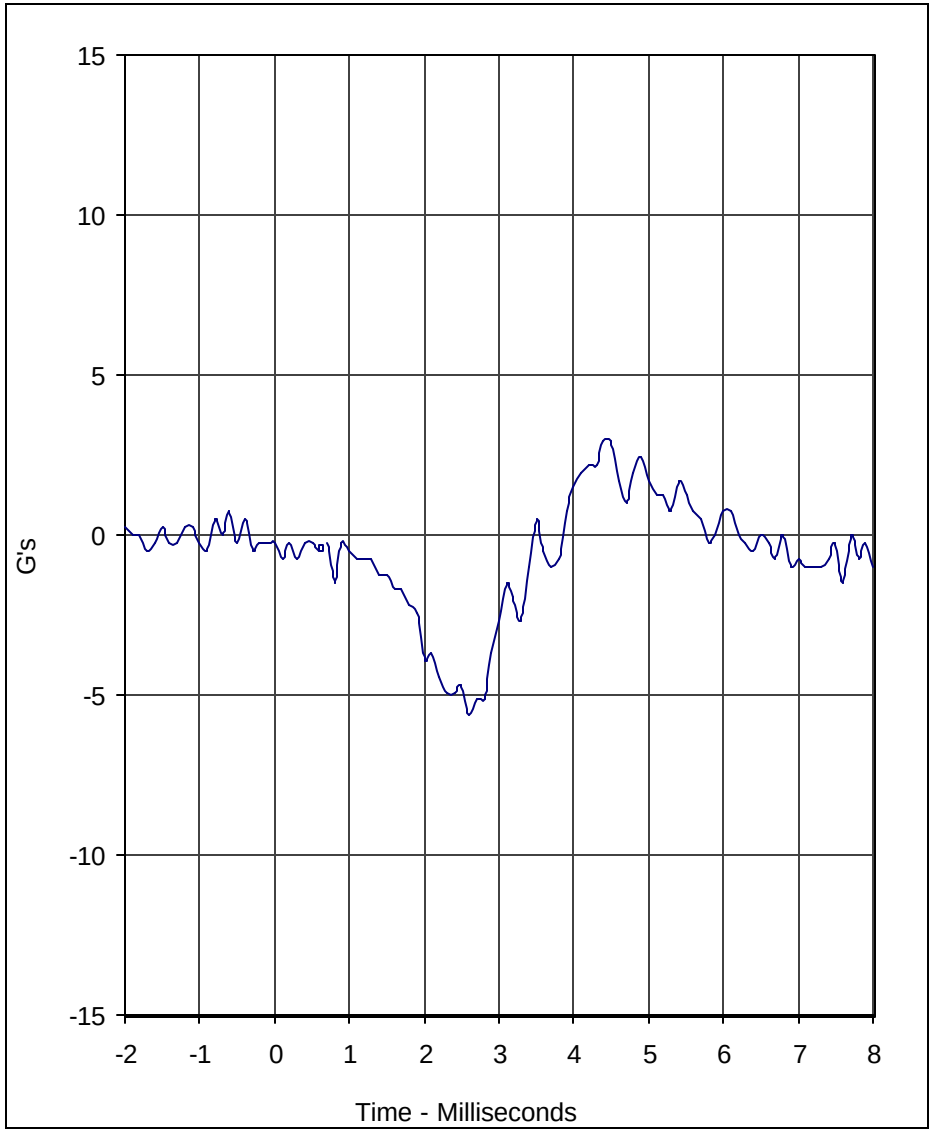

Curve Description	CURNO	Type
Head Resultant	001	RES

Units	Max	Time	Min	Time	SAE Class
G's	269.3	2.6	0.1	-0.7	1000

Curve Description	CURNO	Type
Head Y	002	FIL

Units	Max	Time	Min	Time	SAE Class
G's	2.9	4.4	-5.6	2.6	1000

Test Program: Hybrid III 3 Year Old Head Drop Test

Test Date: 8/25/03

A.T.D. Serial No.: 082

Test I.D.: HD09A

KARCO Engineering

Calibration Data Sheet
Hybrid III 3 Year Old
Thorax Impact Test

ATD Serial No.: 082

Test I.D.: CH09A

Tested Parameter	Units	Specification	Result	Pass/Fail
Laboratory Temperature	^{o}C	20.6 to 22.2	21.1	Pass
Laboratory Relative Humidity	%	10 to 70	30	Pass
Probe Velocity	m/s	5.9 to 6.1	6.02	Pass
Peak Chest Compression	MM	32 to 38	35.5	Pass
Peak Probe Force Between 32 and 38 MM	Newtons	680 to 810	759.0	Pass
Peak Probe Force Between 12.5 and 32 MM	Newtons	≤860	751.1	Pass
Internal Hysterysis	%	65 to 85	71.3	Pass
		Overall Test Results		Pass

Laboratory Technician

August 26, 2003

Test Date

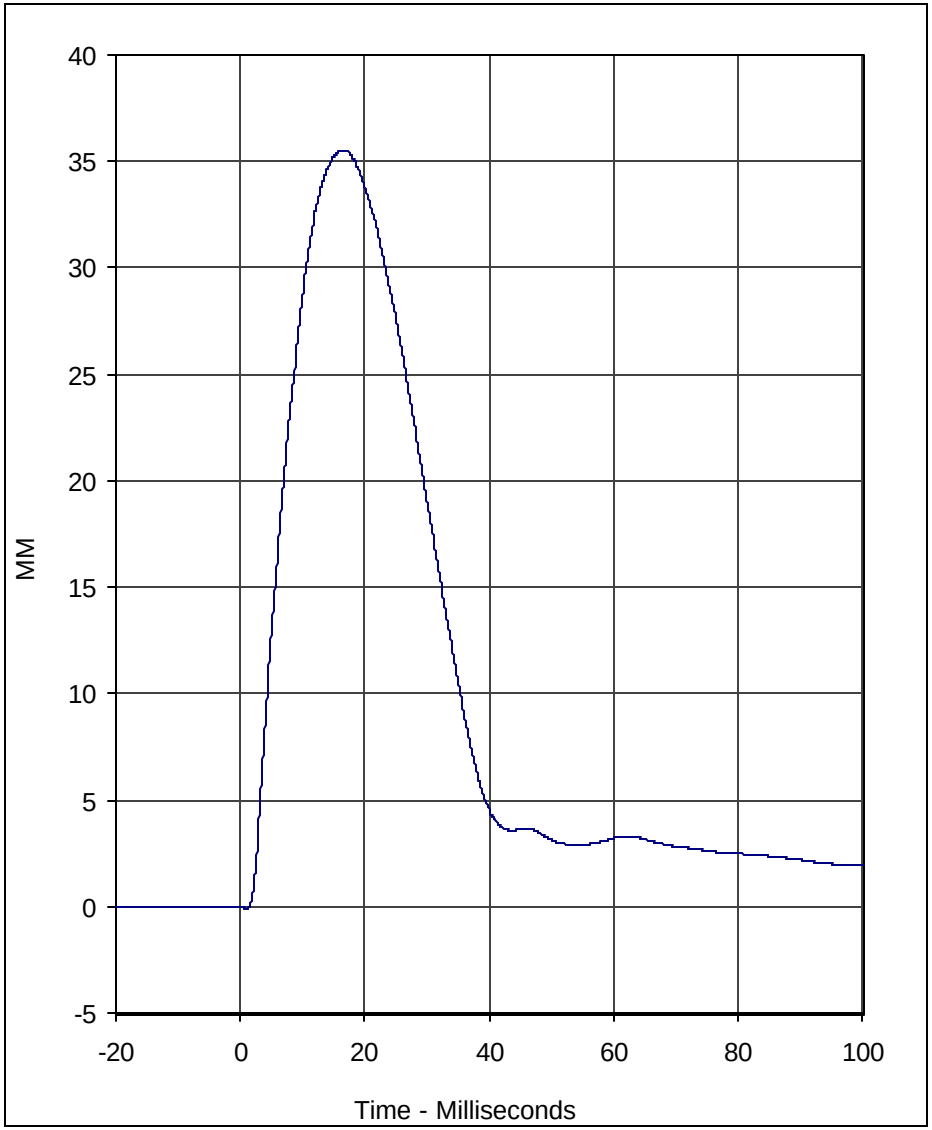

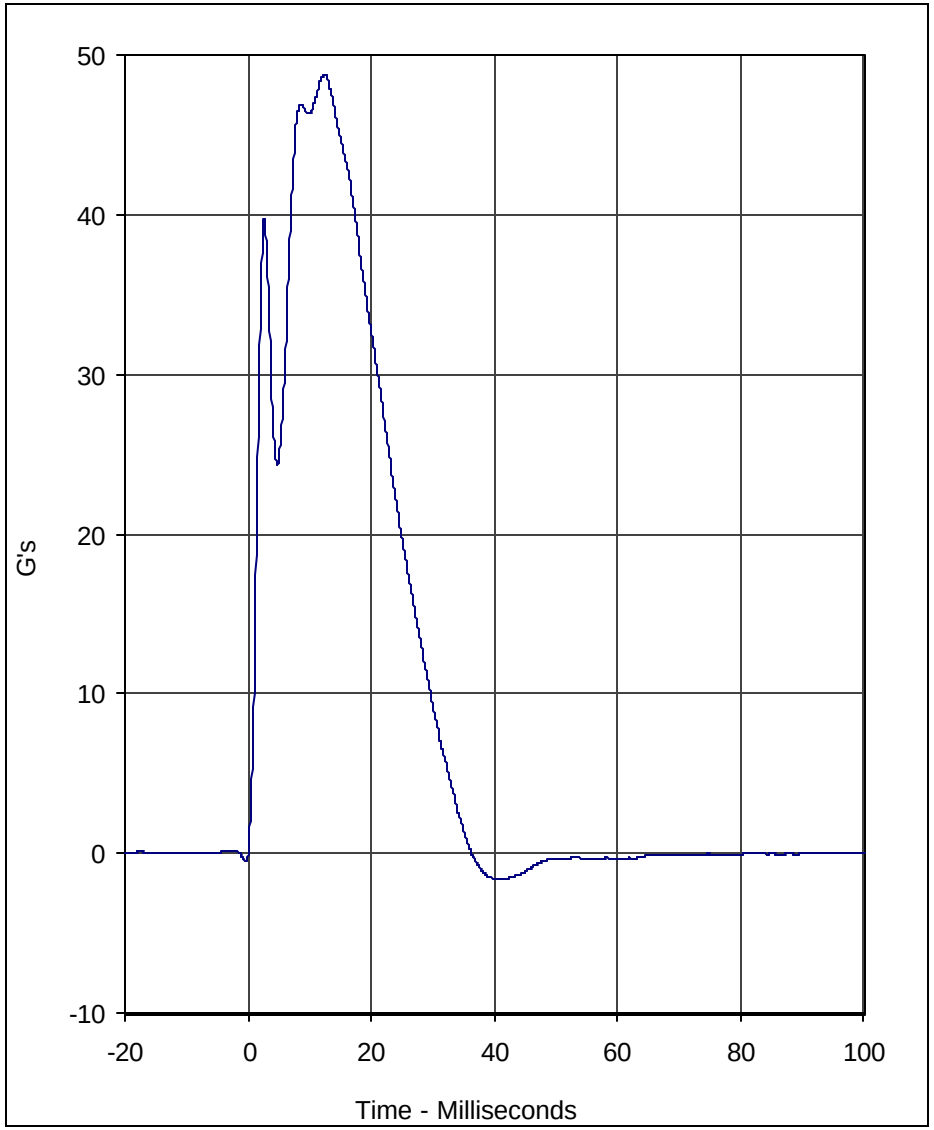

Curve Description	CURNO	Type
Chest Compression	001	FIL

Units	Max	Time	Min	Time	SAE Class
MM	35.5	16.7	-0.1	1.0	600

Curve Description	CURNO	Type
Probe Acceleration	002	FIL

Units	Max	Time	Min	Time	SAE Class
G's	48.8	12.5	-1.6	41.8	180

Test Program: Hybrid III 3 Year Old Thorax Impact

Test Date: 8/26/03

A.T.D. Serial No.: 082

Test I.D.: CH09A

KARCO Engineering

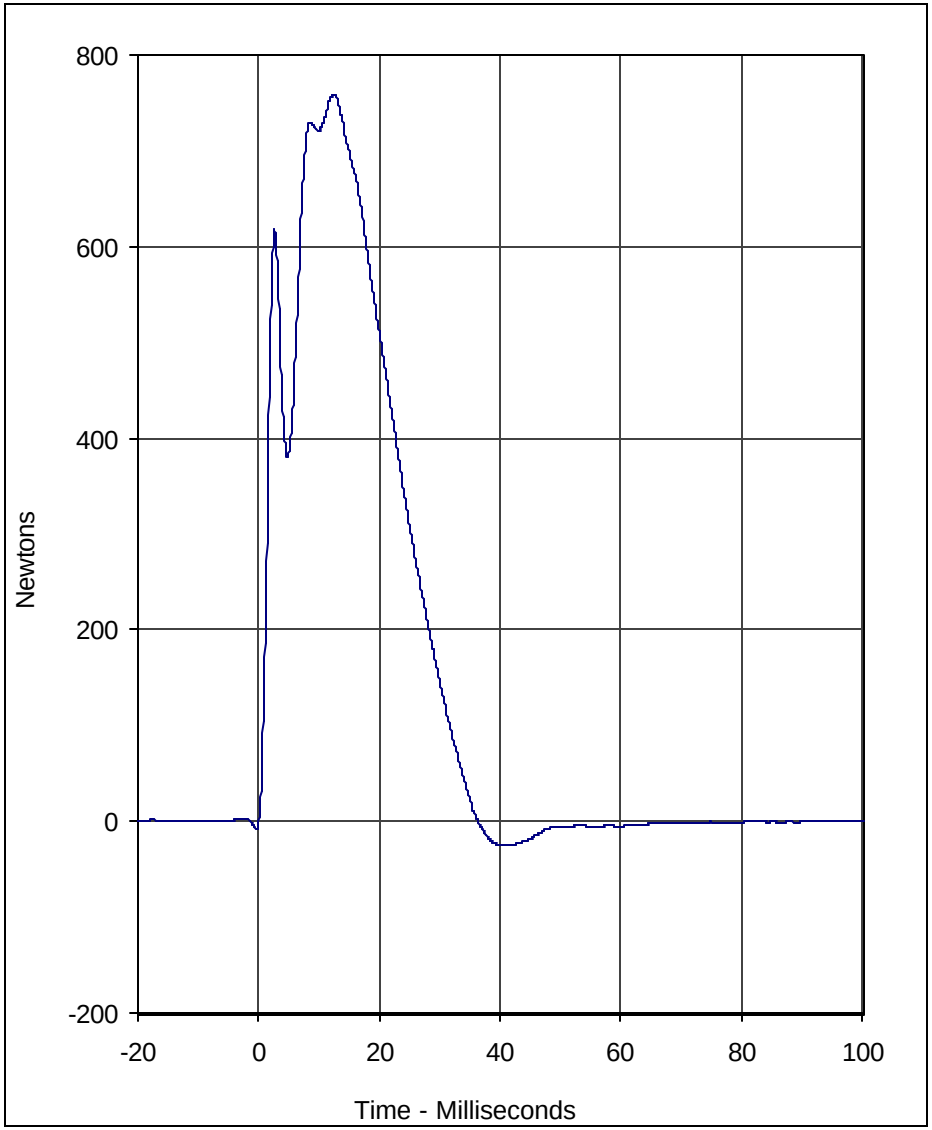

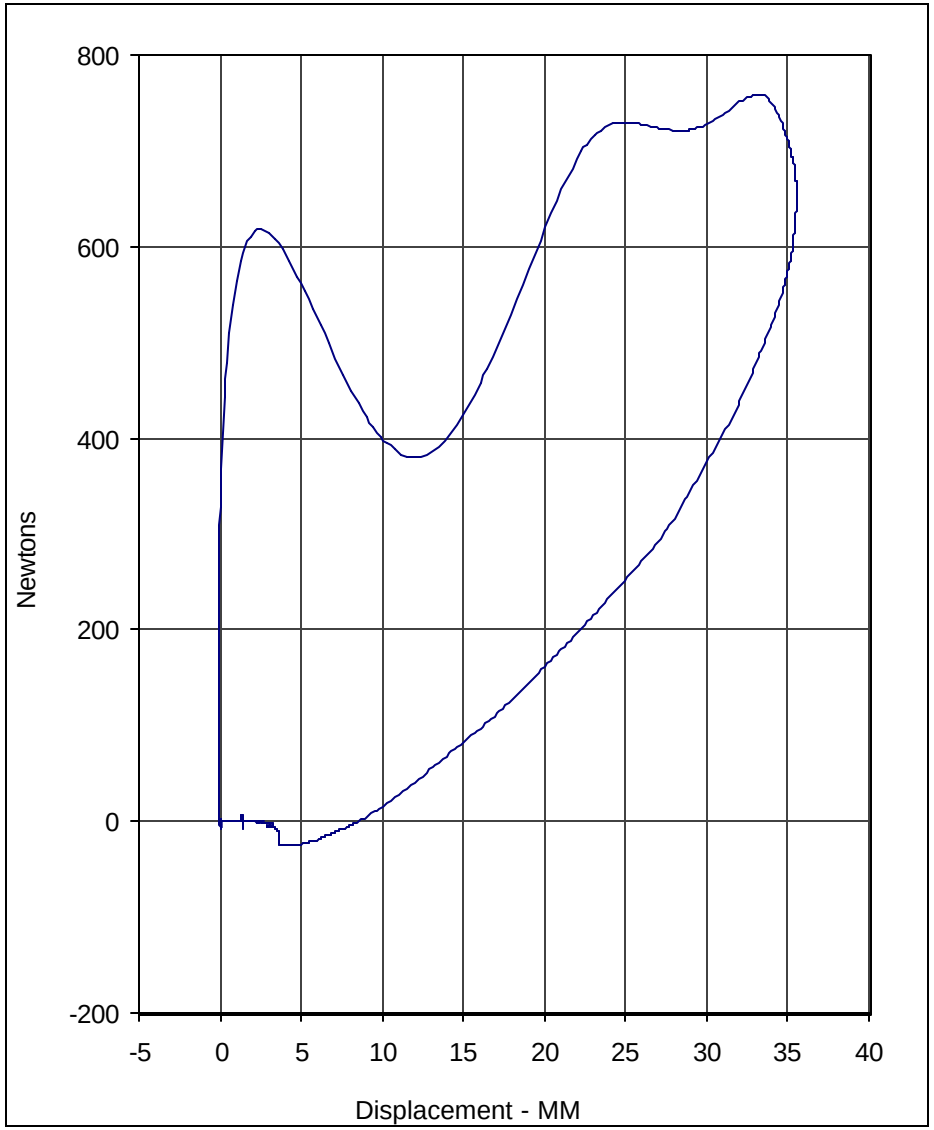

Curve Description	CURNO	Type
Probe Force	003	FIL

Units	Max	Time	Min	Time	SAE Class
Newtons	759.0	12.5	-24.8	41.8	180

Curve Description	CURNO	Type
Probe Force vs. Chest Compression	004	FIL

Units	Hysterysis	SAE Class
%	71.3	180/600

Test Program: Hybrid III 3 Year Old Thorax Impact

Test Date: 8/26/03

A.T.D. Serial No.: 082

Test I.D.: CH09A

KARCO Engineering

Calibration Data Sheet
Hybrid III 3 Year Old
Neck Flexion Test

ATD Serial No.: 082

Test I.D.: NF09A

Tested Parameter		Units	Specification	Result	Pass/Fail
Laboratory Temperature		^{o}C	20.6 to 22.2	21.1	Pass
Laboratory Relative Humidity		%	10 to 70	30	Pass
Pendulum Velocity		m/s	5.40 to 5.60	5.43	Pass
Pendulum Deceleration	10 Msec.	m/s	2.0 to 2.7	2.2	Pass
	20 Msec.	m/s	3.0 to 4.0	4.0	Pass
	30 Msec.	m/s	4.0 to 5.1	5.1	Pass
"D" Plane Rotation	Maximum	Degrees	70.0 to 82.0	73.6	Pass
Peak Moment in Rotation	Maximum	Nm	42.0 to 53.0	45.1	Pass
Positive Moment Decay, Time to 10Nm		Msec.	60.0 to 80.0	73.4	Pass
			Overall Test Results		Pass

Laboratory Technician

August 26, 2003

Test Date

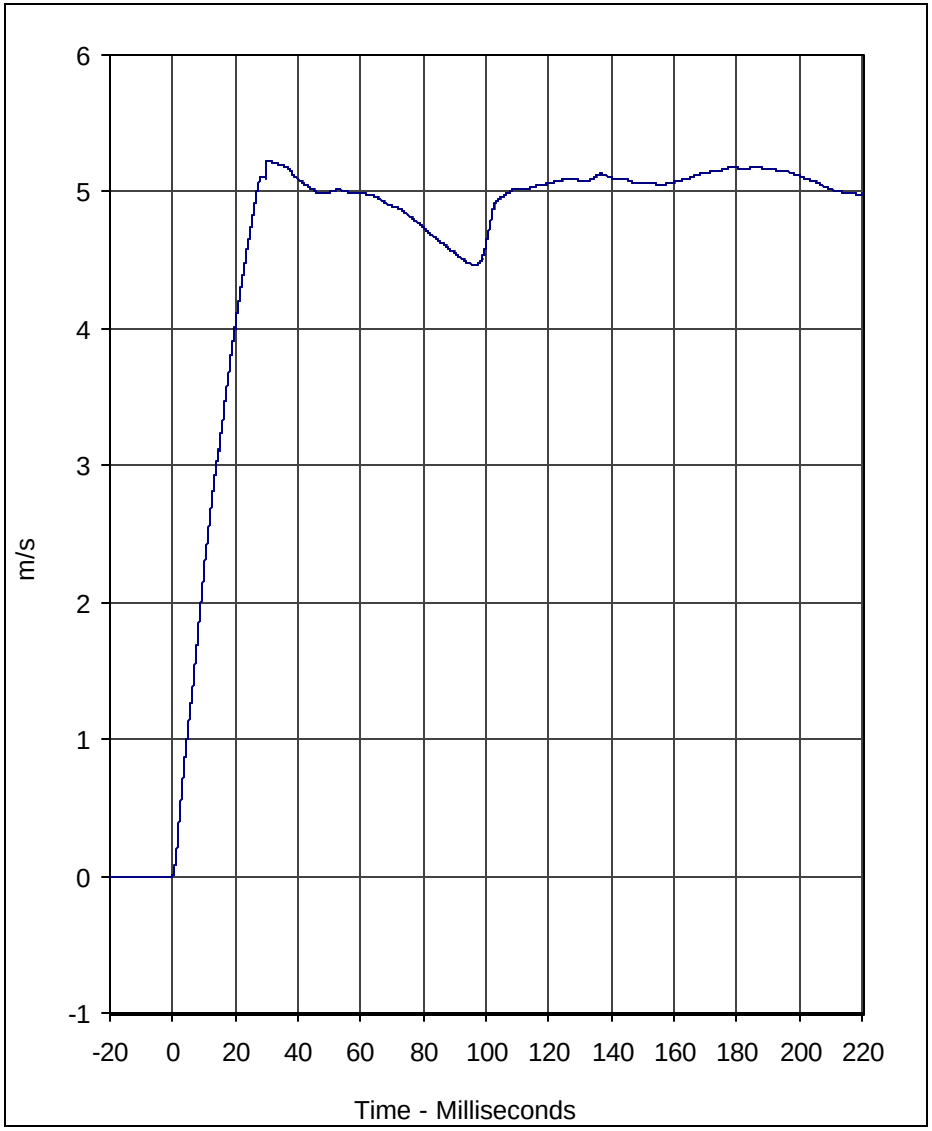

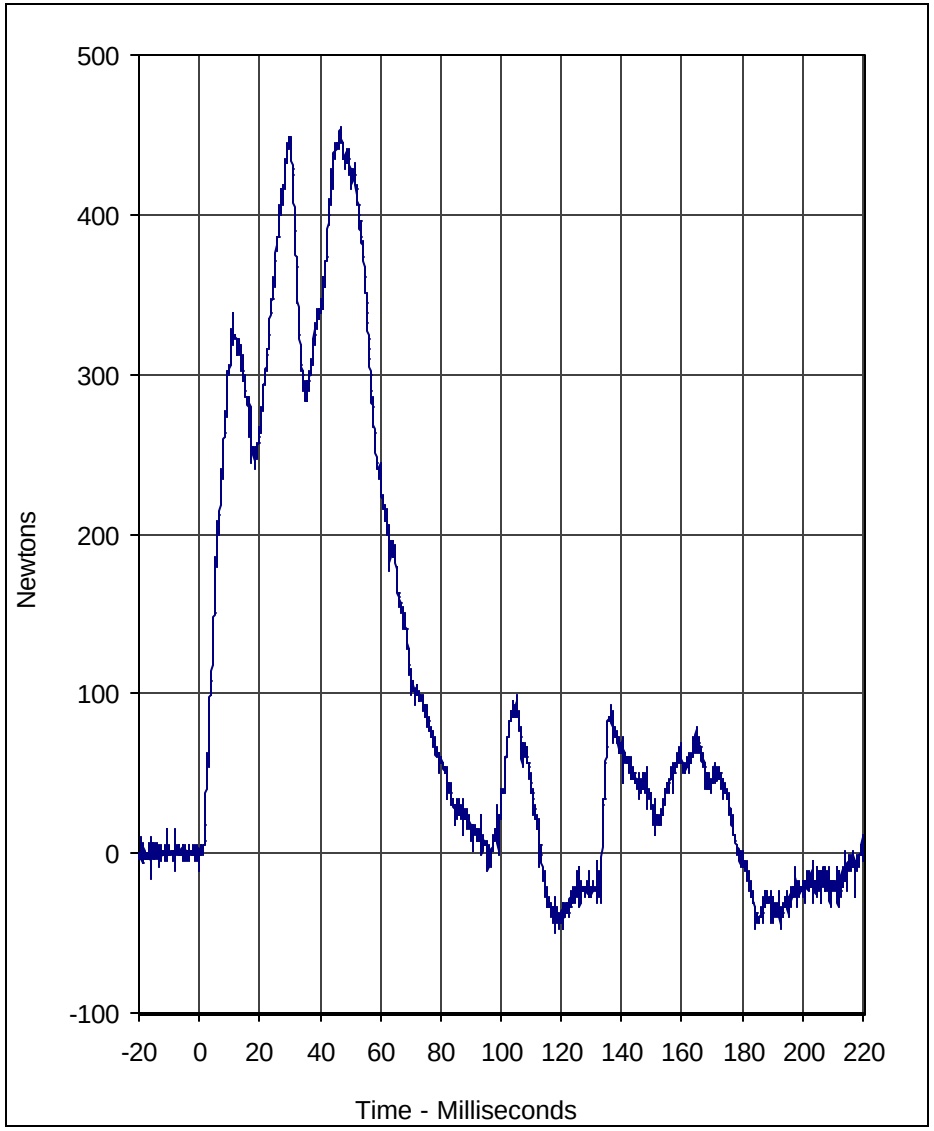

Curve Description	CURNO	Type
Pendulum Velocity	001	FIL

Units	Max	Time	Min	Time	SAE Class
m/s	5.2	30.8	0.0	-0.5	180

Curve Description	CURNO	Type
Neck Force X	002	FIL

Units	Max	Time	Min	Time	SAE Class
Newtons	454.5	46.7	-50.0	118.0	1000

Test Program: 3 Year Old Hybrid III Neck Flexion Test

Test Date: 8/26/03

A.T.D. Serial No.: 082

Test I.D.: NF09A

KARCO Engineering

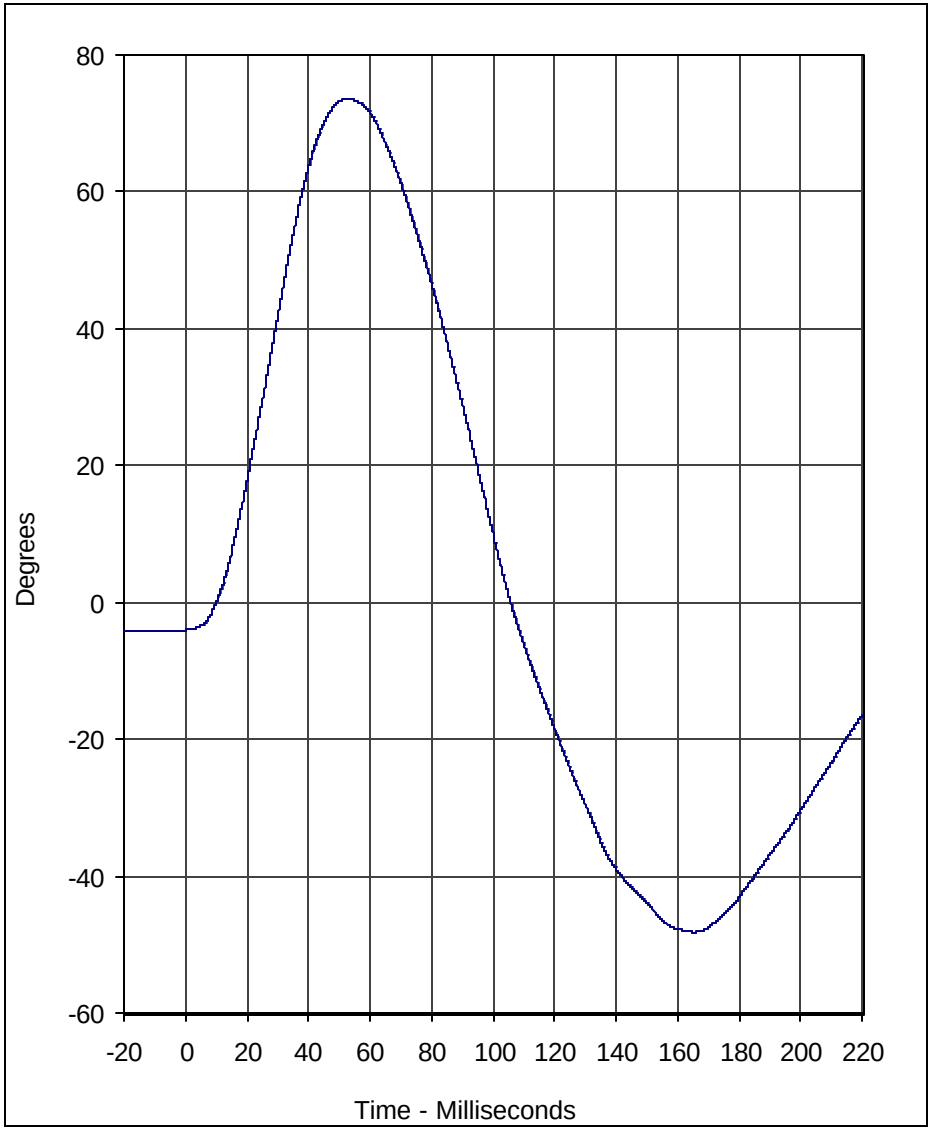

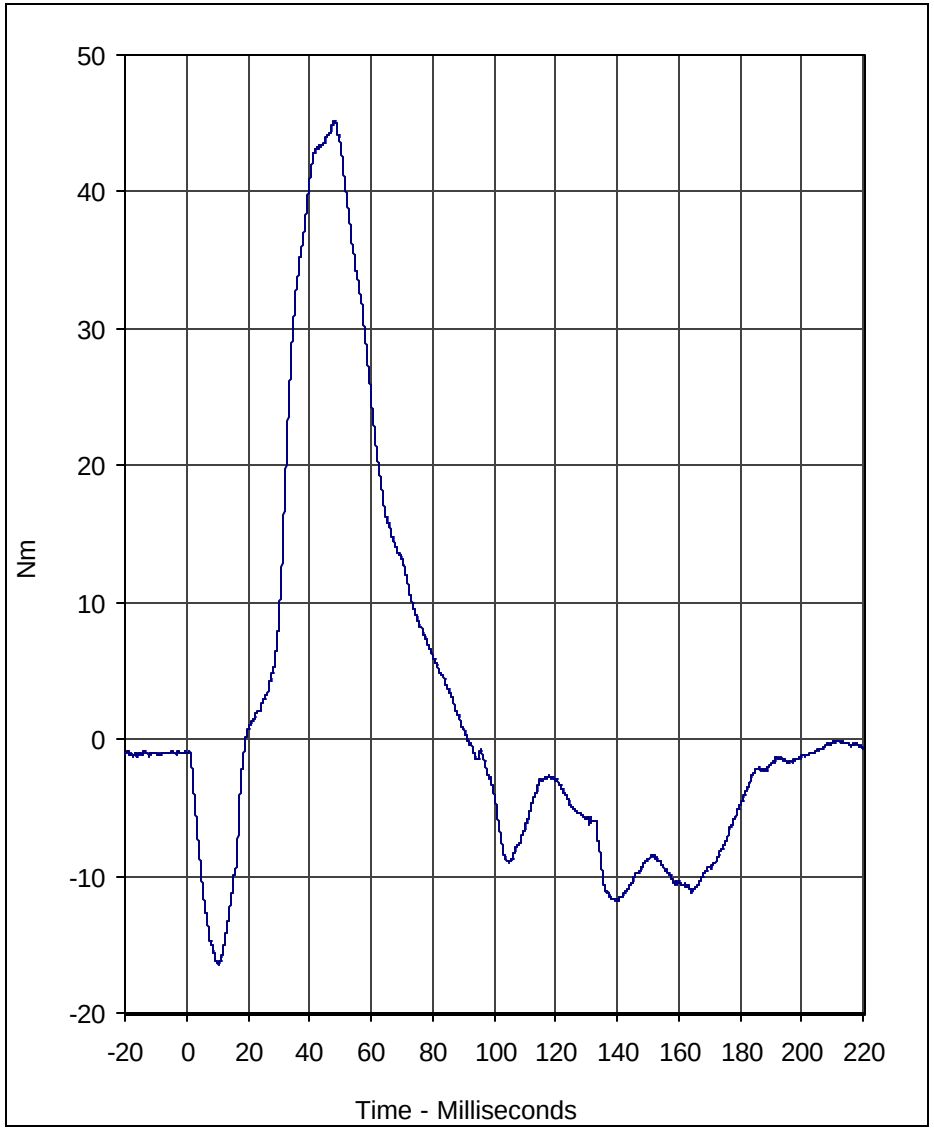

Curve Description	CURNO	Type
"D" Plane Rotation	003	FIL

Units	Max	Time	Min	Time	SAE Class
Degrees	73.6	52.9	-48.2	165.4	60

Curve Description	CURNO	Type
Neck Moment Y	002	FIL

Units	Max	Time	Min	Time	SAE Class
Nm	45.1	48.5	-16.5	10.4	600

Test Program: 3 Year Old Hybrid III Neck Flexion Test

Test Date: 8/26/03

A.T.D. Serial No.: 082

Test I.D.: NF09A

KARCO Engineering

Calibration Data Sheet
Hybrid III 3 Year Old
Neck Extension Test

ATD Serial No.: 082

Test I.D.: NE09A

Tested Parameter		Units	Specification	Result	Pass/Fail
Laboratory Temperature		^{o}C	20.6 to 22.2	21.1	Pass
Laboratory Relative Humidity		%	10 to 70	30	Pass
Pendulum Velocity		m/s	3.55 to 3.75	3.60	Pass
Pendulum Deceleration	10 Msec.	m/s	1.0 to 1.4	1.3	Pass
	20 Msec.	m/s	1.9 to 2.5	2.5	Pass
	30 Msec.	m/s	2.8 to 3.5	2.8	Pass
"D" Plane Rotation	Maximum	Degrees	83.0 to 93.0	85.2	Pass
Peak Moment in Rotation	Maximum	Nm	-43.7 to -53.3	-46.9	Pass
Positive Moment Decay, Time to 10Nm		Msec.	60.0 to 80.0	68.2	Pass
			Overall Test Results		Pass

Laboratory Technician

August 26, 2003

Test Date

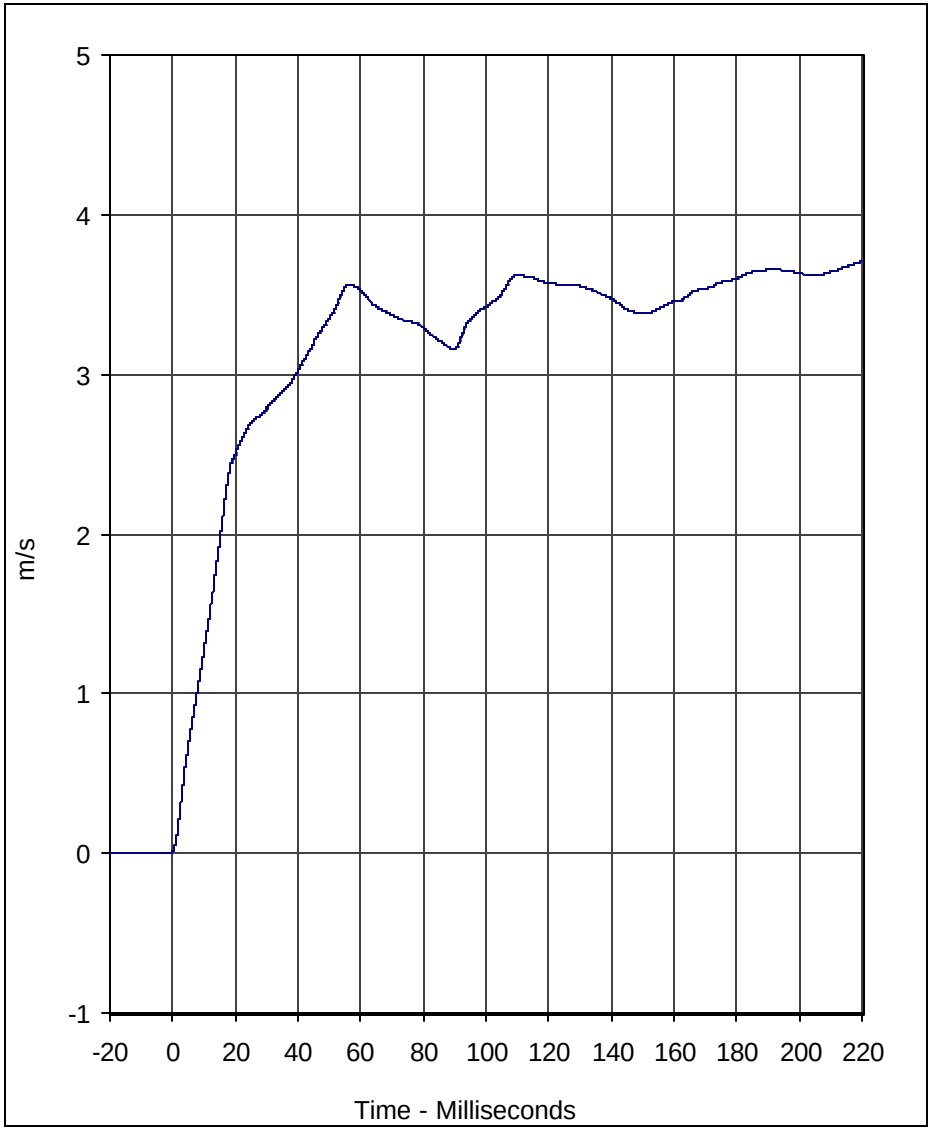

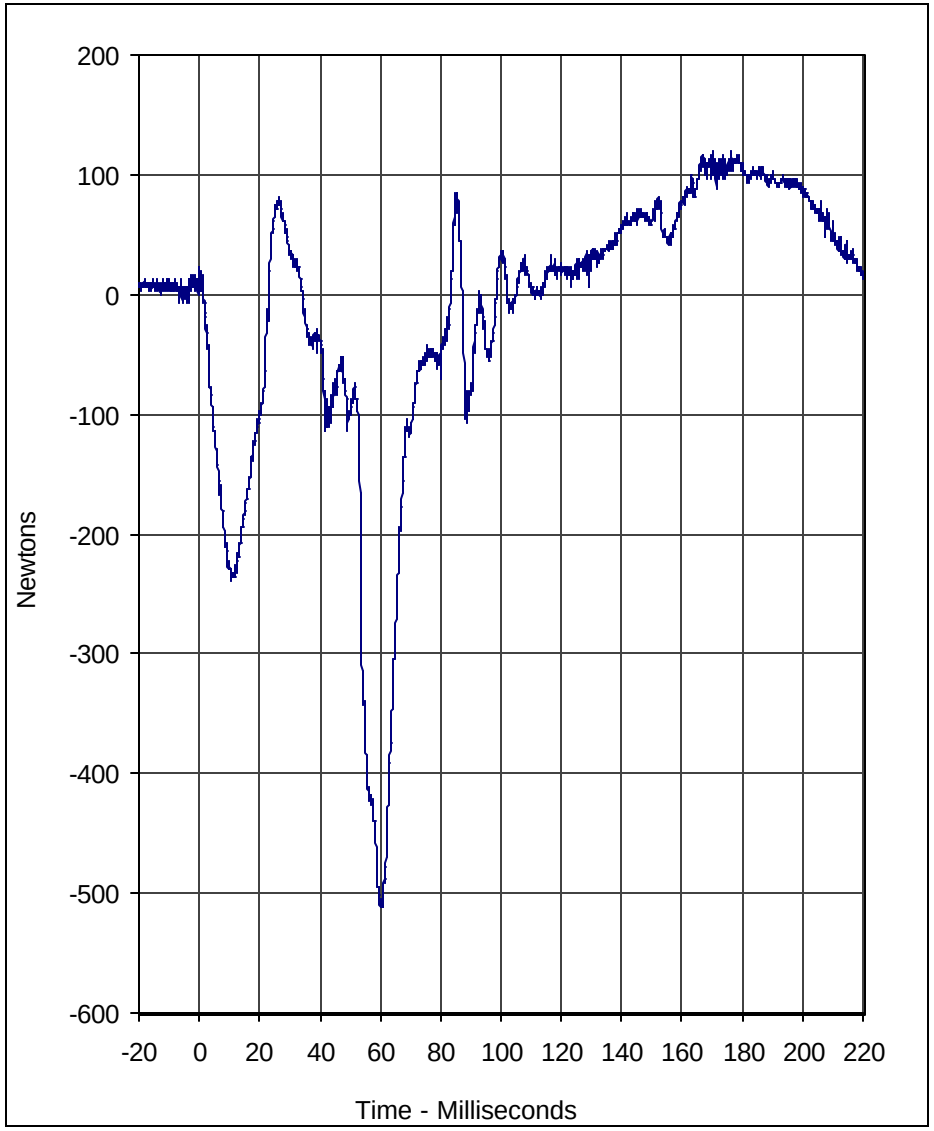

Curve Description	CURNO	Type
Pendulum Velocity	001	FIL

Units	Max	Time	Min	Time	SAE Class
m/s	3.7	220.0	0.0	-0.7	180

Curve Description	CURNO	Type
Neck Force X	002	FIL

Units	Max	Time	Min	Time	SAE Class
Newtons	119.7	170.5	-511.0	59.9	1000

Test Program: 3 Year Old Hybrid III Neck Extension Test

Test Date: 8/26/03

A.T.D. Serial No.: 082

Test I.D.: NE09A

KARCO Engineering

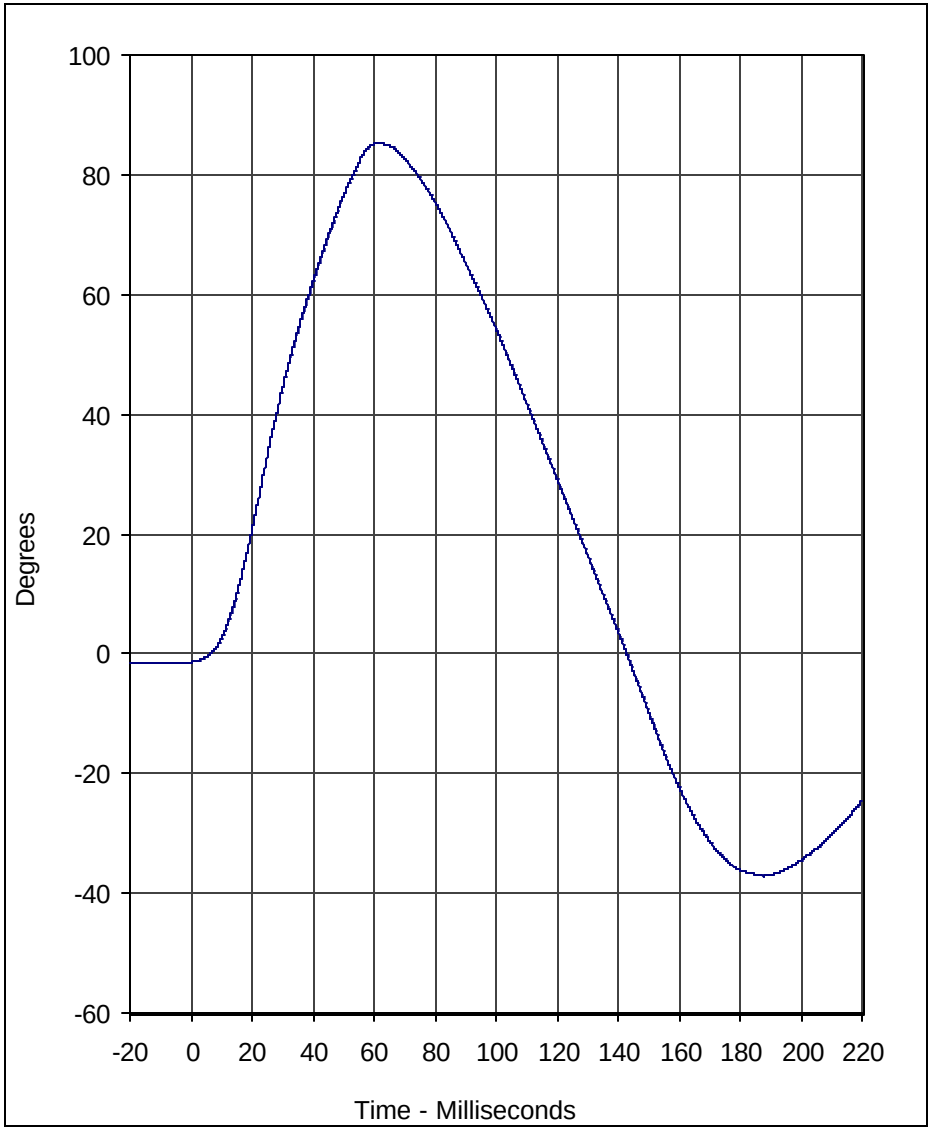

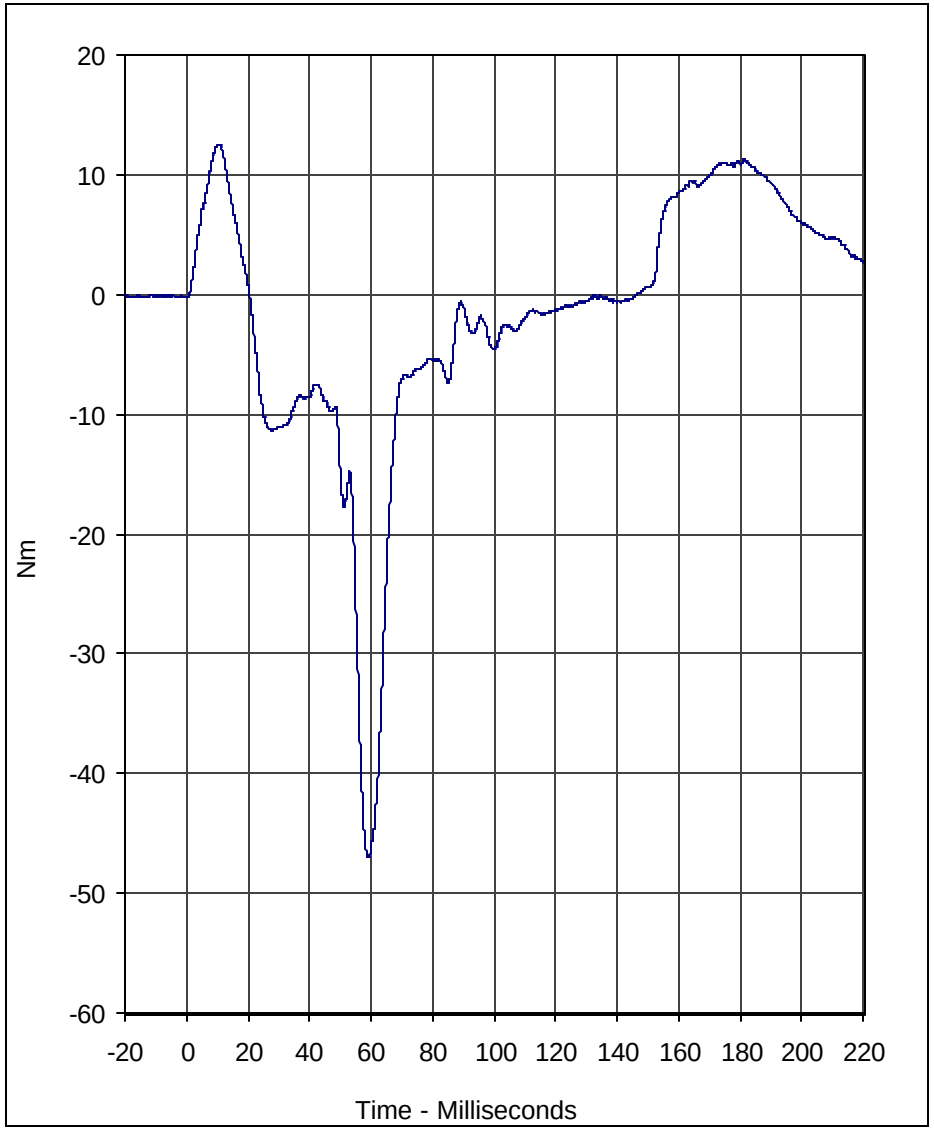

Curve Description	CURNO	Type
"D" Plane Rotation	003	FIL

Units	Max	Time	Min	Time	SAE Class
Degrees	85.2	61.6	-37.1	187.8	60

Curve Description	CURNO	Type
Neck Moment Y	002	FIL

Units	Max	Time	Min	Time	SAE Class
Nm	12.5	10.2	-46.9	59.0	600

Test Program: 3 Year Old Hybrid III Neck Extension Test

Test Date: 8/26/03

A.T.D. Serial No.: 082

Test I.D.: NE09A

KARCO Engineering

Calibration Data Sheet
Hybrid III 3 Year Old
Torso Flexion Test

ATD Serial No.: 082

Test I.D.: TF09A

Tested Parameter	Units	Specification	Result	Pass/Fail
Laboratory Temperature	°C	18.9 to 25.6	21.1	Pass
Laboratory Relative Humidity	%	10 to 70	30	Pass
Initial reference plane angle	Degrees	≤15.0	4.2	Pass
Peak Force at 45 +/-0.5 degrees	Newtons	130.0 to 180.0	160.4	Pass
Torso rotation rate	deg/sec	0.5 to 1.5	1.1	Pass
Final reference plane angle	Degrees	+/-10	4.3	Pass
		Overall Test Results		Pass

Laboratory Technician

August 26, 2003

Test Date

Calibration Data Sheet
Hybrid III 3 Year Old
External Measurements

ATD Serial No.: 082

Tested Parameter	Units	Specification	Result	Pass/Fail
Laboratory Temperature	°C	20.6 to 22.2	21.1	Pass
Laboratory Relative Humidity	%	10 to 70	30	Pass
A - Total sitting height	mm	539 to 554	545	Pass
B - Shoulder pivot height	mm	307 to 323	320	Pass
C - "H" point height	mm	34 to 45	40	Pass
D - "H" point from backline	mm	57 to 67	60	Pass
E - Shoulder pivot from back	mm	61 to 71	65	Pass
F - Thigh clearance	mm	81 to 91	90	Pass
G - Elbow back to wrist pivot	mm	247 to 263	260	Pass
H - Skull cap to back line	mm	48 to 58	50	Pass
I - Shoulder to elbow length	mm	185 to 201	195	Pass
J - Elbow rest height	mm	134 to 149	145	Pass
K - Buttock to knee length	mm	285 to 300	295	Pass
L - Poplipteal length	mm	219 to 234	230	Pass
M - Knee pivot height	mm	242 to 257	255	Pass
N - Buttock poplipteal length	mm	218 to 233	230	Pass
O - Chest depth with jacket	mm	139 to 154	145	Pass
P - Foot length	mm	138 to 148	140	Pass
R - Buttock to knee pivot length	mm	251 to 262	260	Pass
S - Head Breadth	mm	128 to 144	135	Pass
T - Head Depth	mm	167 to 183	180	Pass
U - Hip breadth	mm	201 to 216	210	Pass
V - Shoulder breadth	mm	237 to 252	245	Pass
W - Foot breadth	mm	54 to 64	60	Pass
X - Head circumference	mm	500 to 516	510	Pass
Y - Chest circumference with jacket	mm	527 to 553	545	Pass
Z - Waist circumference	mm	527 to 553	550	Pass
AA - Location for chest circumference	mm	249 to 259	255	Pass
BB - Location for waist circumference	mm	160 to 170	165	Pass
		Overall Test Results		Pass

Laboratory Technician

August 26, 2003
Test Date

Calibration Data Sheet
Hybrid III 3 Year Old
Head Drop Test

ATD Serial No.: 139

Test I.D.: HD09B

Tested Parameter	Units	Specification	Result	Pass/Fail
Laboratory Temperature	^{o}C	18.9 to 25.6	21.1	Pass
Laboratory Relative Humidity	%	10 to 70	30	Pass
Peak Resultant Acceleration	G's	250.0 to 280.0	257.0	Pass
Peak Lateral Acceleration	G's	≤15.0	7.9	Pass
Is Acceleration Unimodal?	Yes/No	Yes	Yes	Pass
Oscillations After Main Pulse	%	<10	3.2	Pass
		Overall Test Results		Pass

Laboratory Technician

August 25, 2003

Test Date

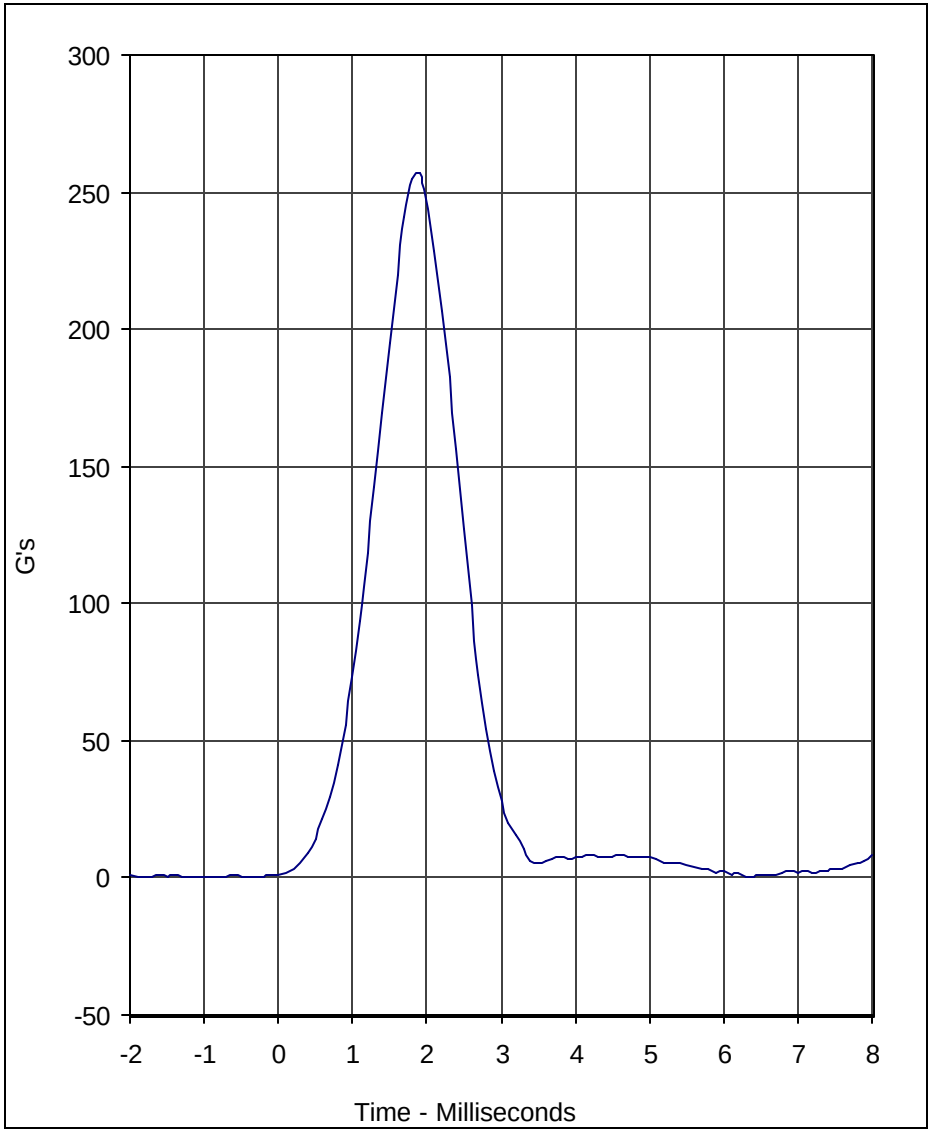

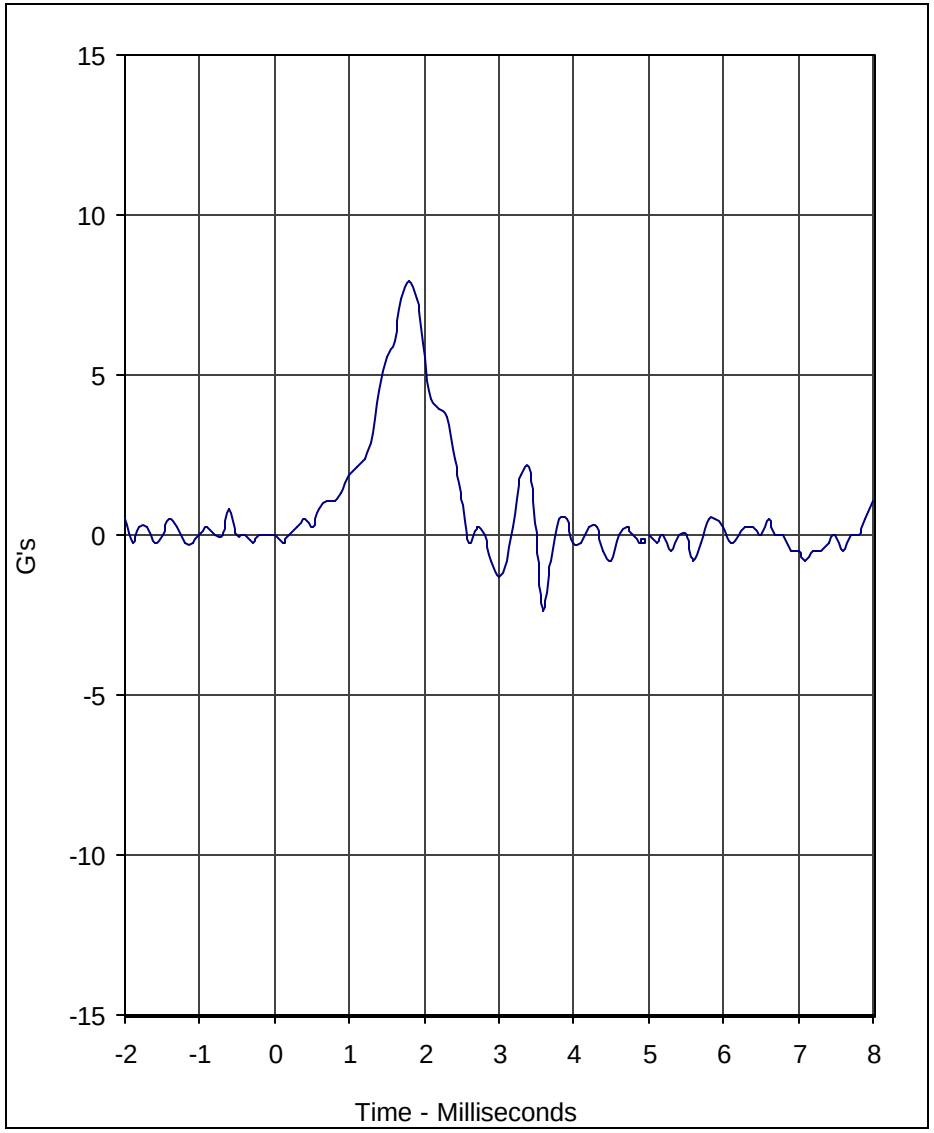

Curve Description	CURNO	Type
Head Resultant	001	RES

Units	Max	Time	Min	Time	SAE Class
G's	257.0	1.9	0.0	-0.8	1000

Curve Description	CURNO	Type
Head Y	002	FIL

Units	Max	Time	Min	Time	SAE Class
G's	7.9	1.8	-2.4	3.6	1000

Test Program: Hybrid III 3 Year Old Head Drop Test

Test Date: 8/25/03

A.T.D. Serial No.: 139

Test I.D.: HD09B

KARCO Engineering

Calibration Data Sheet
Hybrid III 3 Year Old
Thorax Impact Test

ATD Serial No.: 139

Test I.D.: CH09B

Tested Parameter	Units	Specification	Result	Pass/Fail
Laboratory Temperature	^{o}C	20.6 to 22.2	21.1	Pass
Laboratory Relative Humidity	%	10 to 70	30	Pass
Probe Velocity	m/s	5.9 to 6.1	6.06	Pass
Peak Chest Compression	MM	32 to 38	35.5	Pass
Peak Probe Force Between 32 and 38 MM	Newtons	680 to 810	759.0	Pass
Peak Probe Force Between 12.5 and 32 MM	Newtons	≤860	749.1	Pass
Internal Hysterysis	%	65 to 85	70.8	Pass
		Overall Test Results		Pass

Laboratory Technician

August 26, 2003

Test Date

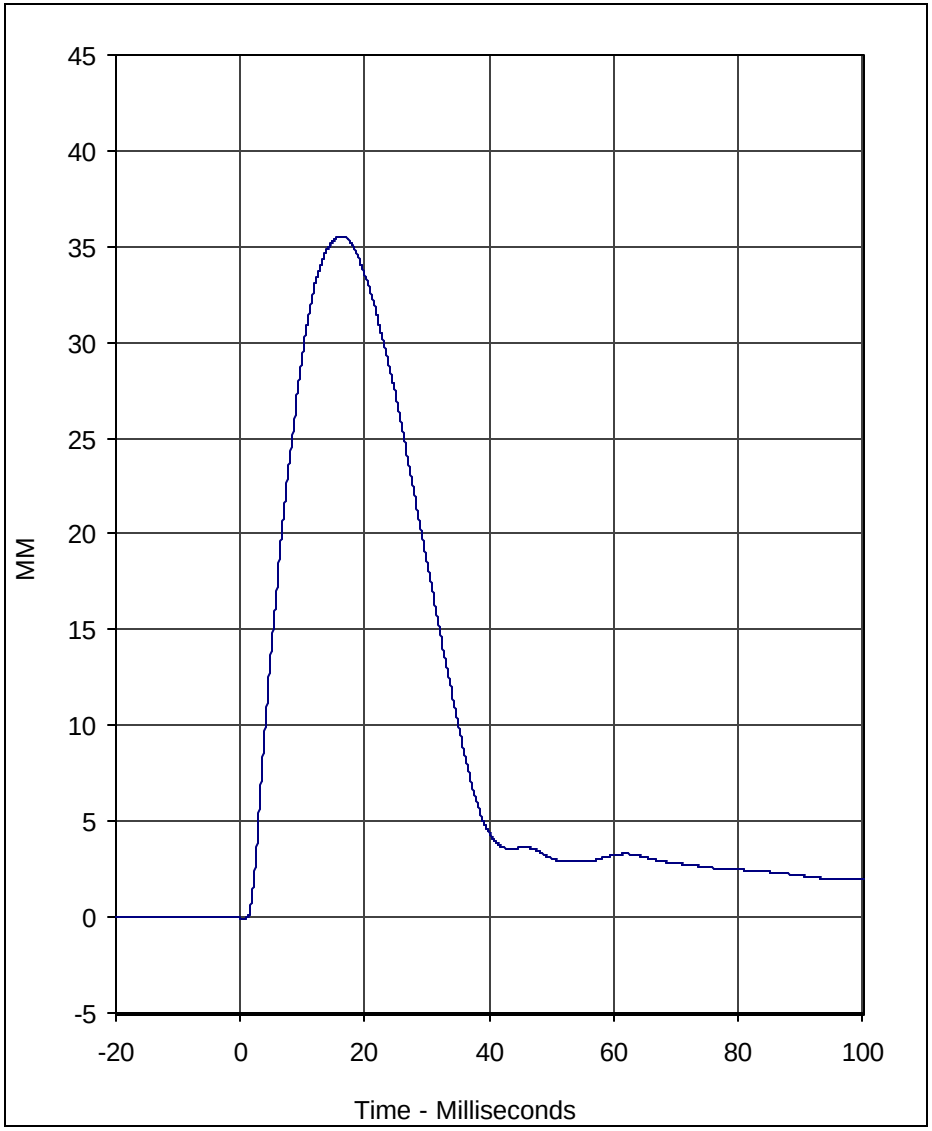

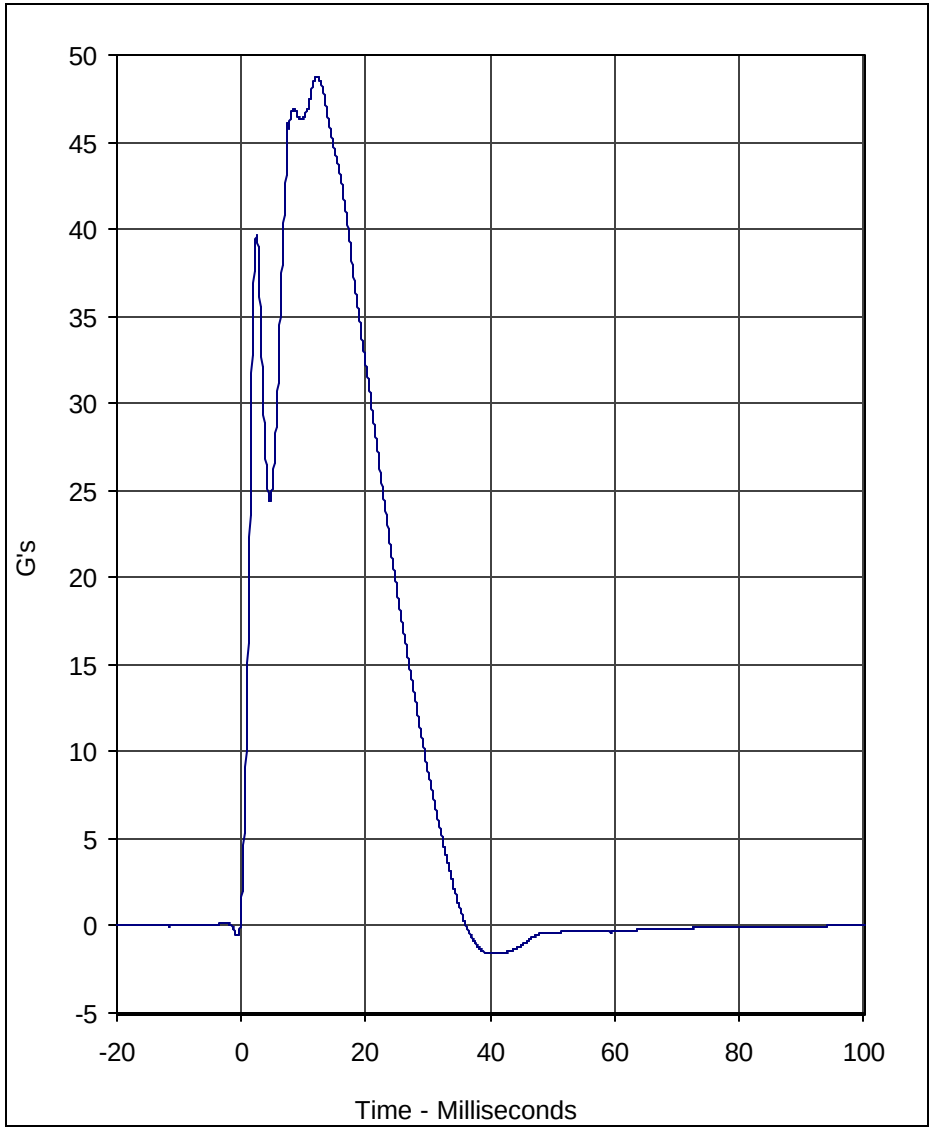

Curve Description	CURNO	Type
Chest Compression	001	FIL

Units	Max	Time	Min	Time	SAE Class
MM	35.5	16.4	-0.1	0.7	600

Curve Description	CURNO	Type
Probe Acceleration	002	FIL

Units	Max	Time	Min	Time	SAE Class
G's	48.8	12.3	-1.6	41.6	180

Test Program: Hybrid III 3 Year Old Thorax Impact

Test Date: 8/26/03

A.T.D. Serial No.: 139

Test I.D.: CH09B

KARCO Engineering

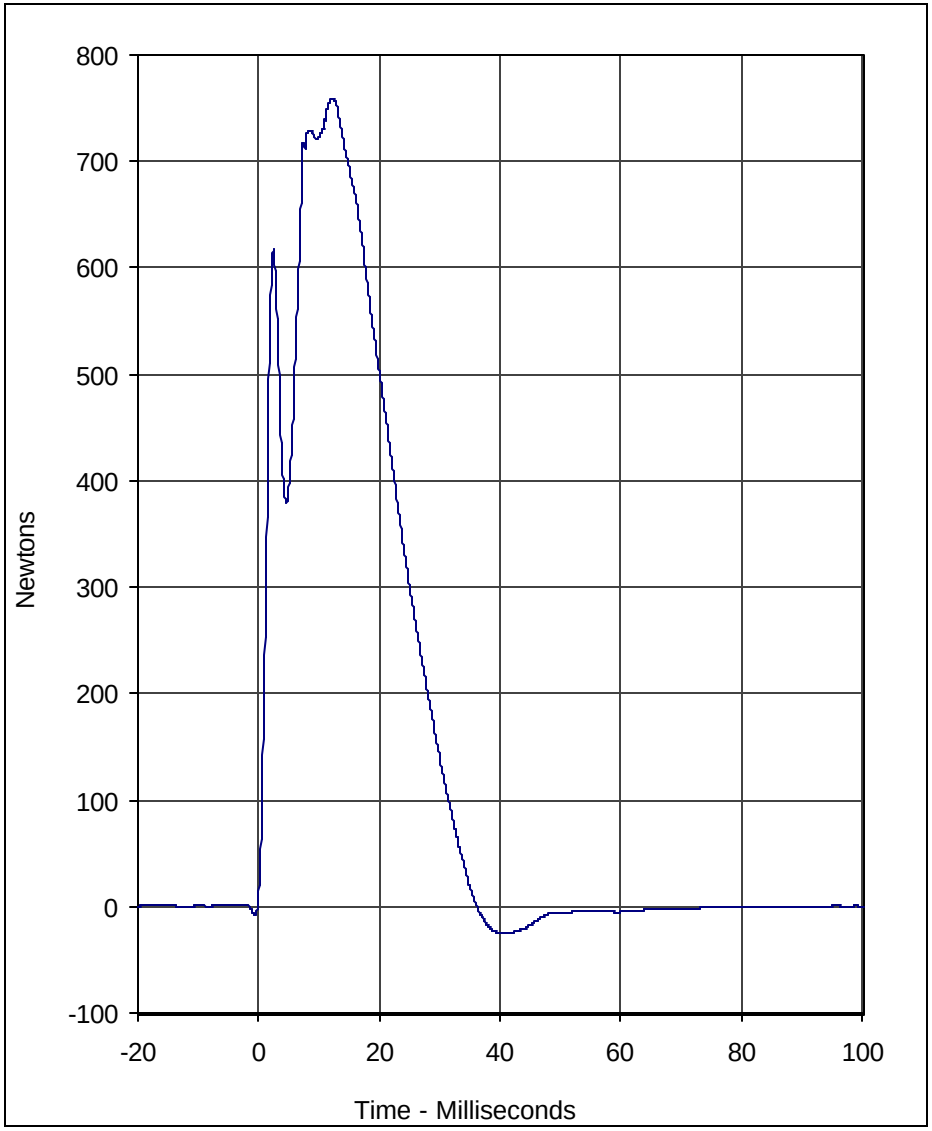

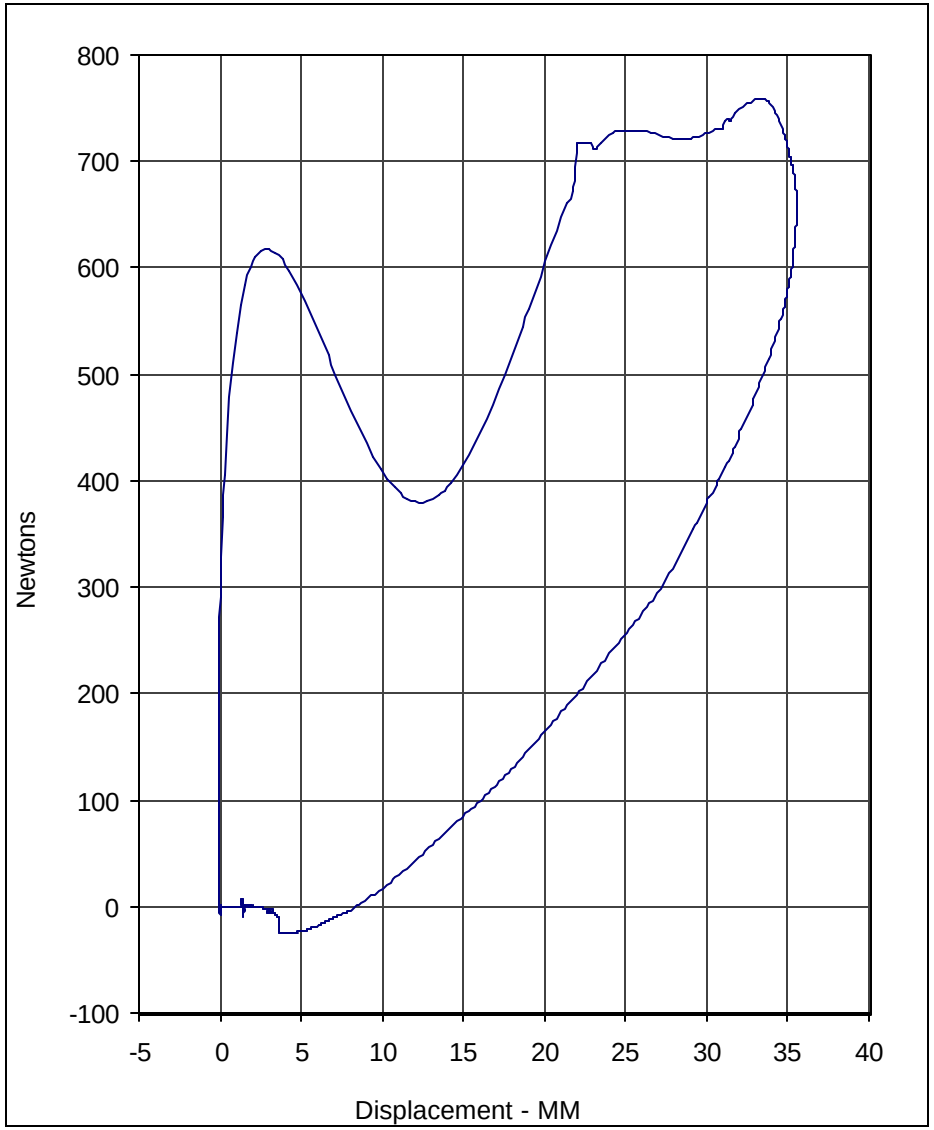

Curve Description	CURNO	Type
Probe Force	003	FIL

Units	Max	Time	Min	Time	SAE Class
Newtons	759.0	12.3	-24.8	41.6	180

Curve Description	CURNO	Type
Probe Force vs. Chest Compression	004	FIL

Units	Hysterysis	SAE Class
%	70.8	180/600

Test Program: Hybrid III 3 Year Old Thorax Impact

Test Date: 8/26/03

A.T.D. Serial No.: 139

Test I.D.: CH09B

KARCO Engineering

Calibration Data Sheet
Hybrid III 3 Year Old
Neck Flexion Test

ATD Serial No.: 139

Test I.D.: NF09B

Tested Parameter		Units	Specification	Result	Pass/Fail
Laboratory Temperature		^{o}C	20.6 to 22.2	21.1	Pass
Laboratory Relative Humidity		%	10 to 70	30	Pass
Pendulum Velocity		m/s	5.40 to 5.60	10.89	Fail
Pendulum Deceleration	10 Msec.	m/s	2.0 to 2.7	2.0	Pass
	20 Msec.	m/s	3.0 to 4.0	3.8	Pass
	30 Msec.	m/s	4.0 to 5.1	5.0	Pass
"D" Plane Rotation	Maximum	Degrees	70.0 to 82.0	74.0	Pass
Peak Moment in Rotation	Maximum	Nm	42.0 to 53.0	46.5	Pass
Positive Moment Decay, Time to 10Nm		Msec.	60.0 to 80.0	73.0	Pass
			Overall Test Results		Fail

Laboratory Technician

August 26, 2003

Test Date

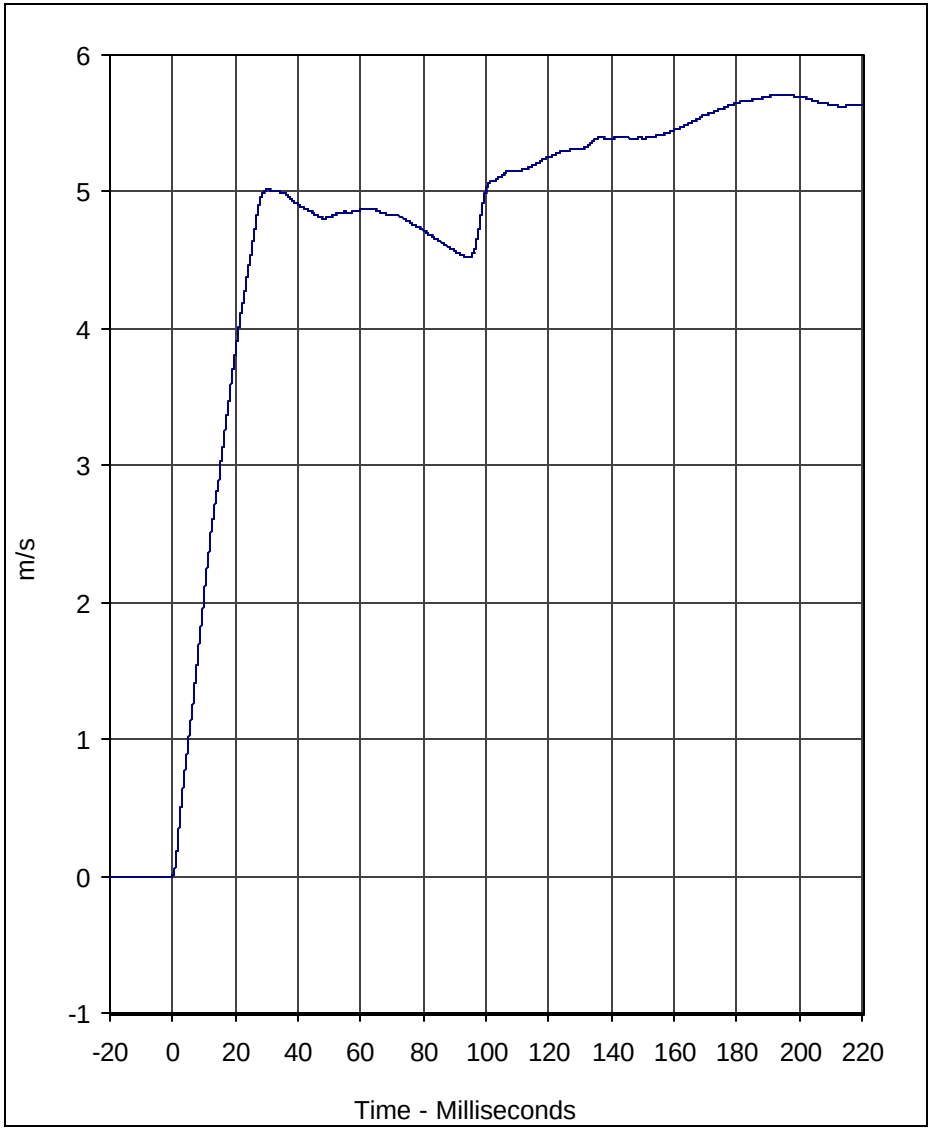

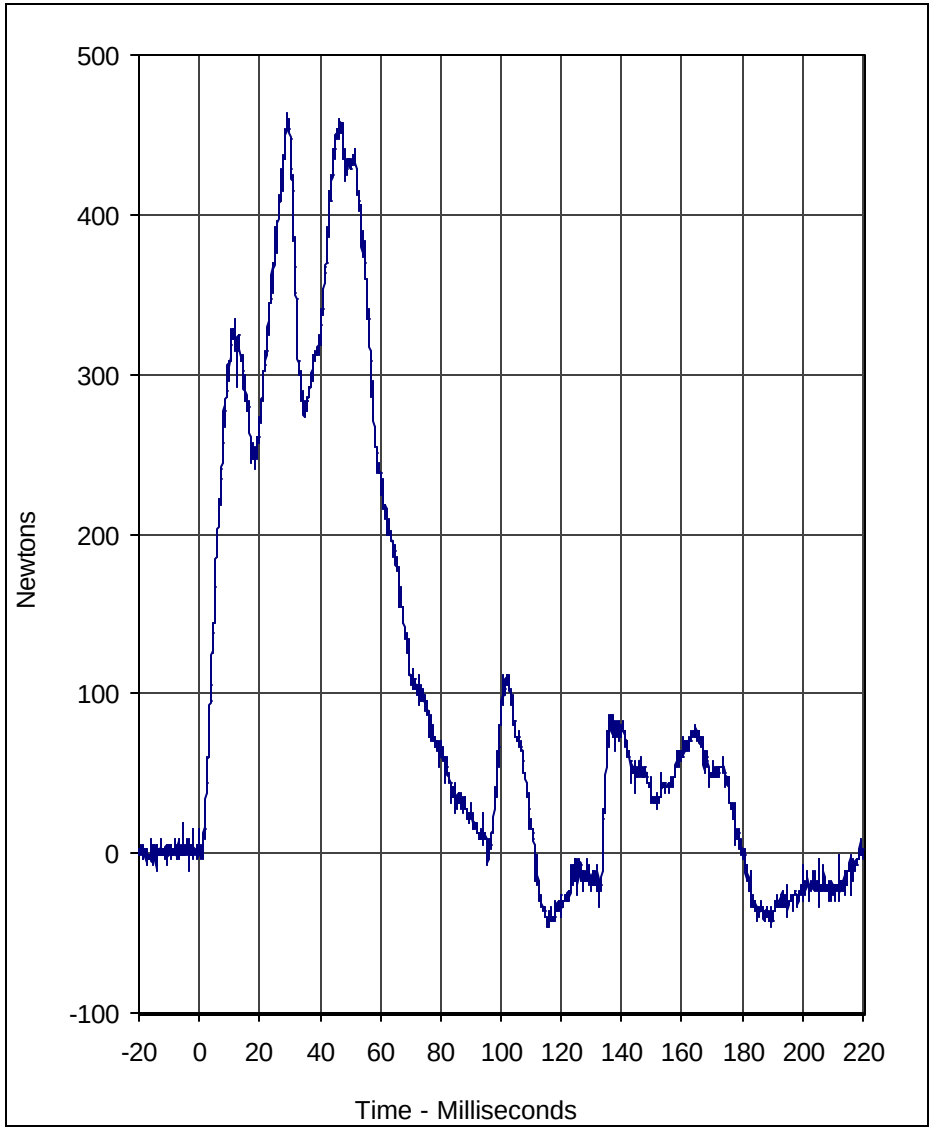

Curve Description	CURNO	Type
Pendulum Velocity	001	FIL

Units	Max	Time	Min	Time	SAE Class
m/s	5.7	193.6	0.0	-0.5	180

Curve Description	CURNO	Type
Neck Force X	002	FIL

Units	Max	Time	Min	Time	SAE Class
Newtons	463.5	29.0	-45.9	115.5	1000

Test Program: 3 Year Old Hybrid III Neck Flexion Test

Test Date: 8/26/03

A.T.D. Serial No.: 139

Test I.D.: NF09B

KARCO Engineering

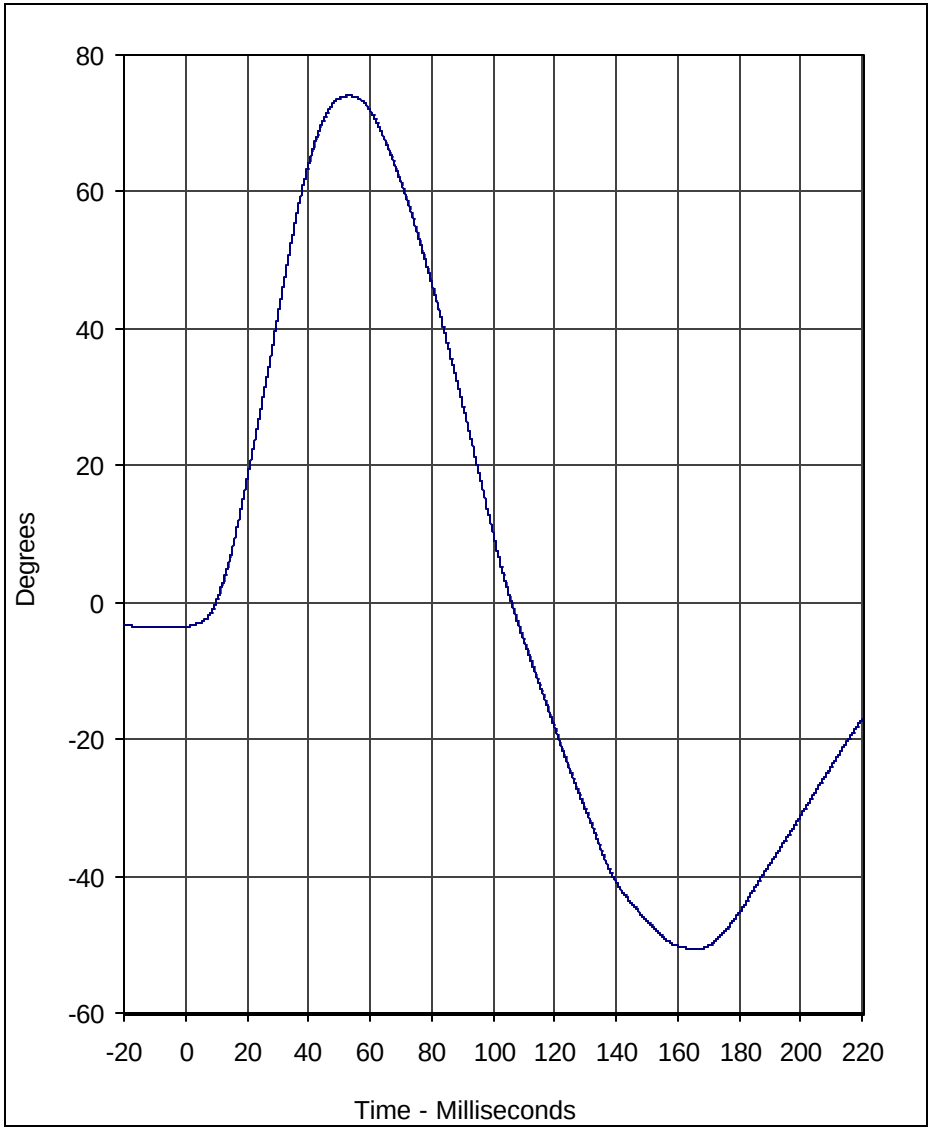

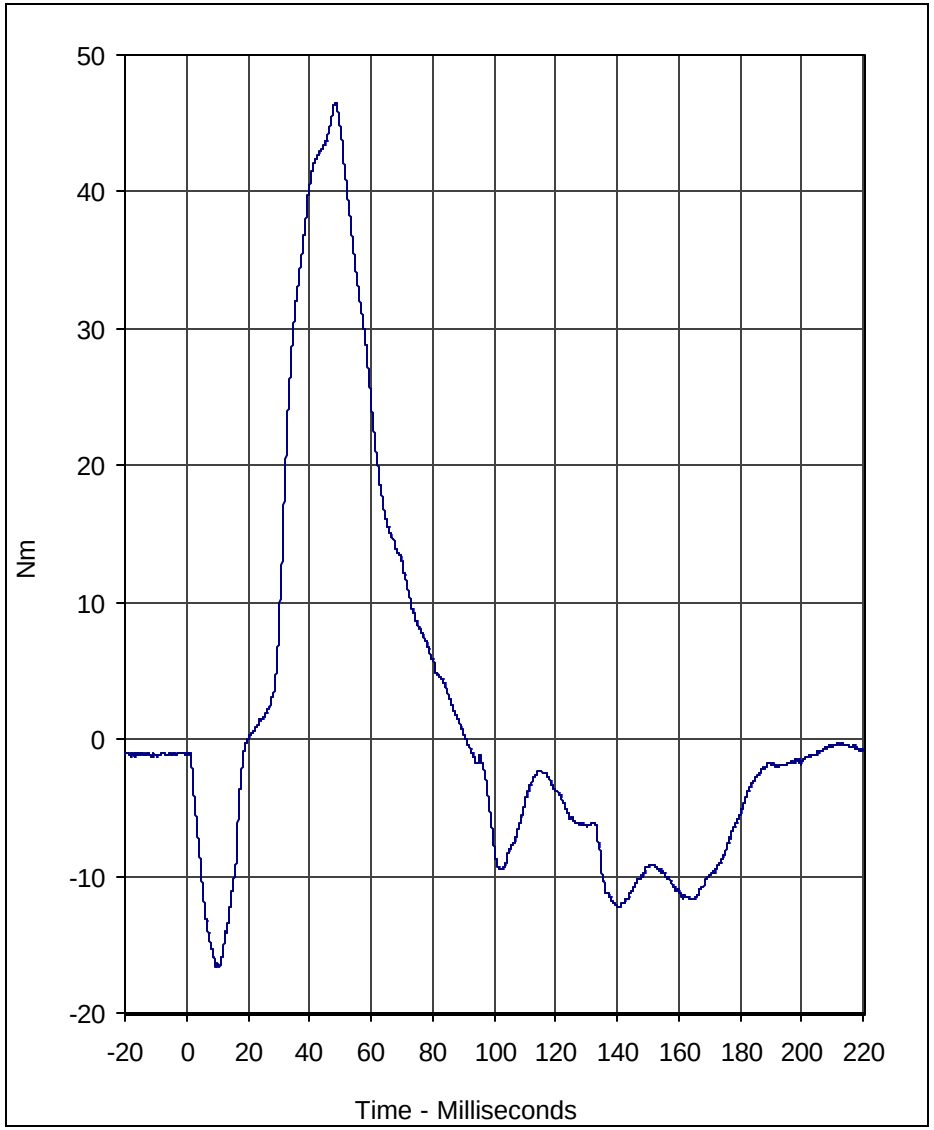

Curve Description	CURNO	Type
"D" Plane Rotation	003	FIL

Units	Max	Time	Min	Time	SAE Class
Degrees	74.0	53.2	-50.7	166.6	60

Curve Description	CURNO	Type
Neck Moment Y	002	FIL

Units	Max	Time	Min	Time	SAE Class
Nm	46.5	48.4	-16.6	10.7	600

Test Program: 3 Year Old Hybrid III Neck Flexion Test

Test Date: 8/26/03

A.T.D. Serial No.: 139

Test I.D.: NF09B

KARCO Engineering

Calibration Data Sheet
Hybrid III 3 Year Old
Neck Extension Test

ATD Serial No.: 139

Test I.D.: NE09B

Tested Parameter		Units	Specification	Result	Pass/Fail
Laboratory Temperature		^{o}C	20.6 to 22.2	21.1	Pass
Laboratory Relative Humidity		%	10 to 70	30	Pass
Pendulum Velocity		m/s	3.55 to 3.75	3.60	Pass
Pendulum Deceleration	10 Msec.	m/s	1.0 to 1.4	1.3	Pass
	20 Msec.	m/s	1.9 to 2.5	2.5	Pass
	30 Msec.	m/s	2.8 to 3.5	2.8	Pass
"D" Plane Rotation	Maximum	Degrees	83.0 to 93.0	85.9	Pass
Peak Moment in Rotation	Maximum	Nm	-43.7 to -53.3	-47.0	Pass
Positive Moment Decay, Time to 10Nm		Msec.	60.0 to 80.0	67.0	Pass
			Overall Test Results		Pass

Laboratory Technician

August 26, 2003

Test Date

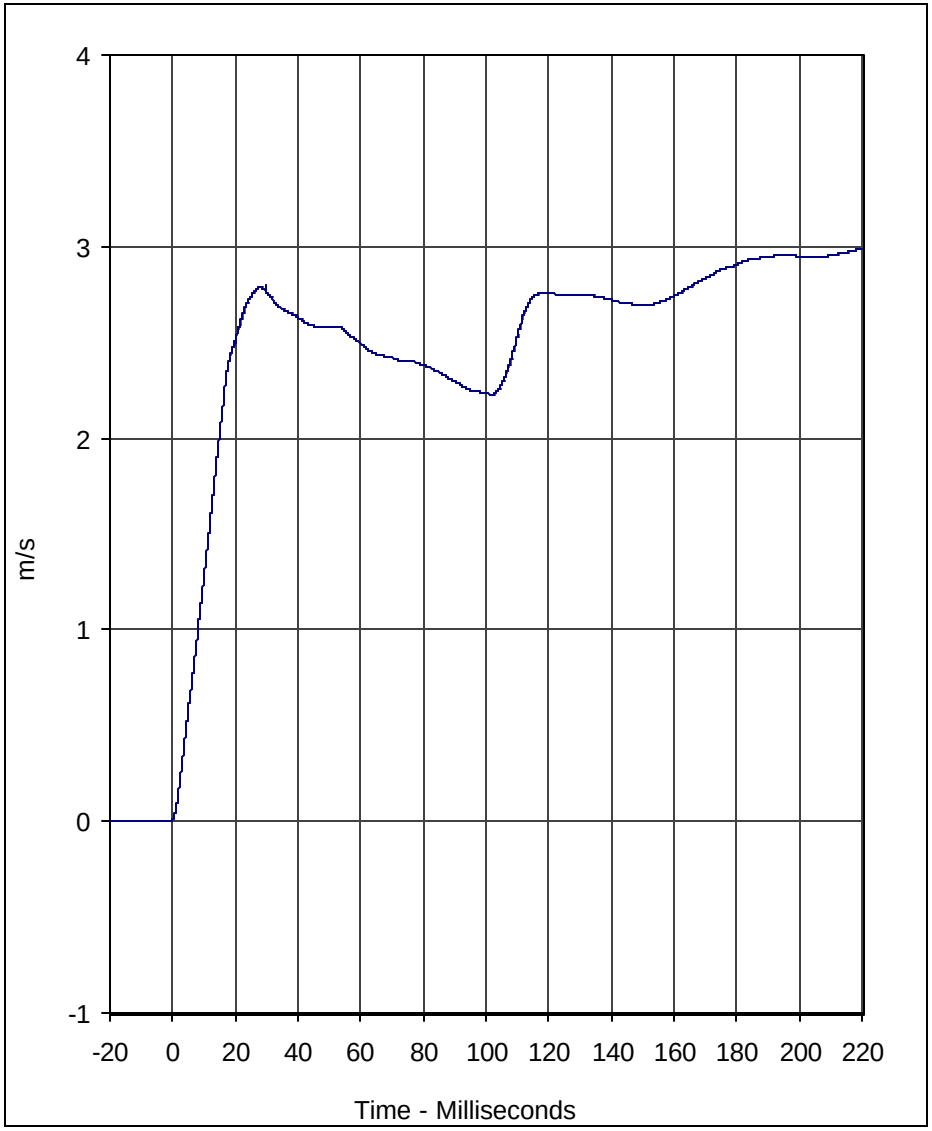

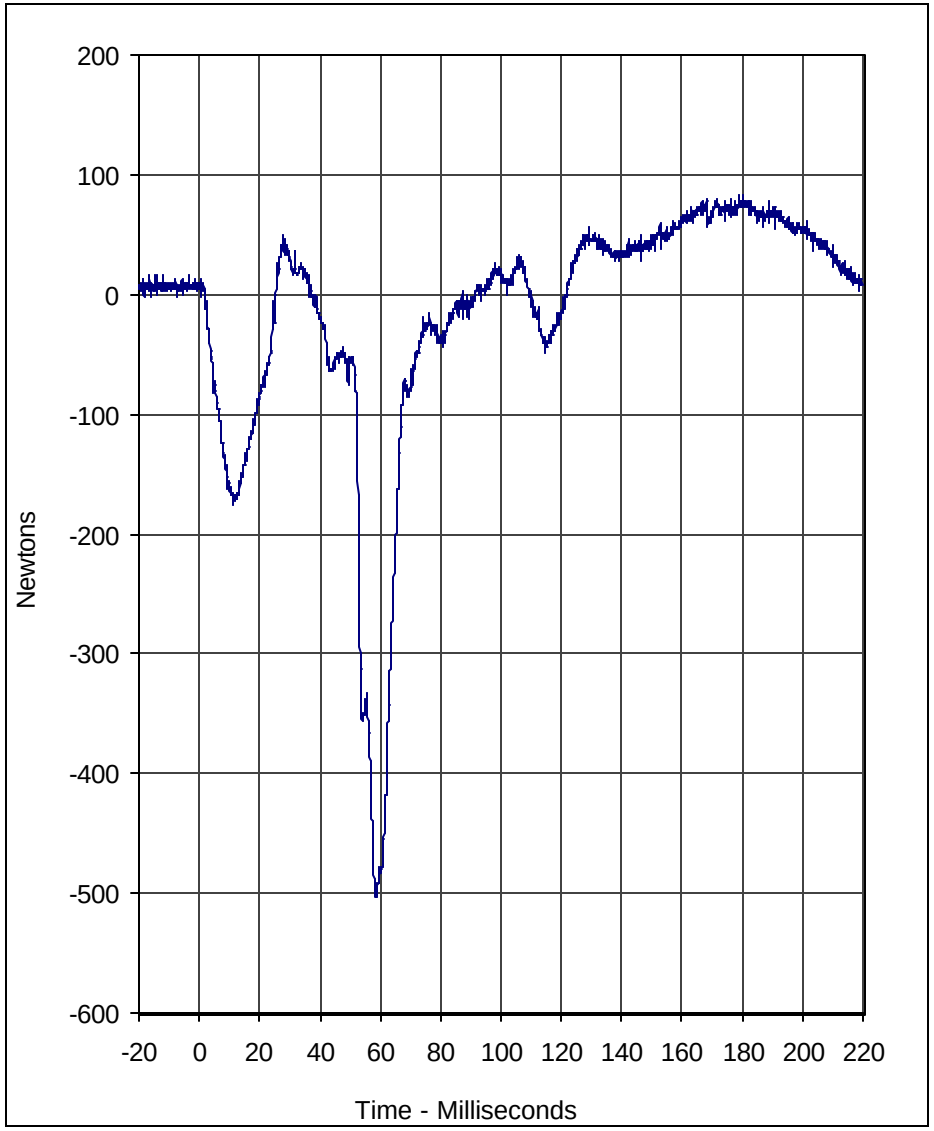

Curve Description	CURNO	Type
Pendulum Velocity	001	FIL

Units	Max	Time	Min	Time	SAE Class
m/s	3.0	220.0	0.0	-0.6	180

Curve Description	CURNO	Type
Neck Force X	002	FIL

Units	Max	Time	Min	Time	SAE Class
Newtons	82.7	179.1	-503.7	58.6	1000

Test Program: 3 Year Old Hybrid III Neck Extension Test

Test Date: 8/26/03

A.T.D. Serial No.: 139

Test I.D.: NE09B

KARCO Engineering

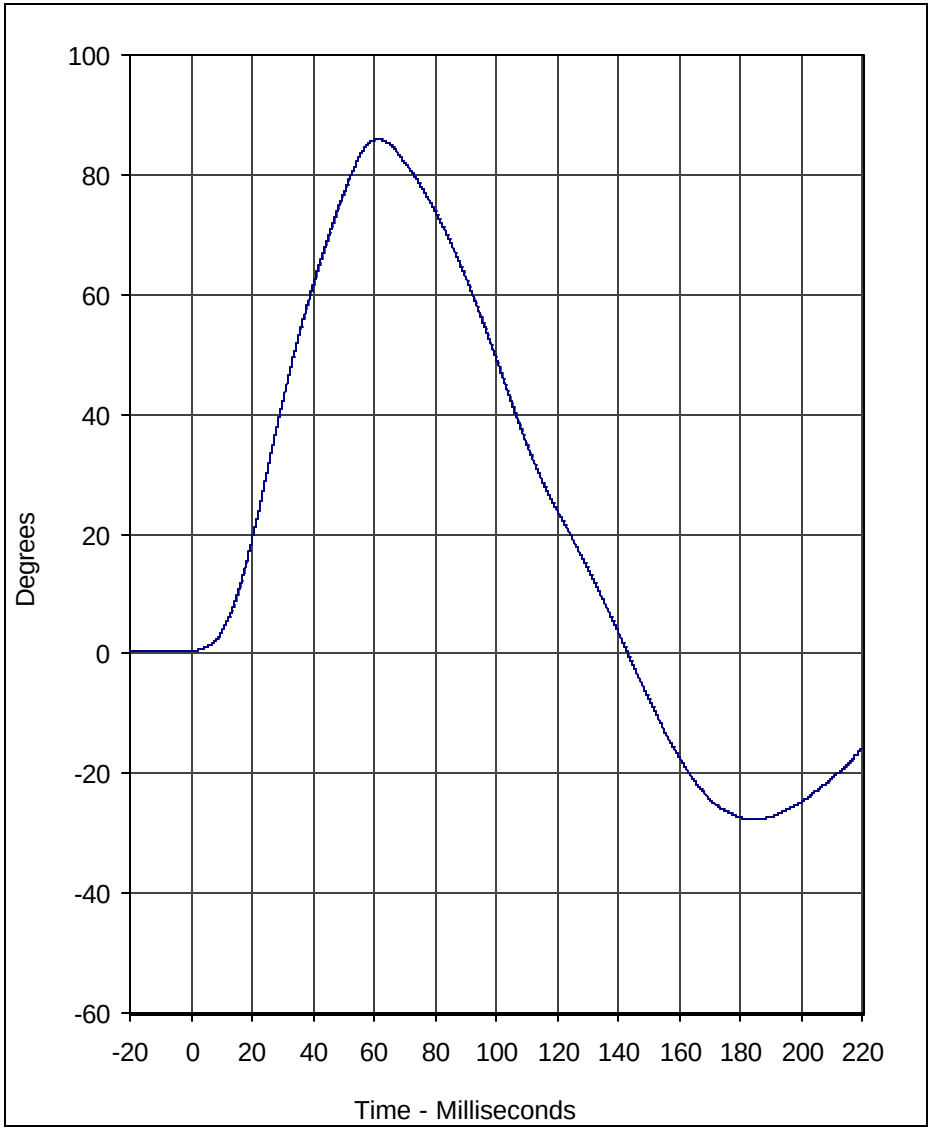

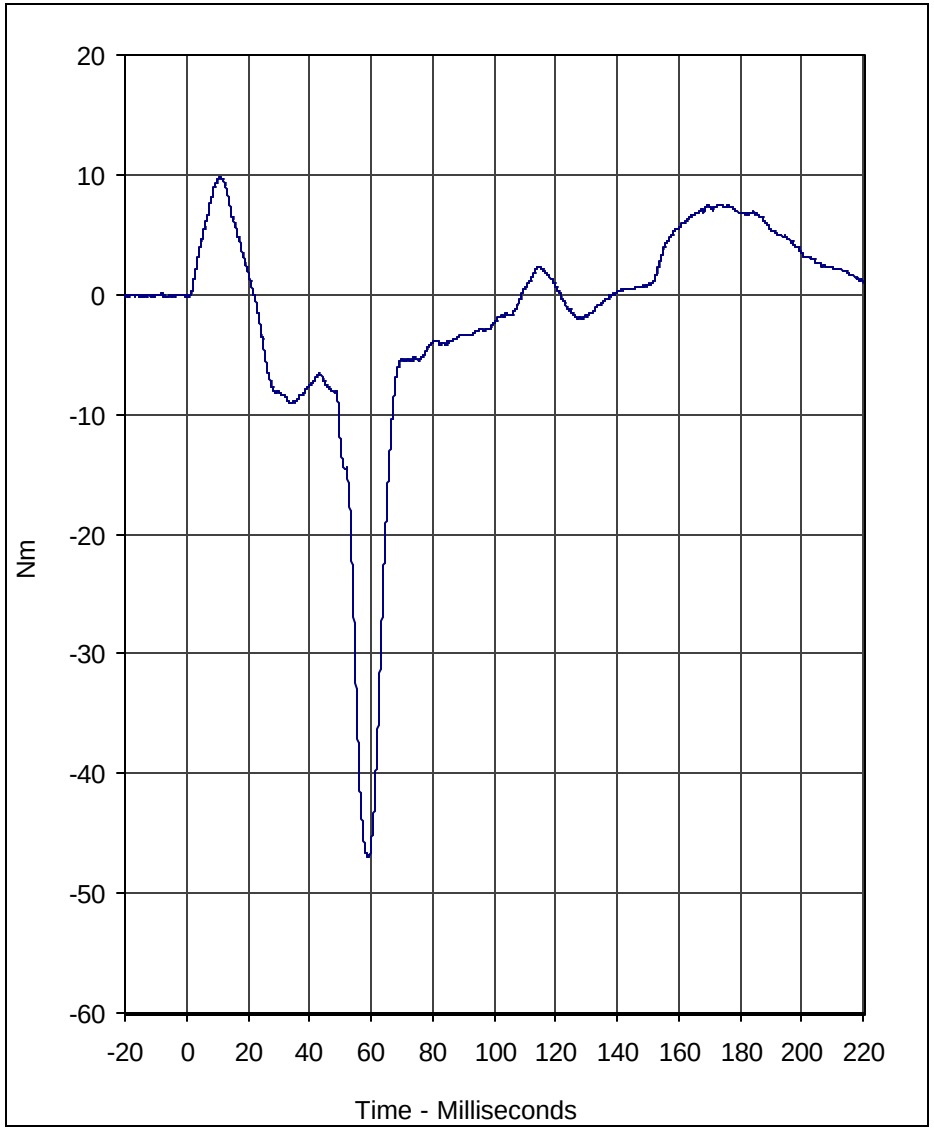

Curve Description	CURNO	Type
"D" Plane Rotation	003	FIL

Units	Max	Time	Min	Time	SAE Class
Degrees	85.9	61.1	-27.6	184.7	60

Curve Description	CURNO	Type
Neck Moment Y	002	FIL

Units	Max	Time	Min	Time	SAE Class
Nm	9.8	10.9	-47.0	59.0	600

Test Program: 3 Year Old Hybrid III Neck Extension Test

Test Date: 8/26/03

A.T.D. Serial No.: 139

Test I.D.: NE09B

KARCO Engineering

Calibration Data Sheet
Hybrid III 3 Year Old
Torso Flexion Test

ATD Serial No.: 139

Test I.D.: TF09A

Tested Parameter	Units	Specification	Result	Pass/Fail
Laboratory Temperature	°C	18.9 to 25.6	21.1	Pass
Laboratory Relative Humidity	%	10 to 70	30	Pass
Initial reference plane angle	Degrees	≤15.0	2.7	Pass
Peak Force at 45 +/-0.5 degrees	Newtons	130.0 to 180.0	137.5	Pass
Torso rotation rate	deg/sec	0.5 to 1.5	0.8	Pass
Final reference plane angle	Degrees	+/-10	5.2	Pass
		Overall Test Results		Pass

Laboratory Technician

August 26, 2003

Test Date

Calibration Data Sheet
Hybrid III 3 Year Old
External Measurements

ATD Serial No.: 139

Tested Parameter	Units	Specification	Result	Pass/Fail
Laboratory Temperature	°C	20.6 to 22.2	21.1	Pass
Laboratory Relative Humidity	%	10 to 70	30	Pass
A - Total sitting height	mm	539 to 554	545	Pass
B - Shoulder pivot height	mm	307 to 323	320	Pass
C - "H" point height	mm	34 to 45	40	Pass
D - "H" point from backline	mm	57 to 67	60	Pass
E - Shoulder pivot from back	mm	61 to 71	65	Pass
F - Thigh clearance	mm	81 to 91	90	Pass
G - Elbow back to wrist pivot	mm	247 to 263	260	Pass
H - Skull cap to back line	mm	48 to 58	50	Pass
I - Shoulder to elbow length	mm	185 to 201	190	Pass
J - Elbow rest height	mm	134 to 149	140	Pass
K - Buttock to knee length	mm	285 to 300	290	Pass
L - Poplipteal length	mm	219 to 234	225	Pass
M - Knee pivot height	mm	242 to 257	250	Pass
N - Buttock poplipteal length	mm	218 to 233	225	Pass
O - Chest depth with jacket	mm	139 to 154	150	Pass
P - Foot length	mm	138 to 148	140	Pass
R - Buttock to knee pivot length	mm	251 to 262	255	Pass
S - Head Breadth	mm	128 to 144	135	Pass
T - Head Depth	mm	167 to 183	175	Pass
U - Hip breadth	mm	201 to 216	205	Pass
V - Shoulder breadth	mm	237 to 252	245	Pass
W - Foot breadth	mm	54 to 64	60	Pass
X - Head circumference	mm	500 to 516	515	Pass
Y - Chest circumference with jacket	mm	527 to 553	545	Pass
Z - Waist circumference	mm	527 to 553	550	Pass
AA - Location for chest circumference	mm	249 to 259	255	Pass
BB - Location for waist circumference	mm	160 to 170	165	Pass
		Overall Test Results		Pass

Laboratory Technician

August 26, 2003
Test Date