

REPORT NUMBER KAR22073-01

**NEW CAR ASSESSMENT PROGRAM
SIDE IMPACT TEST**

**HONDA MOTOR COMPANY
2003 HONDA PILOT
4WD SUV**

NHTSA NUMBER: HO5304

**Prepared By:
KARCO ENGINEERING, LLC
9270 HOLLY ROAD
ADELANTO, CALIFORNIA 92301**



JULY 3, 2002

FINAL REPORT

**PREPARED FOR:
U.S. DEPARTMENT OF TRANSPORTATION
NATIONAL HIGHWAY TRAFFIC SAFETY ADMINISTRATION
SAFETY PERFORMANCE STANDARDS
OFFICE OF CRASHWORTHINESS STANDARDS
MAIL CODE: NPS-10
400 SEVENTH STREET, SW, ROOM 5313
WASHINGTON, D.C. 20590**

This final test report was prepared for the U.S. Department of Transportation, National Highway Traffic Safety Administration, in response to Contract Number DTNH22-99-D-02041.

This publication is distributed by the U.S. Department of Transportation, National Highway Traffic Safety Administration, in the interest of information exchange. The opinions, findings and conclusions expressed in this publication are those of the author(s) and not necessarily those of the Department of Transportation or the National Highway Traffic Safety Administration. The United States Government assumes no liability for its contents or use thereof. If trade or manufacturers' names or products are mentioned it is only because they are considered essential to the object of the publication and should not be construed as an endorsement. The United States Government does not endorse products or manufacturers.

Prepared by: _____
Mr. Patrick Puzzuto, Project Manager
KARCO Engineering, LLC

Date: July 3, 2002

Reviewed by: _____
Mr. Jerry L. Kratzke, Director of Operations
KARCO Engineering, LLC

Date: July 3, 2002

Approved by: _____
Mr. Frank D. Richardson, Program Manager
KARCO Engineering, LLC

Date: July 3, 2002

FINAL REPORT ACCEPTED BY:

Manager, Side Impact NCAP

Date of Acceptance

Technical Report Documentation Page

1. Report No. KAR22073-01	2. Government Accession No.	3. Recipients Catalog No.																			
4. Title and Subtitle Final Report of New Car Assessment Program Testing Side Impact Testing of a 2003 Honda Pilot 4WD SUV NHTSA NO. HO5304		5. Report Date July 3, 2002																			
		6. Performing Organization Code KAR																			
7. Author(s) Mr. Patrick Puzzuto, Project Manager, Karco Mr. Frank Richardson, Program Manager, Karco		8. Performing Organization Report No. KAR22073-01																			
9. Performing Organization Name and Address KARCO Engineering, LLC 9270 Holly Road Adelanto, CA 92301		10. Work Unit No.																			
		11. Contract or Grant No. DTNH22-99-D-02041																			
12. Sponsoring Agency Name and Address U.S. Department of Transportation National Highway Traffic Safety Administration Safety Performance Standards Office of Crashworthiness Standards Mail Code: NPS-10 400 Seventh Street, SW, Room 5313 Washington, D.C. 20590		13. Type of Report and Period Covered Final Test Report Option Year 2																			
		14. Sponsoring Agency Code DOT/NHTSA/NPS/OCS																			
15. Supplementary Notes																					
16. Abstract <p>A 55/28 km/h 90 deg. Moving Deformable Barrier Side Impact NCAP Test was conducted on the subject 2003 Honda Pilot 4WD SUV in accordance with the specifications of the Office of Crash Worthiness Standards Test Procedure for the generation of consumer information on vehicle side crash protection. The test was conducted at KARCO Engineering, LLC laboratories in Adelanto, California, on June 27, 2002.</p> <p>The impact velocity of the Moving Deformable Barrier was 62.41 km/h, and the outside ambient temperature at the struck (driver's) side of the vehicle was 32.2 deg. C. The target vehicle's maximum post test static crush was 313 mm located at level 2. The test vehicle's occupant performance is as follows:</p> <table border="1" style="width: 100%; border-collapse: collapse; margin-top: 10px;"> <thead> <tr> <th style="width: 60%;">Measurement Description</th> <th style="width: 20%;">Driver SID</th> <th style="width: 20%;">Passenger SID</th> </tr> </thead> <tbody> <tr> <td>Left Upper Rib (LUR) G's</td> <td style="text-align: center;">33.2</td> <td style="text-align: center;">20.1</td> </tr> <tr> <td>Left Lower Rib (LLR) G's</td> <td style="text-align: center;">29.6</td> <td style="text-align: center;">31.0</td> </tr> <tr> <td>Lower Spine (T₁₂) G's</td> <td style="text-align: center;">26.8</td> <td style="text-align: center;">37.4</td> </tr> <tr> <td>Thoracic Trauma Index (TTI) G's</td> <td style="text-align: center;">30</td> <td style="text-align: center;">34</td> </tr> <tr> <td>Pelvis (PEV) G's</td> <td style="text-align: center;">55</td> <td style="text-align: center;">60</td> </tr> </tbody> </table>				Measurement Description	Driver SID	Passenger SID	Left Upper Rib (LUR) G's	33.2	20.1	Left Lower Rib (LLR) G's	29.6	31.0	Lower Spine (T ₁₂) G's	26.8	37.4	Thoracic Trauma Index (TTI) G's	30	34	Pelvis (PEV) G's	55	60
Measurement Description	Driver SID	Passenger SID																			
Left Upper Rib (LUR) G's	33.2	20.1																			
Left Lower Rib (LLR) G's	29.6	31.0																			
Lower Spine (T ₁₂) G's	26.8	37.4																			
Thoracic Trauma Index (TTI) G's	30	34																			
Pelvis (PEV) G's	55	60																			
17. Key Words New Car Assessment Program (NCAP) Side Impact Moving Deformable Barrier (MDB) Side Impact Dummy (SID)		18. Distribution Statement Copies of this report are available from: National Highway Traffic Safety Admin. NHTSA Technical Reference Division 400 Seventh St., SW, Room 5108 Washington, DC 20590																			
19. Security Classification(of this report) UNCLASSIFIED	20. Security Classification(of this page) UNCLASSIFIED	21. No. of Pages 277	22. Price																		

Form DOT F1700.7 (8-72)

TABLE OF CONTENTS

<u>Section</u>		<u>Page</u>
1	Purpose and Test Procedure	1
2	Summary of Side Impact Test	2
3	Side Impact Dummy (SID) and Vehicle Test Data	3
4	Occupant and Vehicle Information	11

<u>Data Sheet</u>		<u>Page</u>
1	General Test and Vehicle Parameter Data	4
2	Test Vehicle Summary of Results	8
3	Moving Deformable Barrier (MDB) Summary of Results	9
4	Post Test Observations	10
5	SID Injury Criteria and Sensor Data	12
6	Vehicle Pre-Test and Post-Test Measurements	13
7	SID Longitudinal Clearance Dimensions	14
8	SID Lateral Clearance Dimensions	15
9	Vehicle Side Measurements	16
10	Vehicle Exterior Crush Profiles	17
11	Vehicle Damage Profile Distances	19
12	Deformable Barrier Honeycomb Face Static Crush	20
13	Vehicle Accelerometer Locations and Data Summary	21
14	MDB Accelerometer Location and Data Summary	23
15	High Speed Camera Locations and Data	24
16	FMVSS 301 Fuel System Integrity Post Impact Data	25
17	FMVSS 301 Static Rollover Data Sheet	26

<u>Appendix</u>		
A	Photographs	A
B	SID, Vehicle, and MDB Response Data	B
C	SID Configuration and Performance Verification Data	C
D	Test Equipment List and Calibration Information	D

SECTION 1
PURPOSE and TEST PROCEDURE

1.1 PURPOSE

This Side Impact NCAP test is conducted as part of the FY' 2002 test program sponsored by the National Highway Traffic Safety Administration (NHTSA), under contract No. DTNH22-99-D-02041. The purpose of this test is to generate comparative side impact data on a 2003 Honda Pilot 4WD SUV manufactured by Honda Motor Company.

1.2 TEST PROCEDURE

The side impact test was conducted in accordance with the current National Highway Traffic Safety Administration (NHTSA), Office of Crashworthiness Standards (OCS), laboratory test procedure NCAP Side Impact Testing, dated July 1997 and the corresponding KARCO Engineering, LLC Test Procedure KTP-214D, dated November 18, 1998. The procedures for receiving, inspection, testing, and reporting of test results are described in the test procedures and are not repeated in this report.

SECTION 2
SUMMARY OF SIDE IMPACT TEST

2.1 SUMMARY OF SIDE IMPACT NCAP TEST

A model year 2003 Honda Pilot 4WD SUV was impacted on the left (driver's) side by a Moving Deformable Barrier (MDB) which was moving forward in a 27° crabbed position to the tow road guidance system at a velocity of 62.41 km/h. The specified impact velocity range is from 61.1 to 62.7 km/h. The test (target) vehicle was stationary and positioned 63° to the line of forward motion. The weight of the vehicle as tested was 2190 kg and the test weight of the MDB was 1361 kg. The test was conducted at KARCO Engineering, LLC in Adelanto, California, on June 27, 2002.

One (1) real-time motion picture camera and eleven (11) high-speed motion picture cameras were used to document the impact event. The pre-test and post-test conditions were recorded by the real-time motion picture camera. Camera locations and pertinent camera information is documented in the data sheets. Pre-test and post-test photographs of the vehicle and SID's can be found in Appendix A. Two 50th percentile adult male Side Impact Dummy's (SID's) were placed in the driver's and left rear passenger designated seating positions according to the test procedure. Each SID is instrumented with contact switches on the pelvis and thorax, and eleven accelerometers in the following locations:

- Left Upper Rib (LUR) uni-axial accelerometer (Y-axis primary and redundant)
- Left Lower Rib (LLR) uni-axial accelerometer (Y-axis primary and redundant)
- Lower Thoracic Spine (T12) uni-axial accelerometer (Y-axis primary and redundant)
- Pelvic (PEV) section uni-axial accelerometer (Y-axis primary and redundant)
- Head Center of Gravity (CG) tri-axial accelerometers (X, Y, and Z axes)

The test vehicle was instrumented with twenty-five (25) structural accelerometers and the MDB was instrumented with five (5) accelerometers and a one (1) contact switch on the right bumper to compare left side to right side bumper impact timing. All data channels were recorded with a fully self contained on-board Test Data Acquisition System (TDAS). The data was digitally sampled at 10,000 samples per second and processed per Appendix V of the Test Procedure.

2.2 GENERAL COMMENTS

The test vehicle sustained a maximum static crush of 313 mm at level 2, 1200mm rearward of the left vertical impact point. The driver SID, Serial No. 274 and the passenger SID, Serial No. 275 were calibrated just prior to this test. The SID injury criteria is summarized as follows:

Measurement	Units	Driver	Passenger
Thoracic Trauma Index (TTI)	G's	30	34
Peak Pelvic G's (PEV)	G's	55	60

Tests summaries and post-test observations are presented in Section 3. The vehicle, camera, and occupant measurements are presented in Section 4. Appendix A contains the still photograph prints. Appendix B contains the driver and passenger SID's, vehicle, and MDB response data traces. Appendix C contains the SID's Configuration and performance verification data. Appendix D contains the test equipment information.

SECTION 3

SIDE IMPACT DUMMY (SID) AND VEHICLE TEST DATA

Test Vehicle: 2003 Honda Pilot 4WD SUV

NHTSA No.: HO5304

Test Program: 55/28 km/h 90° Side Impact NCAP

Test Date: 6/27/02

CONVERSION FACTORS USED IN THIS REPORT*

Quantity	Typical Application	Std Units	Metric Unit	Multiply By
Mass	Vehicle Weight	lb	kg	0.4536
Linear Velocity	Impact Velocity	mile/h	km/h	1.609
Length or Distance	Measurements	in	mm	25.4
Volume	Fuel Systems	gal	liter	3.785
Volume	Small Fluids	oz	mL	29.573
Pressure	Tire Pressures	lbf/in ²	kPa	7.0
Volume	Liquid	gal	liter	3.785
Temperature	General Use	°F	°C	$=(tf - 32)/1.8$
Force	Dynamic Forces	lbf	N	4.448
Moment	Torque	lbf/ft	Nm	1.355

* Based on the Recommended Practice in SAE J916, May 85

DATA SHEET NO. 1

GENERAL TEST AND VEHICLE PARAMETER DATA

Test Vehicle: 2003 Honda Pilot 4WD SUV

NHTSA No.: HO5304

Test Program: 55/28 km/h 90° Side Impact NCAP

Test Date: 6/27/02

TEST VEHICLE INFORMATION

Make	Honda
Model	Pilot 4WD
Body Style	SUV
NHTSA No.	HO5304
VIN	2HKYF18703H503253
Color	Blue
Delivery Date	6/4/02
Odometer Reading (mi.)	94
Dealer	Valley High Honda
Transmission	4-Speed Automatic
Final Drive	4WD
Type/Number Cylinders	V-6
Engine Displacement (L)	3.5
Engine Placement	Transverse

TEST VEHICLE OPTIONS

Driver Front Airbag	Yes
Driver Side Torso Airbag	Yes
Driver Side Head Airbag	No
Rear Pass. Airbag	No
Rear Pass. Torso Airbag	No
Rear Pass. Head Airbag	No
Power Brakes	Yes
Power Steering	Yes
Disc Brakes, Front	Yes
Disc Brakes, Rear	Yes
Anti-lock Brakes	Yes
Tilt Steering Wheel	Yes
Power Windows	Yes
Power Seats	Driver only

DATA FROM CERTIFICATION LABEL

Manufactured By	Honda of Canada Mfg.	GVWR (kg)	2731
Date of Manufacture	May-02	GAWR Front (kg)	1300
		GAWR Rear (kg)	1431

DATA FROM TIRE PLACARD

Measured Parameter	Front	Rear
Maximum Tire Pressure (kPa)	225	225
Cold Pressure (kPa)	225	225
Recommend Tire Size	P235/70R16	P235/70R16
Tire Size on Vehicle	P235/70R16	P235/70R16
Tire Manufacturer	Goodyear	Goodyear

Measured Parameter	Front	Rear	Third	Total
Type of Seats	Bucket	Split Bench	Bench	
Number of Occupants	2	3	3	8
Capacity Wt. (VCW) (kg)				600
Cargo Weight (RCLW) (kg)				55

DATA SHEET NO. 1...(CONTINUED)
GENERAL TEST AND VEHICLE PARAMETER DATA

Test Vehicle: 2003 Honda Pilot 4WD SUV

NHTSA No.: HO5304

Test Program: 55/28 km/h 90° Side Impact NCAP

Test Date: 6/27/02

TEST VEHICLE WEIGHTS

	Units	As Delivered (UVW)			As Tested (ATW)		
		Front Axle	Rear Axle	Total	Front Axle	Rear Axle	Total
Left	kg	569	439		611	523	
Right	kg	540	433		552	504	
Ratio	%	56.0	44.0		53.1	46.9	
Totals	kg	1109	872	1981	1163	1027	2190

TARGET TEST WEIGHT CALCULATION*

Measured Parameter	Units	Value
Total Delivered Weight (UVW)	kg	1981
Weight of 2 P572F Side Impact Dummies	kg	162
Rated Cargo/Luggage Weight (RCLW)	kg	55
Calculated Vehicle Target Weight (TVTW)	kg	2198

*Actual As Tested Weight (ATW) will be TVTW -5/-10 kg

TEST VEHICLE ATTITUDES AND CG

	Units	LF	RF	LR	RR	CG (aft of front axle)
As Delivered	mm	826	828	835	842	1188
As Tested	mm	811	822	812	796	1266
Fully Loaded	mm	809	820	805	790	

GENERAL TEST VEHICLE DATA

Measurement Description	Units	Value
Test Vehicle Wheel base	mm	2700
Total Vehicle Length at Left Side	mm	3108
Total Vehicle Length at Centerline	mm	4773
Total Vehicle Length at Right Side	mm	3108
Weight of Ballast In Cargo Area	kg	49
Amount of Stoddard Solvent in Fuel Tank	Liters	67.8

TEST VEHICLE VERTICAL IMPACT LINE DATA

Measurement Description	Units	Value
Test Vehicle Wheel base	mm	2700
Target Impact Point Aft of Front Axle	mm	410
Actual Impact Point Aft of Front Axle	mm	427

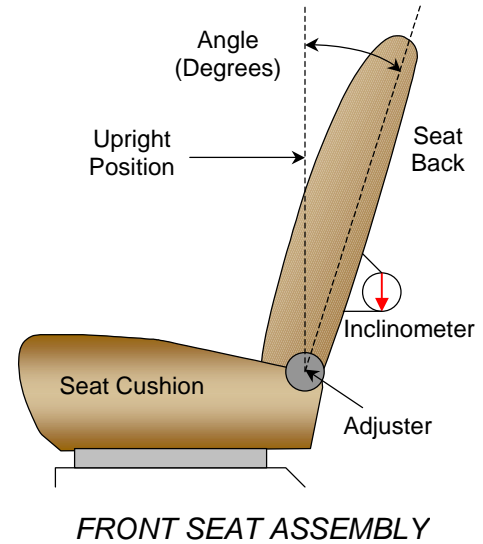
DATA SHEET NO. 1...(continued)
GENERAL TEST AND VEHICLE PARAMETER DATA

Test Vehicle: 2003 Honda Pilot 4WD SUV
 Test Program: 55/28 km/h 90° Side Impact NCAP

NHTSA No.: HO5304
 Test Date: 6/27/02

NOMINAL DESIGN RIDING POSITION

The driver's seat back is positioned to the manufacturer's designated angle. The procedure for positioning the seat is as follows: After placing the seat fore/aft travel in the mid position and setting the vertical adjustment to the lowermost position, the seatback is set four (4) positions from the first locking position. A measurement of 710mm from the sunvisor outside bracket bolt to the headrest outer hole verifies the placement. The angle is measured on the lower seatback plastic backing.



Driver seat back angle: 20° with a seated dummy
 Rear seat back angle: Fixed

SEAT FORE/AFT POSITIONS

The driver's seat is electronically adjustable. The fore/aft position is set to the middle position. The vertical height is set to the lowermost position. The rear seat is fixed, no adjustments.

Driver seat fore/aft total travel: 240mm
 Driver seat fore/aft position: 120mm aft of full forward, middle position
 Rear seat fore/aft total travel: Fixed, no adjustments
 Rear seat fore/aft position: N/A

SEAT BELT UPPER ANCHORAGE

The driver's seat is equipped with an adjustable seatbelt anchorage that has four (4) positions. The anchorage is placed in the uppermost position. The rear passenger seatbelt anchorage is fixed, no adjustments.

DATA SHEET NO. 1...(continued)

GENERAL TEST AND VEHICLE PARAMETER DATA

Test Vehicle: 2003 Honda Pilot 4WD SUV

NHTSA No.: HO5304

Test Program: 55/28 km/h 90° Side Impact NCAP

Test Date: 6/27/02

FUEL TANK CAPACITY DATA

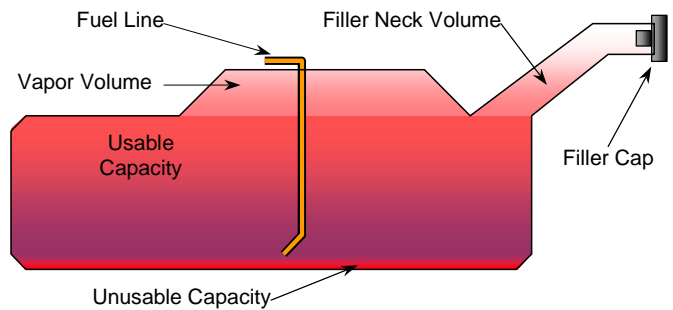
The "Usable Capacity" of the standard equipment fuel tank is: 72.7 liters

The "Usable Capacity" of any optional equipment fuel tank is: N/A liters

92 to 94% of "Usable Capacity" for certification to FMVSS 301 requirement: 66.9 to 68.1 liters

Actual amount of Stoddard solvent added to vehicle for certification test: 67.8 liters

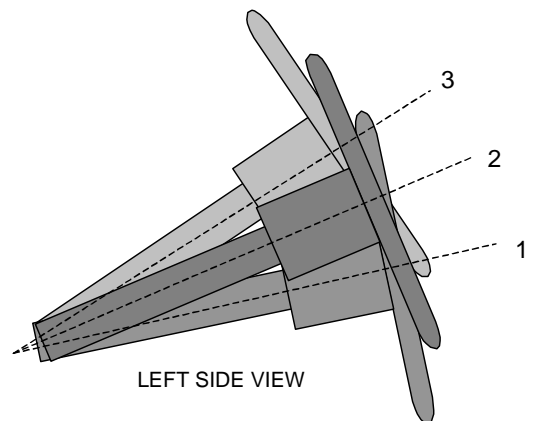
The test vehicle is equipped with an electric fuel pump. The fuel pump will operate for approximately two (2) seconds with the ignition in the "ON" position, after which the fuel pump shuts off and fuel system pressure is maintained. The fuel tank is located under the rear passenger seat. Fuel lines travel from the fuel tank inside the left frame rail to the engine compartment. The fuel filler door is located on the left rear fender.



VEHICLE FUEL TANK ASSEMBLY

STEERING COLUMN ADJUSTMENT

Steering wheel and column adjustments are made so that the steering wheel hub is at the geometric center of the locus it describes, when it is moved through its full range of motion. An aluminum plate is placed across the rim of the steering wheel, an inclinometer is placed onto the plate and the angle is measured. The tested vehicle has its steering column set to position 2 as indicated in the drawing at right and the angle below.



STEERING COLUMN ASSEMBLY

Lowermost, position 1: 25°

Geometric center, position 2: 27°

Uppermost, position 3: 29°

DATA SHEET NO. 2

TEST VEHICLE SUMMARY OF RESULTS

Test Vehicle: 2003 Honda Pilot 4WD SUV

NHTSA No.: HO5304

Test Program: 55/28 km/h 90° Side Impact NCAP

Test Date: 6/27/02

TEST VEHICLE WEIGHTS

	Units	As Delivered (U _{VW})			As Tested (A _{TW})		
		Front Axle	Rear Axle	Total	Front Axle	Rear Axle	Total
Left	kg	569	439		611	523	
Right	kg	540	433		552	504	
Weight Ratio	%	56.0	44.0		53.1	46.9	
Totals	kg	1109	872	1981	1163	1027	2190

MAXIMUM EXTERIOR STATIC CRUSH

Level	Measured Parameter	Units	Maximum Crush	Above Ground
Level 1	Sill Top Height	mm	156	340
Level 2	Occupant H-Point	mm	313	767
Level 3	Mid Door	mm	299	746
Level 4	Window Sill	mm	148	1091
Level 5	Window Top	mm	34	1673
N/A	Maximum Penetration	mm	313	

INSTRUMENTATION

Driver SID Accelerometers	11
Passenger SID Accelerometers	11
Vehicle Structure Accelerometers	25
MDB Accelerometers	5
Total	52

16mm MOVIE COVERAGE

High Speed, Vehicle On-Board	3
High Speed, Off-Board	6
High Speed, MDB On-Board	2
Real Time, Panning	1
Total	12

DATA SHEET NO. 3

MOVING DEFORMABLE BARRIER (MDB) SUMMARY OF RESULTS

Test Vehicle: 2003 Honda Pilot 4WD SUV

NHTSA No.: HO5304

Test Program: 55/28 km/h 90° Side Impact NCAP

Test Date: 6/27/02

MDB SPECIFICATIONS (mm)

Measurement Description	Length
Overall Width of Framework Carriage	1252
Overall Length Including Honeycomb Face	4115
Wheel base of Framework Carriage	2590
C.G. Location aft of Front Axle	1127

MDB WEIGHTS

	Units	Front Axle	Rear Axle	Total
Left	kg	384	308	
Right	kg	385	284	
Ratio	%	56.5	43.5	
Totals	kg	769	592	1361

SPEED AND IMPACT ANGLE DATA

Measured Parameter	Units	Requirement	Value
Trap No. 1 Velocity (Primary)	km/h	61.1 to 62.7	62.41
Trap No. 2 Velocity (Redn.)	km/h	61.1 to 62.7	62.28
MDB CL to Target Vehicle CL	degrees	88.5 to 91.5	89.0

MAXIMUM STATIC CRUSH OF HONEYCOMB FACE (mm)

Vertical Location			From Centerline		Max Crush
Row	Description	Height	Distance	Direction	
A	Center of Bumper	432	800	Right	225
B	Top of Bumper	533	800	Right	163
C	Mid Level	686	800	Left	126
D	Top of Stack	813	800	Left	152

MDB INSTRUMENTATION AND CAMERAS

Accelerometers	5
Contact Switches	2
High Speed Cameras	2

DATA SHEET NO. 4
POST TEST OBSERVATIONS

Test Vehicle: 2003 Honda Pilot 4WD SUV

NHTSA No.: HO5304

Test Program: 55/28 km/h 90° Side Impact NCAP

Test Date: 6/27/02

TEST DUMMY INFORMATION AND CONTACT POINTS

Description	Front Seat SID	Rear Seat SID
Dummy Type / Serial No.	P572F, SID / No. 274	P572F, SID / No. 275
Head Contact	B-Pillar on Rebound	Window/Door Frame on Reb.
Upper Torso Contact	Airbag and Upper Door Panel	Door Panel
Lower Torso Contact	Door Panel	Door Panel
Left Knee Contact	No Visible Contact	Door Panel/Right Knee
Right Knee Contact	No Visible Contact	Left Knee

POST TEST DOOR OPENING AND SEAT TRACK INFORMATION

Description	Front	Rear
Left Side Door Opening	Remained closed & latched, inoperable	Remained closed & latched, inoperable
Right Side Door Opening	Remained closed & latched, operable	Remained closed & latched, operable
Seat Movement	None	None
Seat Back Failure	None	None

POST TEST STRUCTURAL OBSERVATIONS

Critical Areas of Performance	Observations and Conclusions
Pillar Performance	Pillars pushed inward with no apparent failure
Sill Separation	No apparent visible failure
Windshield Damage	Glazing cracks on struck side only
Window Damage	Left front window remained intact, rear window broke
Other Notable Effects	No significant items to note

SUPPLEMENTAL RESTRAINT INFORMATION

Restraint Type	Left Front (Driver) Occupant Location 01		Left Rear (Passenger) Occupant Location 04	
	Installed	Operation	Installed	Operation
	Front Airbag	Yes	Yes	None
Side Torso Airbag	Yes	Yes	None	Not Applicable
Head Curtain Airbag	None	Not Applicable	None	Not Applicable
Seat Belt Pretensioner	Yes	Unknown	Yes	Unknown
Seat Belt Load Limiter	Yes	Unknown	Yes	Unknown

MDB LEFT EDGE IMPACT POINT DATA

Measured Parameter	Units	Requirement	Value
Horizontal Offset	mm	+/- 50	17(right)
Vertical Offset	mm	+/- 20	11(below)

SECTION 4
OCCUPANT AND VEHICLE DATA SHEETS

DATA SHEET NO. 5
SID INJURY CRITERIA AND SENSOR DATA

Test Vehicle: 2003 Honda Pilot 4WD SUV

NHTSA No.: HO5304

Test Program: 55/28 km/h Side Impact NCAP

Test Date: 6/27/02

THORAX AND PELVIS PEAK ACCELERATIONS, PRIMARY (FIR 100 Filtered)

Location	Axis	Units	Driver				Passenger			
			Max	Time	Min	Time	Max	Time	Min	Time
Upper Rib (LUR)	Y	G's	33.2	59.4	-2.8	99.4	20.1	66.9	-3.4	99.4
Lower Rib (LLR)	Y	G's	29.6	42.5	-4.0	99.4	31.0	51.9	-3.7	100.6
Lower Spine (T ₁₂)	Y	G's	26.8	54.4	-3.7	106.3	37.4	53.8	-8.6	106.9
Pelvis (PEV)	Y	G's	55.0	40.0	-10.8	56.3	59.9	45.0	-10.9	96.9

THORACIC TRAUMA INDEX (TTI) AND PELVIC ACCELERATION, PRIMARY (FIR 100 Filtered)

Location	Driver				Passenger			
	LUR	T ₁₂	TTI(g)	PEV(g)	LLR	T ₁₂	TTI(g)	PEV(g)
Primary Rib, Spine, and Pelvis	33.199	26.823	30	55	30.980	37.430	34	60

THORAX AND PELVIS PEAK ACCELERATIONS, REDUNDANT (FIR 100 Filtered)

Location	Axis	Units	Driver				Passenger			
			Max	Time	Min	Time	Max	Time	Min	Time
Upper Rib (LUR)	Y	G's	32.5	59.4	-3.1	99.4	20.9	66.3	-3.4	99.4
Lower Rib (LLR)	Y	G's	30.3	43.1	-4.4	99.4	31.3	51.9	-3.7	100.6
Lower Spine (T ₁₂)	Y	G's	27.3	54.4	-3.4	77.5	37.1	53.1	-8.4	106.3
Pelvis (PEV)	Y	G's	54.7	40.0	-11.2	56.3	59.7	44.4	-11.4	91.9

THORACIC TRAUMA INDEX (TTI) AND PELVIC ACCELERATION, REDUNDANT (FIR 100 Filtered)

Location	Driver				Passenger			
	LUR	T ₁₂	TTI(g)	PEV(g)	LLR	T ₁₂	TTI(g)	PEV(g)
Redundant Rib, Spine, and Pelvis	32.515	27.282	30	55	31.251	37.124	34	60

HEAD PRIMARY PEAK ACCELERATIONS (SAE CLASS 1000 Filtered)

Location	Axis	Units	Driver				Passenger			
			Max	Time	Min	Time	Max	Time	Min	Time
Head CG	X	G's	48.0	127.2	-12.4	56.1	7.1	69.1	-15.8	131.1
Head CG	Y	G's	17.3	71.7	-4.4	38.1	15.0	103.2	-6.9	59.4
Head CG	Z	G's	14.7	67.4	-3.9	140.0	35.7	92.3	-7.4	44.8
Head CG Resultant	N/A	G's	49.6	127.2			36.1	92.5		

HEAD PRIMARY INJURY CRITERIA (SAE CLASS 1000 Filtered)

Location	Driver				Passenger			
	HIC	T ¹	T ²	Avg G	HIC	T ¹	T ²	Avg G
Head CG	56.6	124.4	130.6	38.2	145.1	80.3	116.2	27.7

Positive Acceleration Polarities:
 Longitudinal (X) = Forward
 Lateral (Y) = Right
 Vertical (Z) = Down

DATA SHEET NO. 6

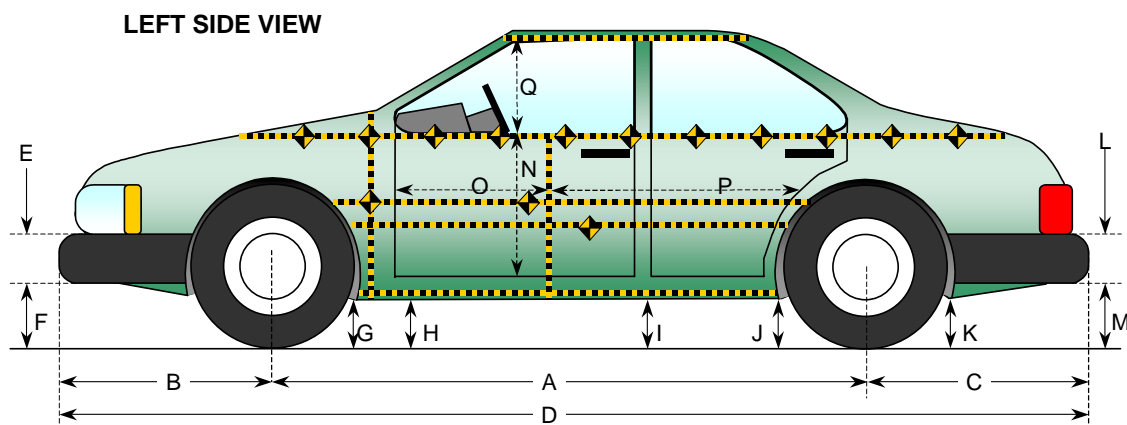
VEHICLE PRE-TEST AND POST TEST MEASUREMENTS

Test Vehicle: 2003 Honda Pilot 4WD SUV

NHTSA No.: HO5304

Test Program: 55/28 km/h 90° Side Impact NCAP

Test Date: 6/27/02



All Measurements in mm

Code	Measurement Description	Pre-Test	Post-Test	Difference
A	Wheelbase	2700	2663	-37
B	Front Axle To FSOV	943	962	19
C	Rear Axle to RSOV	1117	1120	3
D	Total Length at Centerline	4773	4750	-23
E	Front Bumper Thickness	390	390	0
F	Front Bumper Bottom to Ground	336	371	35
G	Sill Height at Front Wheel Well	322	346	24
H	Sill Height at Front Door Leading Edge	322	345	23
I	Sill Height at "B" Pillar	325	356	31
J1	Sill Height at Rear Wheel Well	295	342	47
J2	Pinch Weld Height at Rear Wheel Well	319	347	28
K	Sill Height aft of Rear Wheel Well	374	413	39
L	Rear Bumper Thickness	333	333	0
M	Rear Bumper Bottom to Ground	444	467	23
N	Sill Height to Window Bottom Sill	770	753	-17
O	Front Door Leading Edge to Impact CL	773	771	-2
P	Rear Door Trailing Edge to Impact CL	1304	1159	-145
Q	Front Window Opening	470	460	-10
R	Right Side Length	3108	3116	8
S	Left Side Length	3108	3045	-63
T	Vehicle Width at "B" Post	1949	1835	-114

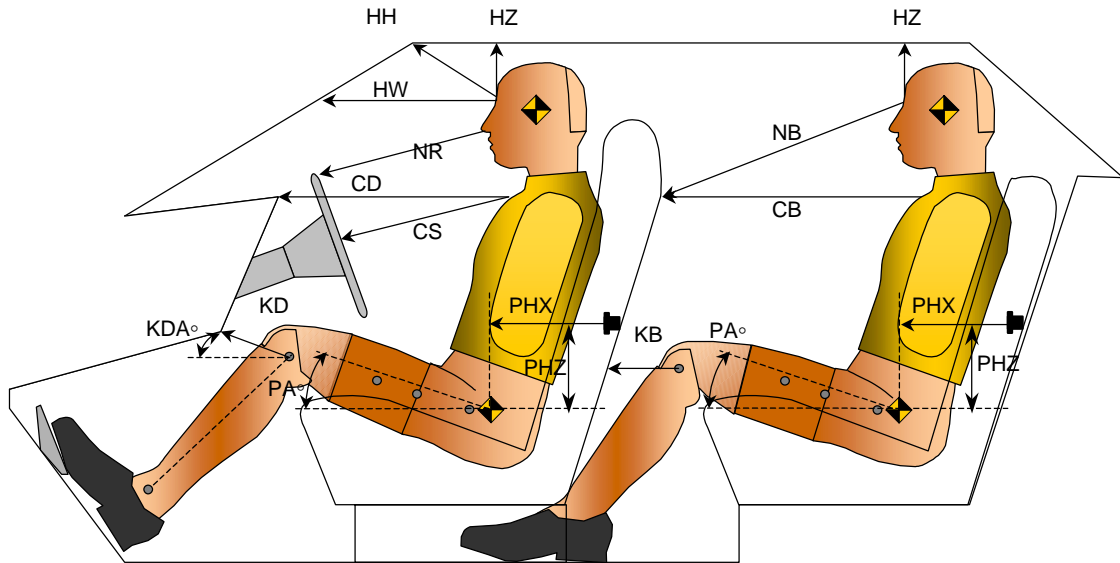
DATA SHEET NO. 7
SID LONGITUDINAL CLEARANCE DIMENSIONS

Test Vehicle: 2003 Honda Pilot 4WD SUV

NHTSA No.: HO5304

Test Program: 55/28 km/h 90° Side Impact NCAP

Test Date: 6/27/02



Driver Code	Pass. Code	Measurement Description	Driver		Passenger	
			Length(mm)	Angle(°)	Length(mm)	Angle(°)
HH		Head to Header	460	18		
HW		Head to Windshield	683			
HZ	HZ	Head to Roof	253	90	255	90
NR	NB	Nose to Rim/Nose to Seatback	498	14	593	29
CD	CB	Chest to Dash or Seatback	585	2	525	8
CS		Chest to Steering Wheel	285	0		
KDL	KBL	Left Knee to Dash or Seatback	138	3	226	24
KDR	KBR	Right Knee to Dash or Seatback	162		245	0
PA	PA	Pelvic Angle		24		25
PHX	PHX	H-Point to Striker (X-Axis)	225		278	
PHZ	PHZ	H-Point to Striker (Z-Axis)	84		172	

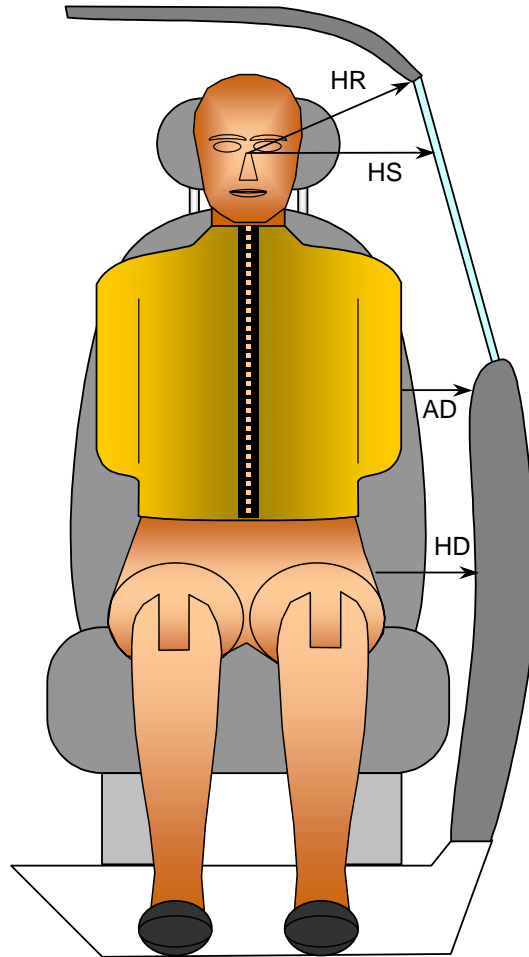
DATA SHEET NO. 8
SID LATERAL CLEARANCE DIMENSIONS

Test Vehicle: 2003 Honda Pilot 4WD SUV

NHTSA No.: HO5304

Test Program: 55/28 km/h 90° Side Impact NCAP

Test Date: 6/27/02



FRONT VIEW OF DUMMY

Code	Measurement Description	Units	Driver	Passenger
HR	Head to Side Header	mm	300	275
HS	Head to Side Window	mm	375	360
AD	Arm to Door	mm	115	108
HD	H-Point to Door	mm	173	187

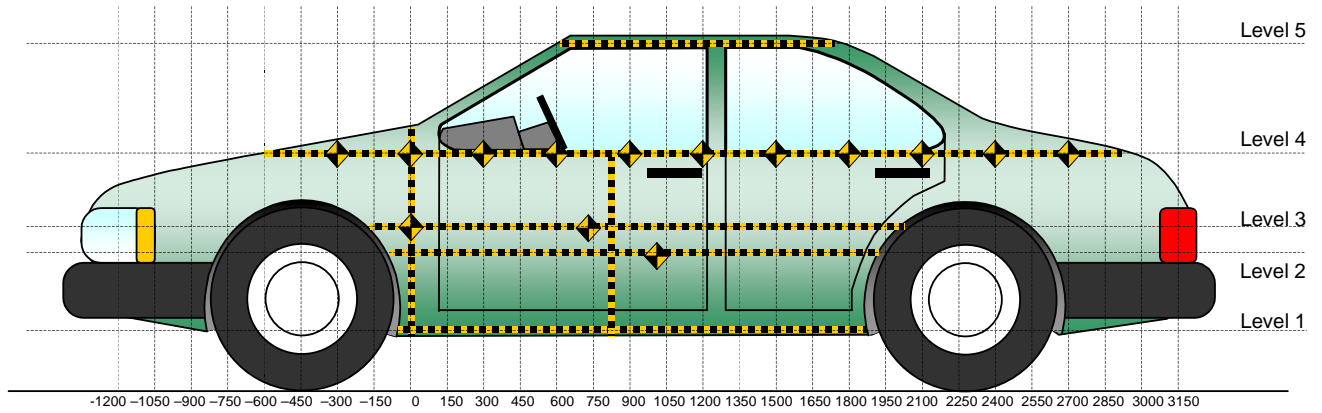
DATA SHEET NO. 9
VEHICLE SIDE MEASUREMENTS

Test Vehicle: 2003 Honda Pilot 4WD SUV

NHTSA No.: HO5304

Test Program: 55/28 km/h 90° Side Impact NCAP

Test Date: 6/27/02



All Measurements Shown in mm

LEFT SIDE VIEW

Measurements are taken with vehicle in the as tested condition.

Measurements taken 900mm right of impact reference.

All measurements below in mm.

Level	Measurement Description	Height Above Ground
5	Window Top	1673
4	Window Sill	1091
3	Mid Door	746
2	Occupant H-Point	767
1	Sill Top	340

DATA SHEET NO. 10
VEHICLE EXTERIOR CRUSH PROFILES

Test Vehicle: 2003 Honda Pilot 4WD SUV

NHTSA No.: HO5304

Test Program: 55/28 km/h 90° Side Impact NCAP

Test Date: 6/27/02

	Pre-Test					Post-Test					Difference				
	1	2	3	4	5	1	2	3	4	5	1	2	3	4	5
-900															
-750															
-600															
-450															
-300				126					165					39	
-150		19	19	116			50	63	164			31	44	48	
0		34	39	94			60	74	126			26	35	32	
150	161	36	39	84		206	227	216	111		45	191	177	27	
300	158	36	39	76		223	246	238	116		65	210	199	40	
450	158	34	38	71		241	269	268	124		83	235	230	53	
600	158	34	38	69	346	251	278	279	137	349	93	244	241	68	3
750	157	34	39	67	321	262	294	300	150	344	105	260	261	83	23
900	160	36	40	67	321	272	314	312	167	345	112	278	272	100	24
1050	160	36	42	64	316	291	326	317	186	350	131	290	275	122	34
1200	161	39	44	66	316	298	352	343	214	348	137	313	299	148	32
1350	161	42	48	68	316	300	349	334	186	343	139	307	286	118	27
1500	163	45	51	70	318	296	341	321	167	346	133	296	270	97	28
1650	163	49	56	70	323	304	328	308	146	345	141	279	252	76	22
1800	153	52	59	74	328	309	310	289	130	344	156	258	230	56	16
1950		47	47	76	333		270	256	111	346		223	209	35	13
2100		46	46	84	336		131	135	104	346		85	89	20	10
2250				86	351				134	351				48	0
2400				96	361				136	347				40	-14
2550				106	371				127	364				21	-7
2700				114					119					5	
2850				126					132					6	
3000															

Measurements are taken from fixed reference 1000mm from vehicle CL.

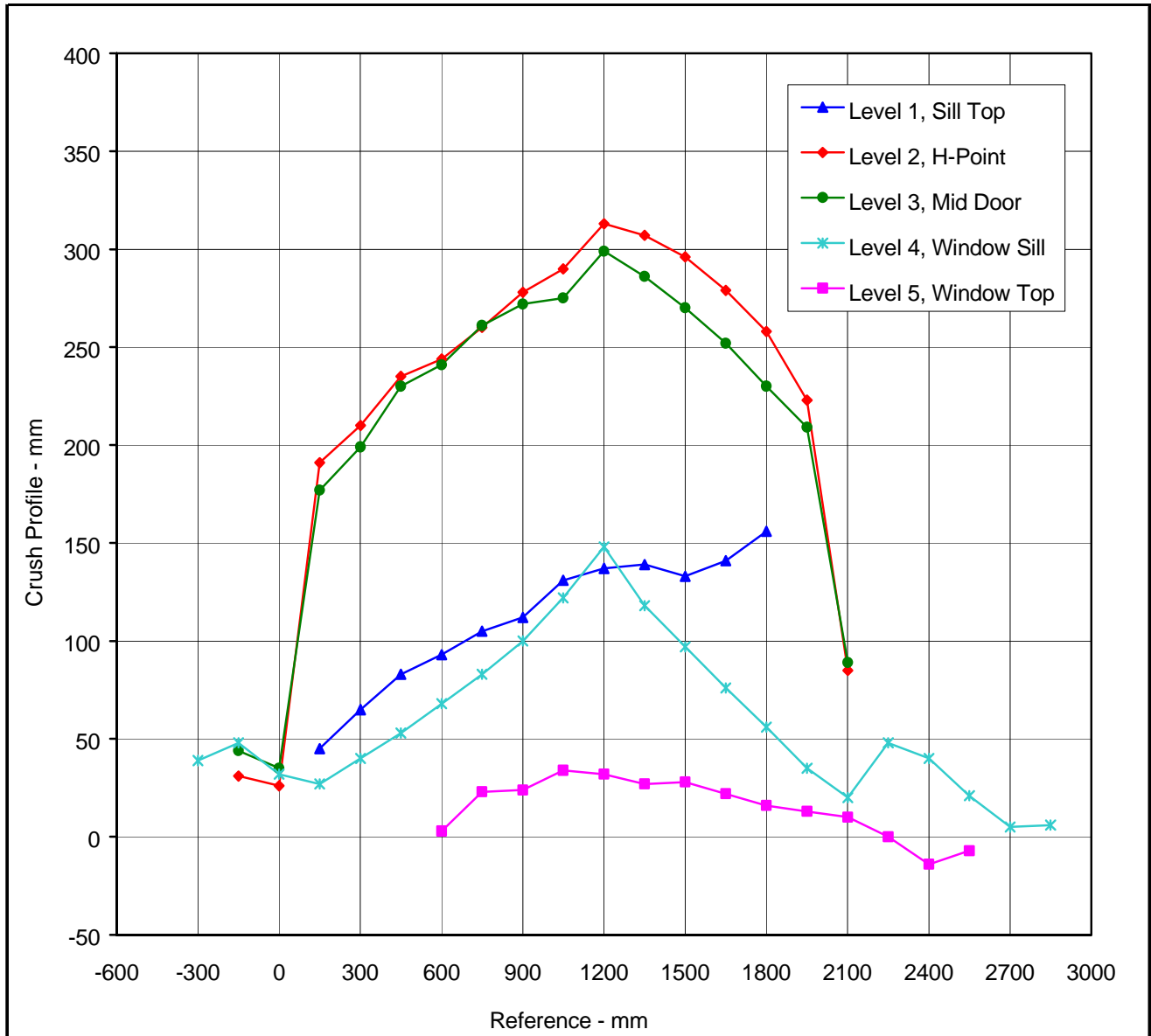
DATA SHEET NO. 10...(continued)
VEHICLE EXTERIOR CRUSH PROFILES

Test Vehicle: 2003 Honda Pilot 4WD SUV

NHTSA No.: HO5304

Test Program: 55/28 km/h 90° Side Impact NCAP

Test Date: 6/27/02



Description	Units	Level 1	Level 2	Level 3	Level 4	Level 5
Maximum Crush	mm	156	313	299	148	34
Distance from Impact	mm	1800	1200	1200	1200	1050

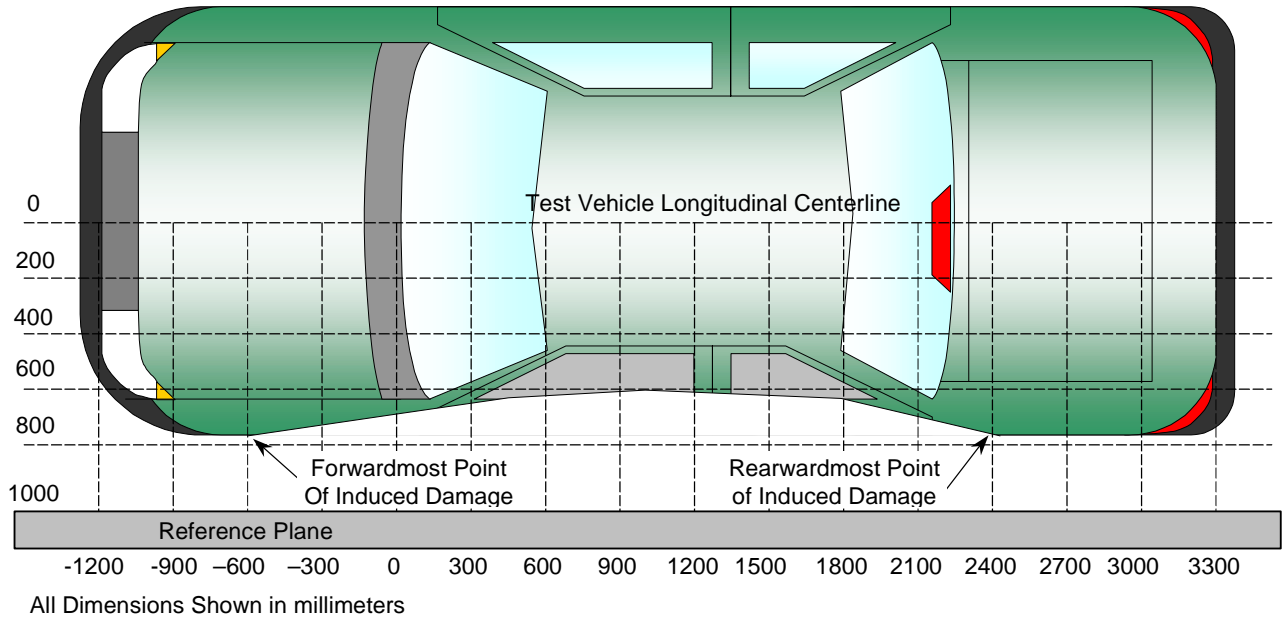
DATA SHEET NO. 11
VEHICLE DAMAGE PROFILE DISTANCES

Test Vehicle: 2003 Honda Pilot 4WD SUV

NHTSA No.: HO5304

Test Program: 55/28 km/h 90° Side Impact NCAP

Test Date: 6/27/02



TOP VIEW

Damage Profile Distances

DPD	Distance From Impact Point	Level	Pre-Test	Post-Test	Max Static Crush
1	-300	4	126	165	-39
2	300	2	36	246	-210
3	900	2	36	314	-278
4	1500	2	45	341	-296
5	2100	3	46	135	-89
6	2700	4	114	119	-5

Measurements are taken from fixed reference 1000mm from vehicle CL.
 All measurements in millimeters

DATA SHEET NO. 12

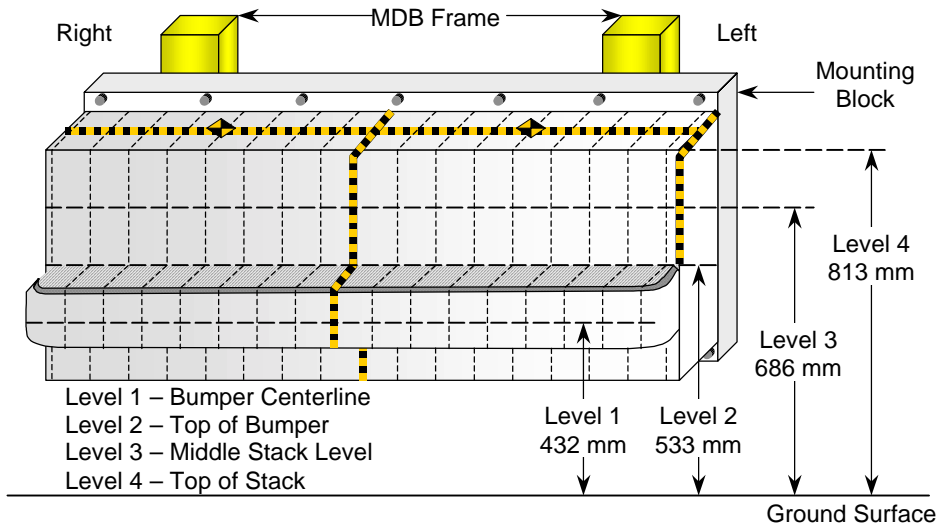
DEFORMABLE BARRIER HONEYCOMB FACE STATIC CRUSH

Test Vehicle: 2003 Honda Pilot 4WD SUV

NHTSA No.: HO5304

Test Program: 55/28 km/h 90° Side Impact NCAP

Test Date: 6/27/02



DEFORMABLE BARRIER STATIC CRUSH

Stack	Distance Right of Center								C _L	Distance Left of Center							
	800	700	600	500	400	300	200	100		0	100	200	300	400	500	600	700
1	225	204	189	174	171	172	172	174	177	182	182	185	187	191	193	207	223
2	163	148	136	131	132	132	132	131	131	130	133	134	136	138	137	145	155
3	114	83	71	61	56	61	70	60	45	43	45	48	52	58	69	88	126
4	144	118	101	85	69	57	51	55	47	49	52	62	79	86	102	121	152

All Dimensions in mm

DATA SHEET NO. 13

VEHICLE ACCELEROMETER LOCATION AND DATA SUMMARY

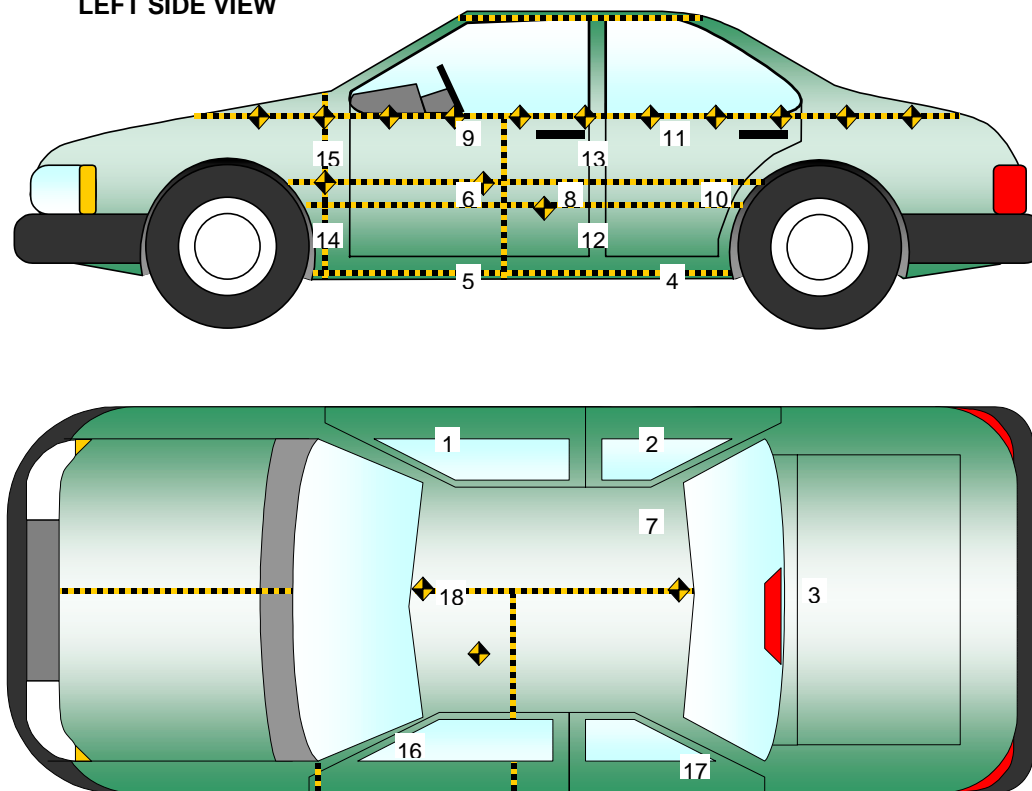
Test Vehicle: 2003 Honda Pilot 4WD SUV

NHTSA No.: HO5304

Test Program: 55/28 km/h 90° Side Impact NCAP

Test Date: 6/27/02

LEFT SIDE VIEW



No.	Location
1	Right Sill at Front Seat
2	Right Sill at Rear Seat
3	Rear Floorpan Above Axle
4	Left Sill at Rear Door
5	Left Sill at Front Door
6	Left Front Door Centerline
7	Right Rear Occupant Compartment
8	Left Front Door Mid-Rear
9	Left Front Door Upper Centerline

No.	Location
10	Left Rear Door Mid-Rear
11	Left Rear Door Upper Centerline
12	Left Lower B-Post
13	Left Middle B-Post
14	Left Lower A-Post
15	Left Middle A-Post
16	Front Seat Track
17	Rear Seat Track or Structure
18	Vehicle CG

DATA SHEET NO. 13

VEHICLE ACCELEROMETER LOCATION AND DATA SUMMARY

Test Vehicle: 2003 Honda Pilot 4WD SUV

NHTSA No.: HO5304

Test Program: 55/28 km/h Side Impact NCAP

Test Date: 6/27/02

VEHICLE ACCELEROMETER PEAK DATA AND PRE-TEST LOCATIONS

Loc. No.	Accelerometer Location	Measurements (mm)			Peak Values (G's)				
		X	Y	Z	Axis	Max	Time	Min	Time
1	Right Sill at Front Seat	2780	750	475	X	4.4	26.8	-7.1	10.4
					Y	25.8	6.6	-2.2	122.2
					Z	5.1	79.8	-9.0	8.9
					RES	26.1	6.7		
2	Right Sill at Rear Seat	1940	750	480	X	4.7	26.7	-6.0	10.2
					Y	26.5	6.7	-2.0	118.9
					Z	6.4	94.2	-11.0	17.0
					RES	27.1	6.8		
3	Rear Floorpan Above Axle	610	200	610	X	3.5	88.0	-3.5	8.0
					Y	24.2	28.7	-3.9	108.6
					Z	11.0	106.5	-10.7	83.9
					RES	25.7	28.5		
4	Left Sill at Rear Door	1660	-750	320	Y	175.1	12.0	-81.7	22.4
5	Left Sill at Front Door	2500	-750	315	Y	183.4	11.3	-120.7	15.4
6	Front Door Centerline	2840	-840	710	Y	0.0	0.0	0.0	0.0
7	Rt. Rear Occ. Compartment	2090	360	510	Y	30.7	6.5	-2.1	109.2
8	Front Door Mid-Rear	2460	-840	835	Y	179.1	10.5	-89.2	15.1
9	Front Door Upper Centerline	2920	-840	915	Y	148.4	16.2	-84.9	29.7
10	Rear Door Mid-Rear	1560	-815	805	Y	108.7	16.6	-104.8	34.1
11	Rear Door Upper Centerline	1790	-815	1000	Y	89.2	14.5	-51.9	26.4
12	B-Post Lower	2375	-790	870	Y	76.9	6.6	-22.1	14.7
13	B-Post Middle	2375	-790	1090	Y	100.8	9.2	-25.4	17.2
14	A-Post Lower	3350	-880	530	Y	124.2	4.2	-21.1	12.5
15	A-Post Middle	3350	-880	915	Y	34.4	8.9	-3.9	54.1
16	Front Seat Track	2890	-630	580	Y	52.7	19.0	-11.5	60.2
17	Rear Seat Structure				Y				
18	Vehicle CG	2090	40	505	X	6.4	26.5	-7.5	20.5
					Y	29.3	6.5	-2.0	123.6
					Z	11.8	10.3	-11.8	50.9
					RES	29.4	6.5		

1.) Channel failed, no data

2.) Not installed

DATA SHEET NO. 14
MDB ACCELEROMETER LOCATION AND DATA SUMMARY

Test Vehicle: 2003 Honda Pilot 4WD SUV
 Test Program: 55/28 km/h Side Impact NCAP

NHTSA No.: HO5304
 Test Date: 6/27/02

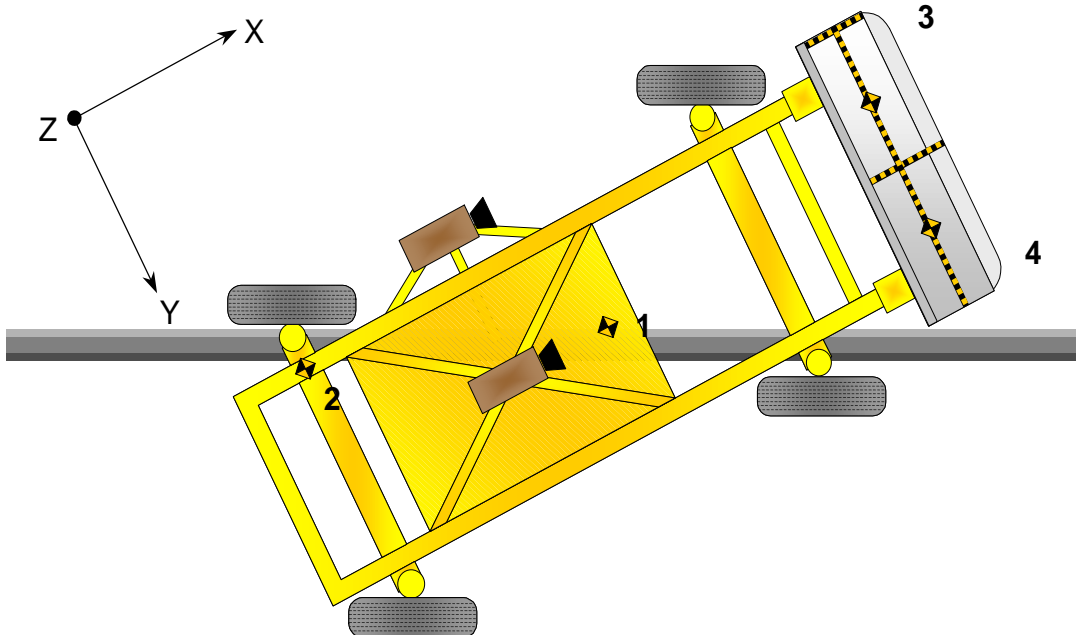
MDB ACCELEROMETER PEAK DATA AND LOCATIONS

Loc. No.	Accelerometer Location	Measurements (mm)			Peak Values (G's)				
		X	Y	Z	Axis	Max	Time	Min	Time
1	MDB CG	-1195	0	430	X	3.4	124.9	-24.1	40.4
					Y	3.2	138.9	-9.6	21.5
					Z	12.8	148.6	-18.0	135.9
					RES	25.3	40.3		
2	MDB Rear	-2642	-593	608	X	2.6	96.5	-23.1	36.0
					Y	2.8	153.0	-7.1	20.8

Reference Points X - MDB Front Axle Y - MDB Centerline Z - Ground Plane

MDB BUMPER CONTACT SWITCH DATA

Loc. No.	Contact Switch Location	Units	Peak and 50% Crossing Point			
			Max	Time	50%	Time
3	MDB Left Bumper (T=0)	% F.S	100.0	0.0	50.0	0.0
4	MDB Right Bumper	% F.S	100.7	27.2	50.0	1.2



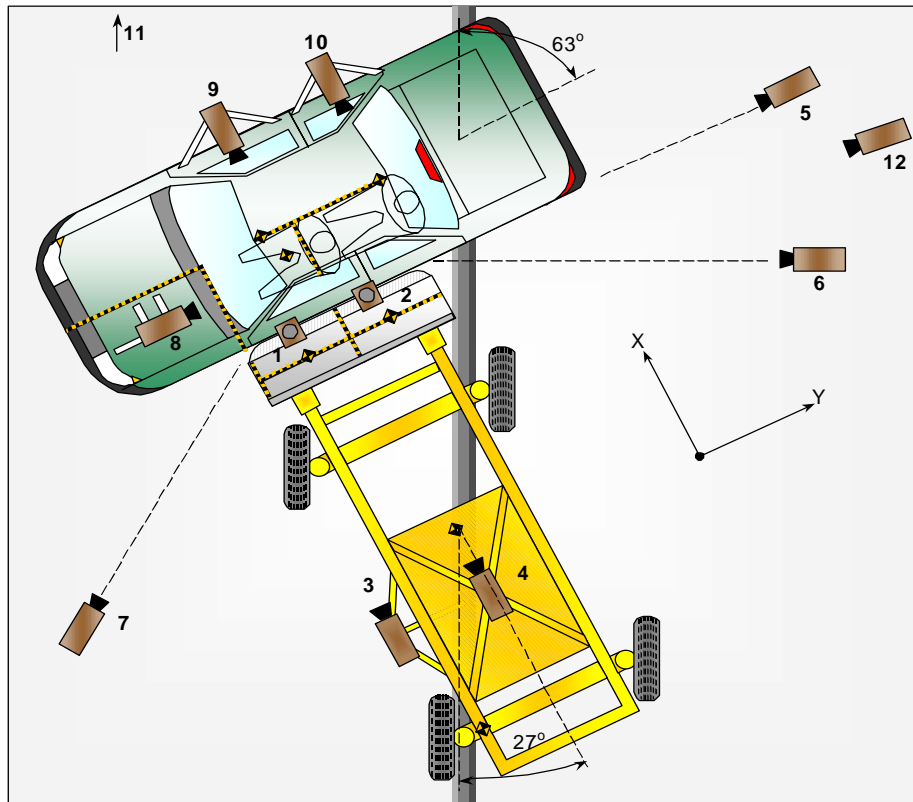
DATA SHEET NO. 15
HIGH SPEED CAMERA LOCATIONS AND DATA

Test Vehicle: 2003 Honda Pilot 4WD SUV

NHTSA No.: HO5304

Test Program: 55/28 km/h 90° Side Impact NCAP

Test Date: 6/27/02



No.	Camera View	Location (mm)			Angle (deg.)	Lens (mm)	Film Speed (fr./sec.)
		X	Y	Z			
1	Overhead Overall	1650	-760	5490	-90	10	No Timing
2	Overhead Close-up	0	910	5790	-90	24	990
3	MDB Onboard, Impact Point Close-Up	-2110	-810	1170	-6	13	620
4	MDB Onboard, Centerline of Impact	-3860	0	1830	-11	13	760
5	Right Side, Ground Level, Overall	-200	11580	1220	-1	80	1020
6	Right Side, Ground Level, Close-up	-7470	3510	1240	-1	80	1020
7	Left Side, Ground Level, Close-up	-2130	-4570	1140	-8	13	1020
8	Vehicle Onboard Front SID, Front	530	470	1600	-12	19	1010
9	Vehicle Onboard Front SID, Side	2000	-840	1260	-2	10	1000
10	Vehicle Onboard Rear SID, Side	2000	-1730	1330	-2	10	920
11	Front View In-line with Track	81350	-42000	1370	0	76	500
12	Real Time Coverage	N/A	N/A	N/A	N/A	N/A	24

DATA SHEET NO. 16
FMVSS 301 FUEL SYSTEM INTEGRITY POST IMPACT DATA

Test Vehicle: 2003 Honda Pilot 4WD SUV

NHTSA No.: HO5304

Test Program: 55/28 km/h 90° Side Impact NCAP

Test Date: 6/27/02

Test Time: 11:54 AM Temperature at Time of Impact: 32.2 °C

Stoddard Solvent Spillage Measurements

- A. From impact until vehicle motion ceases: 0.0 oz.
 (Maximum Allowable = 1 ounce)
- B. For the 5 minute period after motion ceases: 0.0 oz.
 (Maximum Allowable = 5 ounces)
- C. For the following 25 minutes: 0.0 oz.
 (Maximum Allowable = 1 oz./minute)
- D. Spillage Details: No leakage occurred

DATA SHEET NO. 17

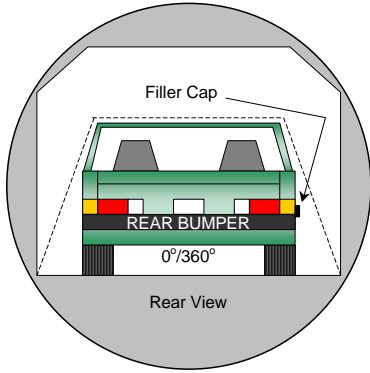
FMVSS 301 STATIC ROLLOVER DATA SHEET

Test Vehicle: 2003 Honda Pilot 4WD SUV

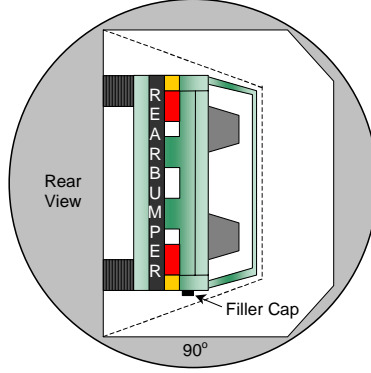
NHTSA No.: HO5304

Test Program: 55/28 km/h 90° Side Impact NCAP

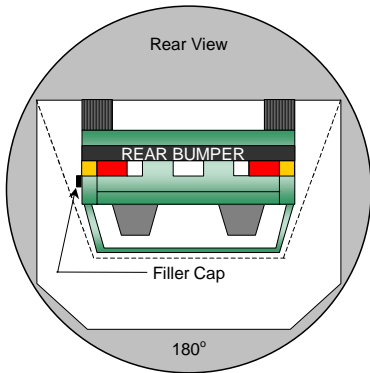
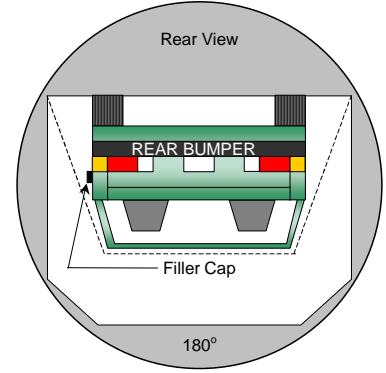
Test Date: 6/27/02



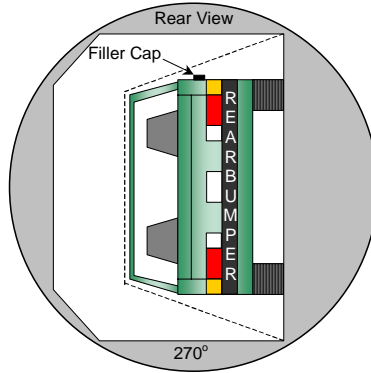
0° TO 90°



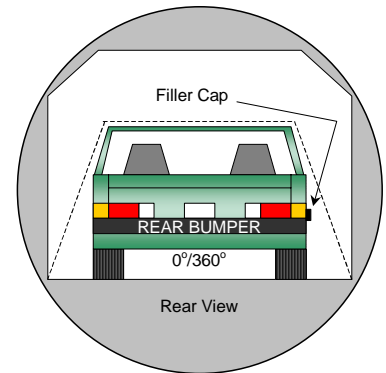
90° TO 180°



180° TO 270°



270° TO 360°



1. The specified fixture rollover rate for each 90° of rotation is 60 to 120 seconds.
2. The position hold time at each position is 300 seconds (minimum).
3. Details of Stoddard Solvent spillage locations:
 - a. No solvent leakage occurred during static rollover testing.

Rollover Test Phase	Rotation Time (sec.)	Hold Time (sec.)	Spillage (oz.)
0° to 90°	81	300	0.0
90° to 180°	80	300	0.0
180° to 270°	80	300	0.0
270° to 360°	80	300	0.0

**APPENDIX A
PHOTOGRAPHS**

LIST OF PHOTOGRAPHS

Figure		Page
A-1	Left Front, as Received	A-1
A-2	Right Rear, as Received	A-2
A-3	Vehicle Certification Label	A-3
A-4	Vehicle Tire Label	A-4
A-5	Front View, Pre-Test	A-5
A-6	Front View, Post-Test	A-6
A-7	Left Front $\frac{3}{4}$ View, Pre-Test	A-7
A-8	Left Front $\frac{3}{4}$ View, Post -Test	A-8
A-9	Left (Impacted) Side View, Pre-Test	A-9
A-10	Left (Impacted) Side View, Post-Test	A-10
A-11	Left Rear $\frac{3}{4}$ View, Pre-Test	A-11
A-12	Left Rear $\frac{3}{4}$ View, Post Test	A-12
A-13	Rear View, Pre-Test	A-13
A-14	Rear View, Post-Test	A-14
A-15	Overhead Overall View, Pre-Test	A-15
A-16	Overhead Overall View, Post-Test	A-16
A-17	Overhead Close-up View, Pre-Test	A-17
A-18	Overhead Close-up View, Post-Test	A-18
A-19	Impact Point Target Set-up, Pre-Test	A-19
A-20	Impact Point Target, Post-Test	A-20
A-21	Front $\frac{3}{4}$ View of Left Side Doors, Post-Test	A-21
A-22	Left Front Door Closed, Post-Test	A-22
A-23	Rear $\frac{3}{4}$ View of Left Side Doors, Post-Test	A-23
A-24	Left Rear Door Closed, Post-Test	A-24
A-25	Driver Dummy Left Side with Door Open, Pre-Test	A-25
A-26	Driver Dummy Left Side, Pre-Test	A-26
A-27	Driver Dummy Left Side, Post-Test	A-27
A-28	Driver Dummy Clearance, Pre-Test	A-28
A-29	Driver Dummy Clearance, Post-Test	A-29
A-30	Driver Dummy Inside View, Pre-Test	A-30
A-31	Driver Dummy Inside View, Post-Test	A-31
A-32	Driver Door Inside View, Pre-Test	A-32
A-33	Driver Dummy Contact Points Inside View, Post-Test (Vehicle Moved)	A-33

LIST OF PHOTOGRAPHS, ...(Continued)

Figure		Page
A-34	Passenger Dummy Left Side with Door Open, Pre-Test	A-34
A-35	Passenger Dummy Left Side, Pre-Test	A-35
A-36	Passenger Dummy Left Side, Post-Test	A-36
A-37	Passenger Dummy Clearance, Pre-Test	A-37
A-38	Passenger Dummy Clearance, Post-Test	A-38
A-39	Passenger Dummy Inside View, Pre-Test	A-39
A-40	Passenger Dummy Inside View, Post-Test	A-40
A-41	Passenger Door Inside View, Pre-Test	A-41
A-42	Passenger Dummy Contact Points Inside View, Post-Test (Vehicle Moved)	A-42
A-43	Front View of Deformable Barrier, Pre-Test	A-43
A-44	Front View of Deformable Barrier, Post-Test	A-44
A-45	Top View of Deformable Barrier, Pre-Test	A-45
A-46	Top View of Deformable Barrier, Post-Test	A-46
A-47	Right Side View of Deformable Barrier, Pre-Test	A-47
A-48	Right Side View of Deformable Barrier, Post-Test	A-48
A-49	Left Side View of Deformable Barrier, Pre-Test	A-49
A-50	Left Side View of Deformable Barrier, Post-Test	A-50
A-51	Vehicle on Rollover Device, Top View	A-51
A-52	Vehicle During Impact	A-52



Figure A-1: Left Front, as Received



Figure A-2: Right Rear, as Received

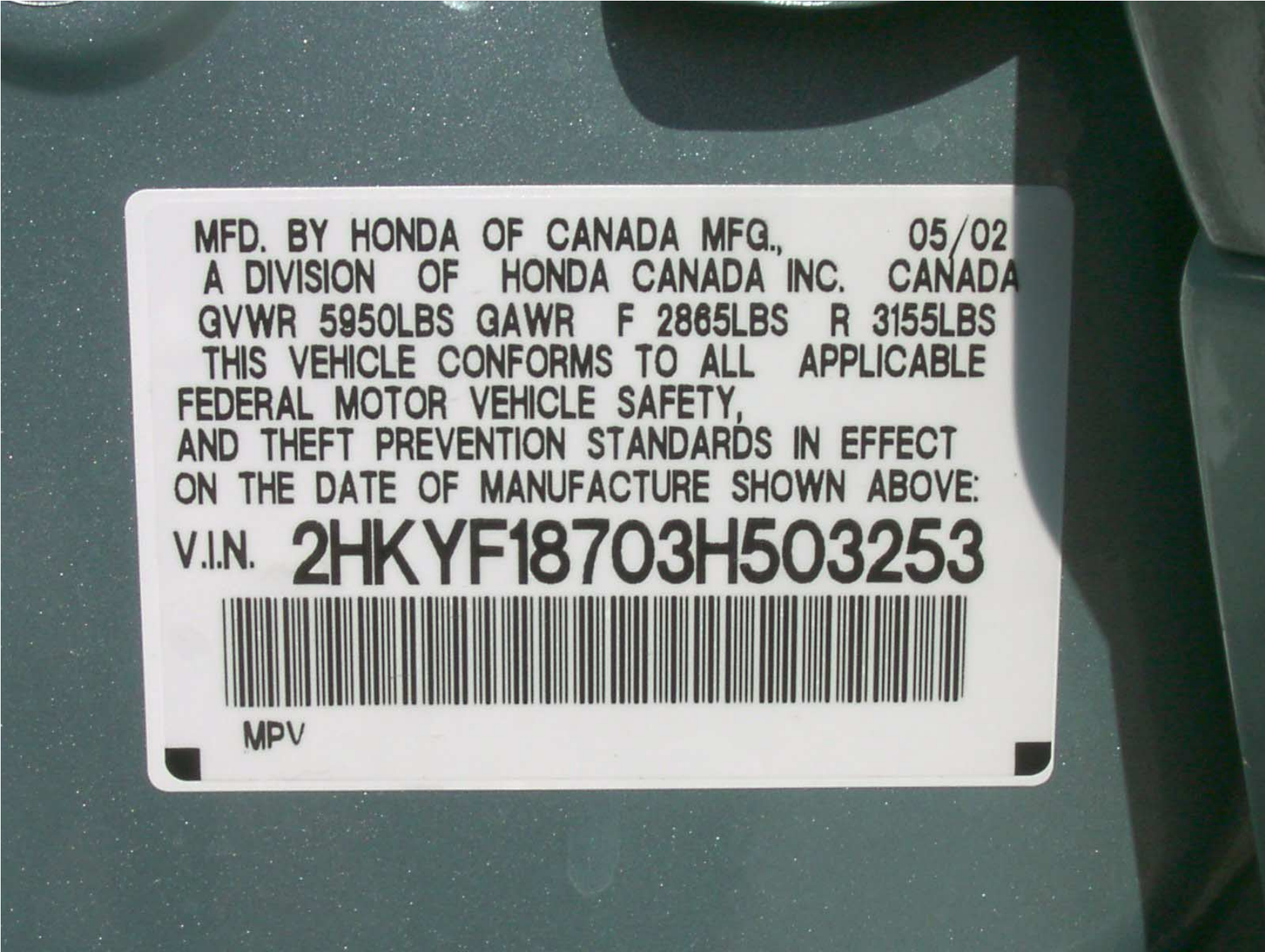


Figure A-3: Vehicle Certification Label

TIRE INFORMATION S9V-A010

GVWR	5950lbs	
GAWR	FRONT	REAR
	2865lbs	3155lbs
VEHICLE CAPACITY WEIGHT	1322LBS	
TIRE SIZE	P235/70R16 104S	
RIM SIZE	16x6 1/2 JJ	
COLD TIRE INFLATION PRESSURE	220kPa, 32psi	
	UP TO VEHICLE CAPACITY WEIGHT	
COMPACT SPARE TIRE SIZE	T155/90D16 110M	
INFLATION PRESSURE	420kPa, 60psi	
●SEE OWNER'S MANUAL FOR ADDITIONAL INFORMATION.		

Figure A-4: Vehicle Tire Label



Figure A-5: Front View, Pre-Test



Figure A-6: Front View, Post-Test



Figure A-7: Left Front $\frac{3}{4}$ View, Pre-Test



Figure A-8: Left Front ¾ View, Post-Test



Figure A-9: Left (Impacted) Side View, Pre-Test



A-10

KAR22073-01

Figure A-10: Left (Impacted) Side View, Post-Test



Figure A-11: Left Rear $\frac{3}{4}$ View, Pre-Test



Figure A-12: Left Rear $\frac{3}{4}$ View, Post-Test



Figure A-13: Rear View, Pre-Test



Figure A-14: Rear View, Post-Test



A-15

KAR22073-01

Figure A-15: Overhead Overall View, Pre-Test



Figure A-16: Overhead Overall View, Post-Test



Figure A-17: Overhead Close-up View, Pre-Test



Figure A-18: Overhead Close-up View, Post-Test

28 km/h 90
SIDE IMPACT
06 / 27 / 02



A-19

KAR22073-01

Figure A-19: Impact Point Target Set-up, Pre-Test



Figure A-20: Impact Point Target, Post-Test



Figure A-21: Front $\frac{3}{4}$ View of Left Side Doors, Post-Test



Figure A-22: Left Front Door Closed, Post-Test



Figure A-23: Rear 3/4 View of Left Side Doors, Post-Test



Figure A-24: Left Rear Door Closed, Post-Test



Figure A-25: Driver Dummy Left Side with Door Open, Pre-Test



Figure A-26: Driver Dummy Left Side, Pre-Test




Figure A-27: Driver Dummy Left Side, Post-Test



Figure A-28: Driver Dummy Clearance, Pre-Test



Figure A-29: Driver Dummy Clearance, Post-Test



A-30

KAR22073-01

Figure A-30: Driver Dummy Inside View, Pre-test



Figure A-31: Driver Dummy Inside View, Post-Test



Figure A-32: Driver Door Inside View, Pre-Test



Figure A-33: Driver Dummy Contact Points Inside View, Post-Test (Vehicle Moved)



Figure A-34: Passenger Dummy Left Side with Door Open, Pre-Test



Figure A-35: Passenger Dummy Left Side, Pre-Test



Figure A-36: Passenger Dummy Left Side, Post-Test




Figure A-37: Passenger Dummy Clearance, Pre-Test



Figure A-38: Passenger Dummy Clearance, Post-Test



A-39

KAR22073-01

Figure A-39: Passenger Dummy Inside View, Pre-Test



Figure A-40: Passenger Dummy Inside View, Post-Test



Figure A-41: Passenger Door Inside View, Pre-Test



Figure A-42: Passenger Dummy Contact Points Inside View, Post-Test (Vehicle Moved)



Figure A-43: Front View of Deformable Barrier, Pre-Test



Figure A-44: Front View of Deformable Barrier, Post-Test




Figure A-45: Top View of Deformable Barrier, Pre-Test

A-45

KAR22073-01



Figure A-46: Top View of Deformable Barrier, Post-Test



Figure A-47: Right Side View of Deformable Barrier, Pre-Test



Figure A-48: Right Side View of Deformable Barrier, Post-Test



Figure A-49: Left Side View of Deformable Barrier, Pre-Test



Figure A-50: Left Side View of Deformable Barrier, Post-Test



A-51

KAR22073-01

Figure A-51: Vehicle on Rollover Device, Top View



Figure A-52: Vehicle During Impact

APPENDIX B
SID, VEHICLE, AND MDB RESPONSE DATA

LIST OF DATA PLOTS, DRIVER SID

Data Plot		Page
B-1	Driver Head CG X	B-1
B-2	Driver Head CG X Velocity	B-2
B-3	Driver Head CG Y	B-3
B-4	Driver Head CG Y Velocity	B-4
B-5	Driver Head CG Z	B-5
B-6	Driver Head CG Z Velocity	B-6
B-7	Driver Head CG Resultant	B-7
B-8	Driver Upper Rib Primary Y	B-8
B-9	Driver Upper Rib Primary Y Velocity	B-9
B-10	Driver Lower Rib Primary Y	B-10
B-11	Driver Lower Rib Primary Y Velocity	B-11
B-12	Driver Lower Spine Primary Y	B-12
B-13	Driver Lower Spine Primary Y Velocity	B-13
B-14	Driver Pelvis Primary Y	B-14
B-15	Driver Pelvis Primary Y Velocity	B-15
B-16	Driver Upper Rib Redundant Y	B-16
B-17	Driver Upper Rib Redundant Y Velocity	B-17
B-18	Driver Lower Rib Redundant Y	B-18
B-19	Driver Lower Rib Redundant Y Velocity	B-19
B-20	Driver Lower Spine Redundant Y	B-20
B-21	Driver Lower Spine Redundant Y Velocity	B-21
B-22	Driver Pelvis Redundant Y	B-22
B-23	Driver Pelvis Redundant Y Velocity	B-23
B-24	Driver Thorax Contact	B-24
B-25	Driver Pelvis Contact	B-25

LIST OF DATA PLOTS, PASSENGER SID

<u>Data Plot</u>	<u>Page</u>	
B-26	Passenger Head CG X	B-26
B-27	Passenger Head CG X Velocity	B-27
B-28	Passenger Head CG Y	B-28
B-29	Passenger Head CG Y Velocity	B-29
B-30	Passenger Head CG Z	B-30
B-31	Passenger Head CG Z Velocity	B-31
B-32	Passenger Head CG Resultant	B-32
B-33	Passenger Upper Rib Primary Y	B-33
B-34	Passenger Upper Rib Primary Y Velocity	B-34
B-35	Passenger Lower Rib Primary Y	B-35
B-36	Passenger Lower Rib Primary Y Velocity	B-36
B-37	Passenger Lower Spine Primary Y	B-37
B-38	Passenger Lower Spine Primary Y Velocity	B-38
B-39	Passenger Pelvis Primary Y	B-39
B-40	Passenger Pelvis Primary Y Velocity	B-40
B-41	Passenger Upper Rib Redundant Y	B-41
B-42	Passenger Upper Rib Redundant Y Velocity	B-42
B-43	Passenger Lower Rib Redundant Y	B-43
B-44	Passenger Lower Rib Redundant Y Velocity	B-44
B-45	Passenger Lower Spine Redundant Y	B-45
B-46	Passenger Lower Spine Redundant Y Velocity	B-46
B-47	Passenger Pelvis Redundant Y	B-47
B-48	Passenger Pelvis Redundant Y Velocity	B-48
B-49	Passenger Thorax Contact	B-49
B-50	Passenger Pelvis Contact	B-50

LIST OF DATA PLOTS, VEHICLE

Data Plot	Page	
B-51	Right Sill at Front Seat X	B-51
B-52	Right Sill at Front Seat X Velocity	B-52
B-53	Right Sill at Front Seat Y	B-53
B-54	Right Sill at Front Seat Y Velocity	B-54
B-55	Right Sill at Front Seat Z	B-55
B-56	Right Sill at Front Seat Z Velocity	B-56
B-57	Right Sill at Front Seat Resultant	B-57
B-58	Right Sill at Rear Seat X	B-58
B-59	Right Sill at Rear Seat X Velocity	B-59
B-60	Right Sill at Rear Seat Y	B-60
B-61	Right Sill at Rear Seat Y Velocity	B-61
B-62	Right Sill at Rear Seat Z	B-62
B-63	Right Sill at Rear Seat Z Velocity	B-63
B-64	Right Sill at Rear Seat Resultant	B-64
B-65	Rear Floor Pan Above Axle X	B-65
B-66	Rear Floor Pan Above Axle X	B-66
B-67	Rear Floor Pan Above Axle Y	B-67
B-68	Rear Floor Pan Above Axle Y Velocity	B-68
B-69	Rear Floor Above Axle Z	B-69
B-70	Rear Floor Pan Above Axle Z Velocity	B-70
B-71	Rear Floor Above Axle Resultant	B-71
B-72	Left Sill at Rear Door Y	B-72
B-73	Left Sill at Rear Door Y Velocity	B-73
B-74	Left Sill at Front Door Y	B-74
B-75	Left Sill at Front Door Y Velocity	B-75
B-76	Left Front Door Centerline Y	B-76
B-77	Left Front Door Centerline Y Velocity	B-77
B-78	Right Rear Occupant Compartment Y	B-78
B-79	Right Rear Occupant Compartment Y Velocity	B-79

LIST OF DATA PLOTS, VEHICLE...(CONTINUED)

Data Plot		Page
B-80	Left Front Door Mid Rear Y	B-80
B-81	Left Front Door Mid Rear Y Velocity	B-81
B-82	Left Front Door Upper Centerline Y	B-82
B-83	Left Front Door Upper Centerline Y Velocity	B-83
B-84	Left Rear Door Mid Rear Y	B-84
B-85	Left Rear Door Mid Rear Y Velocity	B-85
B-86	Left Rear Door Upper Centerline Y	B-86
B-87	Left Rear Door Upper Centerline Y Velocity	B-87
B-88	Left B-Post Lower Y	B-88
B-89	Left B-Post Lower Y Velocity	B-89
B-90	Left B-Post Middle Y	B-90
B-91	Left B-Post Middle Y Velocity	B-91
B-92	Left A-Post Lower Y	B-92
B-93	Left A-Post Lower Y Velocity	B-93
B-94	Left A-Post Middle Y	B-94
B-95	Left A-Post Middle Y Velocity	B-95
B-96	Left Front Seat Track Y	B-96
B-97	Left Front Seat Track Y Velocity	B-97
B-98	Left Rear Seat Structure Y	B-98
B-99	Left Rear Seat Structure Y Velocity	B-99
B-100	Vehicle CG X	B-100
B-101	Vehicle CG X Velocity	B-101
B-102	Vehicle CG Y	B-102
B-103	Vehicle CG Y Velocity	B-103
B-104	Vehicle CG Z	B-104
B-105	Vehicle CG Z Velocity	B-105
B-106	Vehicle CG Resultant	B-106

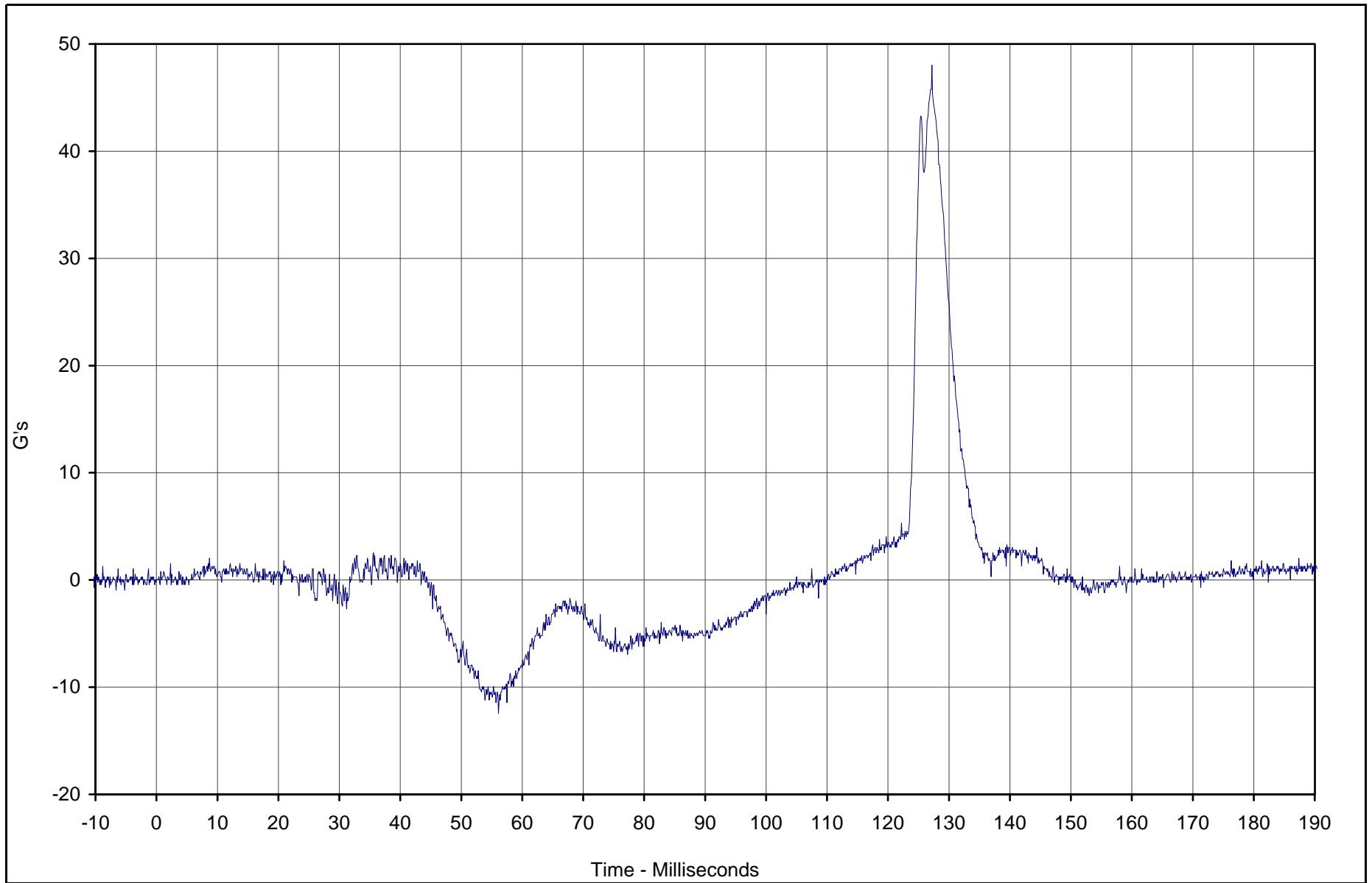
LIST OF DATA PLOTS, MDB

<u>Data Plot</u>		<u>Page</u>
B-107	Moving Deformable Barrier CG X	B-107
B-108	Moving Deformable Barrier CG X Velocity	B-108
B-109	Moving Deformable Barrier CG Y	B-109
B-110	Moving Deformable Barrier CG Y Velocity	B-110
B-111	Moving Deformable Barrier CG Z	B-111
B-112	Moving Deformable Barrier CG Z Velocity	B-112
B-113	Moving Deformable Barrier CG Resultant	B-113
B-114	Moving Deformable Barrier Rear X	B-114
B-115	Moving Deformable Barrier Rear X Velocity	B-115
B-116	Moving Deformable Barrier Rear Y	B-116
B-117	Moving Deformable Barrier Rear Y Velocity	B-117
B-118	Moving Deformable Barrier Right Bumper Contact Time	B-118

LIST OF DATA PLOTS, FIR FILTER DATA

<u>Data Plot</u>		<u>Page</u>
B-119	Driver Upper Rib Primary Y	B-119
B-120	Driver Lower Rib Primary Y	B-120
B-121	Driver Lower Spine Primary Y	B-121
B-122	Driver Pelvis Primary Y	B-122
B-123	Driver Upper Rib Redundant Y	B-123
B-124	Driver Lower Rib Redundant Y	B-124
B-125	Driver Lower Spine Redundant Y	B-125
B-126	Driver Pelvis Redundant Y	B-126
B-127	Passenger Upper Rib Primary Y	B-127
B-128	Passenger Lower Rib Primary Y	B-128
B-129	Passenger Lower Spine Primary Y	B-129
B-130	Passenger Pelvis Primary Y	B-130
B-131	Passenger Upper Rib Redundant Y	B-131
B-132	Passenger Lower Rib Redundant Y	B-132
B-133	Passenger Lower Spine Redundant Y	B-133
B-134	Passenger Pelvis Redundant Y	B-134

B-1



Curve Description	CURNO	Type	Units	Max	Time	Min	Time	SAE Class
Driver Head X	001	FIL	G's	48.0	127.2	-12.4	56.1	1000



Test Vehicle: 2003 Honda Pilot 4WD SUV

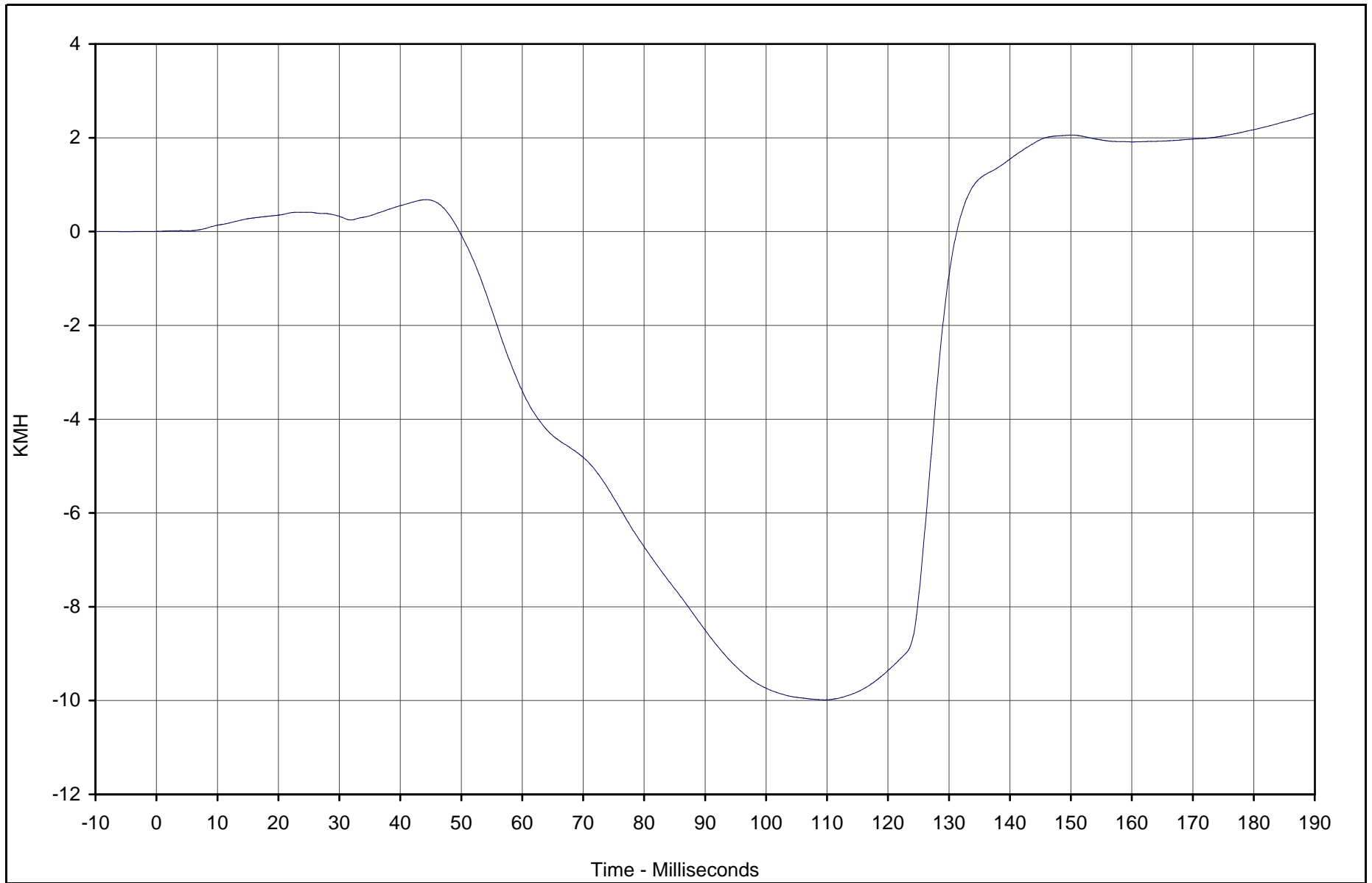
Test Date: 6/27/02

Test Program: 55/28 km/h Side Impact NCAP

NHTSA No.: HO5304

KAR22073-01

B-2



Curve Description	CURNO	Type	Units	Max	Time	Min	Time	SAE Class
Driver Head X Velocity	001	IN1	KMH	2.5	189.9	-10.0	109.6	180



Test Vehicle: 2003 Honda Pilot 4WD SUV

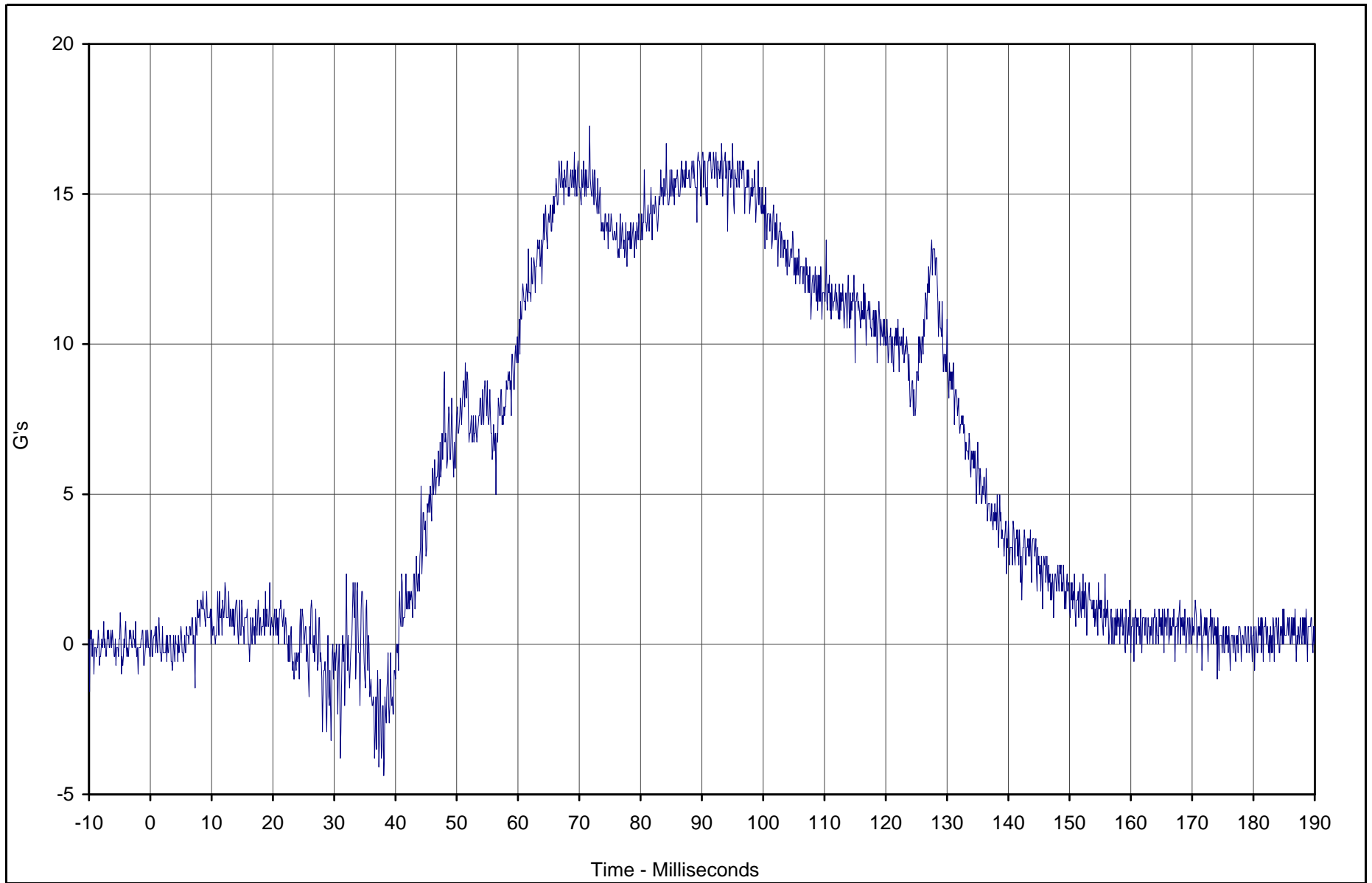
Test Date: 6/27/02

Test Program: 55/28 km/h Side Impact NCAP

NHTSA No.: HO5304

KAR22073-01

B-3



Curve Description	CURNO	Type	Units	Max	Time	Min	Time	SAE Class
Driver Head Y	002	FIL	G's	17.3	71.7	-4.4	38.1	1000



Test Vehicle: 2003 Honda Pilot 4WD SUV

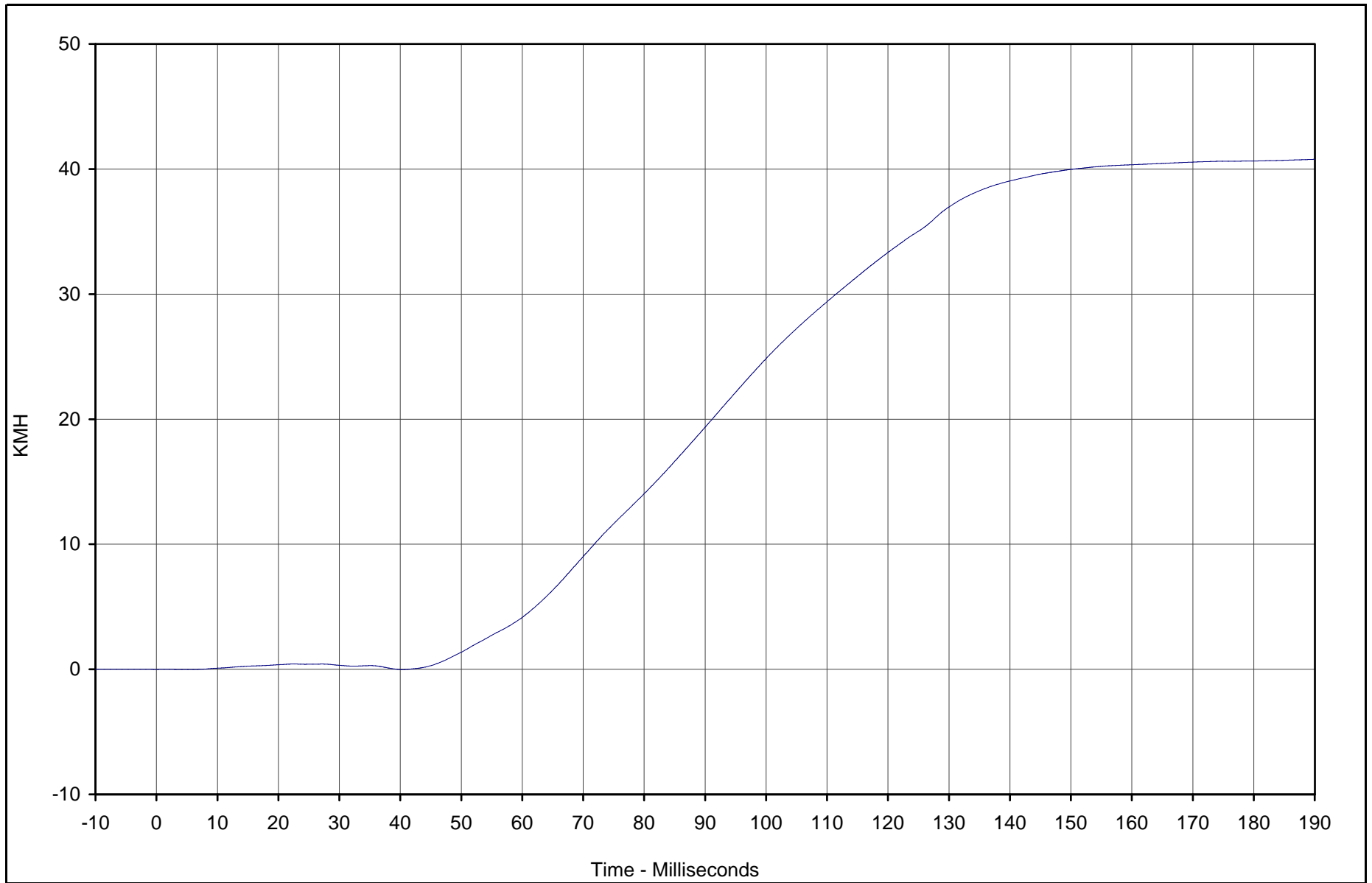
Test Date: 6/27/02

Test Program: 55/28 km/h Side Impact NCAP

NHTSA No.: HO5304

KAR22073-01

B-4



Curve Description	CURNO	Type	Units	Max	Time	Min	Time	SAE Class
Driver Head Y Velocity	002	IN1	KMH	40.8	189.9	0.0	40.4	180



Test Vehicle: 2003 Honda Pilot 4WD SUV

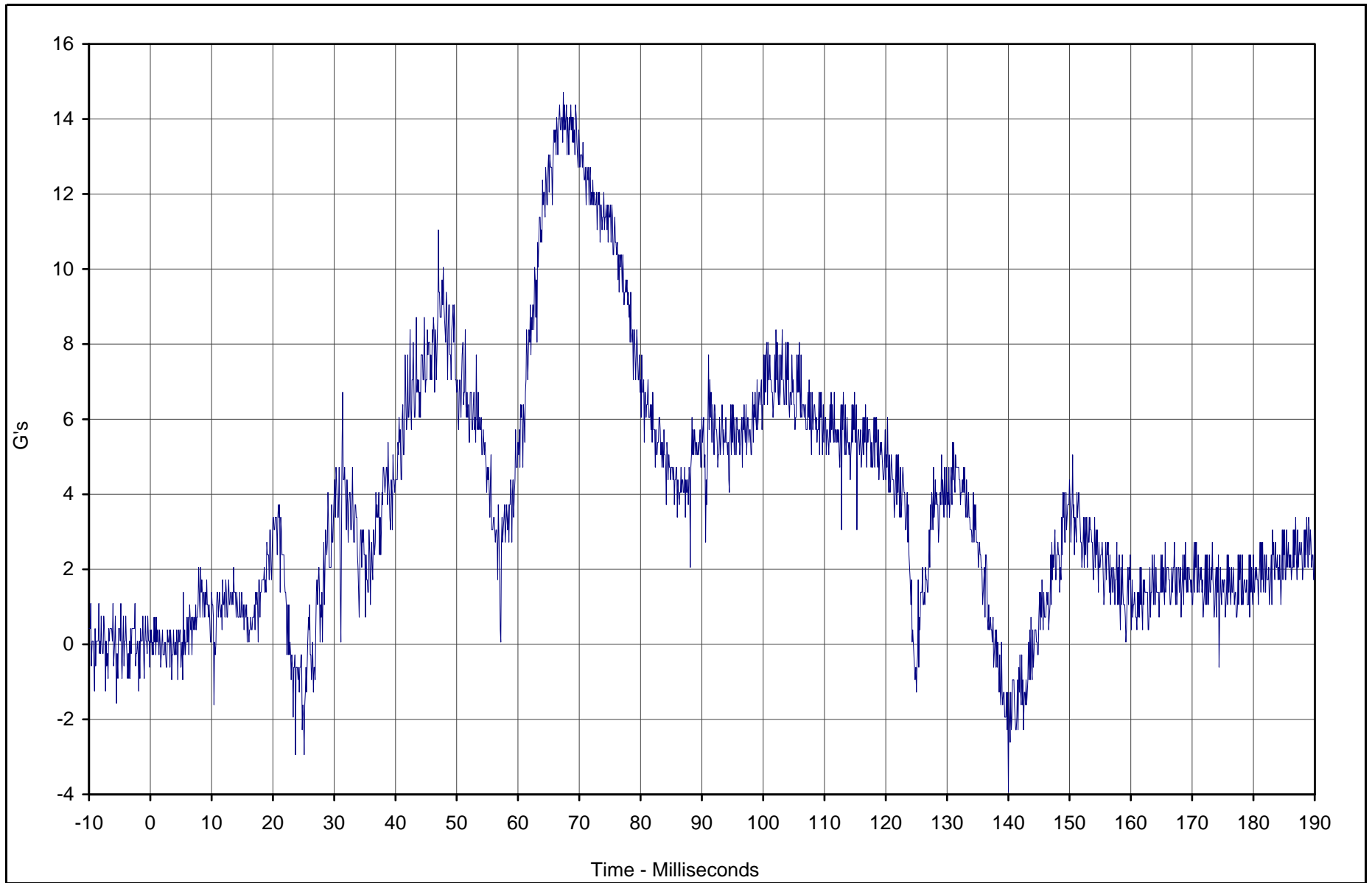
Test Date: 6/27/02

Test Program: 55/28 km/h Side Impact NCAP

NHTSA No.: HO5304

KAR22073-01

B-5



Curve Description	CURNO	Type	Units	Max	Time	Min	Time	SAE Class
Driver Head Z	003	FIL	G's	14.7	67.4	-3.9	140.0	1000



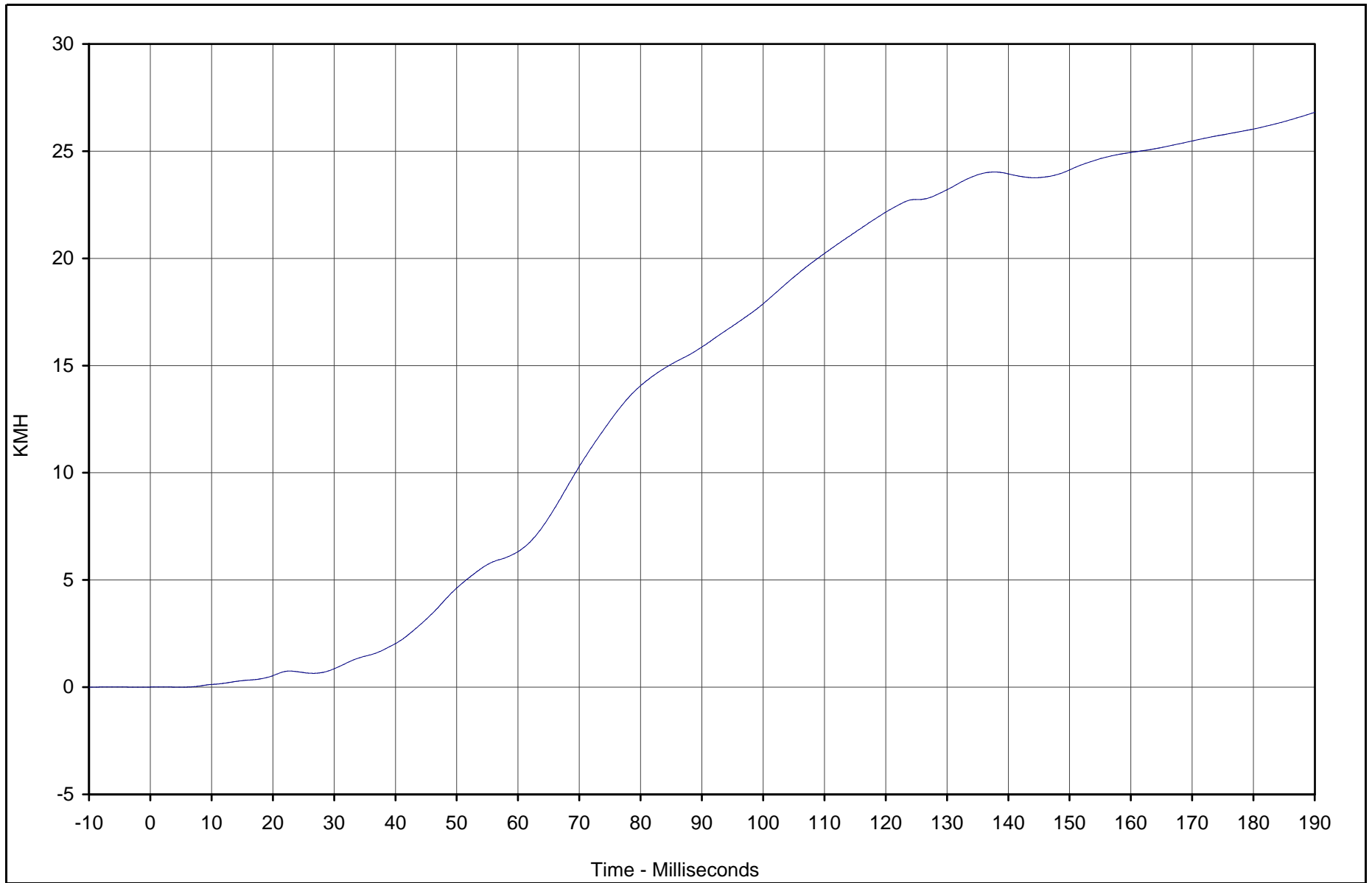
Test Vehicle: 2003 Honda Pilot 4WD SUV

Test Date: 6/27/02

Test Program: 55/28 km/h Side Impact NCAP

NHTSA No.: HO5304

KAR22073-01



Curve Description	CURNO	Type	Units	Max	Time	Min	Time	SAE Class
Driver Head Z Velocity	003	IN1	KMH	26.8	189.9	0.0	5.1	180



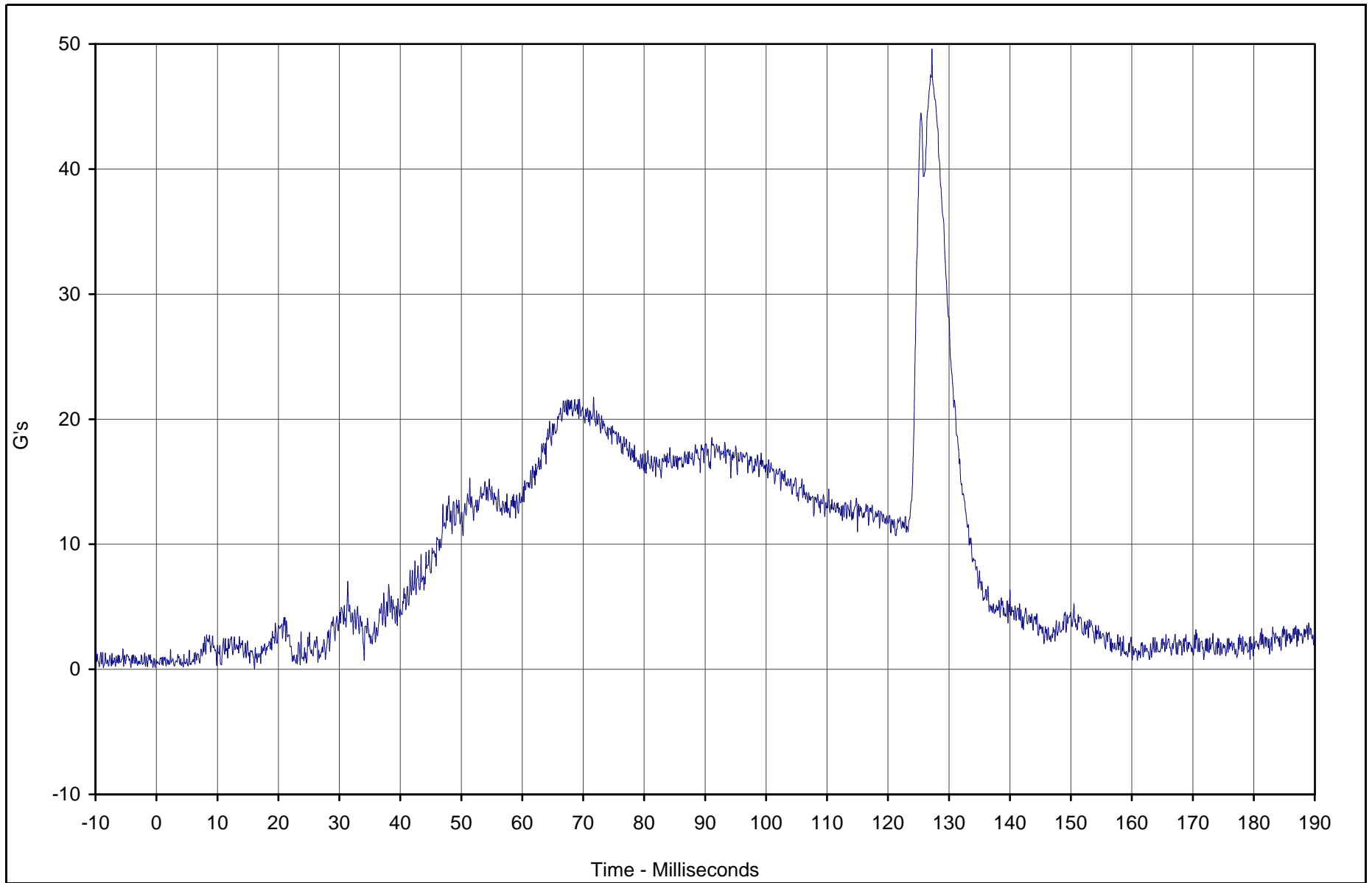
Test Vehicle: 2003 Honda Pilot 4WD SUV

Test Date: 6/27/02

Test Program: 55/28 km/h Side Impact NCAP

NHTSA No.: HO5304

B-7



Curve Description	CURNO	Type	Units	Max	Time	Min	Time	SAE Class
Driver Head Resultant	001	RES	G's	49.6	127.2	0.1	16.1	1000



Test Vehicle: 2003 Honda Pilot 4WD SUV

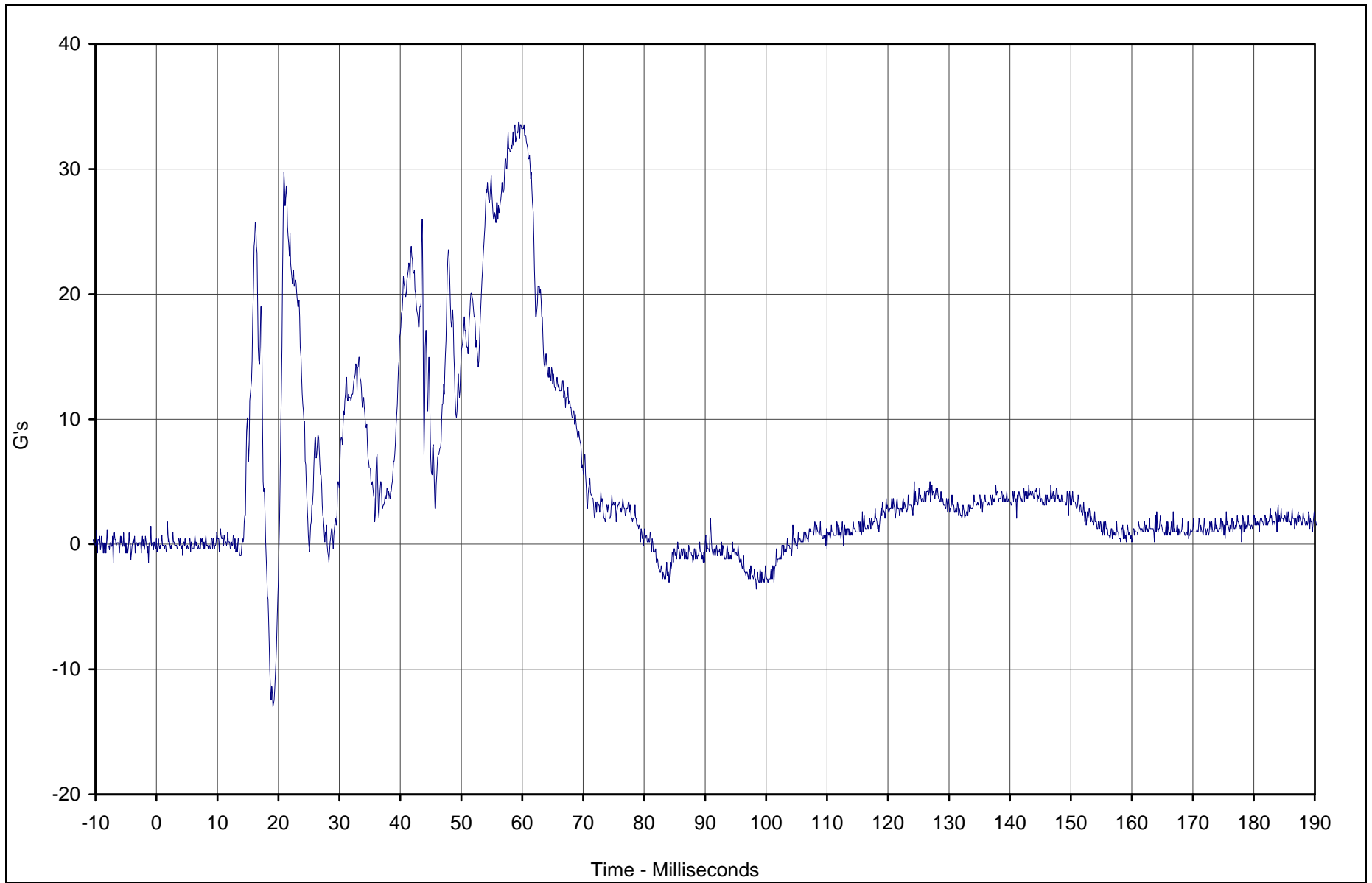
Test Date: 6/27/02

Test Program: 55/28 km/h Side Impact NCAP

NHTSA No.: HO5304

KAR22073-01

B-8



Curve Description	CURNO	Type	Units	Max	Time	Min	Time	SAE Class
Driver Upper Rib Primary Y	004	FIL	G's	33.8	59.4	-13.0	19.1	1000



Test Vehicle: 2003 Honda Pilot 4WD SUV

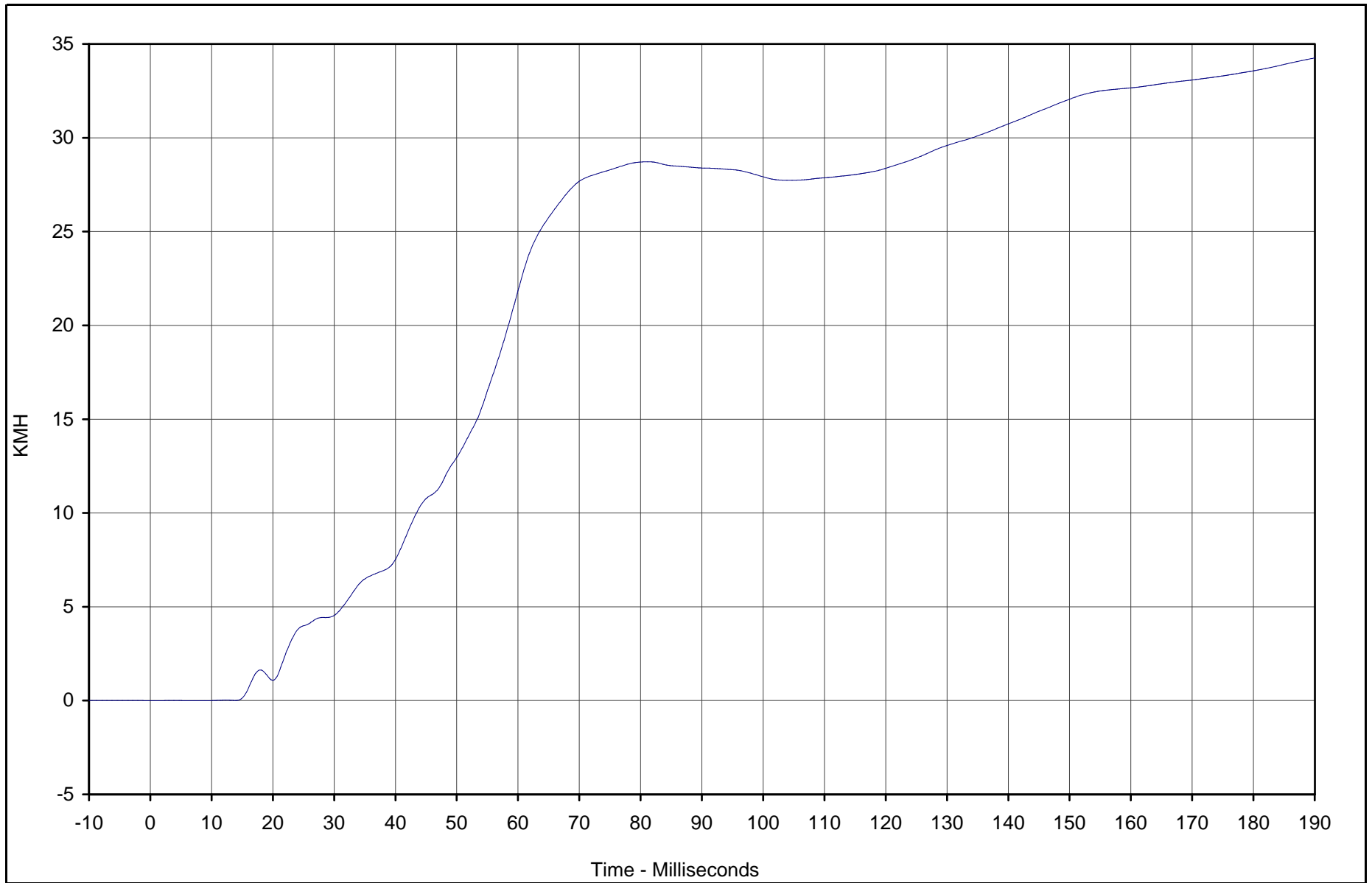
Test Date: 6/27/02

Test Program: 55/28 km/h Side Impact NCAP

NHTSA No.: HO5304

KAR22073-01

B-9



Curve Description	CURNO	Type	Units	Max	Time	Min	Time	SAE Class
Driver Upper Rib Primary Y Vel.	004	IN1	KMH	34.2	189.9	0.0	9.1	180



Test Vehicle: 2003 Honda Pilot 4WD SUV

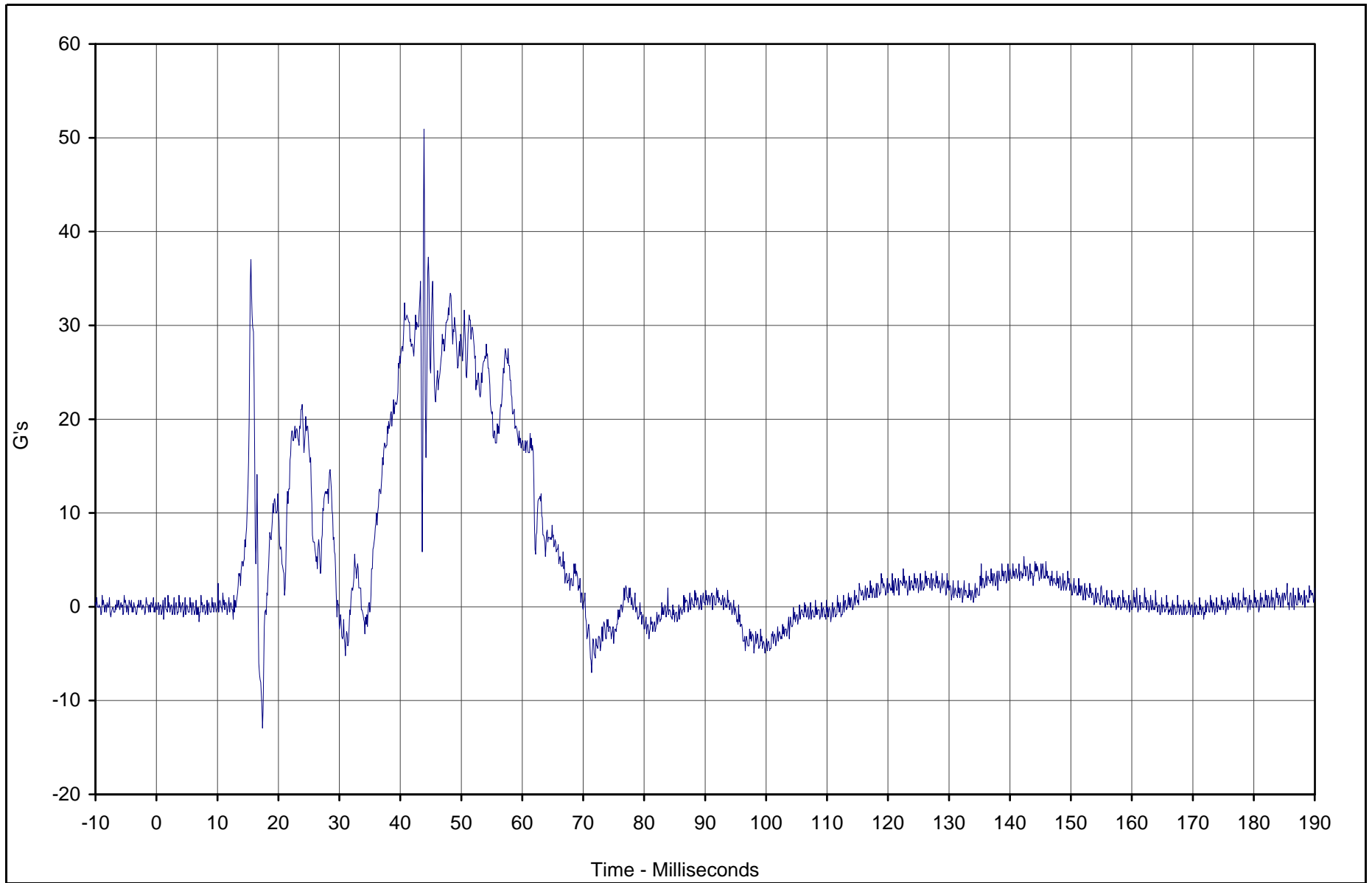
Test Date: 6/27/02

Test Program: 55/28 km/h Side Impact NCAP

NHTSA No.: HO5304

KAR22073-01

B-10



Curve Description	CURNO	Type	Units	Max	Time	Min	Time	SAE Class
Driver Lower Rib Primary Y	005	FIL	G's	50.9	43.9	-12.9	17.4	1000



Test Vehicle: 2003 Honda Pilot 4WD SUV

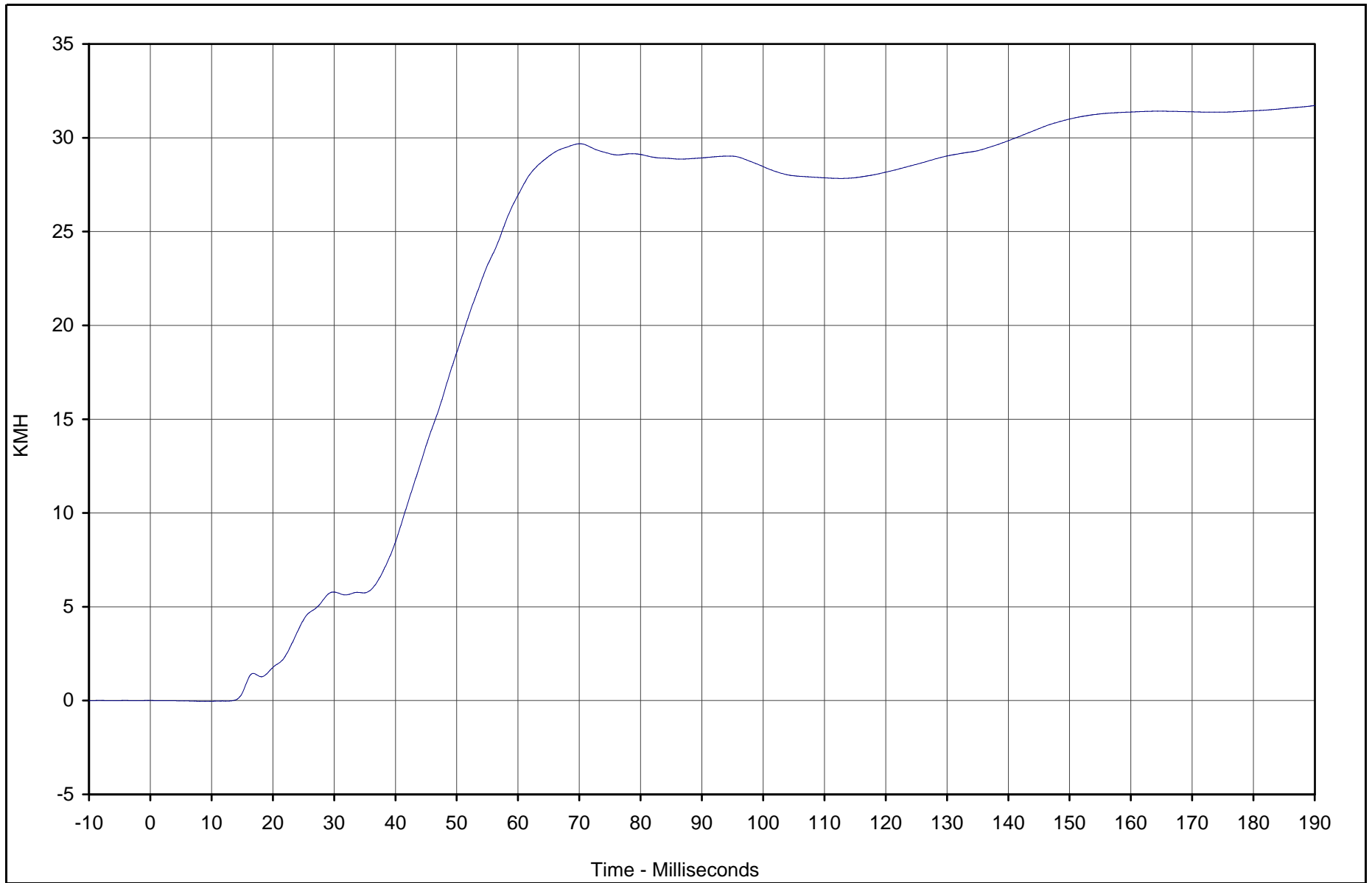
Test Date: 6/27/02

Test Program: 55/28 km/h Side Impact NCAP

NHTSA No.: HO5304

KAR22073-01

B-11



Curve Description	CURNO	Type	Units	Max	Time	Min	Time	SAE Class
Driver Lower Rib Primary Y Vel.	005	IN1	KMH	31.7	189.9	0.0	9.2	180



Test Vehicle: 2003 Honda Pilot 4WD SUV

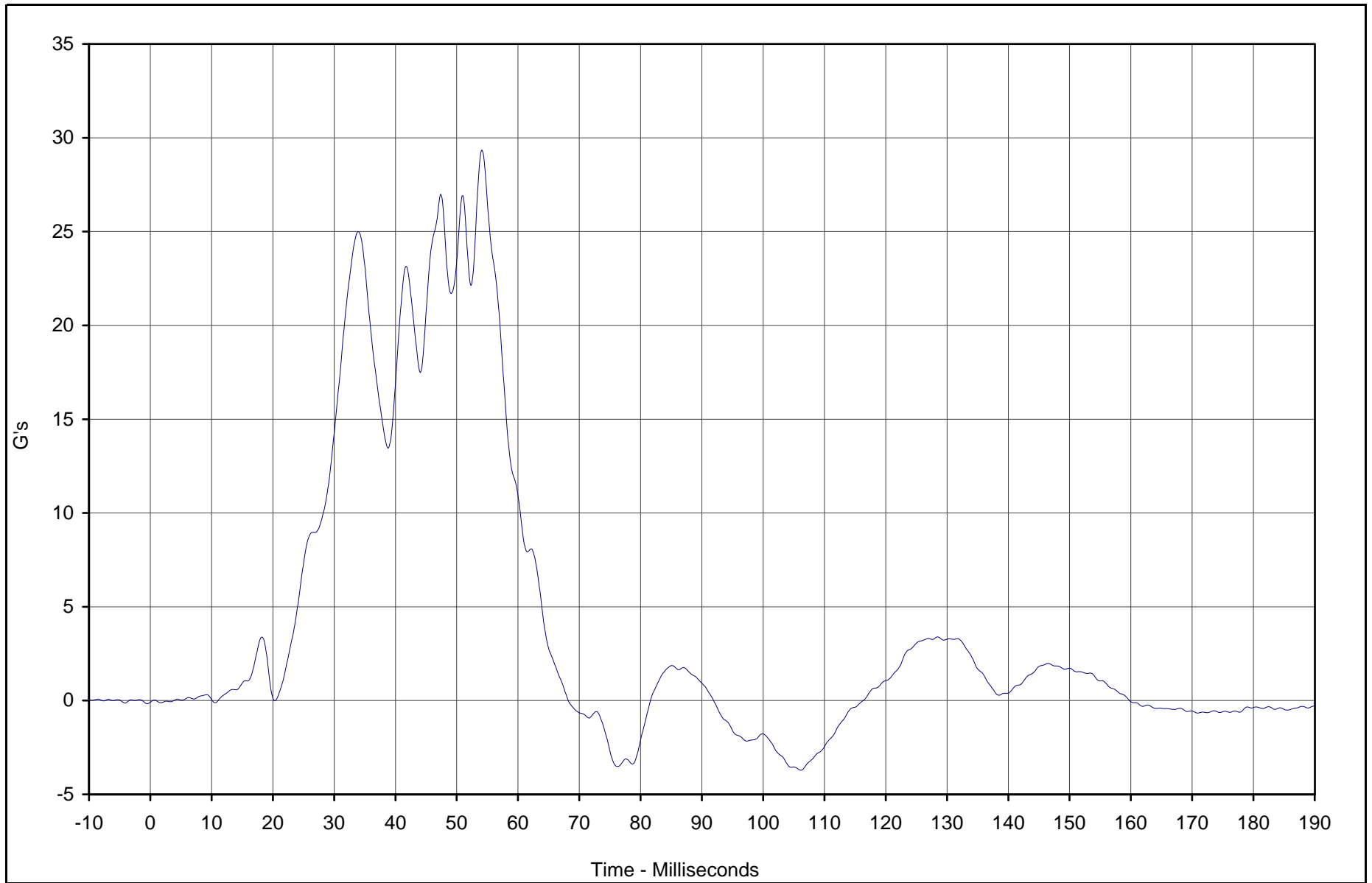
Test Date: 6/27/02

Test Program: 55/28 km/h Side Impact NCAP

NHTSA No.: HO5304

KAR22073-01

B-12



Curve Description	CURNO	Type	Units	Max	Time	Min	Time	SAE Class
Driver Lower Spine Primary Y	006	FIL	G's	29.3	54.1	-3.7	106.1	180



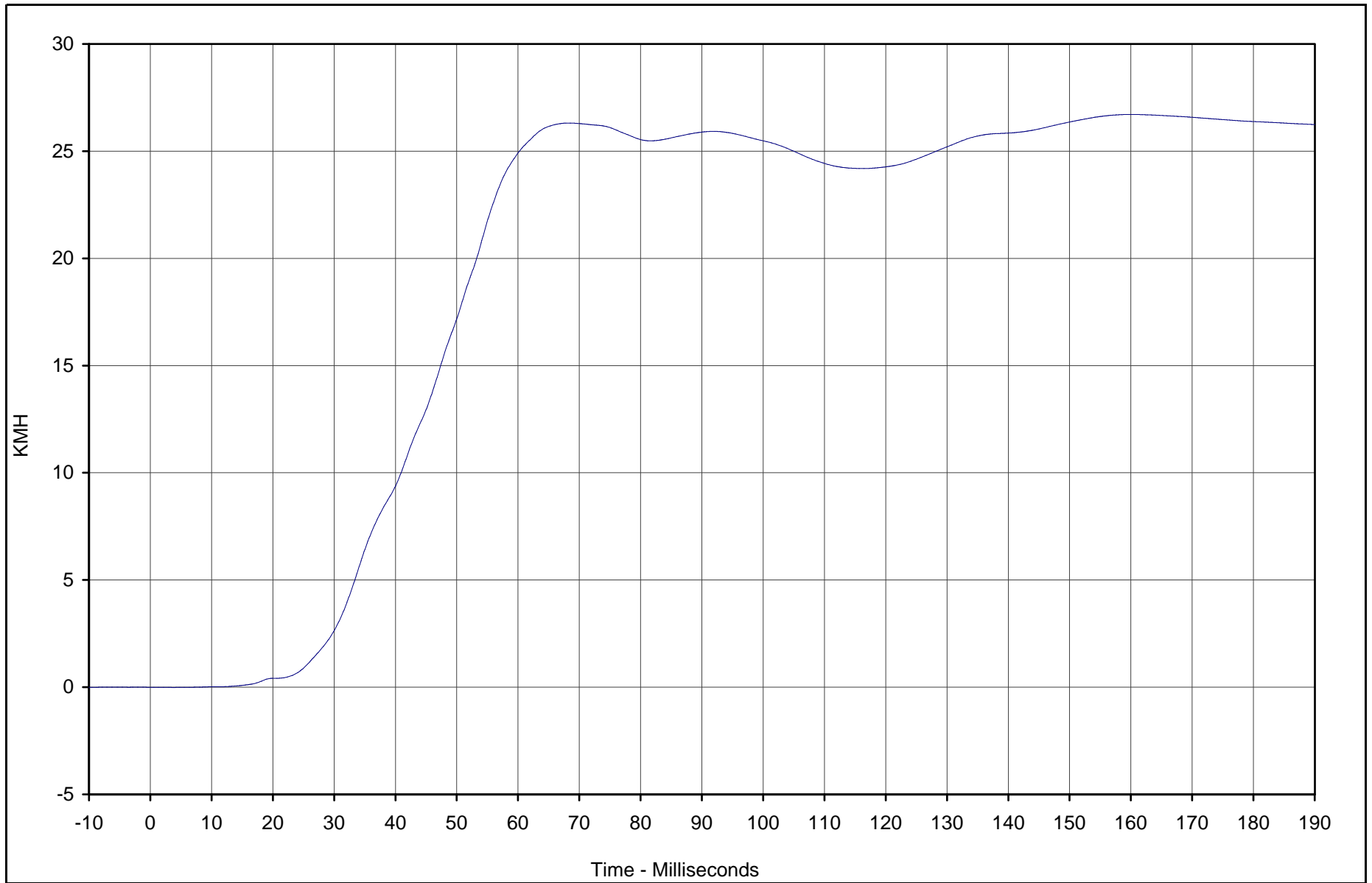
Test Vehicle: 2003 Honda Pilot 4WD SUV

Test Date: 6/27/02

Test Program: 55/28 km/h Side Impact NCAP

NHTSA No.: HO5304

KAR22073-01



Curve Description	CURNO	Type	Units	Max	Time	Min	Time	SAE Class
Driver Lower Spine Primary Y Vel.	006	IN1	KMH	26.7	159.8	0.0	3.8	180



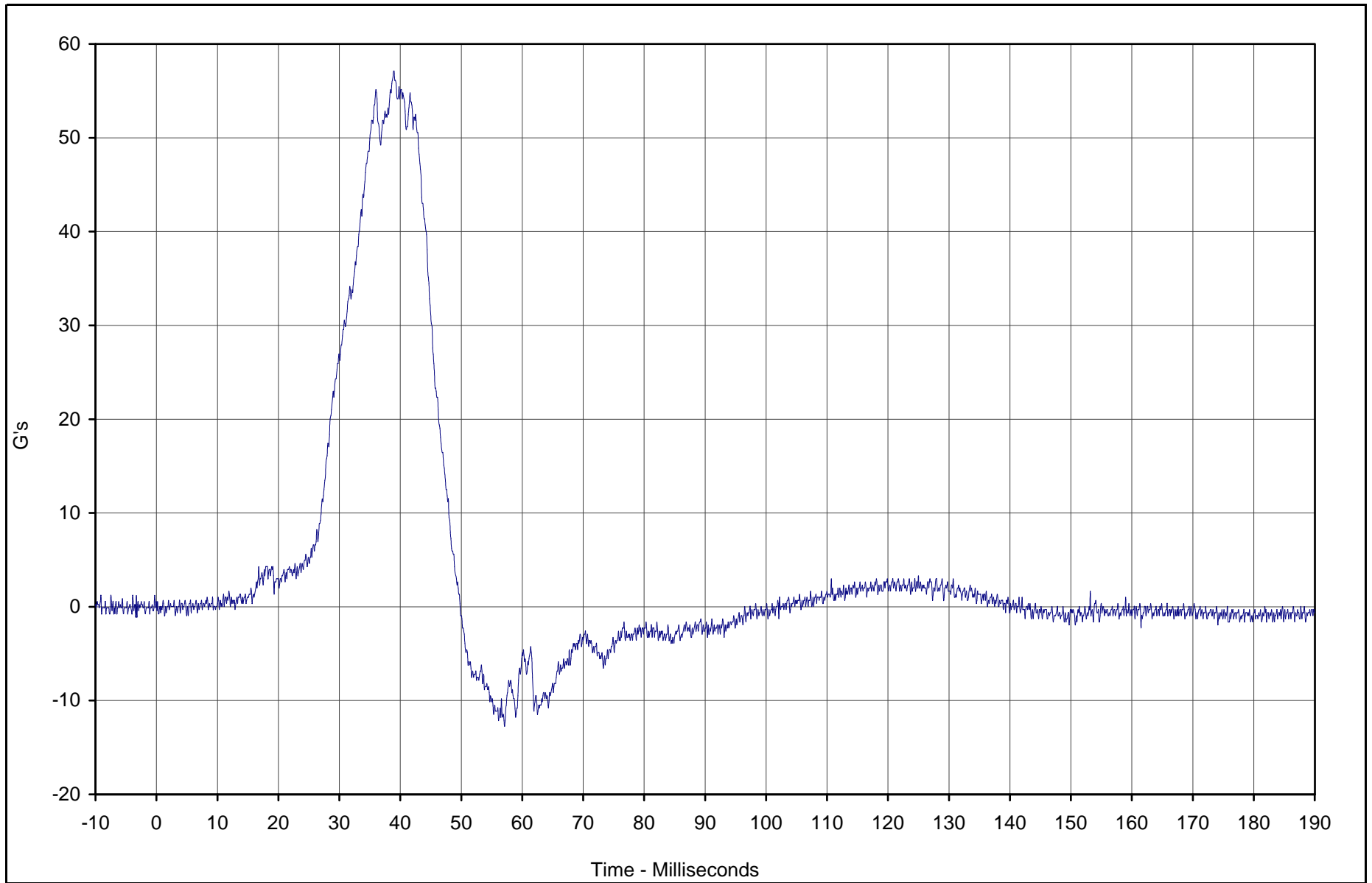
Test Vehicle: 2003 Honda Pilot 4WD SUV

Test Date: 6/27/02

Test Program: 55/28 km/h Side Impact NCAP

NHTSA No.: HO5304

B-14



Curve Description	CURNO	Type	Units	Max	Time	Min	Time	SAE Class
Driver Pelvis Primary Y	007	FIL	G's	57.1	38.9	-12.8	57.1	1000



Test Vehicle: 2003 Honda Pilot 4WD SUV

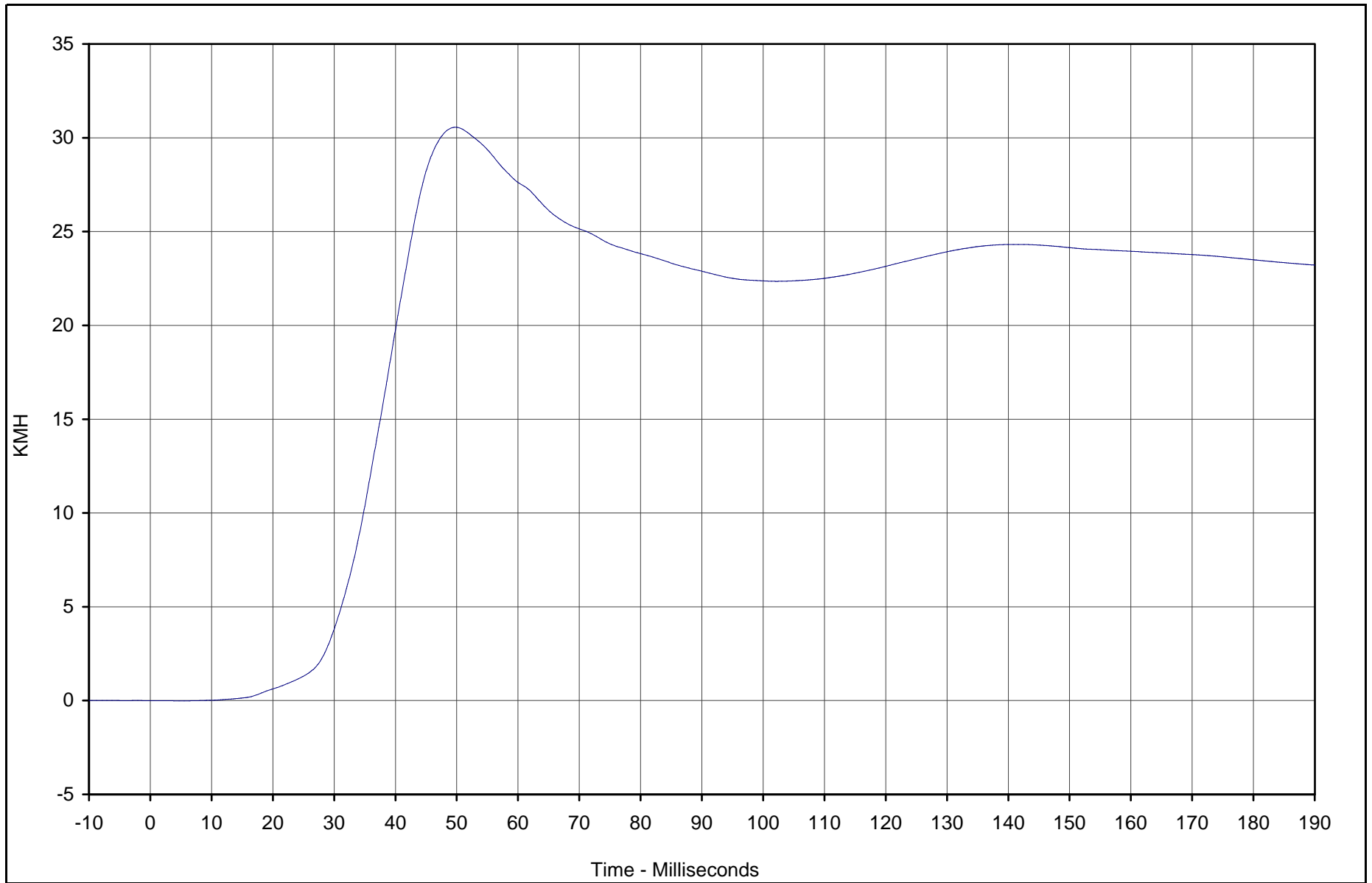
Test Date: 6/27/02

Test Program: 55/28 km/h Side Impact NCAP

NHTSA No.: HO5304

KAR22073-01

B-15



KAR22073-01

Curve Description	CURNO	Type	Units	Max	Time	Min	Time	SAE Class
Driver Pelvis Primary Y Vel.	007	IN1	KMH	30.6	49.8	0.0	5.6	180

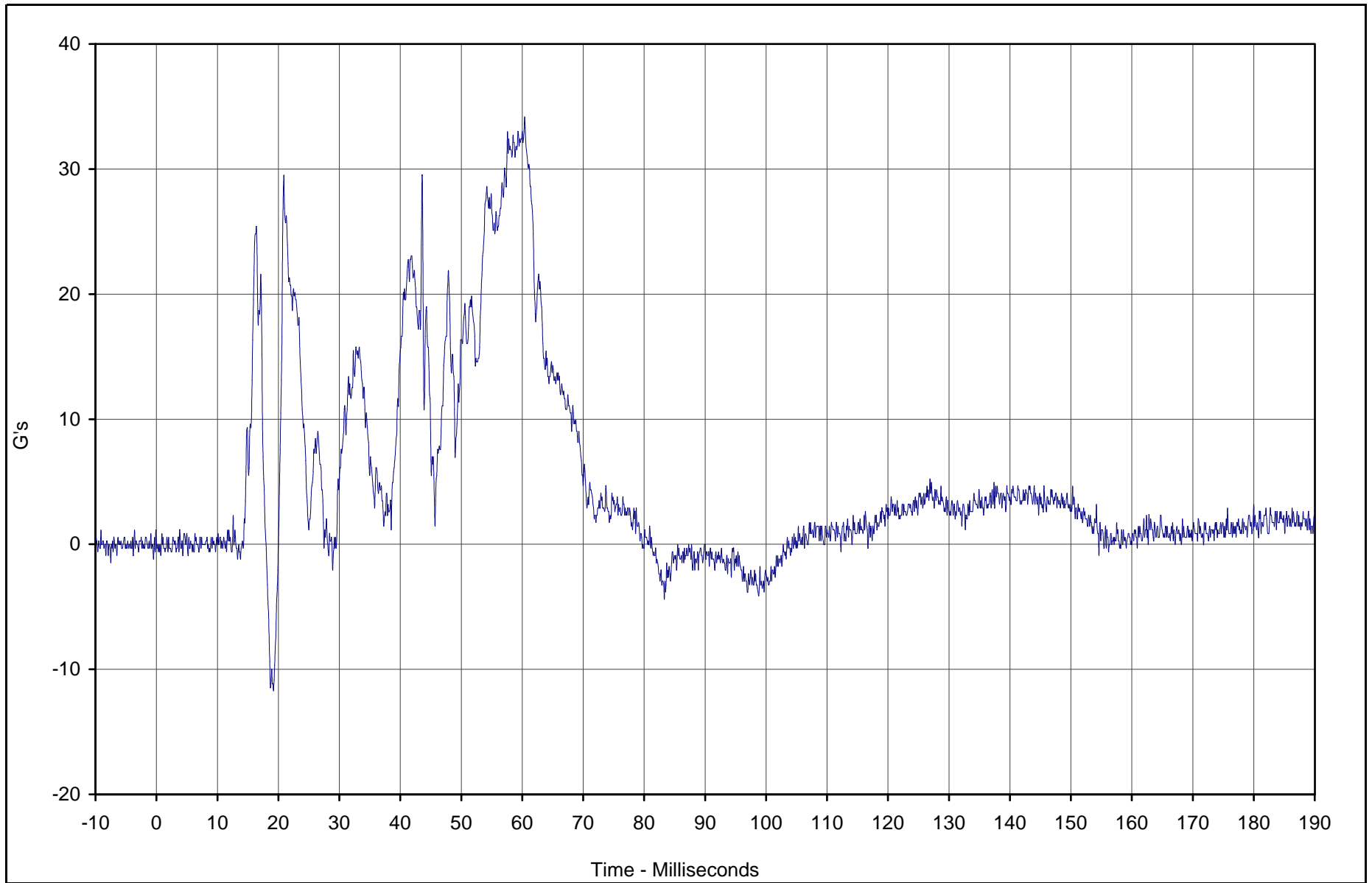


Test Vehicle: 2003 Honda Pilot 4WD SUV

Test Date: 6/27/02

Test Program: 55/28 km/h Side Impact NCAP

NHTSA No.: HO5304



Curve Description	CURNO	Type	Units	Max	Time	Min	Time	SAE Class
Driver Upper Rib Redundant Y	008	FIL	G's	34.2	60.4	-11.7	19.2	1000



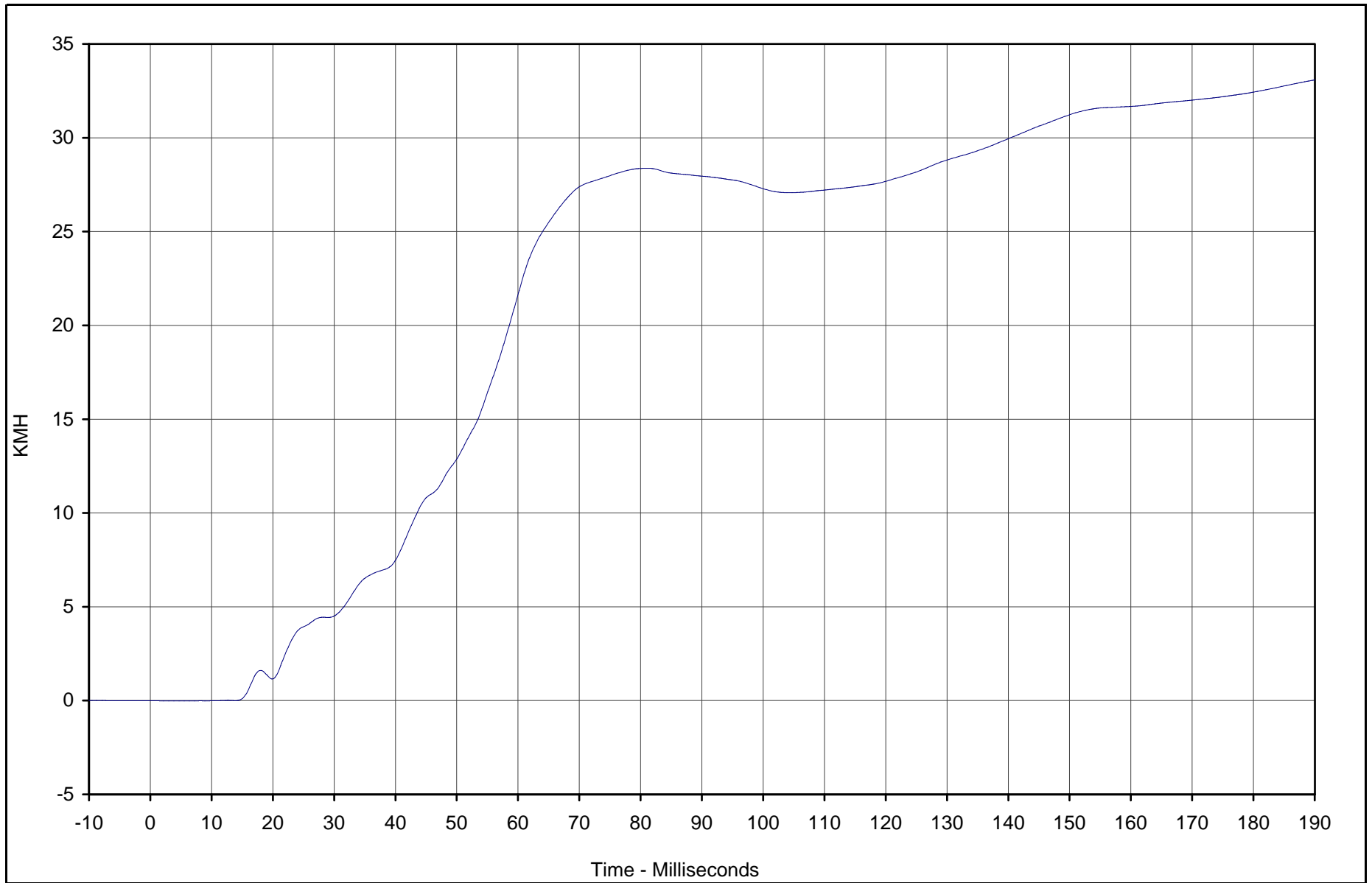
Test Vehicle: 2003 Honda Pilot 4WD SUV

Test Date: 6/27/02

Test Program: 55/28 km/h Side Impact NCAP

NHTSA No.: HO5304

B-17



Curve Description	CURNO	Type	Units	Max	Time	Min	Time	SAE Class
Driver Upper Rib Redundant Y Vel.	008	IN1	KMH	33.1	189.9	0.0	3.3	180



Test Vehicle: 2003 Honda Pilot 4WD SUV

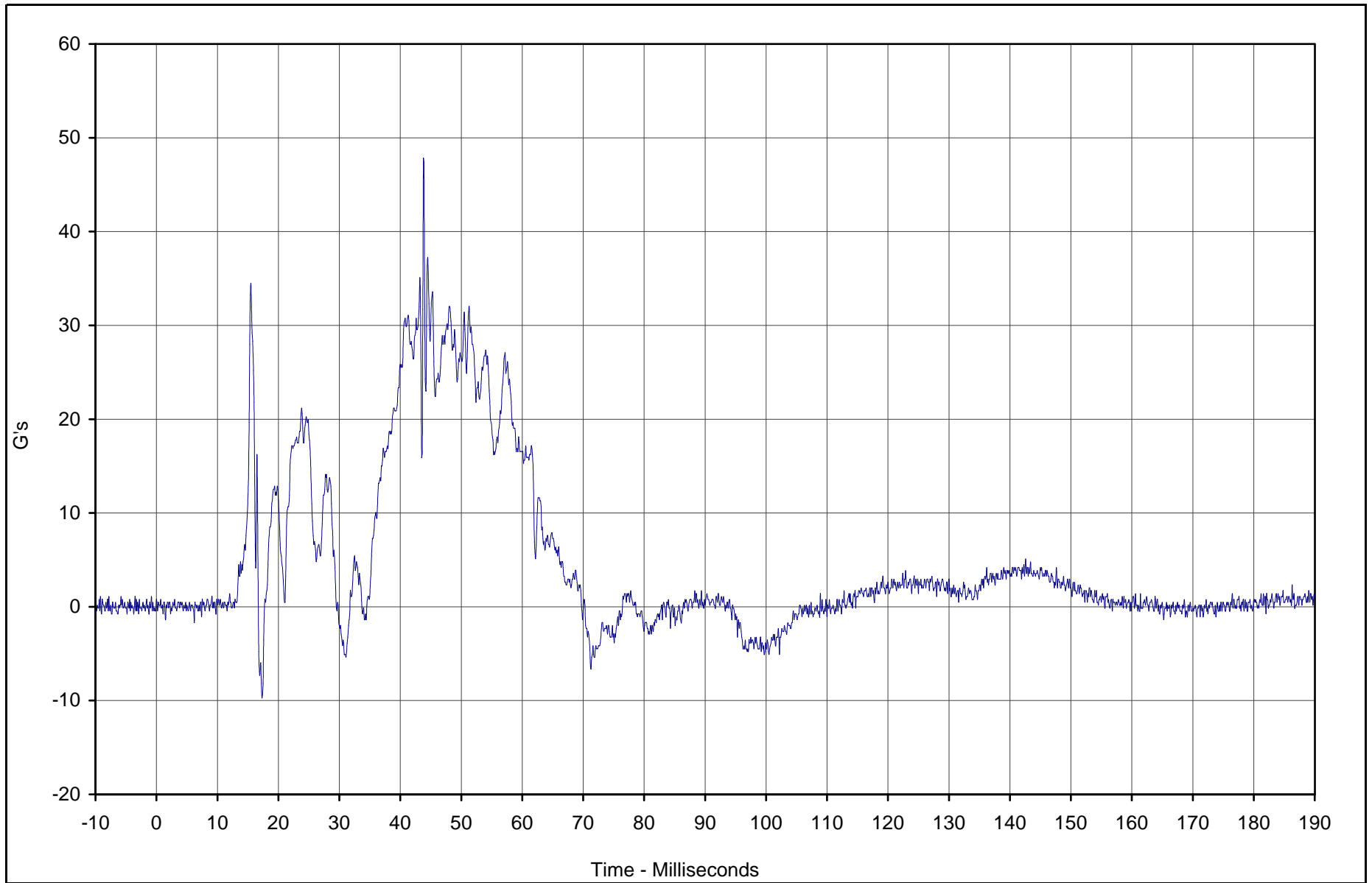
Test Date: 6/27/02

Test Program: 55/28 km/h Side Impact NCAP

NHTSA No.: HO5304

KAR22073-01

B-18



Curve Description	CURNO	Type	Units	Max	Time	Min	Time	SAE Class
Driver Lower Rib Redundant Y	009	FIL	G's	47.8	43.8	-9.7	17.3	1000



Test Vehicle: 2003 Honda Pilot 4WD SUV

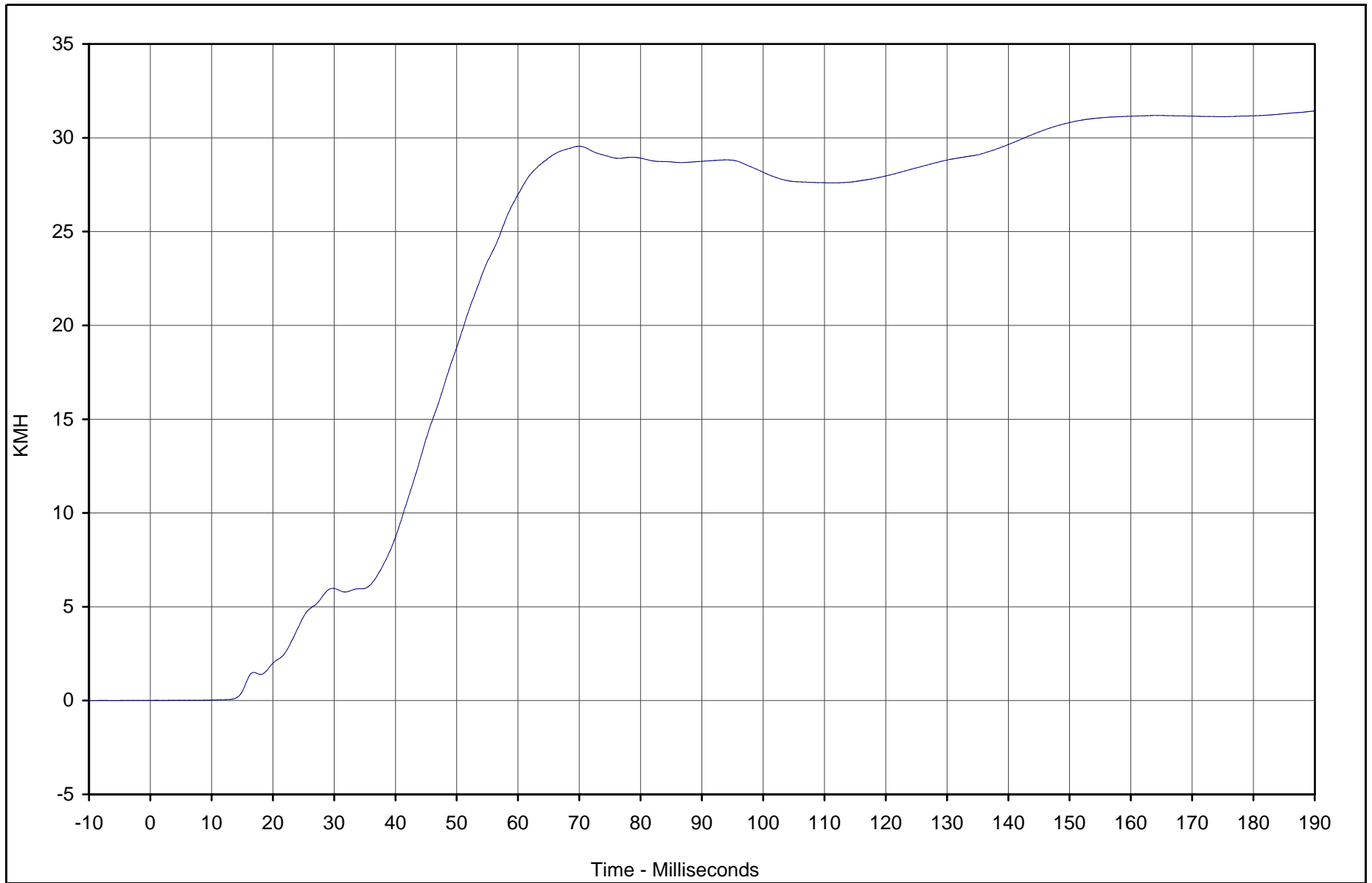
Test Date: 6/27/02

Test Program: 55/28 km/h Side Impact NCAP

NHTSA No.: HO5304

KAR22073-01

B-19



Curve Description	CURNO	Type	Units	Max	Time	Min	Time	SAE Class
Driver Lower Rib Redundant Y Vel.	009	IN1	KMH	31.4	189.9	0.0	0.0	180



Test Vehicle: 2003 Honda Pilot 4WD SUV

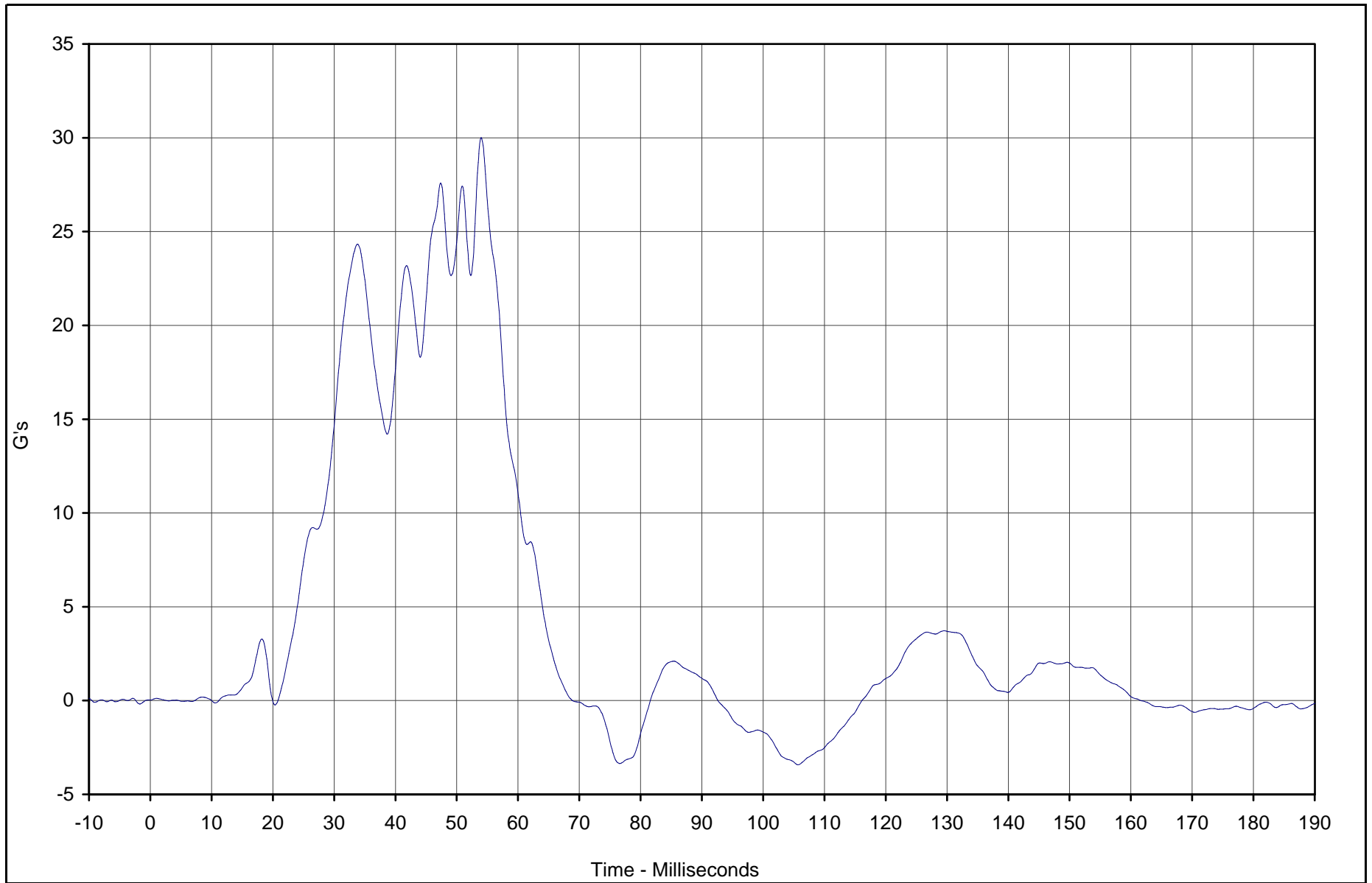
Test Date: 6/27/02

Test Program: 55/28 km/h Side Impact NCAP

NHTSA No.: HO5304

KAR22073-01

B-20



Curve Description	CURNO	Type	Units	Max	Time	Min	Time	SAE Class
Driver Lower Spine Redundant Y	010	FIL	G's	30.0	54.0	-3.4	105.7	180



Test Vehicle: 2003 Honda Pilot 4WD SUV

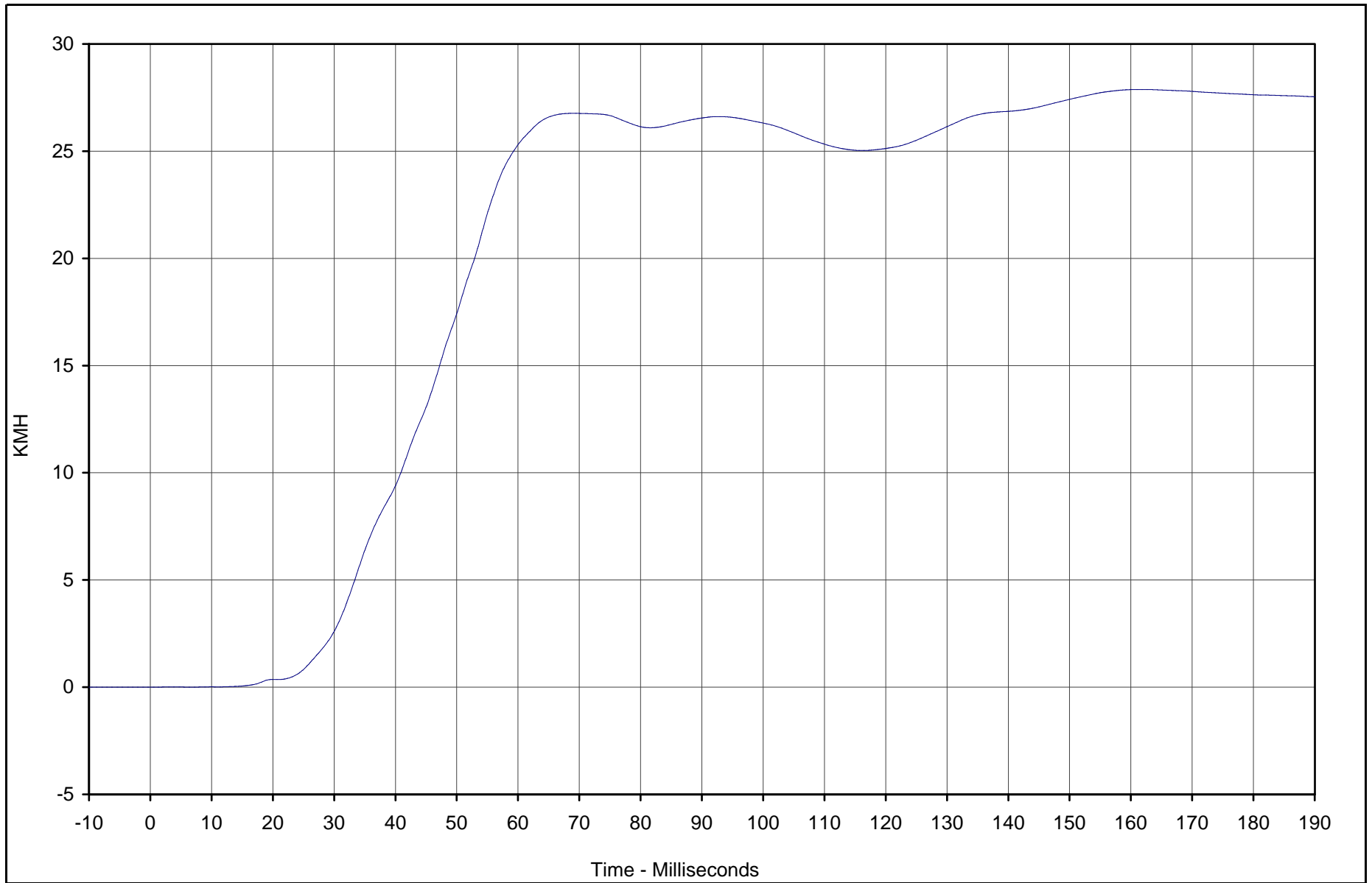
Test Date: 6/27/02

Test Program: 55/28 km/h Side Impact NCAP

NHTSA No.: HO5304

KAR22073-01

B-21



Curve Description	CURNO	Type	Units	Max	Time	Min	Time	SAE Class
Driver Lower Spine Redundant Y Vel.	010	IN1	KMH	27.9	161.6	0.0	0.0	180



Test Vehicle: 2003 Honda Pilot 4WD SUV

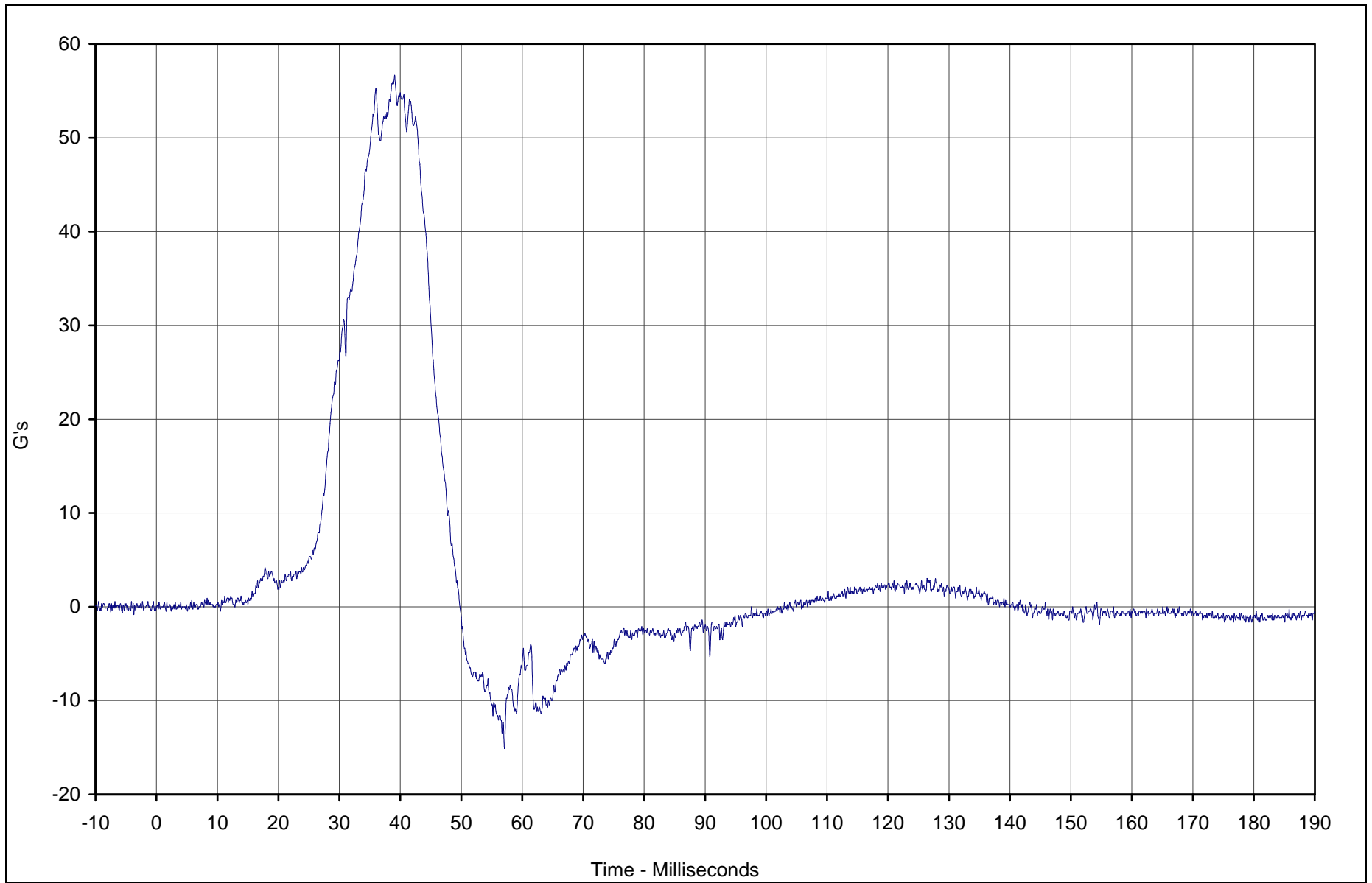
Test Date: 6/27/02

Test Program: 55/28 km/h Side Impact NCAP

NHTSA No.: HO5304

KAR22073-01

B-22



Curve Description	CURNO	Type	Units	Max	Time	Min	Time	SAE Class
Driver Pelvis Redundant Y	011	FIL	G's	56.7	39.1	-15.1	57.1	1000



Test Vehicle: 2003 Honda Pilot 4WD SUV

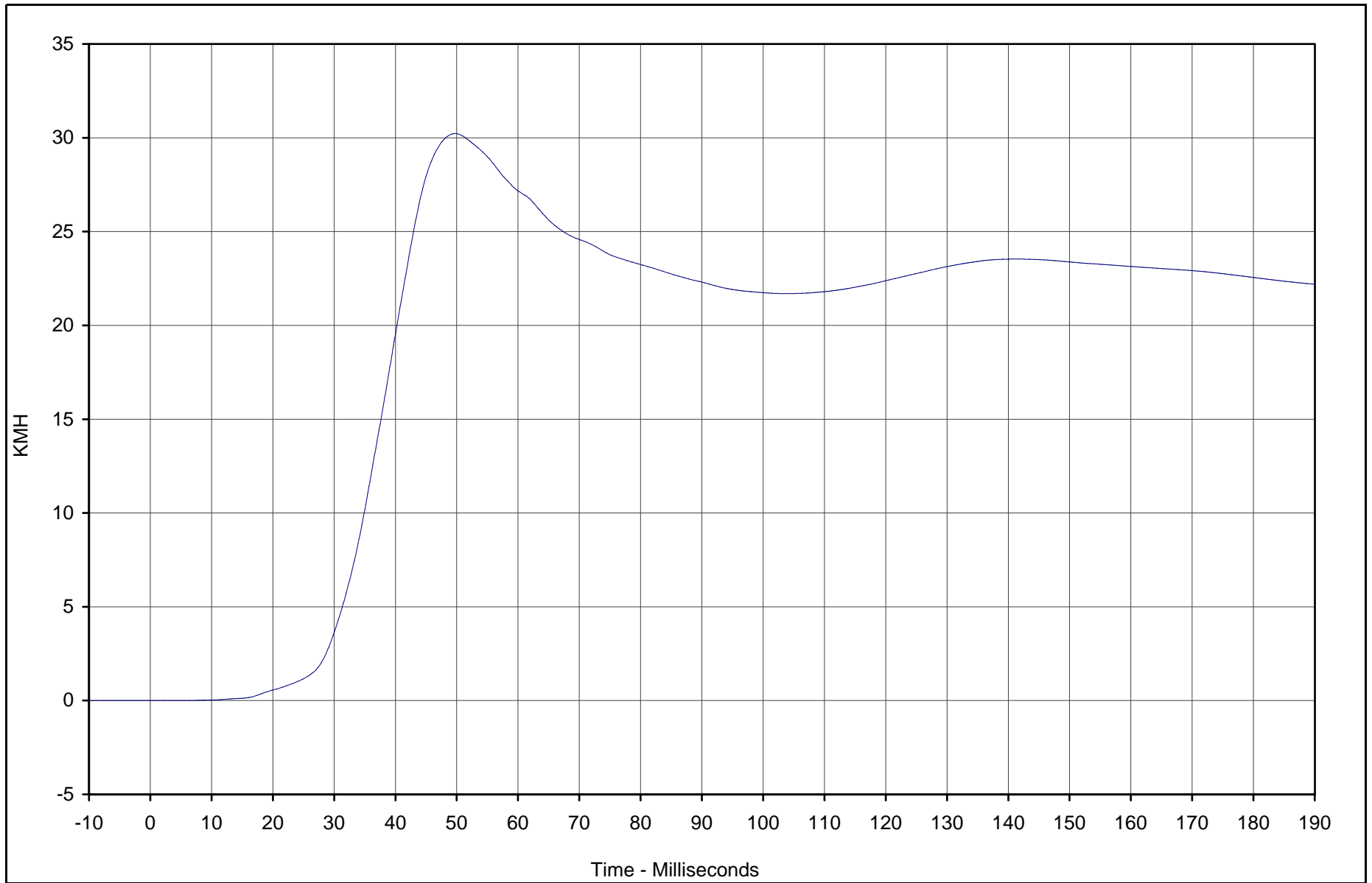
Test Date: 6/27/02

Test Program: 55/28 km/h Side Impact NCAP

NHTSA No.: HO5304

KAR22073-01

B-23



KAR22073-01

Curve Description	CURNO	Type	Units	Max	Time	Min	Time	SAE Class
Driver Pelvis Redundant Y Vel.	011	IN1	KMH	30.2	49.8	0.0	5.2	180



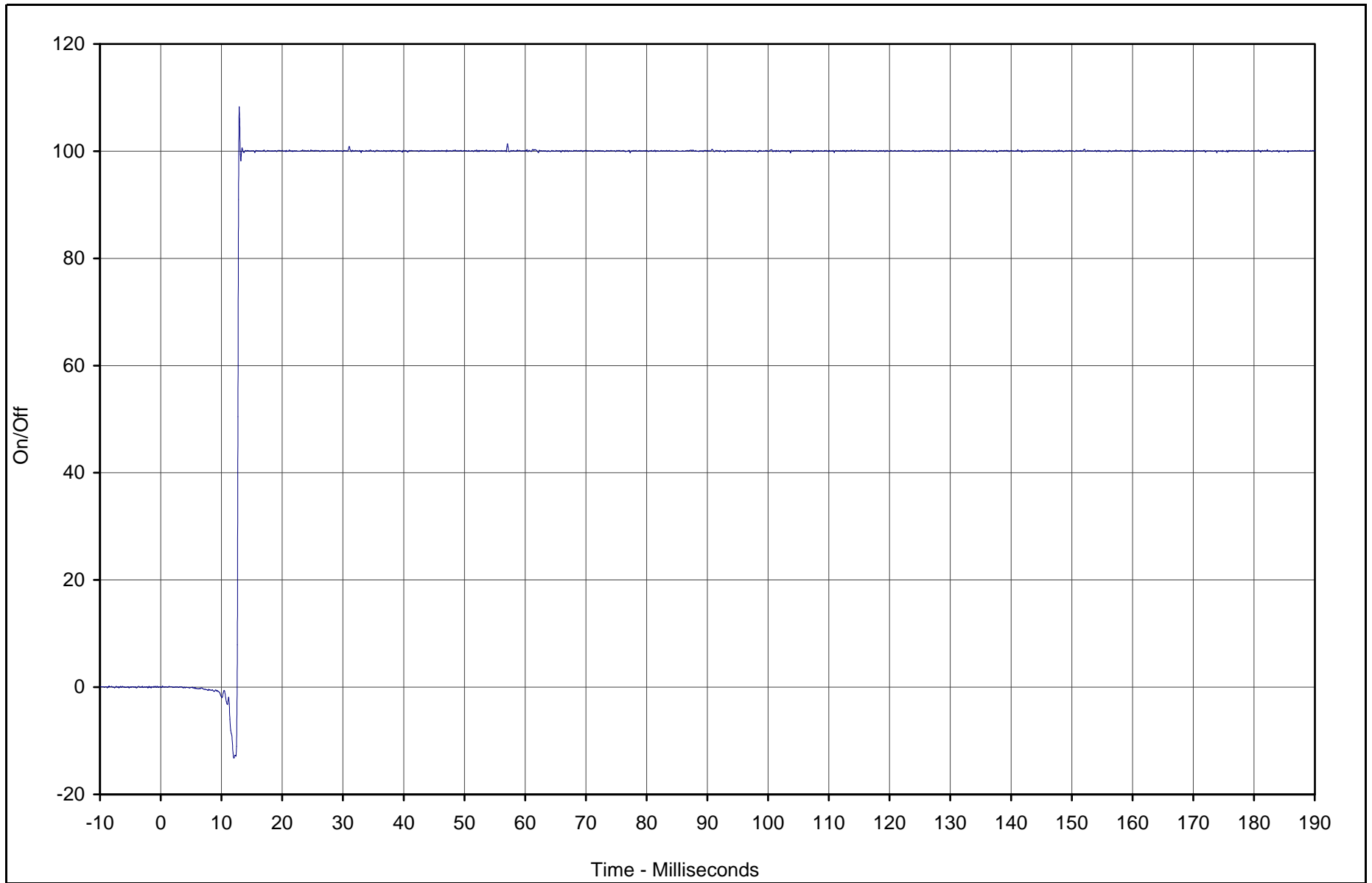
Test Vehicle: 2003 Honda Pilot 4WD SUV

Test Date: 6/27/02

Test Program: 55/28 km/h Side Impact NCAP

NHTSA No.: HO5304

B-24



Curve Description	CURNO	Type	Units	Max	Time	Cross %	Time	SAE Class
Driver Thorax Contact	012	FIL	On/Off	108.0	12.9	50.0	12.8	1000



Test Vehicle: 2003 Honda Pilot 4WD SUV

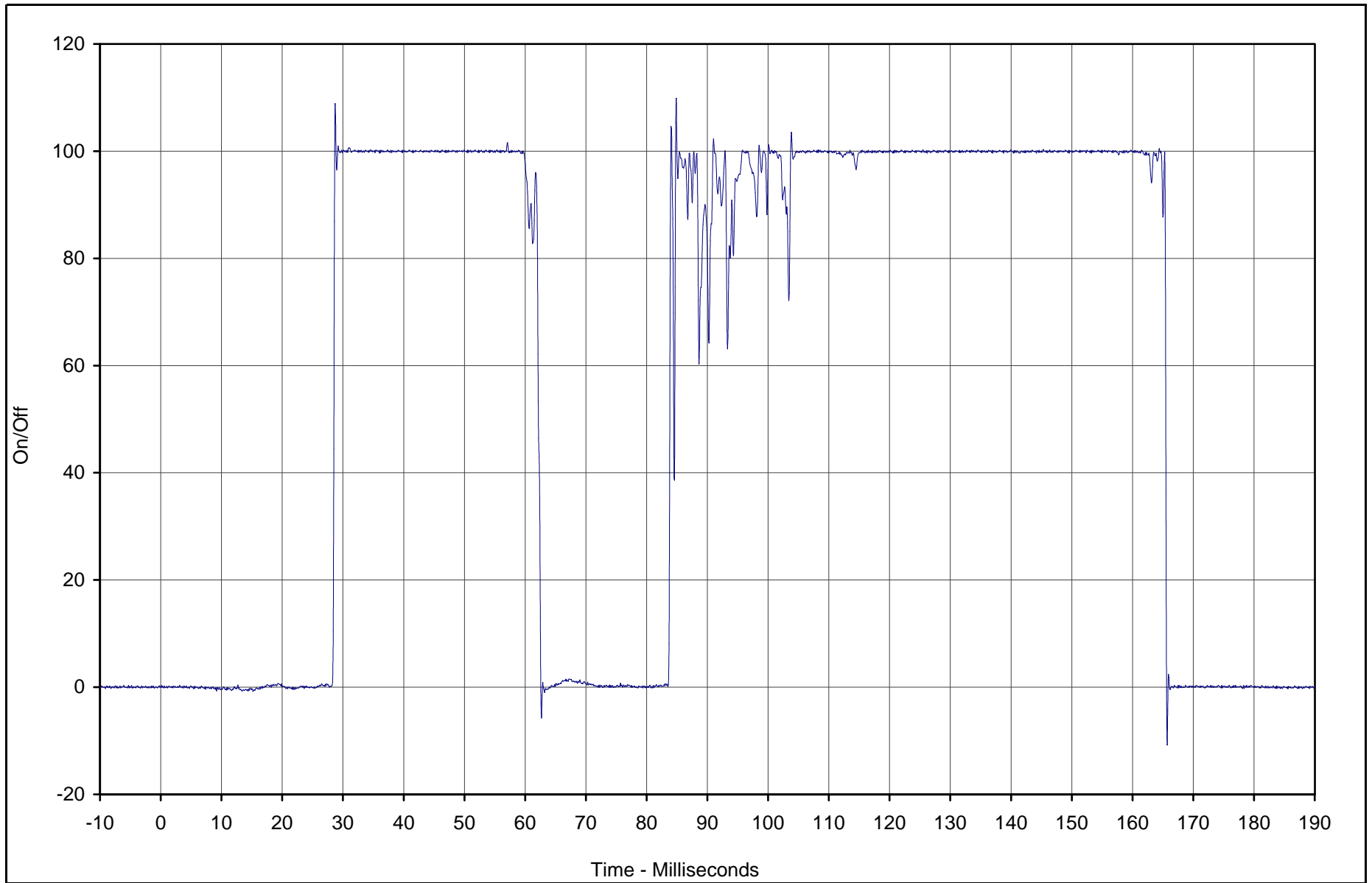
Test Date: 6/27/02

Test Program: 55/28 km/h Side Impact NCAP

NHTSA No.: HO5304

KAR22073-01

B-25



Curve Description	CURNO	Type	Units	Max	Time	Cross %	Time	SAE Class
Driver Pelvis Contact	013	FIL	On/Off	109.8	84.9	50.0	28.6	1000



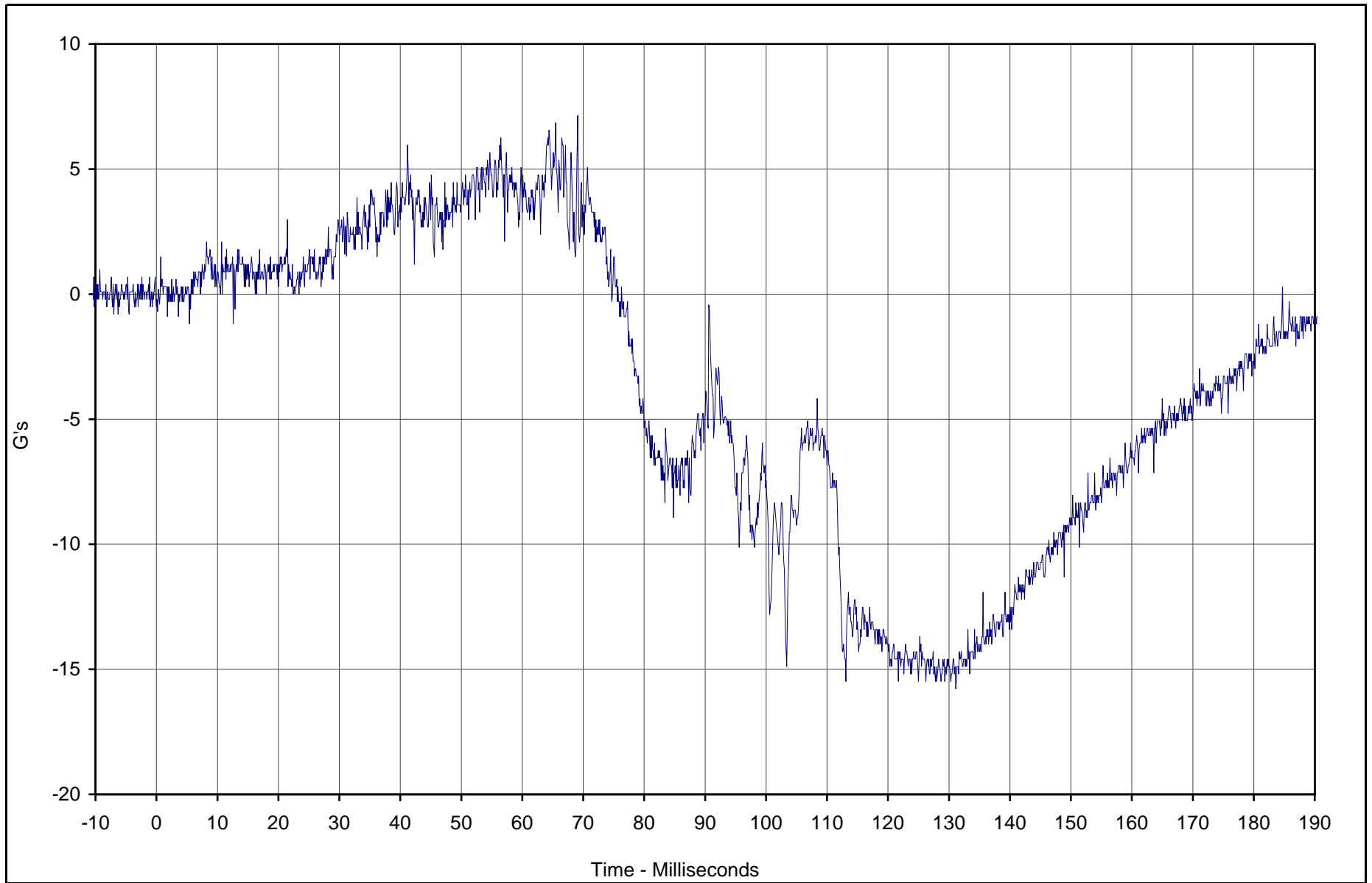
Test Vehicle: 2003 Honda Pilot 4WD SUV

Test Date: 6/27/02

Test Program: 55/28 km/h Side Impact NCAP

NHTSA No.: HO5304

KAR22073-01



Curve Description	CURNO	Type	Units	Max	Time	Min	Time	SAE Class
Pass. Head X	014	FIL	G's	7.1	69.1	-15.8	131.1	1000



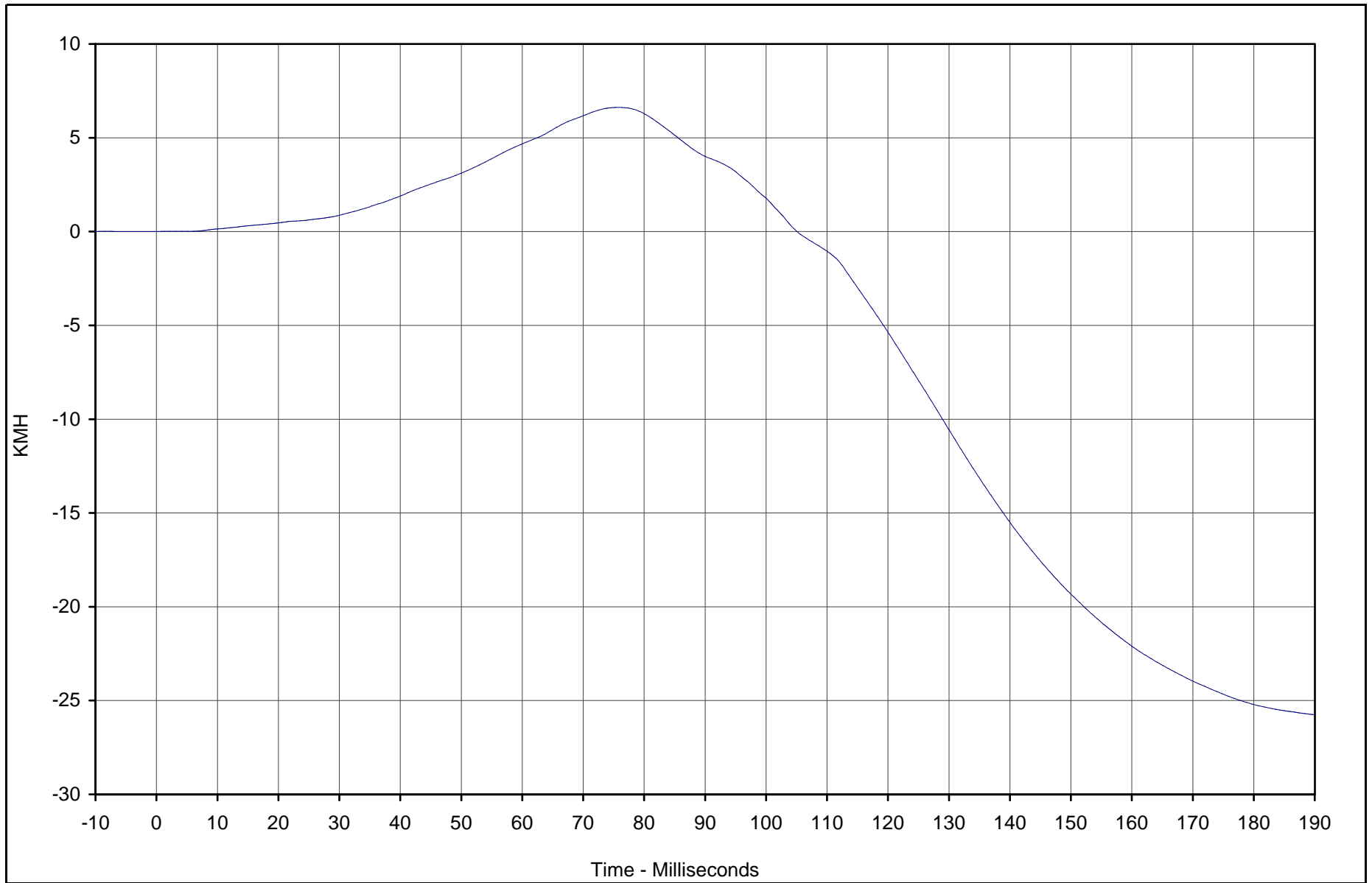
Test Vehicle: 2003 Honda Pilot 4WD SUV

Test Date: 6/27/02

Test Program: 55/28 km/h Side Impact NCAP

NHTSA No.: HO5304

B-27



Curve Description	CURNO	Type	Units	Max	Time	Min	Time	SAE Class
Pass. Head X Velocity	014	IN1	KMH	6.6	75.7	-25.8	189.9	180



Test Vehicle: 2003 Honda Pilot 4WD SUV

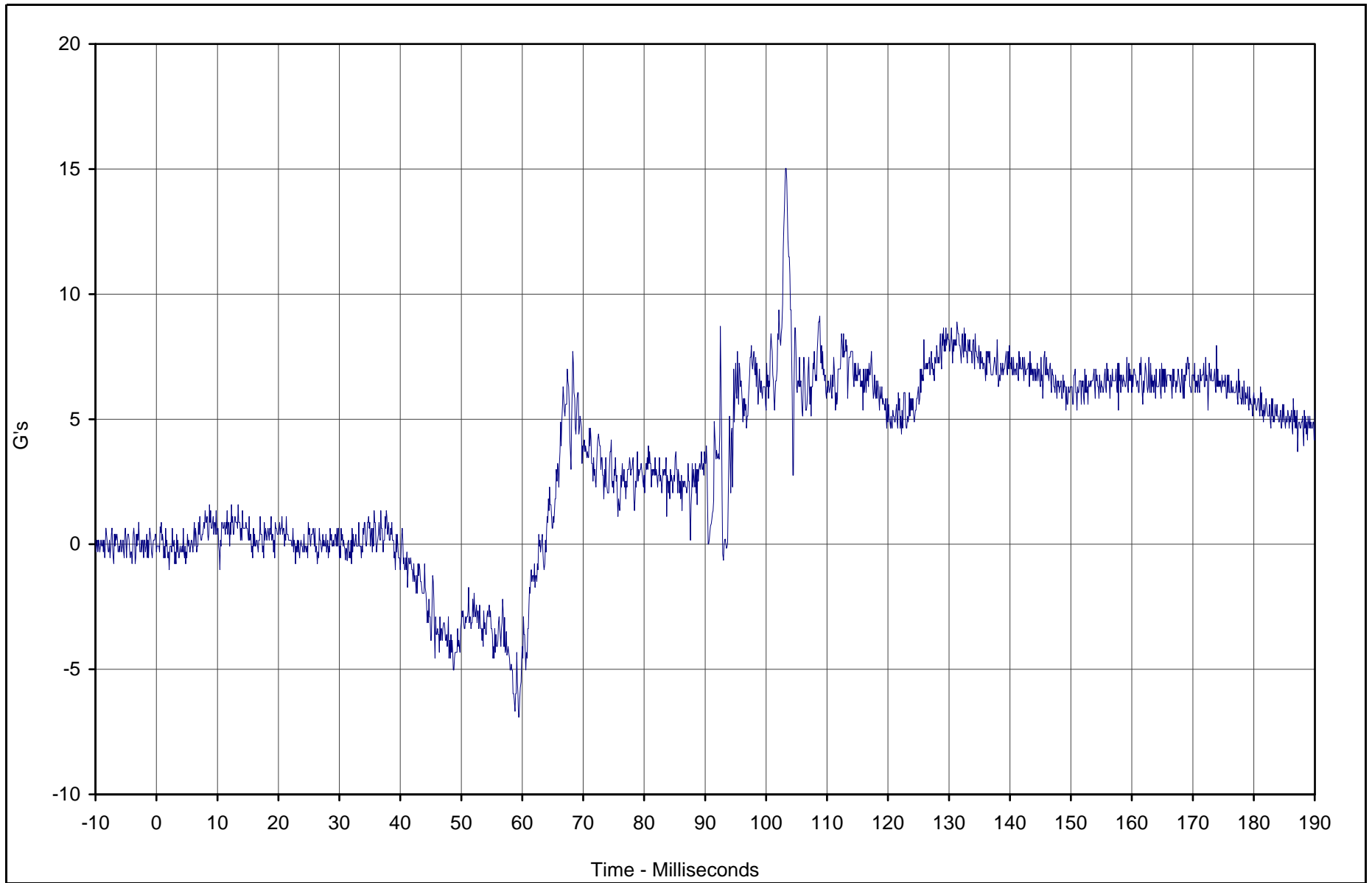
Test Date: 6/27/02

Test Program: 55/28 km/h Side Impact NCAP

NHTSA No.: HO5304

KAR22073-01

B-28



Curve Description	CURNO	Type	Units	Max	Time	Min	Time	SAE Class
Pass. Head Y	015	FIL	G's	15.0	103.2	-6.9	59.4	1000



Test Vehicle: 2003 Honda Pilot 4WD SUV

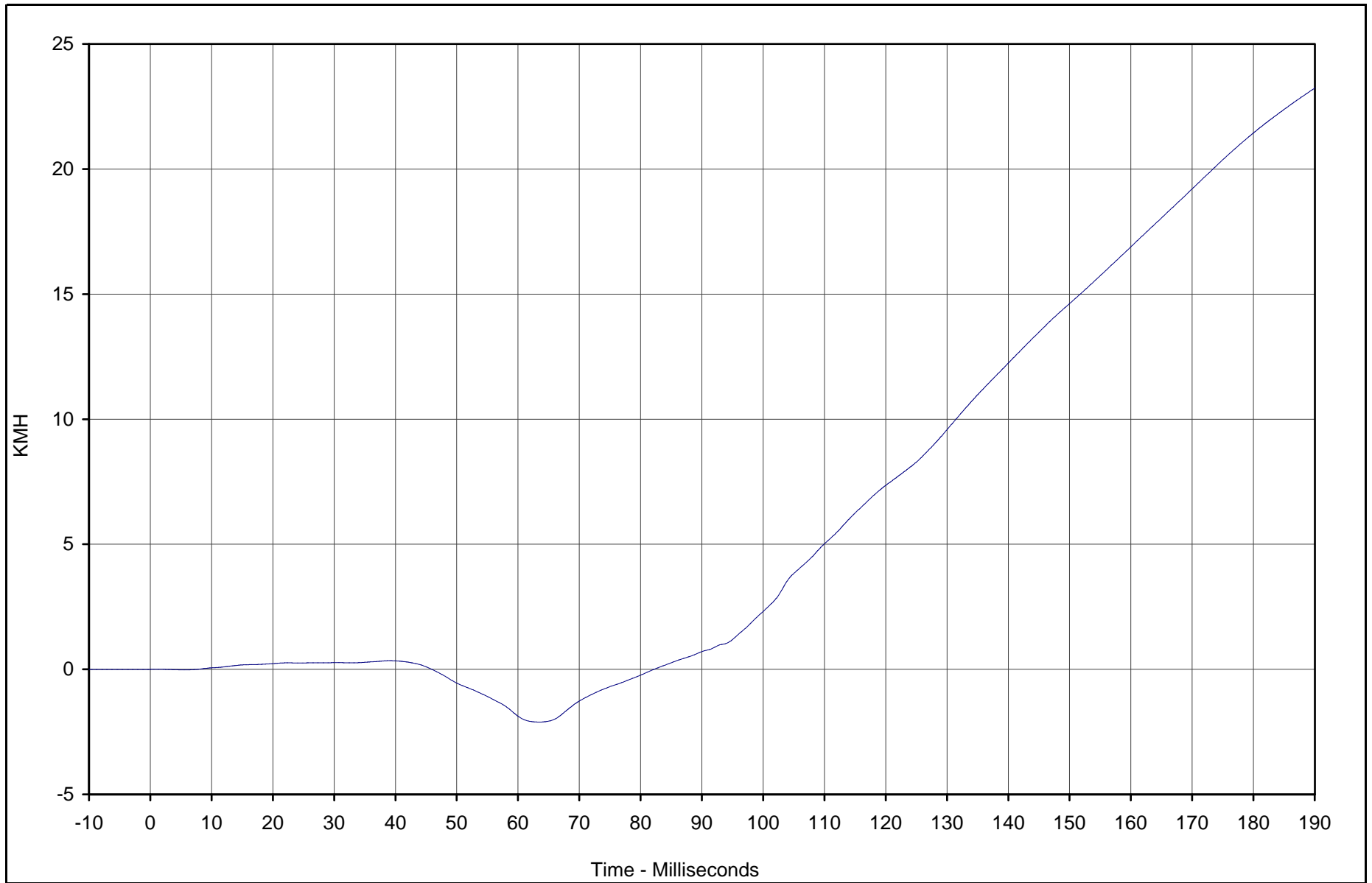
Test Date: 6/27/02

Test Program: 55/28 km/h Side Impact NCAP

NHTSA No.: HO5304

KAR22073-01

B-29



KAR22073-01

Curve Description	CURNO	Type	Units	Max	Time	Min	Time	SAE Class
Pass. Head Y Velocity	015	IN1	KMH	23.2	189.9	-2.1	63.5	180



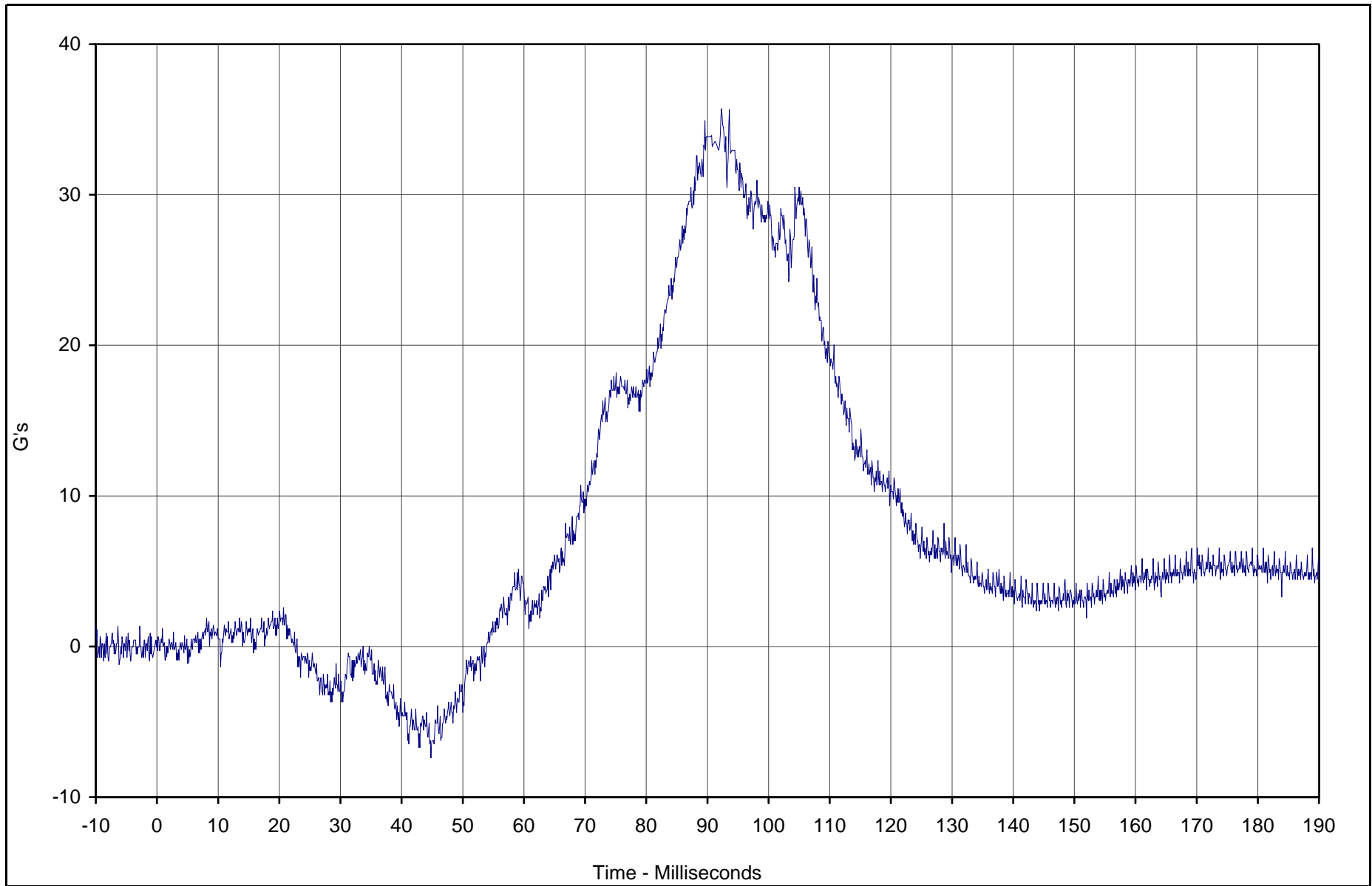
Test Vehicle: 2003 Honda Pilot 4WD SUV

Test Date: 6/27/02

Test Program: 55/28 km/h Side Impact NCAP

NHTSA No.: HO5304

B-30



Curve Description	CURNO	Type	Units	Max	Time	Min	Time	SAE Class
Pass. Head Z	016	FIL	G's	35.7	92.3	-7.4	44.8	1000



Test Vehicle: 2003 Honda Pilot 4WD SUV

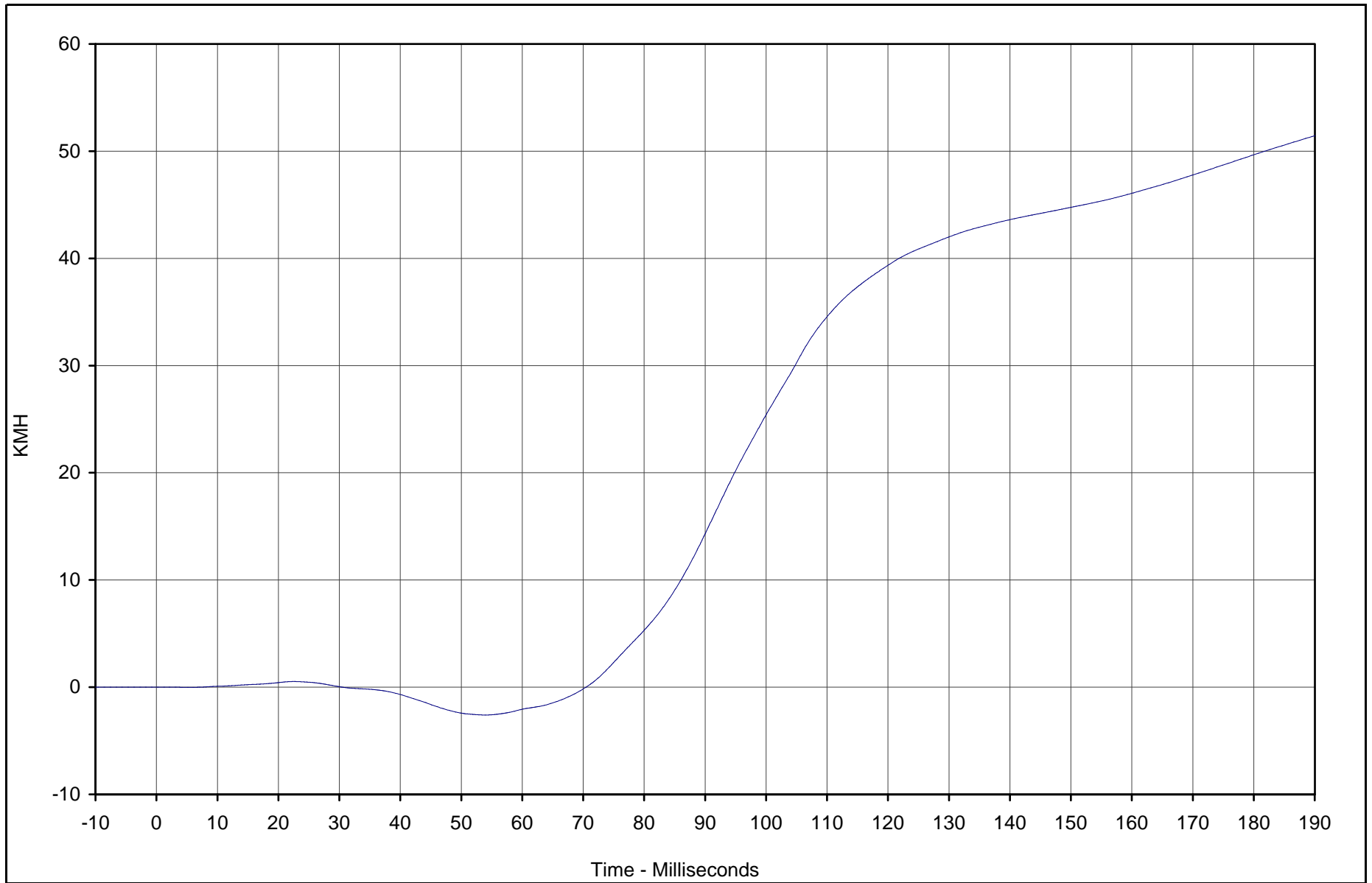
Test Date: 6/27/02

Test Program: 55/28 km/h Side Impact NCAP

NHTSA No.: HO5304

KAR22073-01

B-31



Curve Description	CURNO	Type	Units	Max	Time	Min	Time	SAE Class
Pass. Head Z Velocity	016	IN1	KMH	51.4	189.9	-2.6	53.9	180



Test Vehicle: 2003 Honda Pilot 4WD SUV

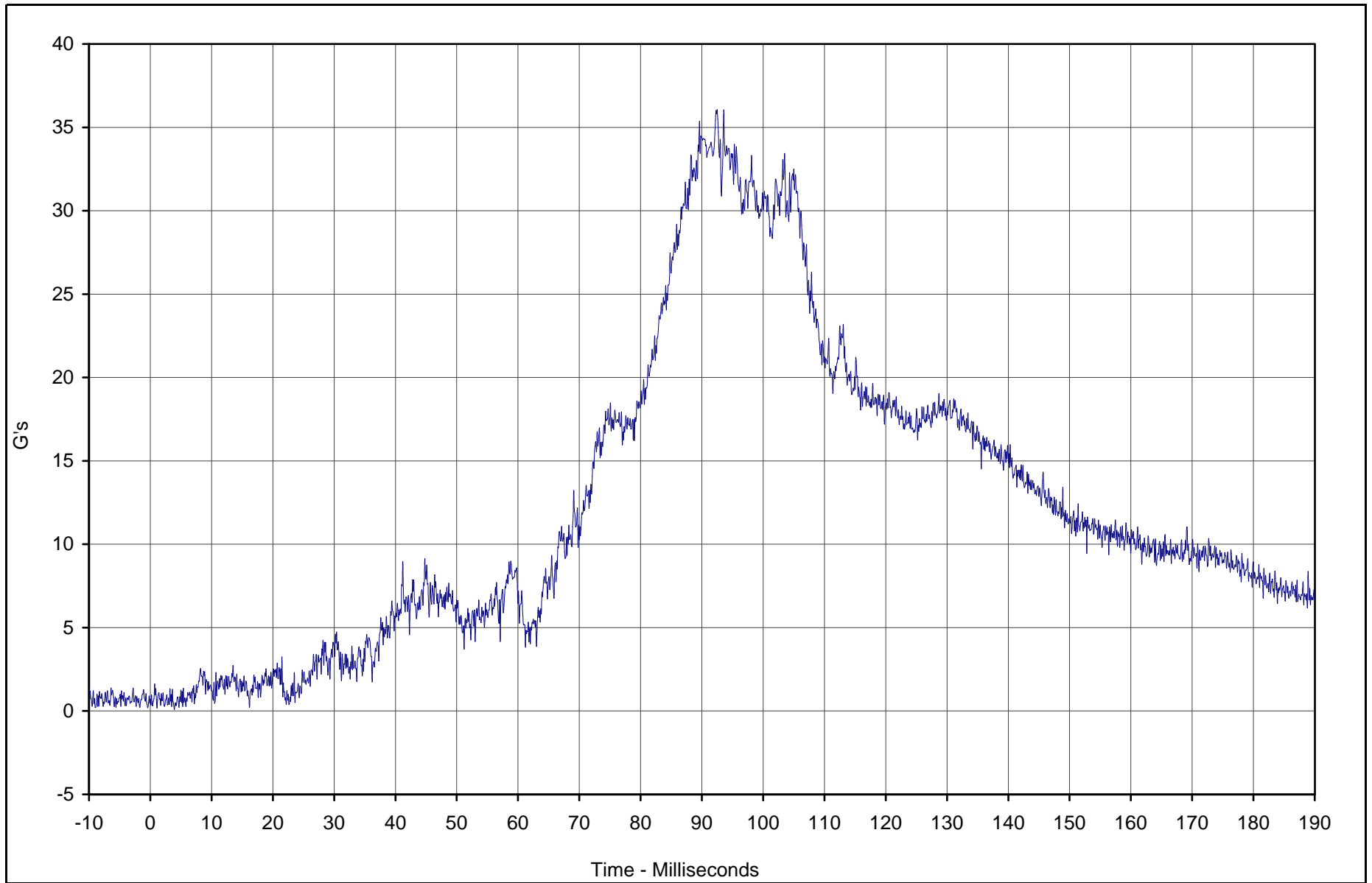
Test Date: 6/27/02

Test Program: 55/28 km/h Side Impact NCAP

NHTSA No.: HO5304

KAR22073-01

B-32



Curve Description	CURNO	Type	Units	Max	Time	Min	Time	SAE Class
Pass. Head Resultant	014	RES	G's	36.1	92.5	0.1	3.9	1000



Test Vehicle: 2003 Honda Pilot 4WD SUV

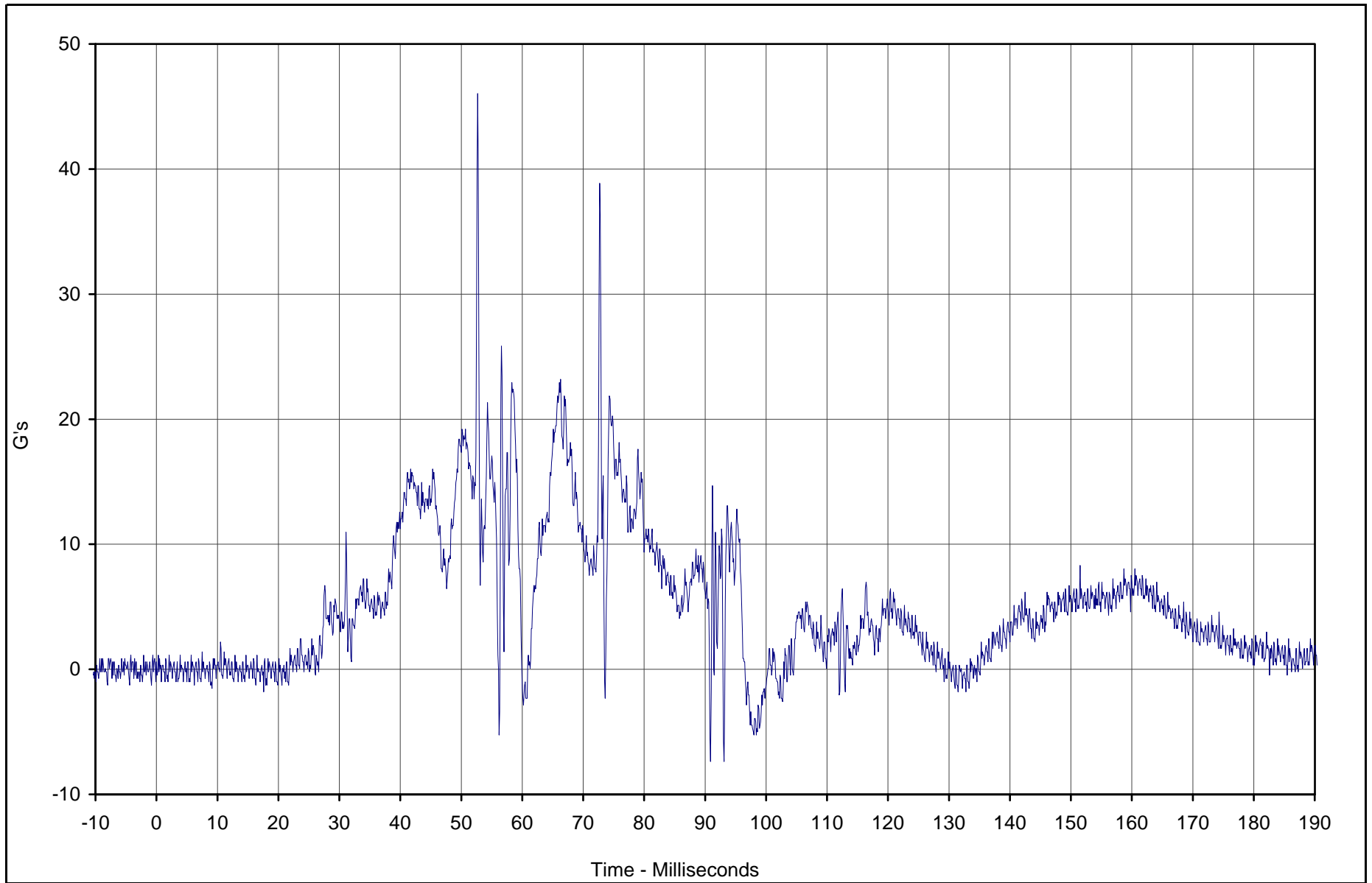
Test Date: 6/27/02

Test Program: 55/28 km/h Side Impact NCAP

NHTSA No.: HO5304

KAR22073-01

B-33



Curve Description	CURNO	Type	Units	Max	Time	Min	Time	SAE Class
Pass. Upper Rib Primary Y	017	FIL	G's	46.0	52.7	-7.4	90.9	1000



Test Vehicle: 2003 Honda Pilot 4WD SUV

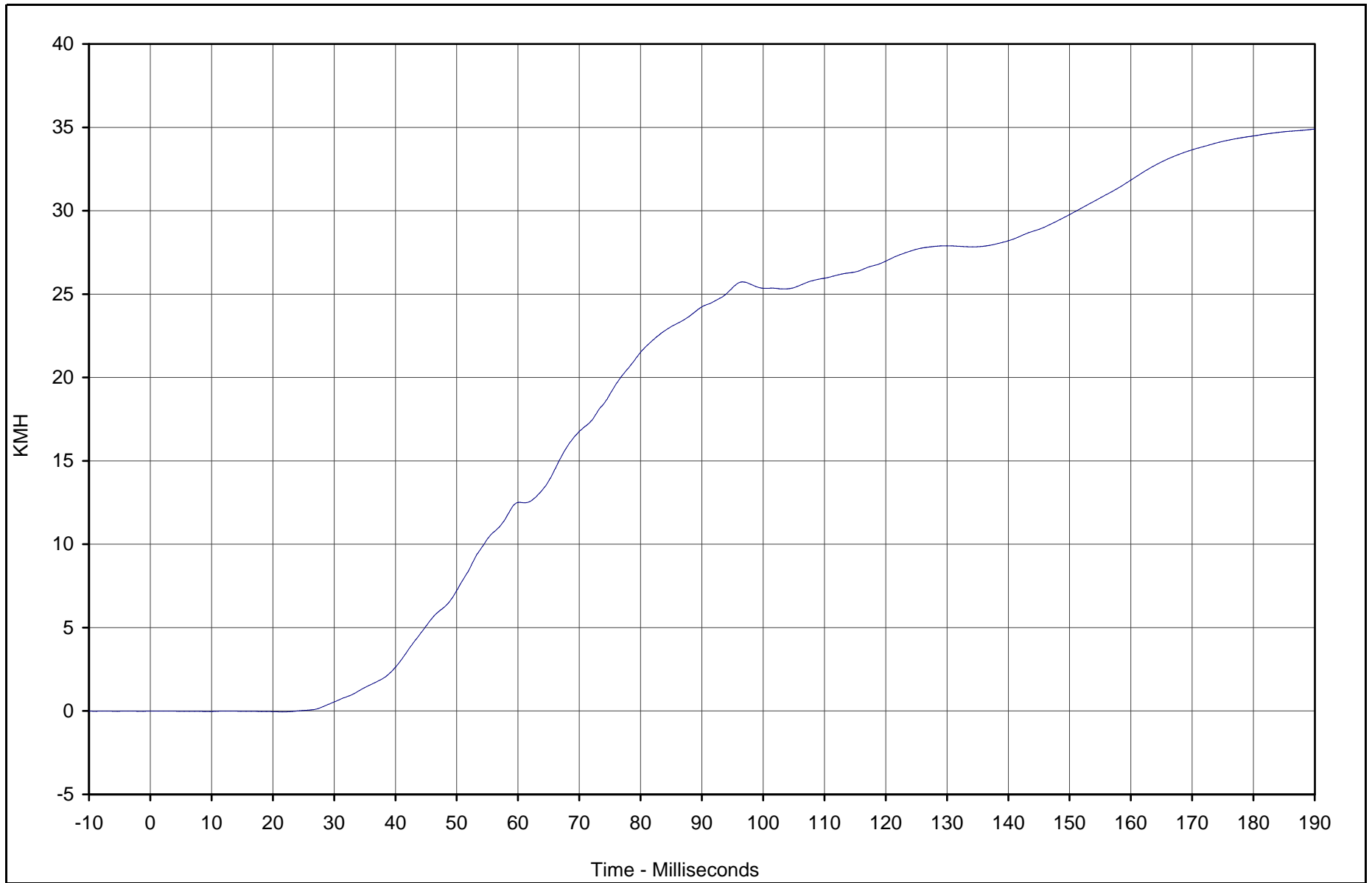
Test Date: 6/27/02

Test Program: 55/28 km/h Side Impact NCAP

NHTSA No.: HO5304

KAR22073-01

B-34



KAR22073-01

Curve Description	CURNO	Type	Units	Max	Time	Min	Time	SAE Class
Pass. Upper Rib Primary Y Vel.	017	IN1	KMH	34.9	189.9	-0.1	21.7	180



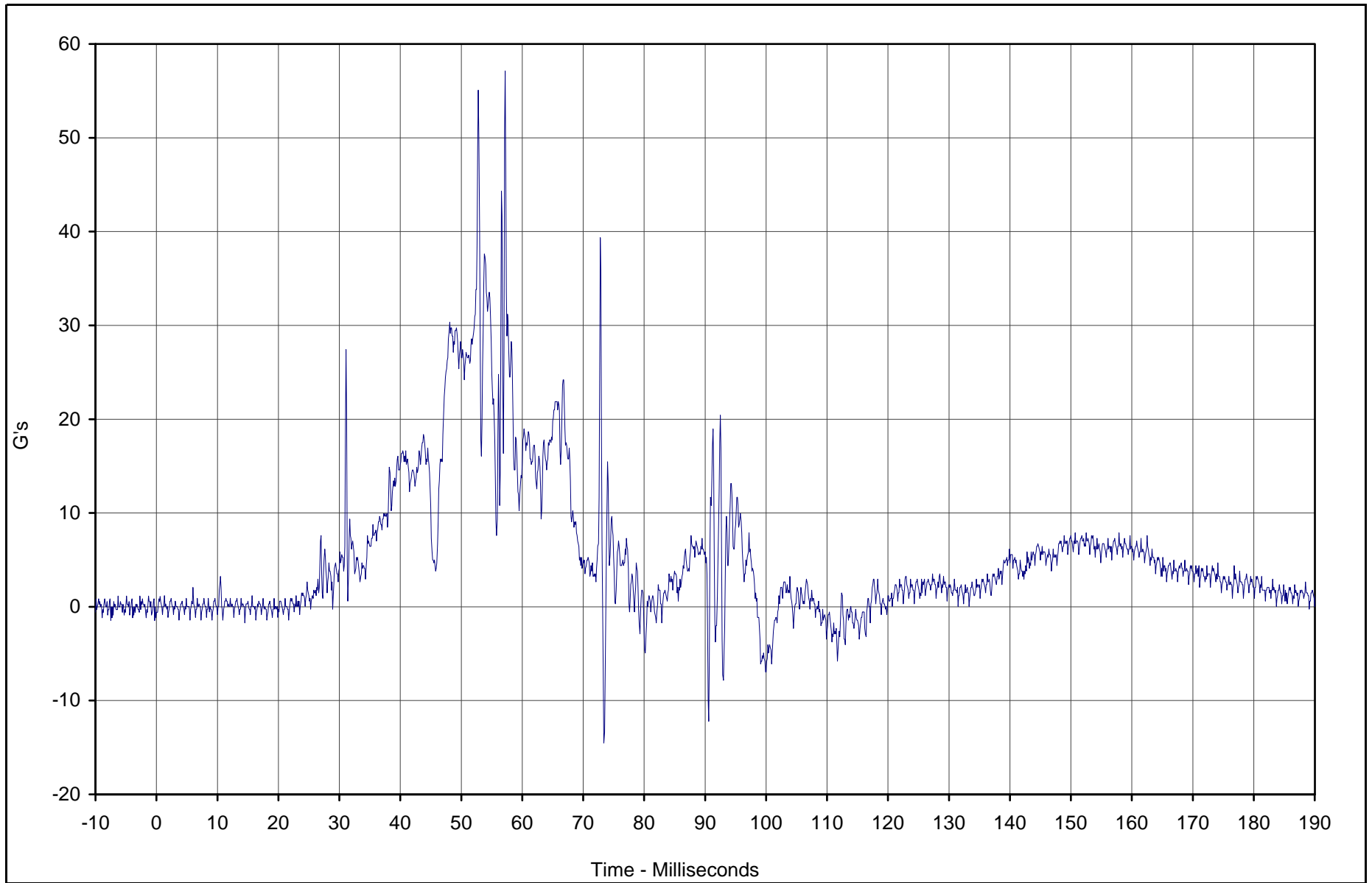
Test Vehicle: 2003 Honda Pilot 4WD SUV

Test Date: 6/27/02

Test Program: 55/28 km/h Side Impact NCAP

NHTSA No.: HO5304

B-35



Curve Description	CURNO	Type	Units	Max	Time	Min	Time	SAE Class
Pass. Lower Rib Primary Y	018	FIL	G's	57.1	57.2	-14.5	73.4	1000



Test Vehicle: 2003 Honda Pilot 4WD SUV

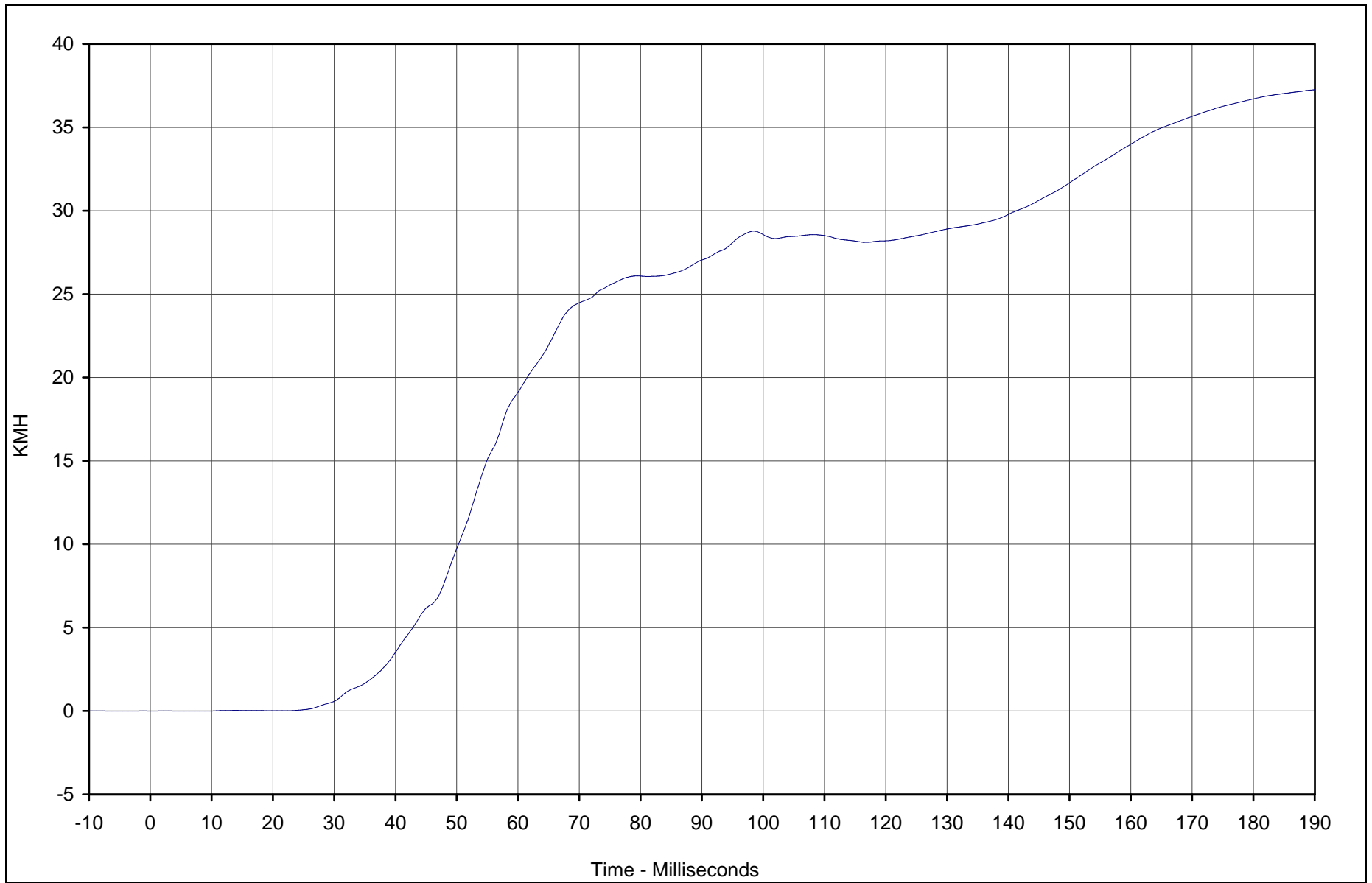
Test Date: 6/27/02

Test Program: 55/28 km/h Side Impact NCAP

NHTSA No.: HO5304

KAR22073-01

B-36



Curve Description	CURNO	Type	Units	Max	Time	Min	Time	SAE Class
Pass. Lower Rib Primary Y Vel.	018	IN1	KMH	37.3	189.9	0.0	9.3	180



Test Vehicle: 2003 Honda Pilot 4WD SUV

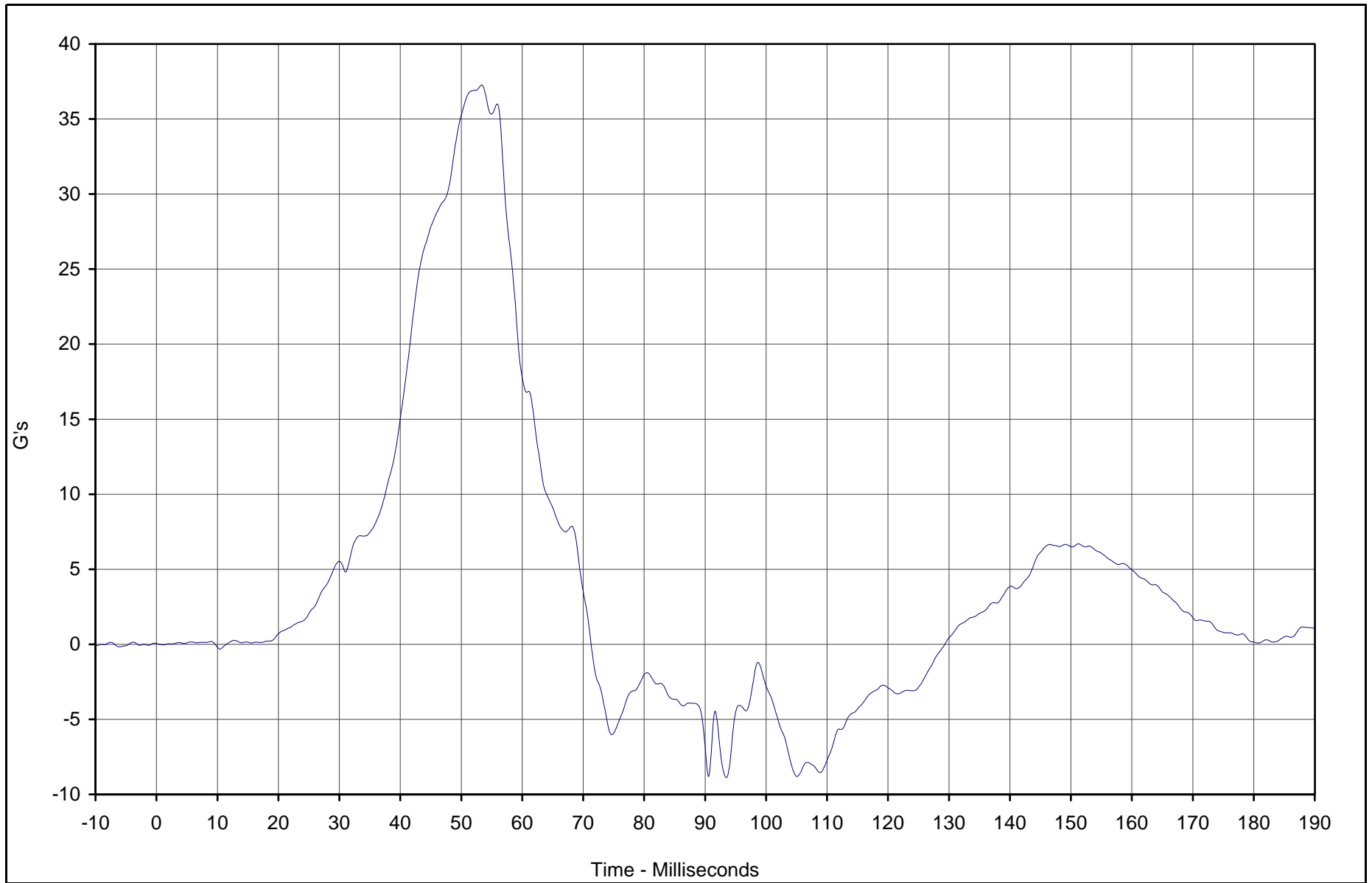
Test Date: 6/27/02

Test Program: 55/28 km/h Side Impact NCAP

NHTSA No.: HO5304

KAR22073-01

B-37



Curve Description	CURNO	Type	Units	Max	Time	Min	Time	SAE Class
Pass. Lower Spine Primary Y	019	FIL	G's	37.3	53.4	-8.9	93.5	180



Test Vehicle: 2003 Honda Pilot 4WD SUV

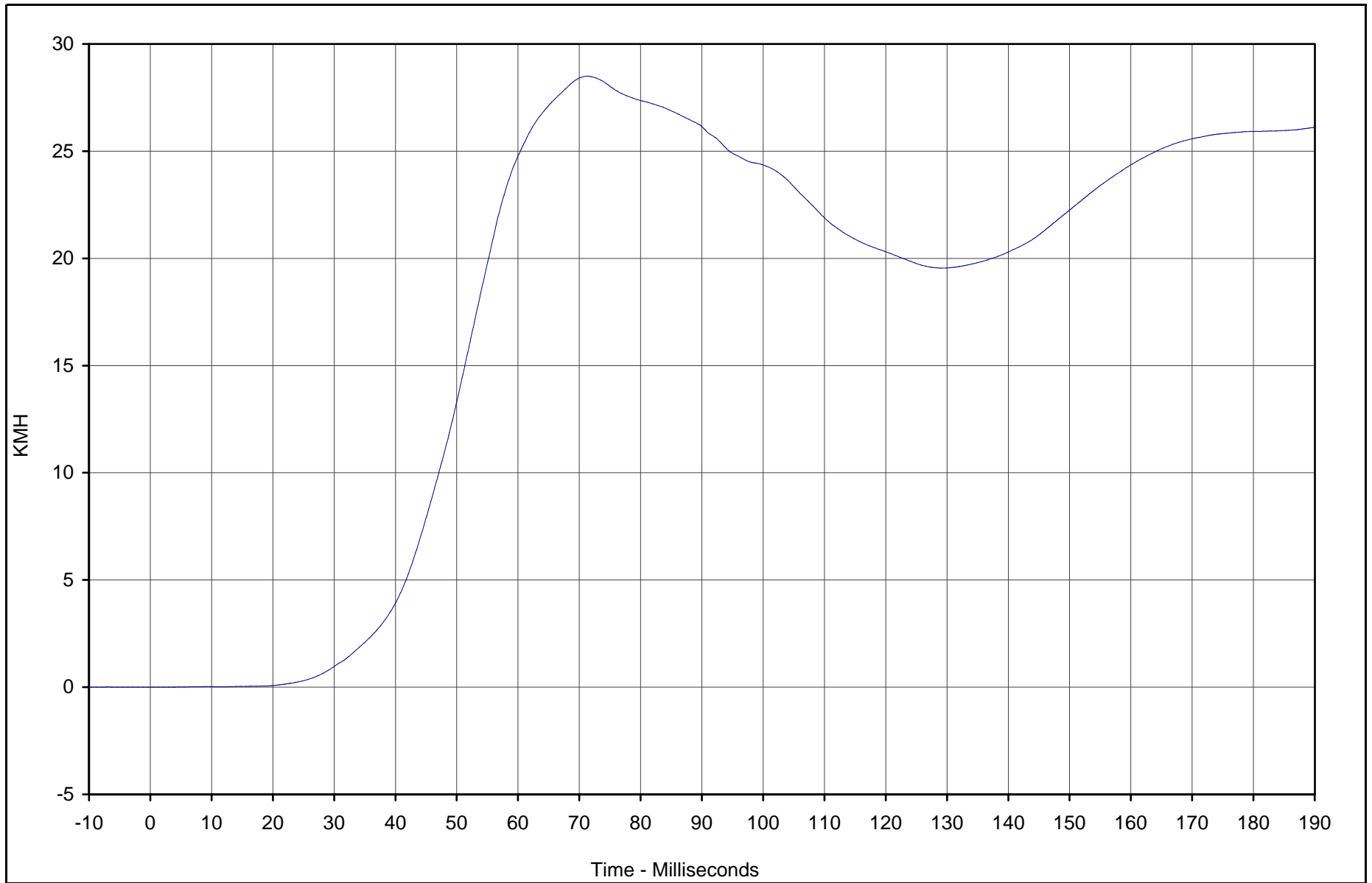
Test Date: 6/27/02

Test Program: 55/28 km/h Side Impact NCAP

NHTSA No.: HO5304

KAR22073-01

B-38



KAR22073-01

Curve Description	CURNO	Type	Units	Max	Time	Min	Time	SAE Class
Pass. Lower Spine Primary Y Vel.	019	IN1	KMH	28.5	71.3	0.0	1.6	180



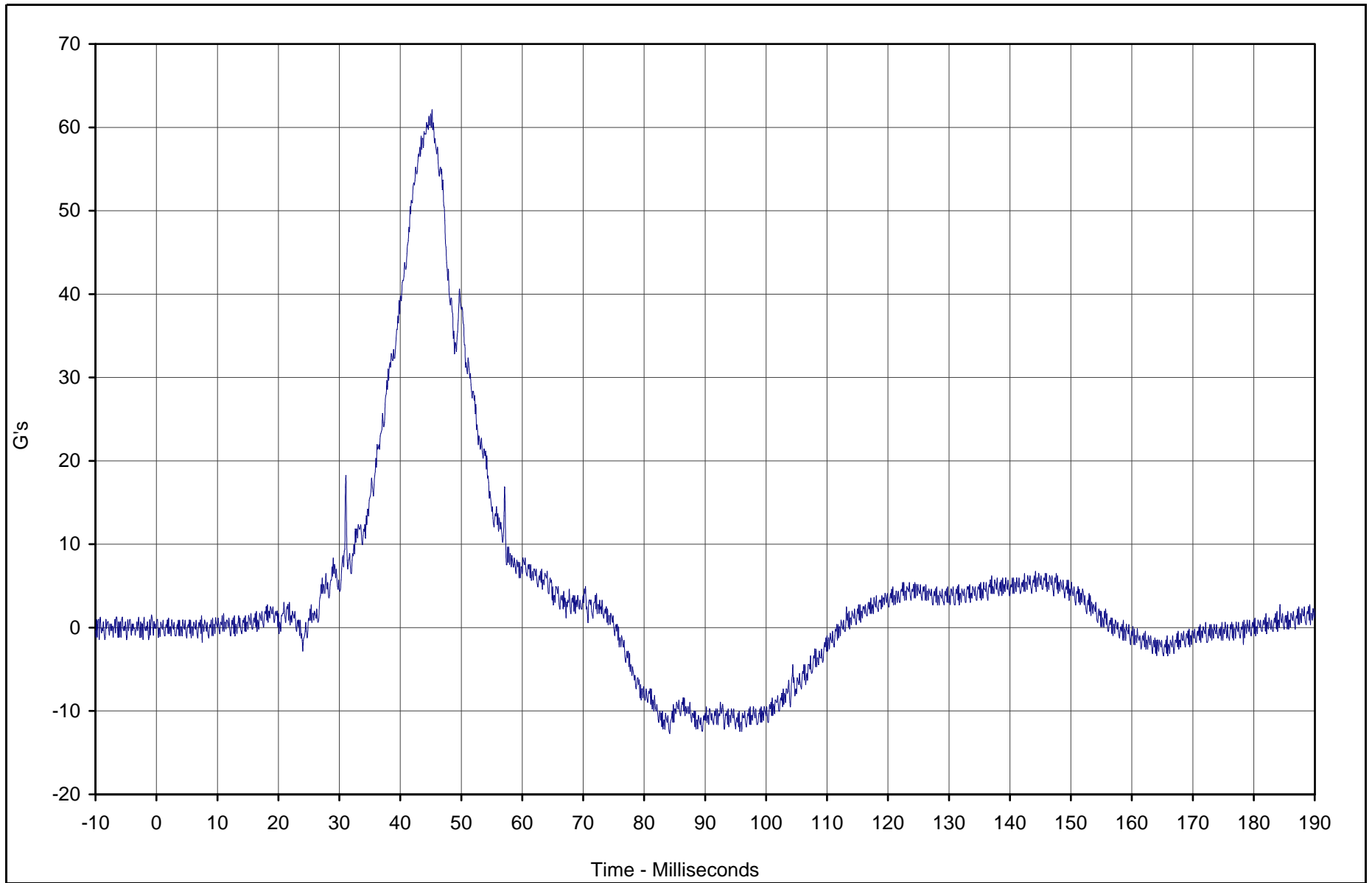
Test Vehicle: 2003 Honda Pilot 4WD SUV

Test Date: 6/27/02

Test Program: 55/28 km/h Side Impact NCAP

NHTSA No.: HO5304

B-39



Curve Description	CURNO	Type	Units	Max	Time	Min	Time	SAE Class
Pass. Pelvis Primary Y	020	FIL	G's	62.1	45.2	-12.7	84.2	1000



Test Vehicle: 2003 Honda Pilot 4WD SUV

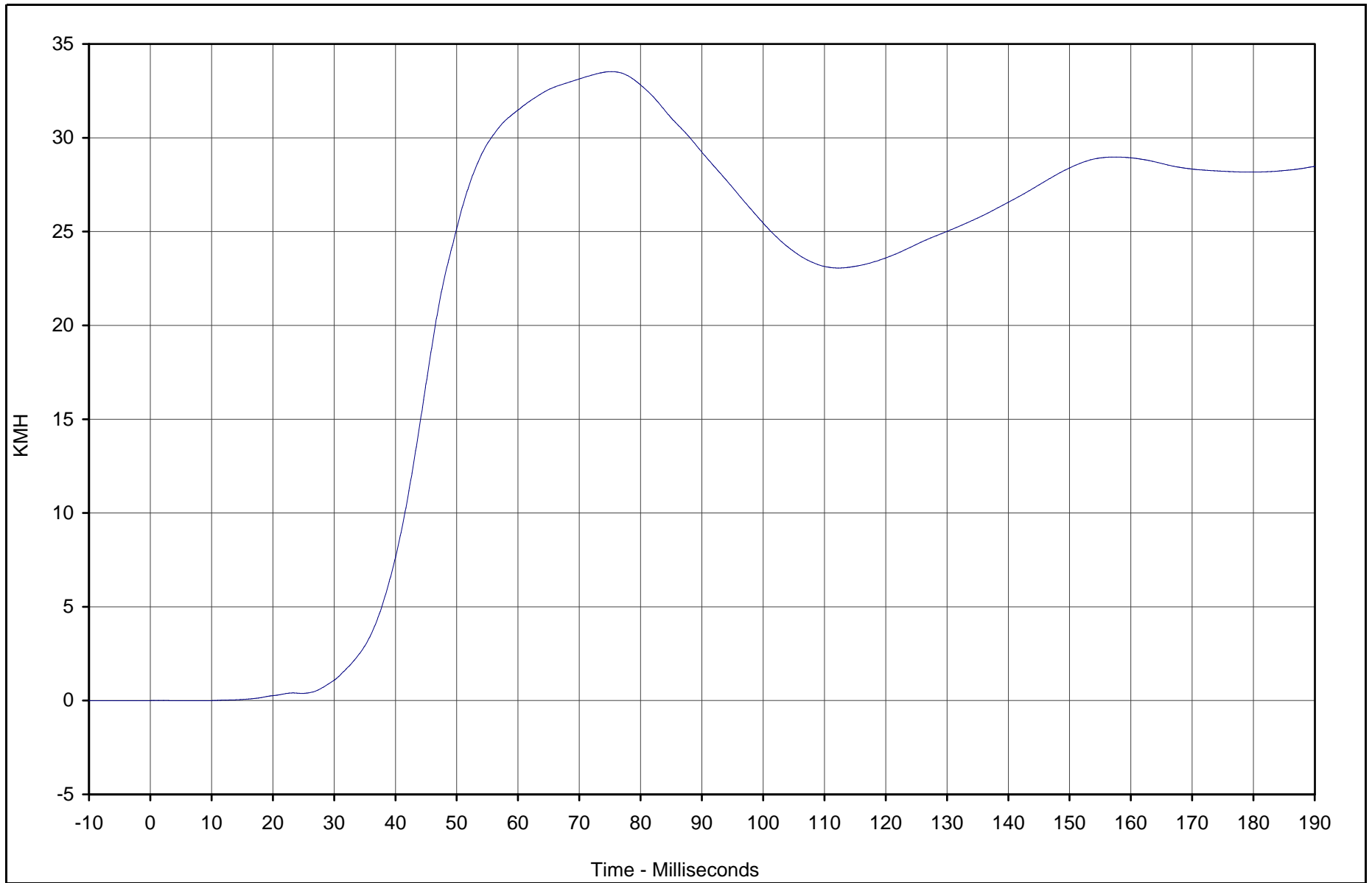
Test Date: 6/27/02

Test Program: 55/28 km/h Side Impact NCAP

NHTSA No.: HO5304

KAR22073-01

B-40



Curve Description	CURNO	Type	Units	Max	Time	Min	Time	SAE Class
Pass. Pelvis Primary Y Vel.	020	IN1	KMH	33.5	75.3	0.0	9.0	180



Test Vehicle: 2003 Honda Pilot 4WD SUV

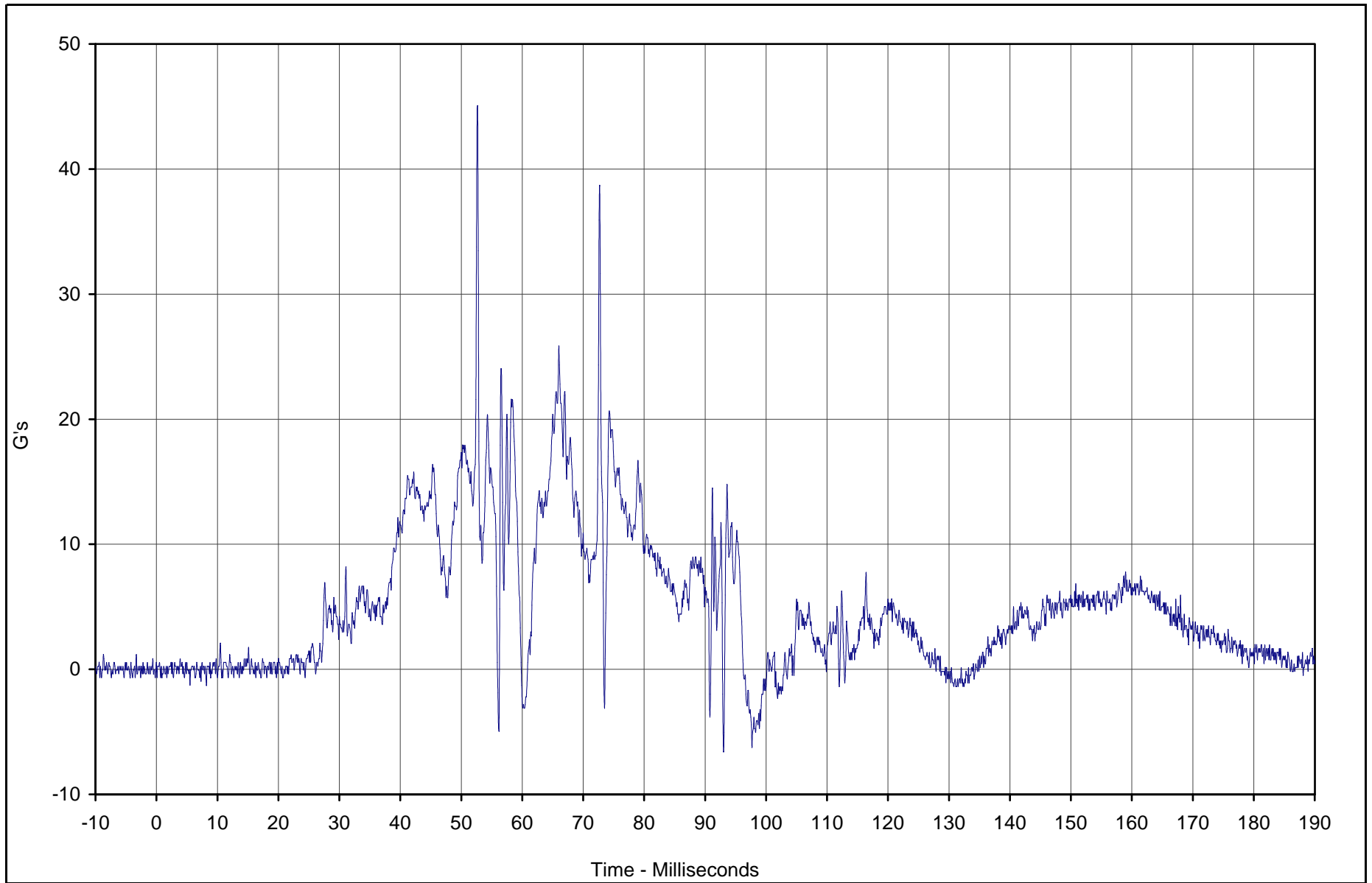
Test Date: 6/27/02

Test Program: 55/28 km/h Side Impact NCAP

NHTSA No.: HO5304

KAR22073-01

B-41



Curve Description	CURNO	Type	Units	Max	Time	Min	Time	SAE Class
Pass. Upper Rib Redundant Y	021	FIL	G's	45.1	52.7	-6.6	93.0	1000



Test Vehicle: 2003 Honda Pilot 4WD SUV

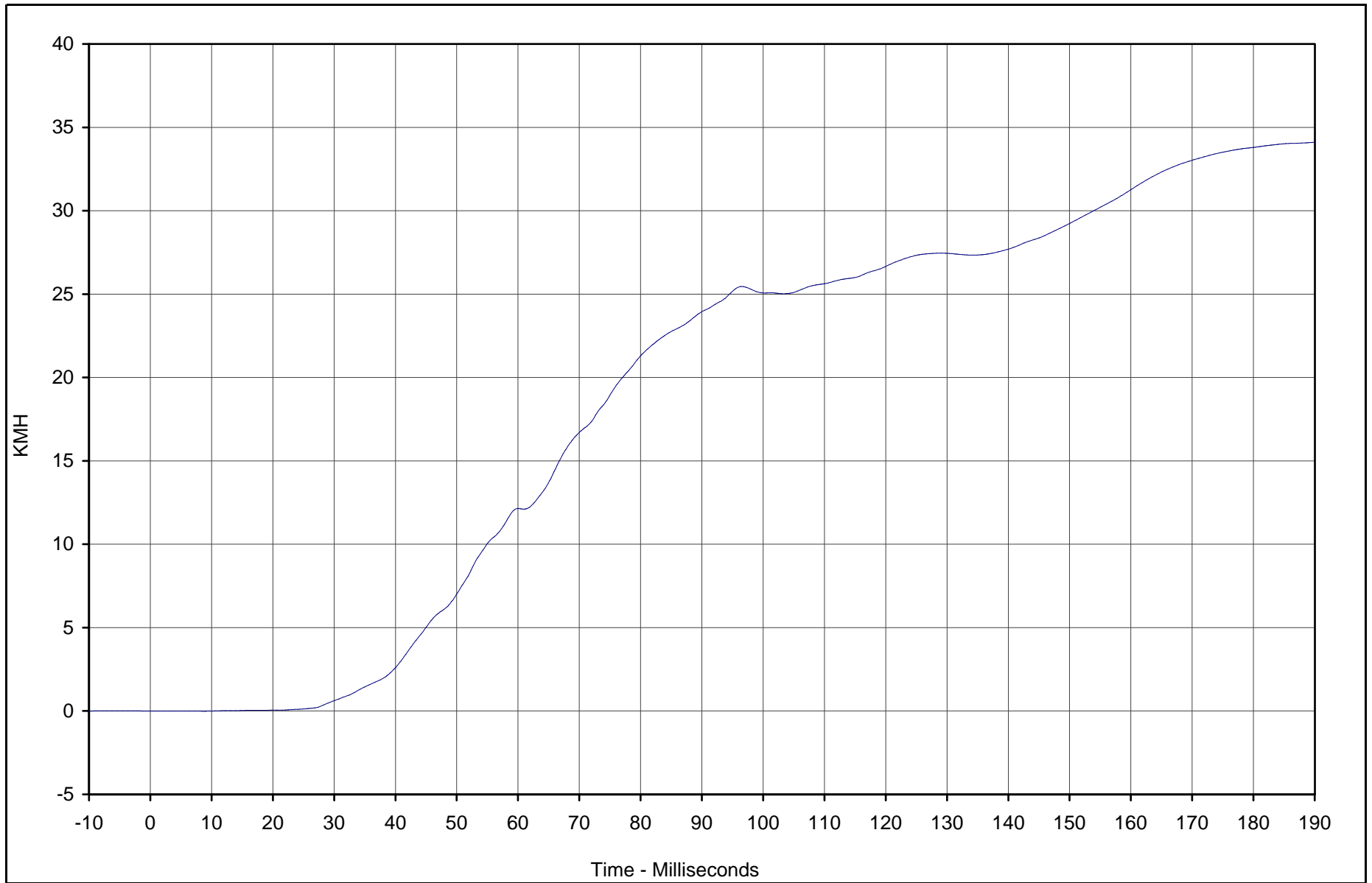
Test Date: 6/27/02

Test Program: 55/28 km/h Side Impact NCAP

NHTSA No.: HO5304

KAR22073-01

B-42



KAR22073-01

Curve Description	CURNO	Type	Units	Max	Time	Min	Time	SAE Class
Pass. Upper Rib Redundant Y Vel.	021	IN1	KMH	34.1	189.9	0.0	8.8	180



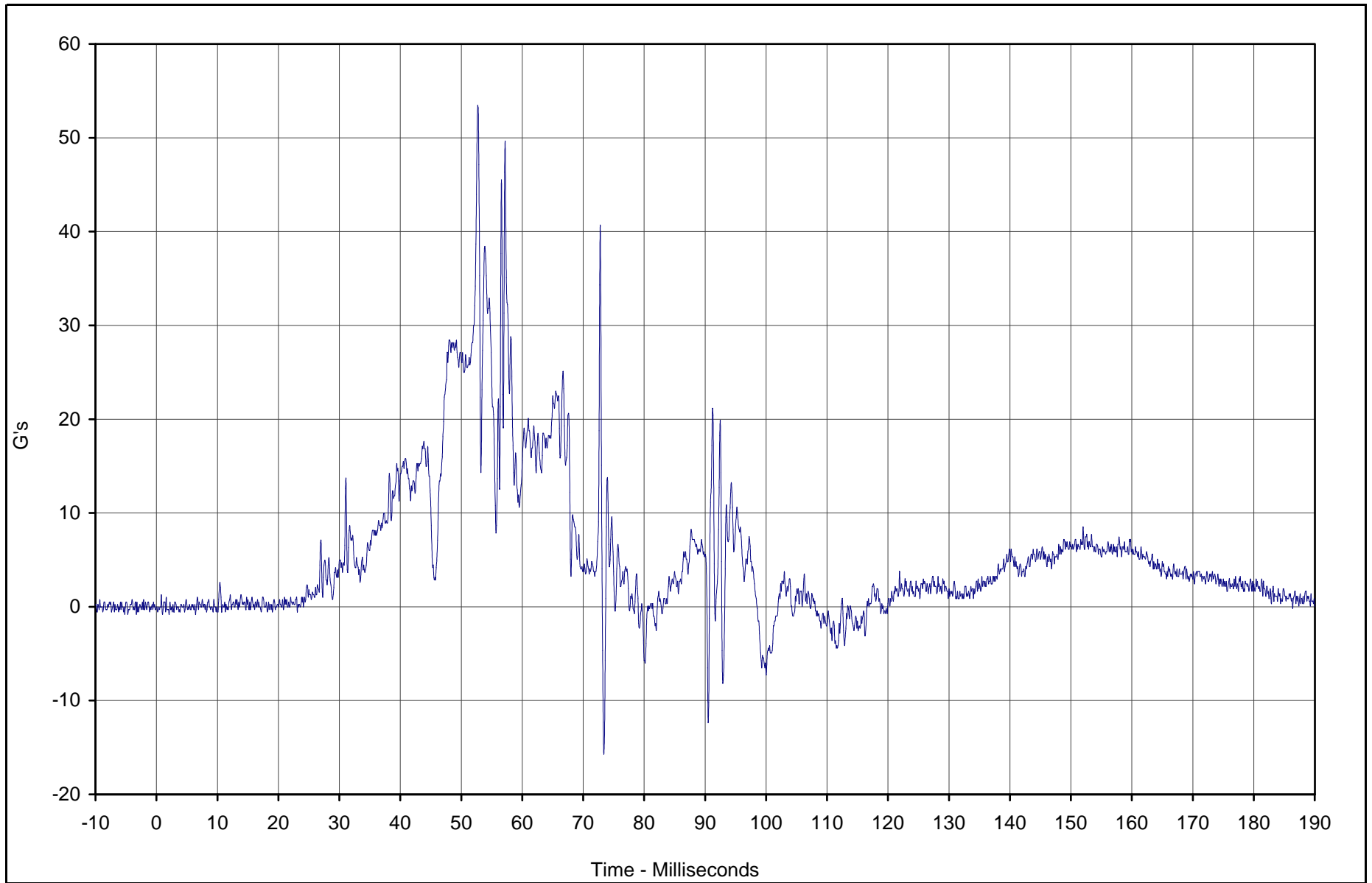
Test Vehicle: 2003 Honda Pilot 4WD SUV

Test Date: 6/27/02

Test Program: 55/28 km/h Side Impact NCAP

NHTSA No.: HO5304

B-43



Curve Description	CURNO	Type	Units	Max	Time	Min	Time	SAE Class
Pass. Lower Rib Redundant Y	022	FIL	G's	53.4	52.7	-15.7	73.4	1000



Test Vehicle: 2003 Honda Pilot 4WD SUV

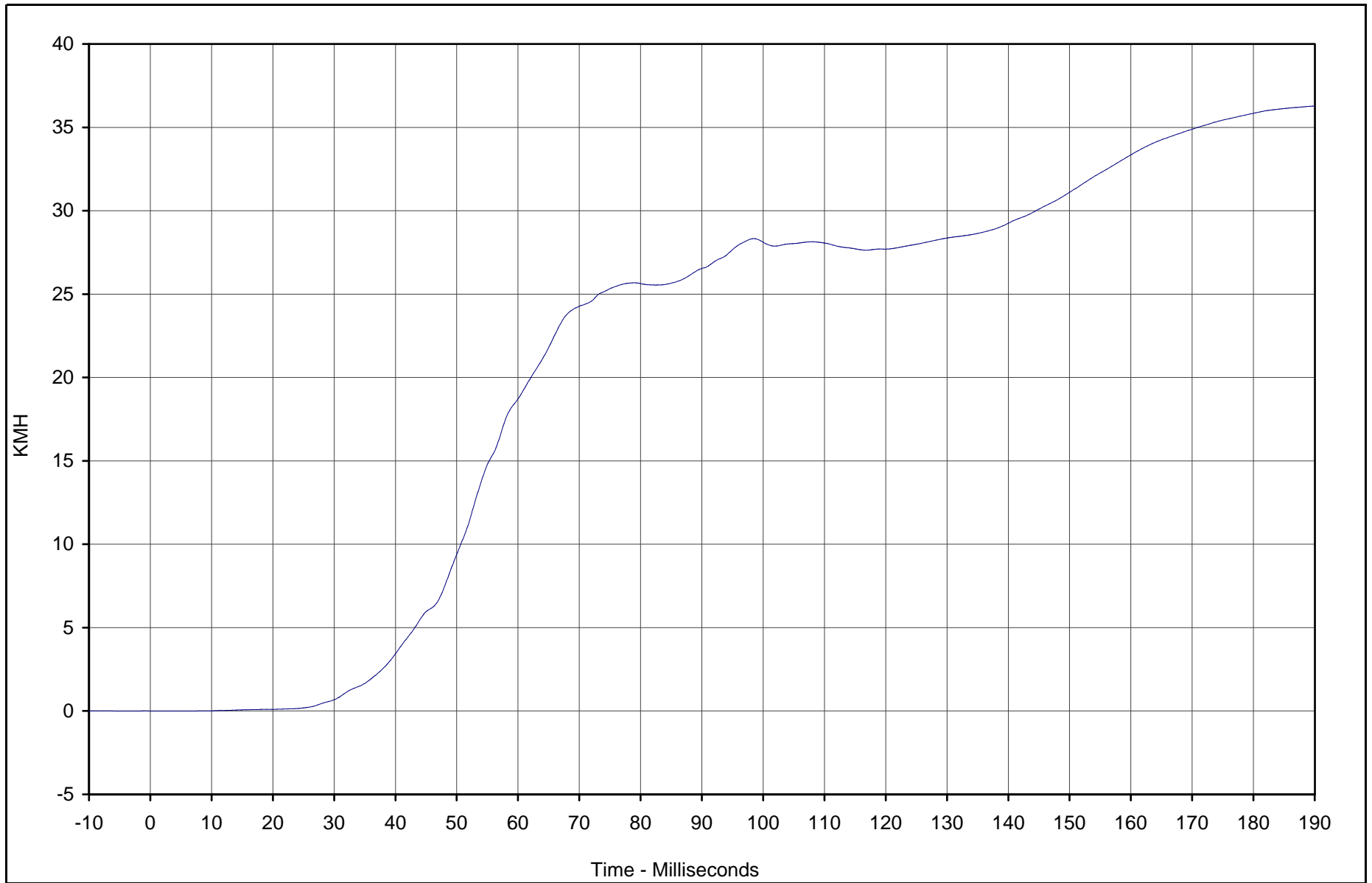
Test Date: 6/27/02

Test Program: 55/28 km/h Side Impact NCAP

NHTSA No.: HO5304

KAR22073-01

B-44



Curve Description	CURNO	Type	Units	Max	Time	Min	Time	SAE Class
Pass. Lower Rib Redundant Y Vel.	022	IN1	KMH	36.3	189.9	0.0	6.2	180



Test Vehicle: 2003 Honda Pilot 4WD SUV

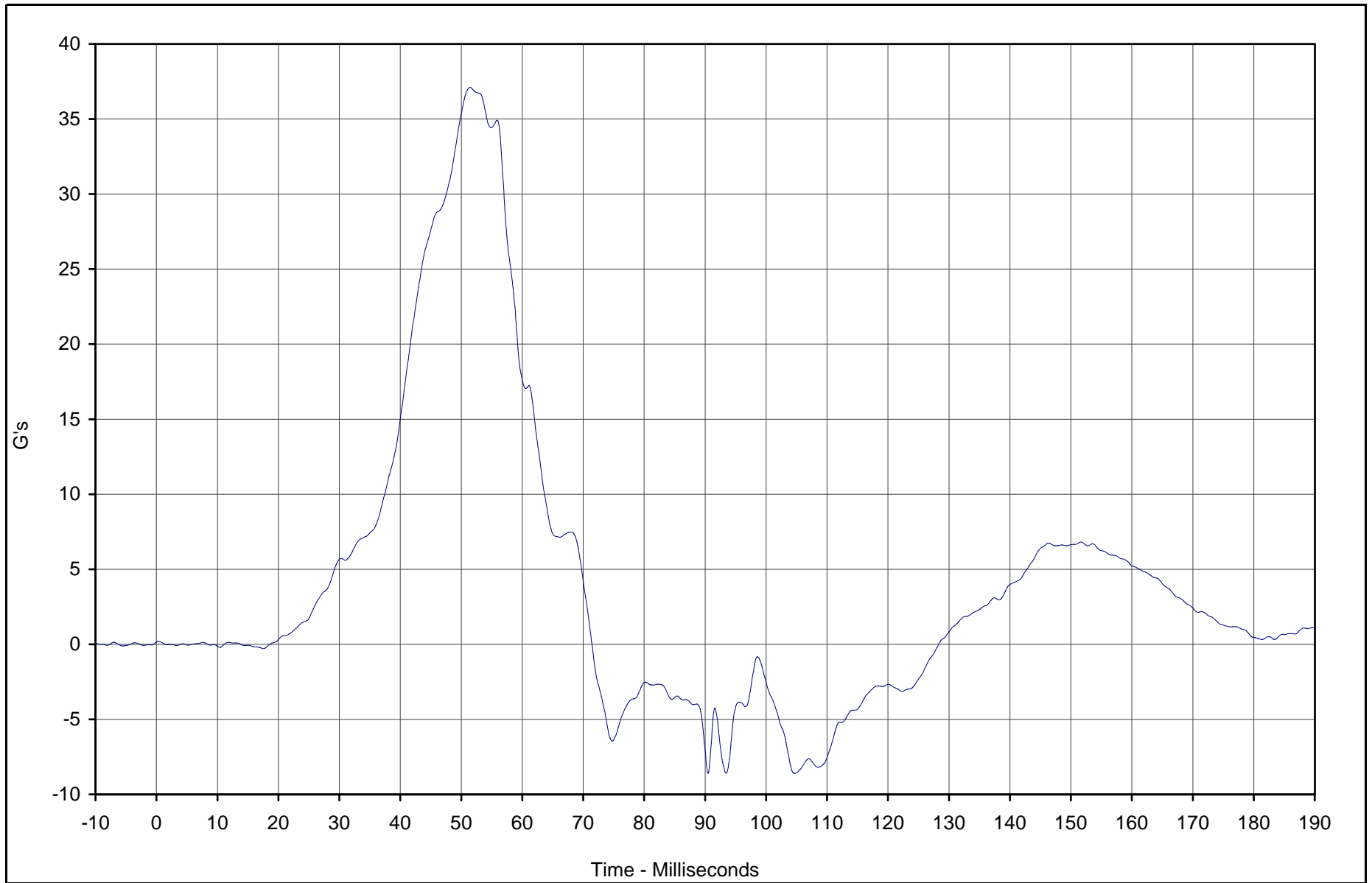
Test Date: 6/27/02

Test Program: 55/28 km/h Side Impact NCAP

NHTSA No.: HO5304

KAR22073-01

B-45



Curve Description	CURNO	Type	Units	Max	Time	Min	Time	SAE Class
Pass. Lower Spine Redundant Y	023	FIL	G's	37.1	51.4	-8.6	104.7	180



Test Vehicle: 2003 Honda Pilot 4WD SUV

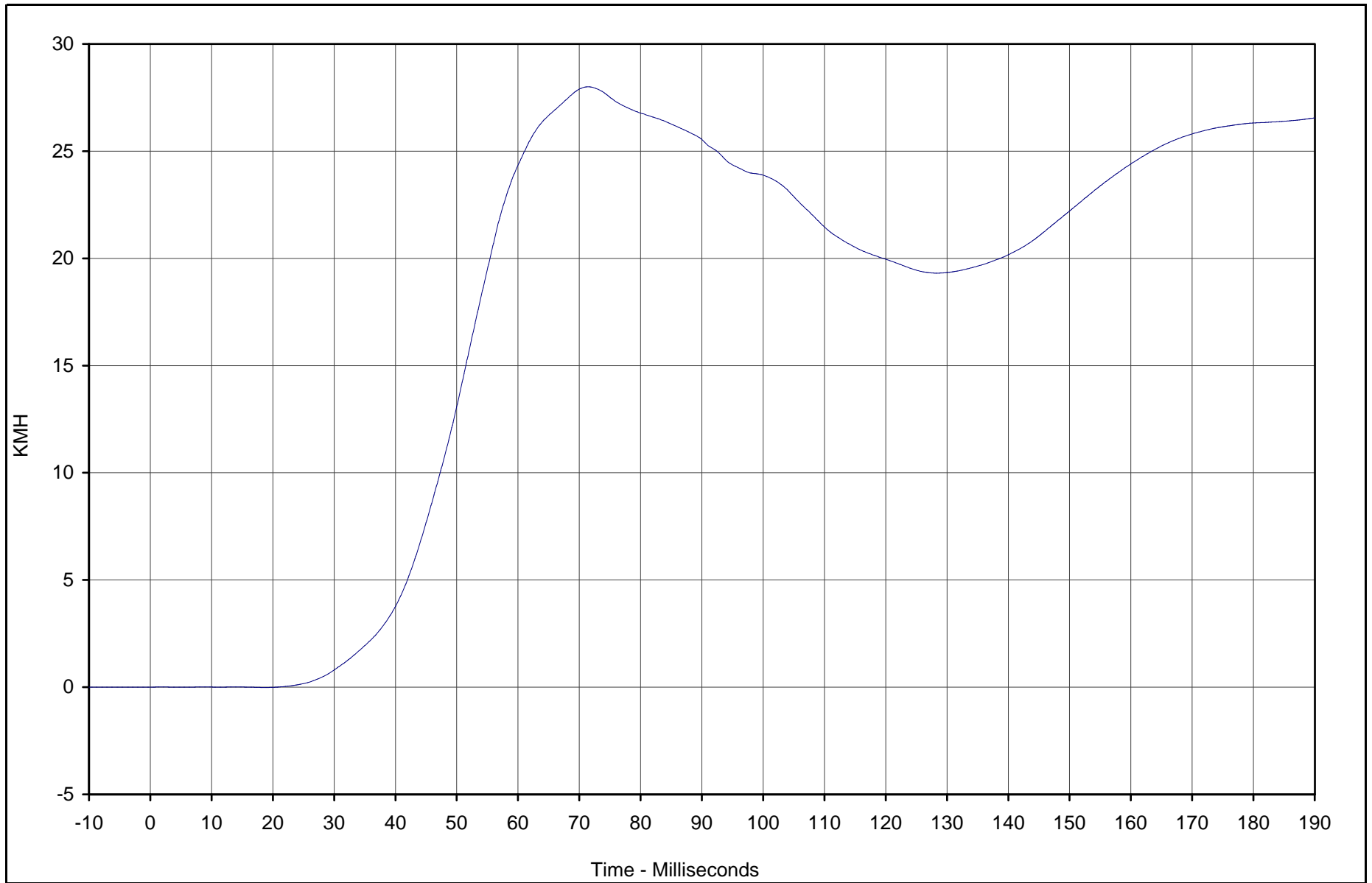
Test Date: 6/27/02

Test Program: 55/28 km/h Side Impact NCAP

NHTSA No.: HO5304

KAR22073-01

B-46



Curve Description	CURNO	Type	Units	Max	Time	Min	Time	SAE Class
Pass. Lower Spine Redundant Y Vel.	023	IN1	KMH	28.0	71.4	0.0	18.6	180



Test Vehicle: 2003 Honda Pilot 4WD SUV

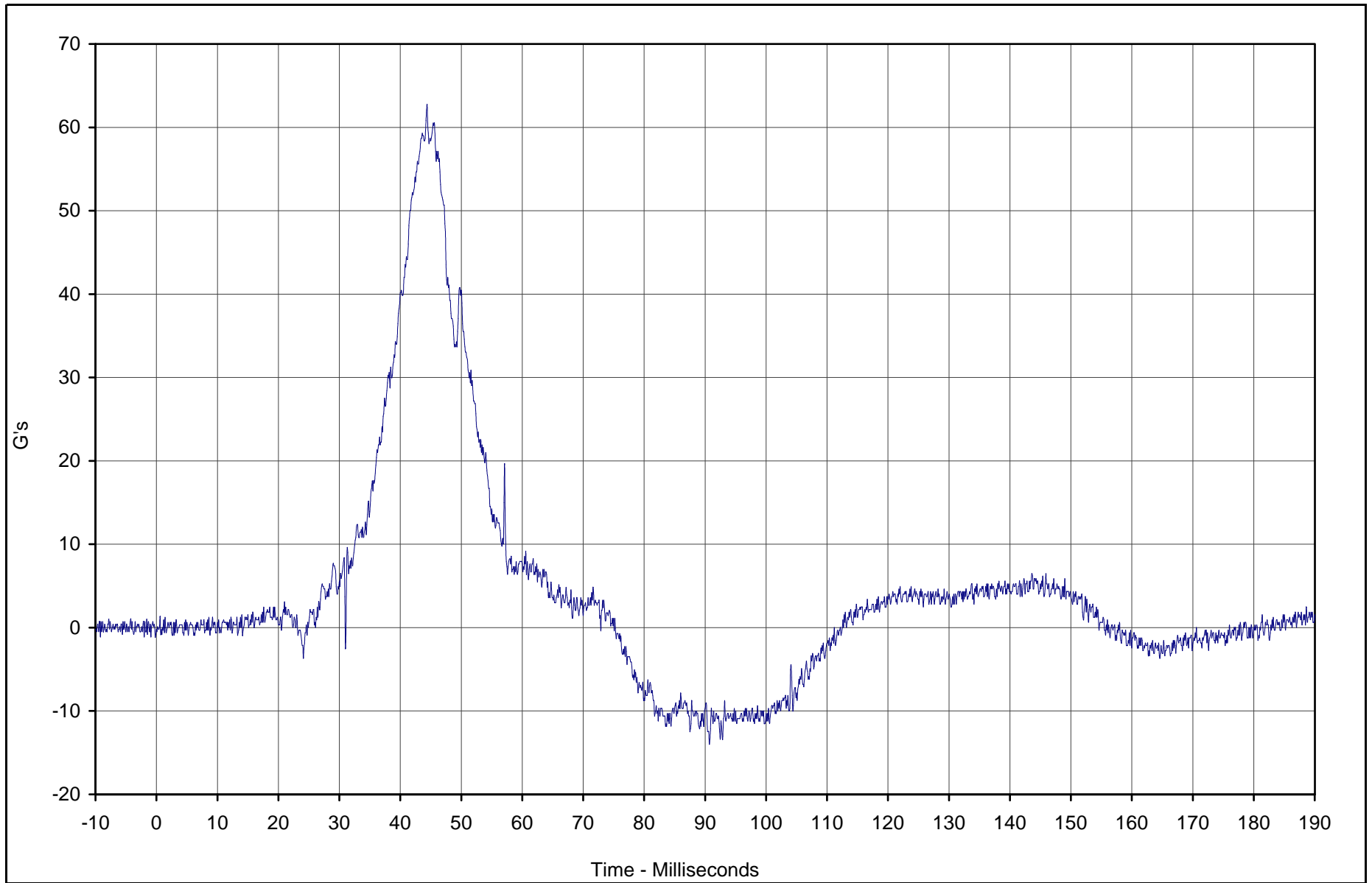
Test Date: 6/27/02

Test Program: 55/28 km/h Side Impact NCAP

NHTSA No.: HO5304

KAR22073-01

B-47



Curve Description	CURNO	Type	Units	Max	Time	Min	Time	SAE Class
Pass. Pelvis Redundant Y	024	FIL	G's	62.7	44.4	-14.0	90.7	1000



Test Vehicle: 2003 Honda Pilot 4WD SUV

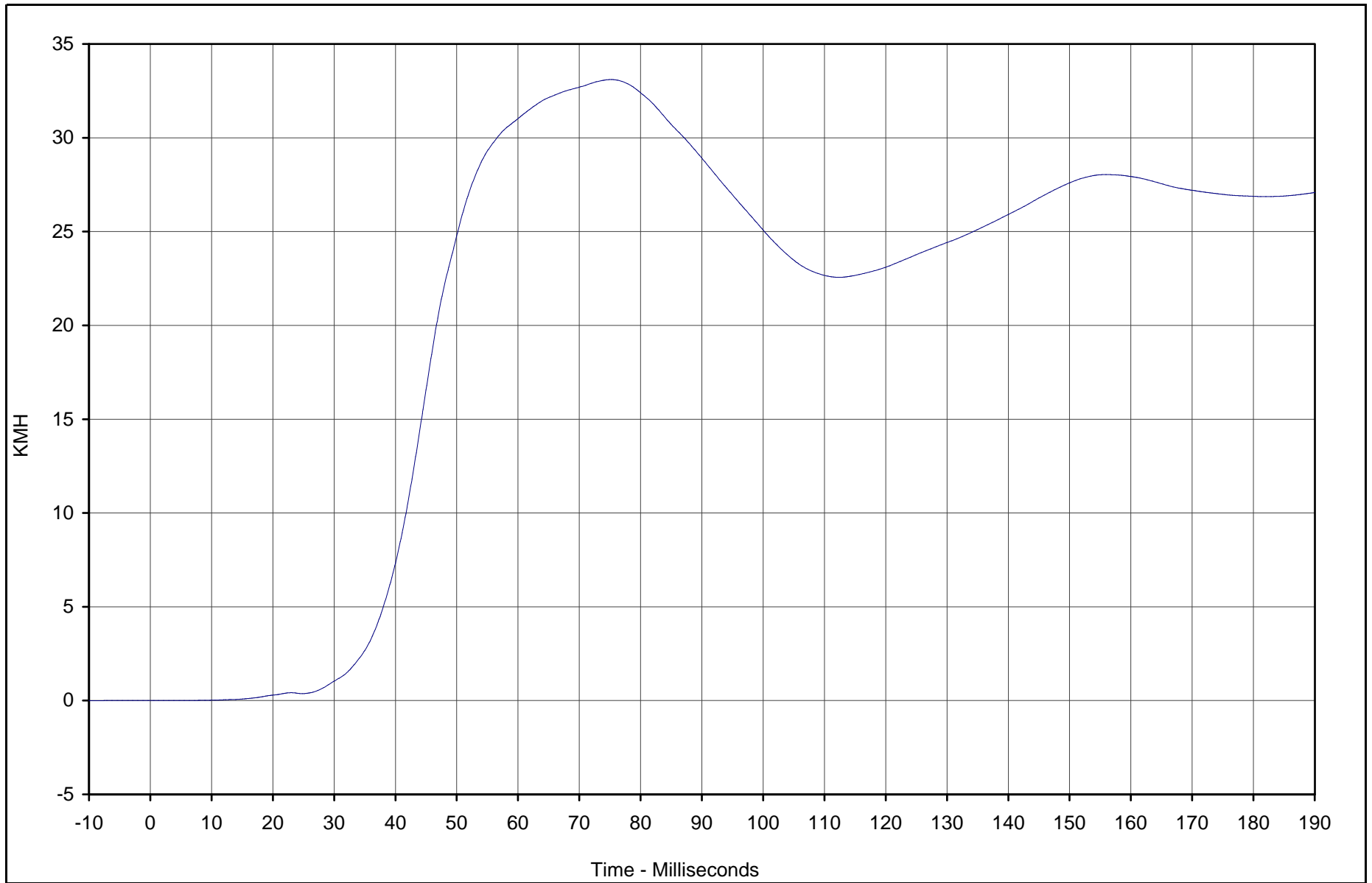
Test Date: 6/27/02

Test Program: 55/28 km/h Side Impact NCAP

NHTSA No.: HO5304

KAR22073-01

B-48



Curve Description	CURNO	Type	Units	Max	Time	Min	Time	SAE Class
Pass. Pelvis Redundant Y Vel.	024	IN1	KMH	33.1	75.2	0.0	1.1	180



Test Vehicle: 2003 Honda Pilot 4WD SUV

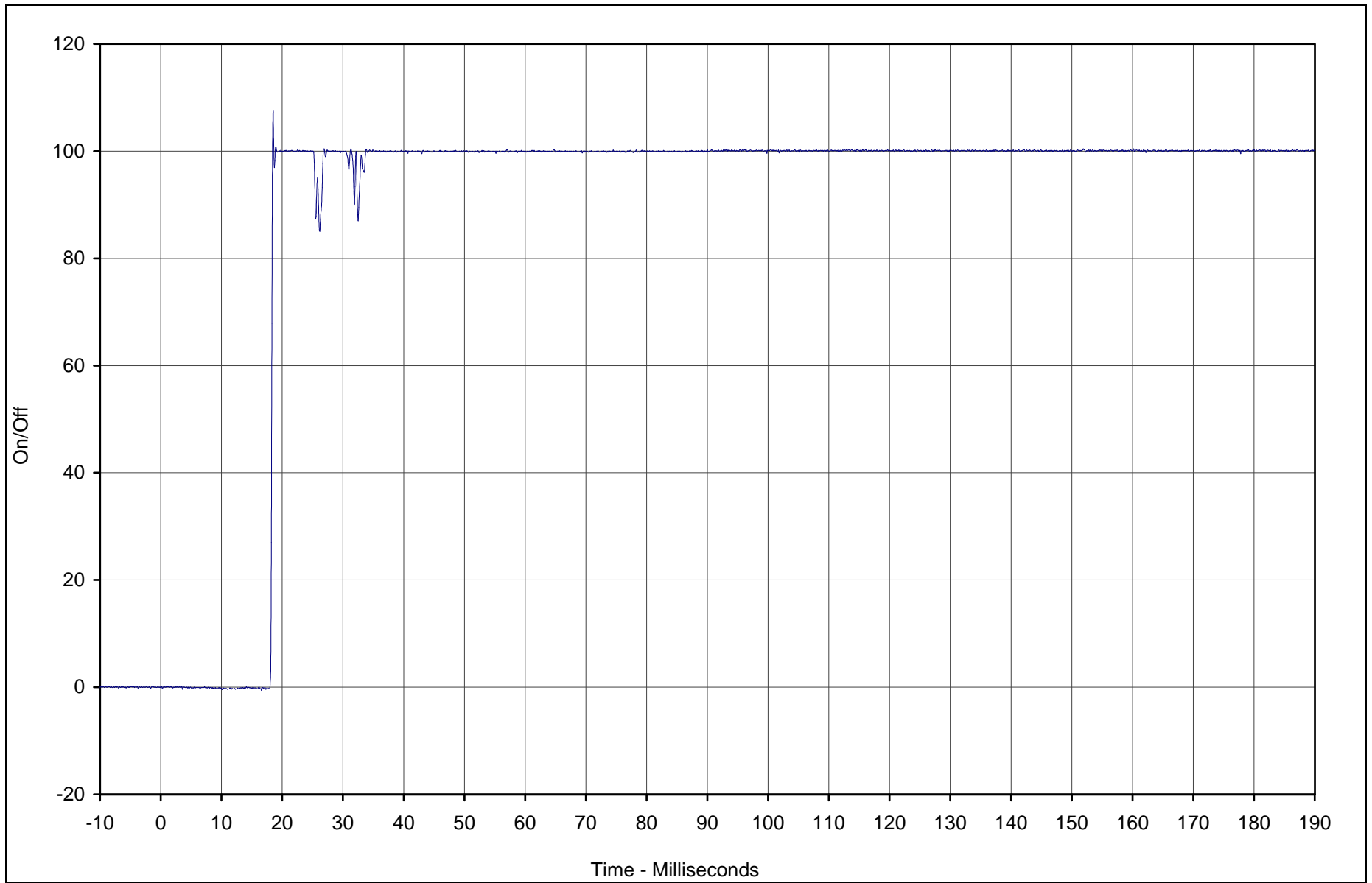
Test Date: 6/27/02

Test Program: 55/28 km/h Side Impact NCAP

NHTSA No.: HO5304

KAR22073-01

B-49



Curve Description	CURNO	Type	Units	Max	Time	Cross %	Time	SAE Class
Pass. Thorax Contact	025	FIL	On/Off	107.7	18.5	50.0	18.3	1000



Test Vehicle: 2003 Honda Pilot 4WD SUV

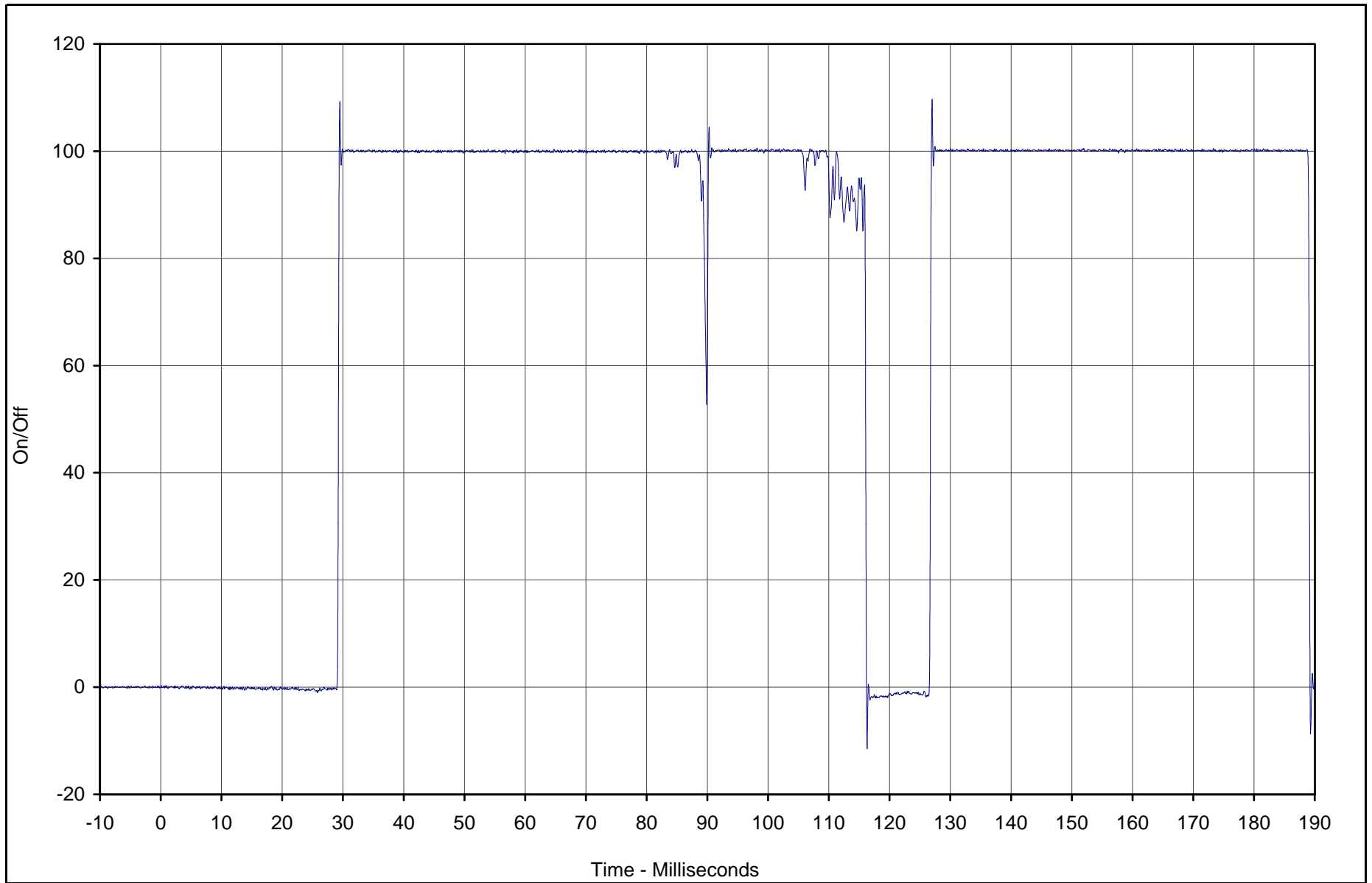
Test Date: 6/27/02

Test Program: 55/28 km/h Side Impact NCAP

NHTSA No.: HO5304

KAR22073-01

B-50



KAR22073-01

Curve Description	CURNO	Type	Units	Max	Time	Cross %	Time	SAE Class
Pass. Pelvis Contact	026	FIL	On/Off	109.7	127.0	50.0	29.3	1000



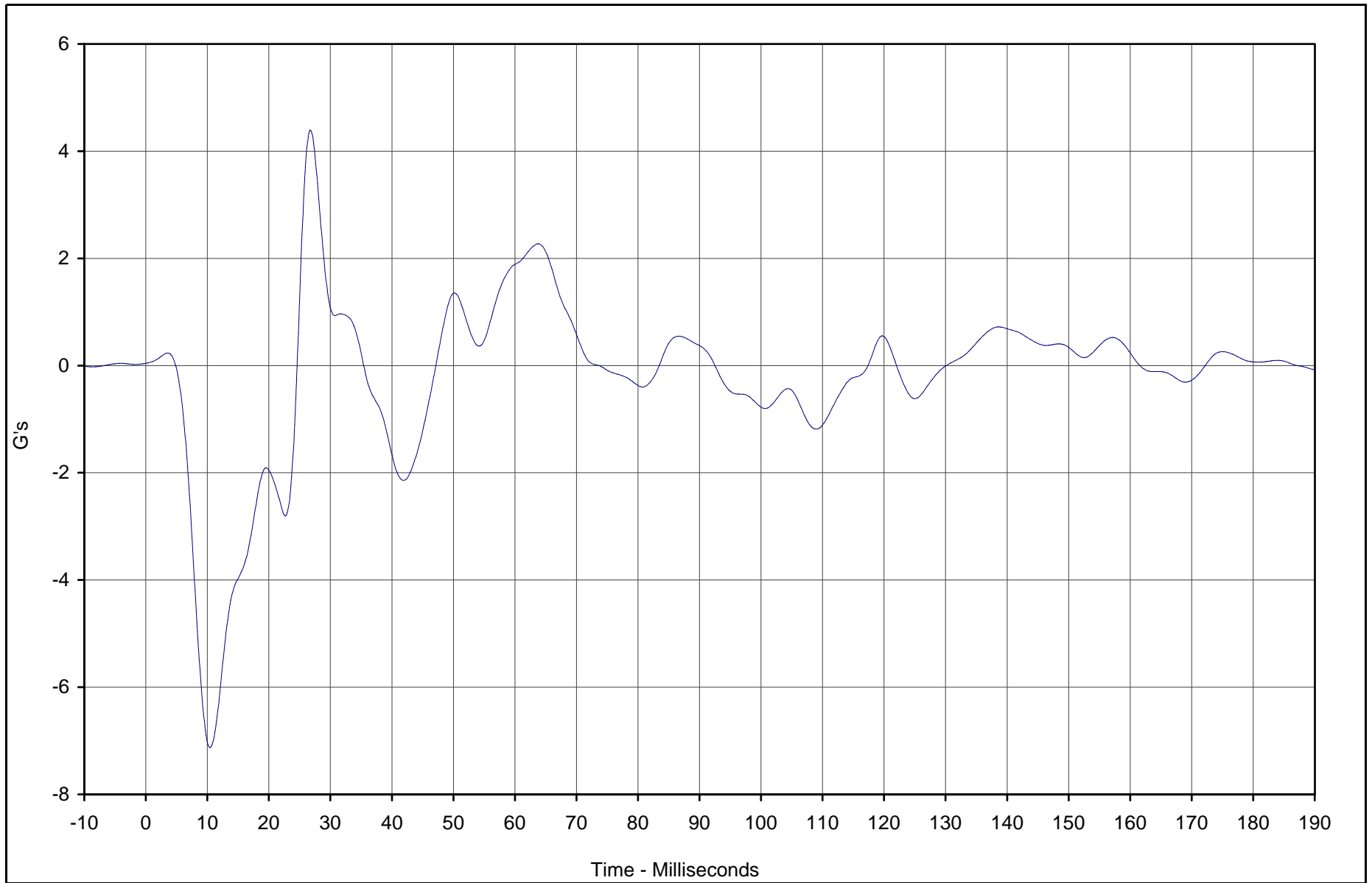
Test Vehicle: 2003 Honda Pilot 4WD SUV

Test Date: 6/27/02

Test Program: 55/28 km/h Side Impact NCAP

NHTSA No.: HO5304

B-51



KAR22073-01

Curve Description	CURNO	Type	Units	Max	Time	Min	Time	SAE Class
Right Sill Front Seat X	027	FIL	G's	4.4	26.8	-7.1	10.4	60



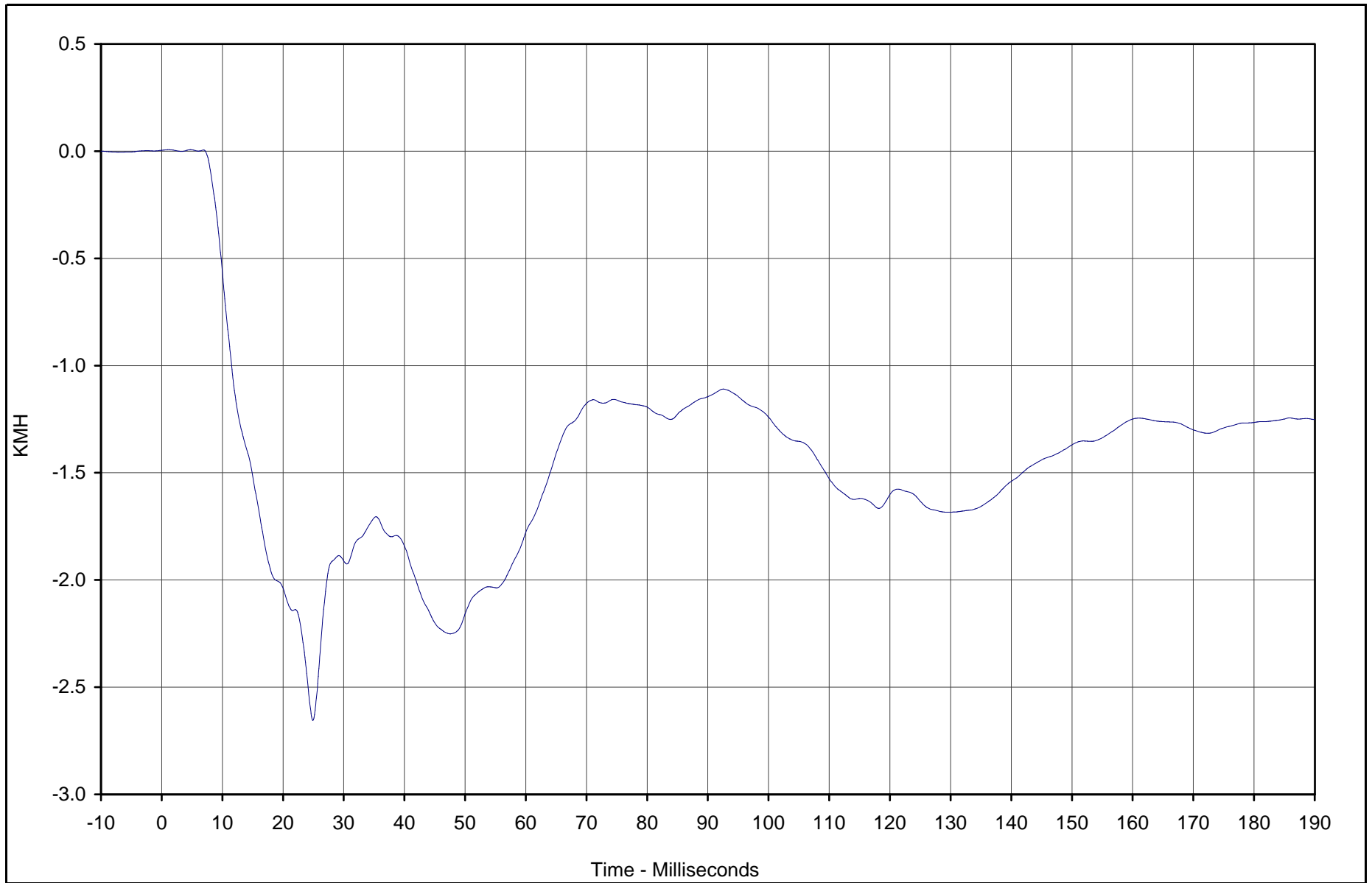
Test Vehicle: 2003 Honda Pilot 4WD SUV

Test Date: 6/27/02

Test Program: 55/28 km/h Side Impact NCAP

NHTSA No.: HO5304

B-52



KAR22073-01

Curve Description	CURNO	Type	Units	Max	Time	Min	Time	SAE Class
Right Sill Front Seat X Velocity	027	IN1	KMH	0.0	1.2	-2.7	24.9	180



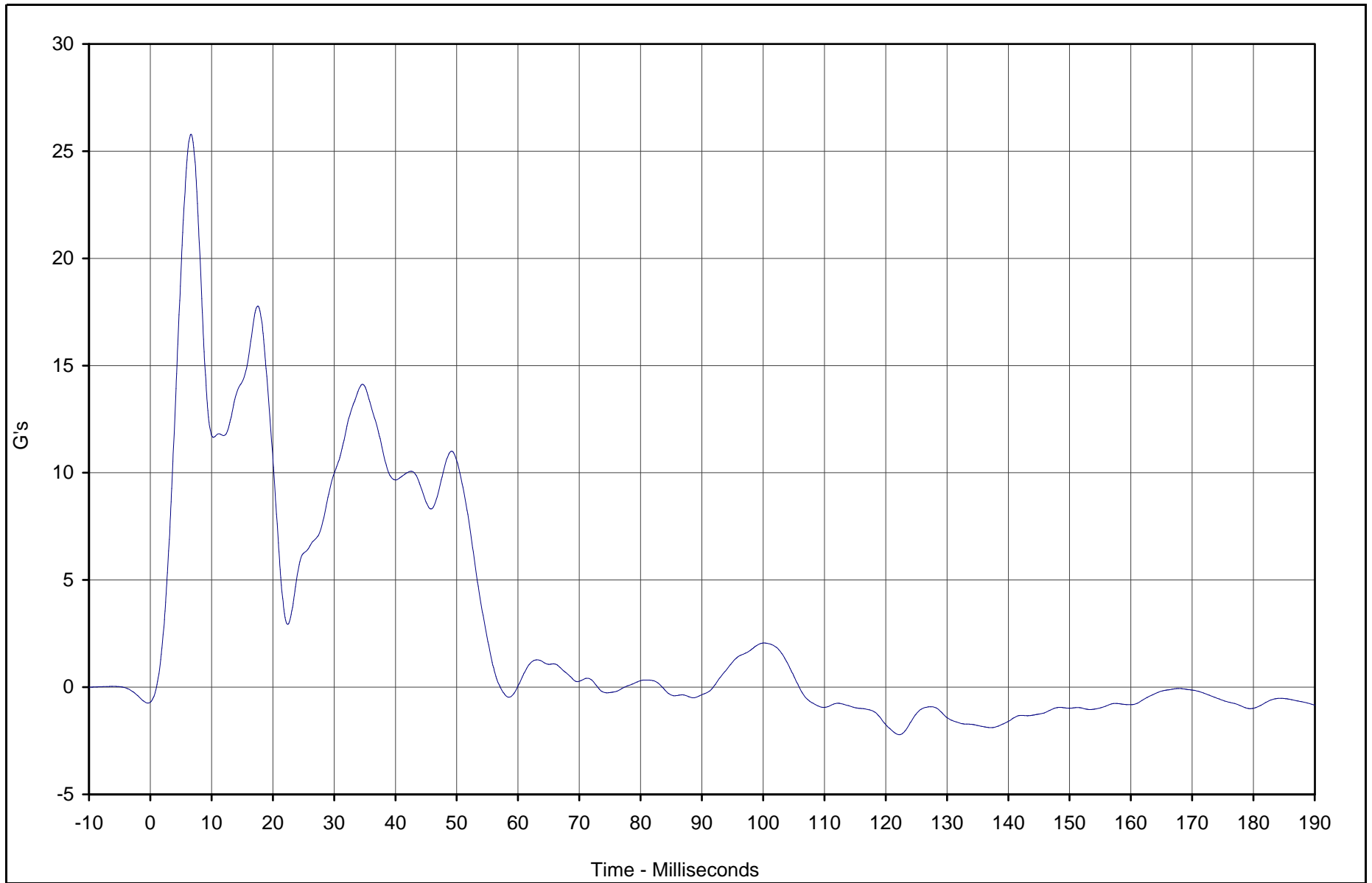
Test Vehicle: 2003 Honda Pilot 4WD SUV

Test Date: 6/27/02

Test Program: 55/28 km/h Side Impact NCAP

NHTSA No.: HO5304

B-53



KAR22073-01

Curve Description	CURNO	Type	Units	Max	Time	Min	Time	SAE Class
Right Sill Front Seat Y	028	FIL	G's	25.8	6.6	-2.2	122.2	60



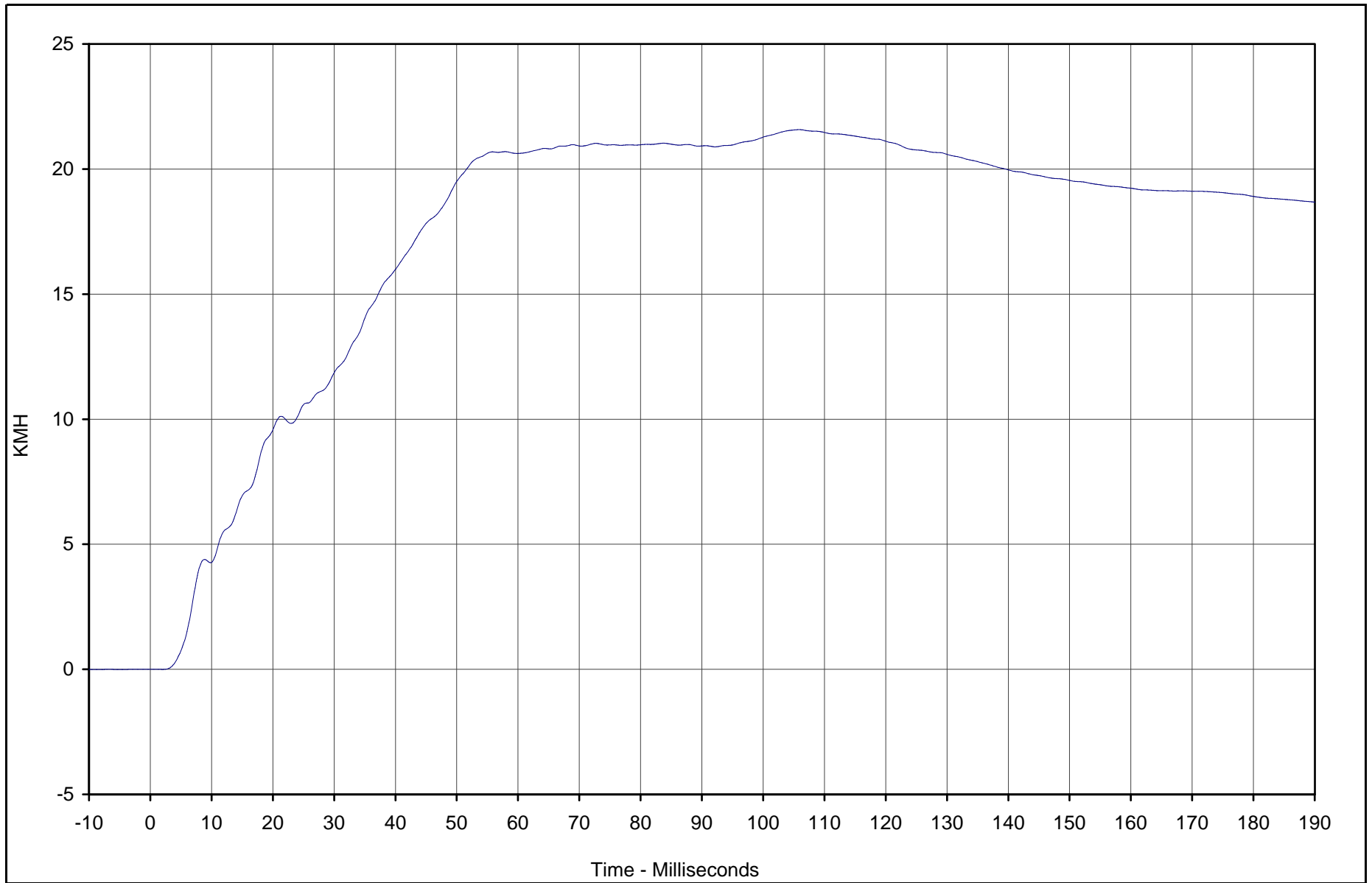
Test Vehicle: 2003 Honda Pilot 4WD SUV

Test Date: 6/27/02

Test Program: 55/28 km/h Side Impact NCAP

NHTSA No.: HO5304

B-54



Curve Description	CURNO	Type	Units	Max	Time	Min	Time	SAE Class
Right Sill Front Seat Y Velocity	028	IN1	KMH	21.6	105.8	0.0	2.0	180



Test Vehicle: 2003 Honda Pilot 4WD SUV

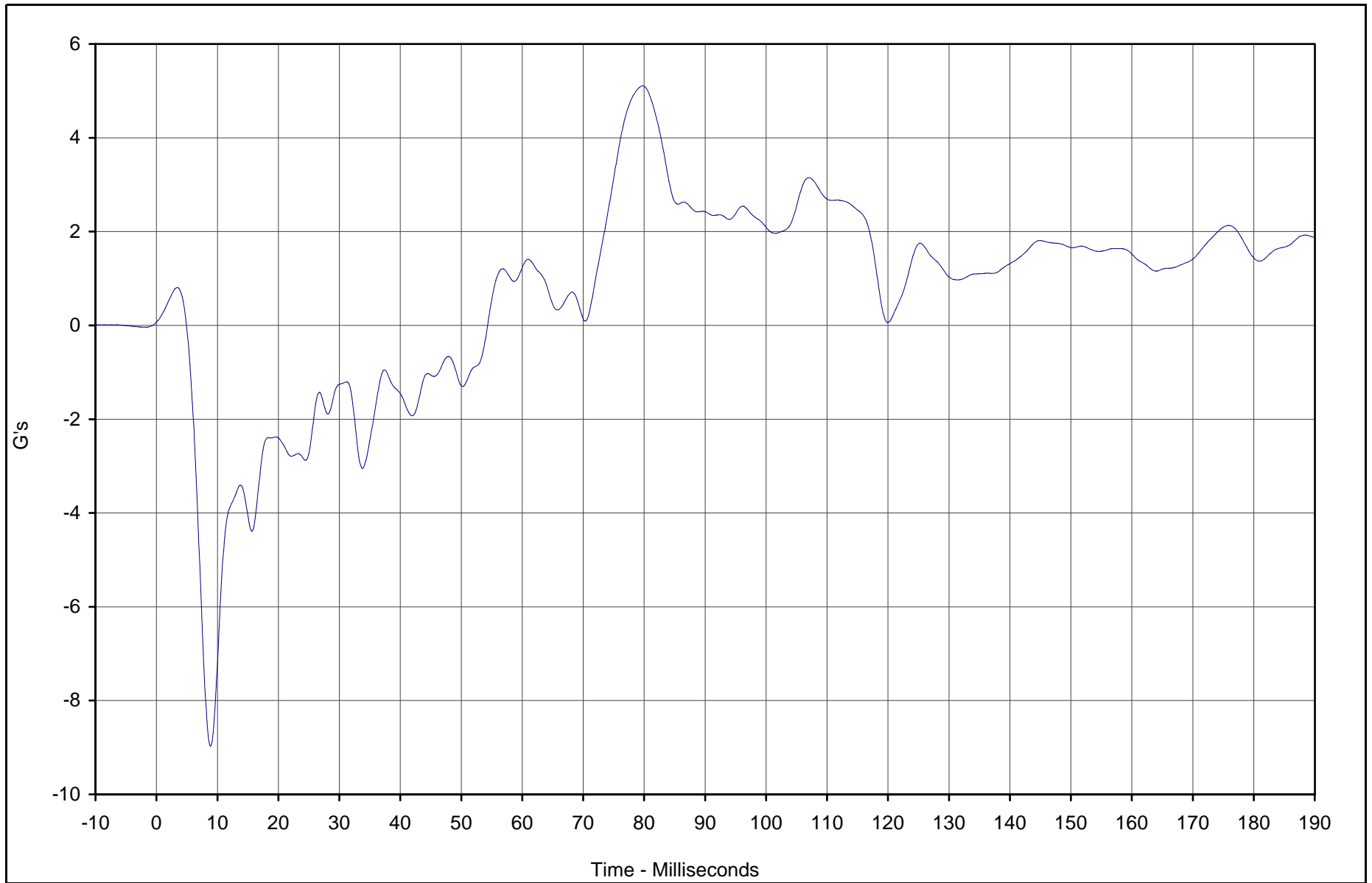
Test Date: 6/27/02

Test Program: 55/28 km/h Side Impact NCAP

NHTSA No.: HO5304

KAR22073-01

B-55



Curve Description	CURNO	Type	Units	Max	Time	Min	Time	SAE Class
Right Sill Front Seat Z	029	FIL	G's	5.1	79.8	-9.0	8.9	60



Test Vehicle: 2003 Honda Pilot 4WD SUV

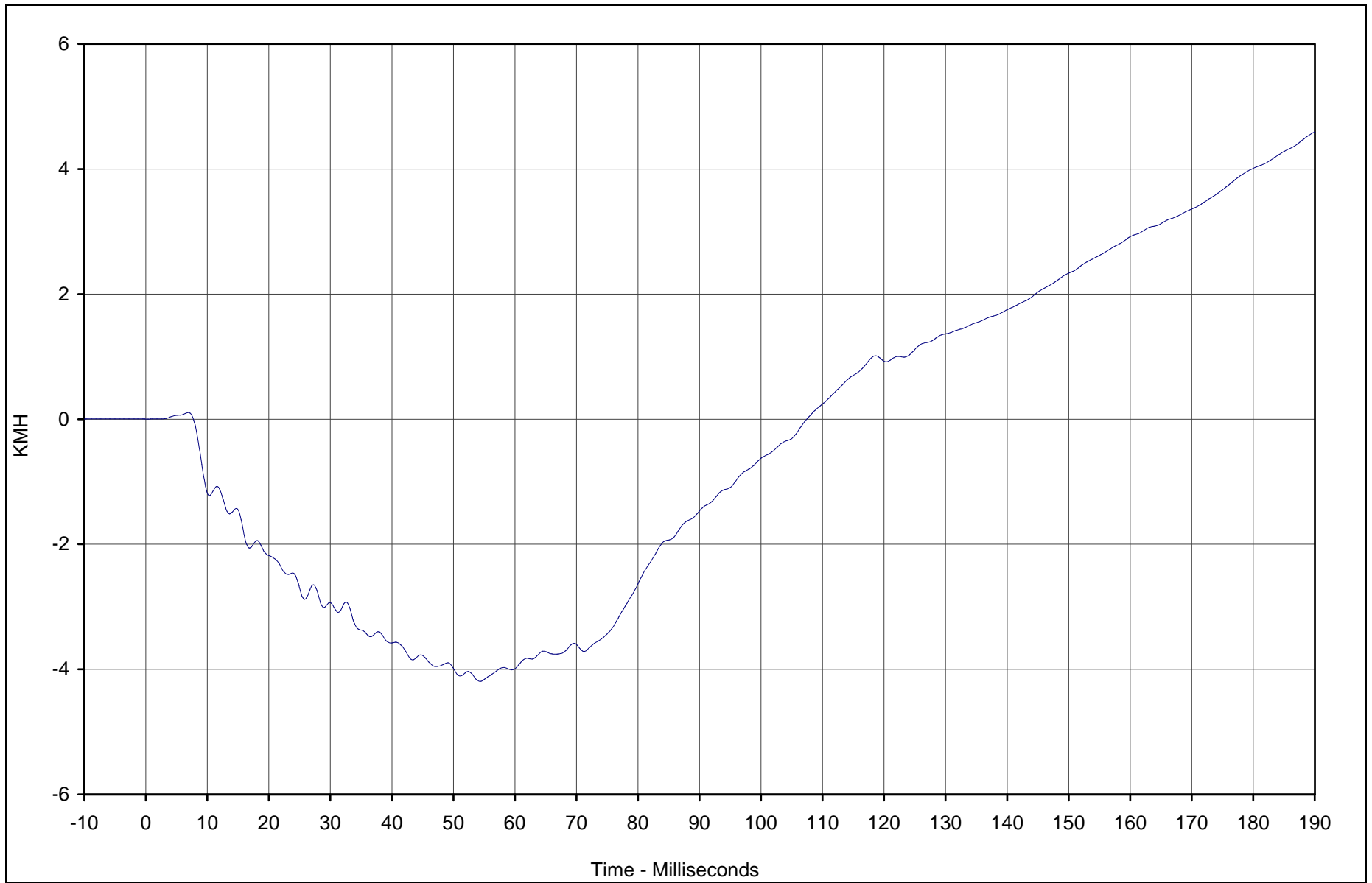
Test Date: 6/27/02

Test Program: 55/28 km/h Side Impact NCAP

NHTSA No.: HO5304

KAR22073-01

B-56



Curve Description	CURNO	Type	Units	Max	Time	Min	Time	SAE Class
Right Sill Front Seat Z Velocity	029	IN1	KMH	4.6	189.9	-4.2	54.3	180



Test Vehicle: 2003 Honda Pilot 4WD SUV

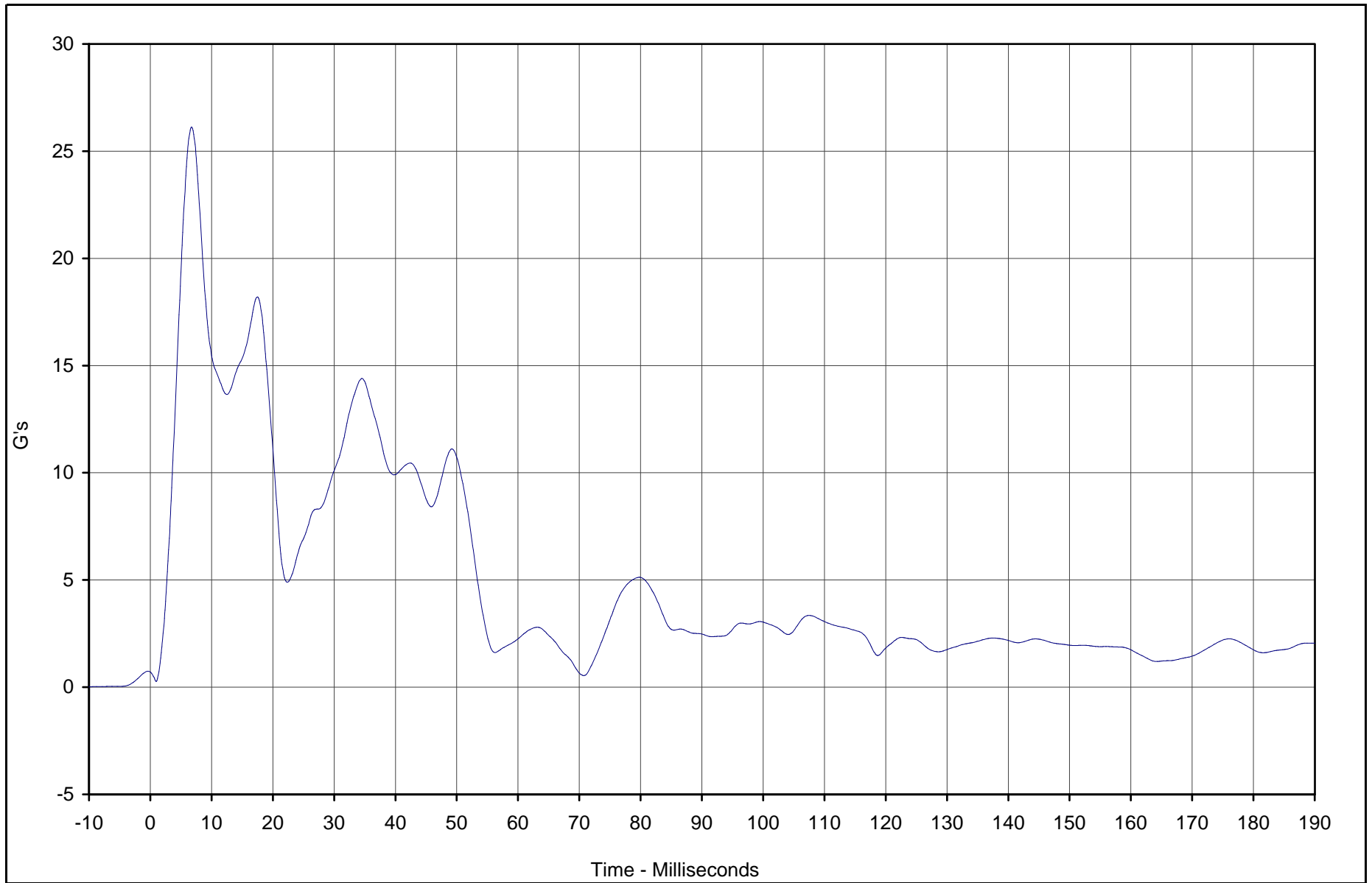
Test Date: 6/27/02

Test Program: 55/28 km/h Side Impact NCAP

NHTSA No.: HO5304

KAR22073-01

B-57



Curve Description	CURNO	Type	Units	Max	Time	Min	Time	SAE Class
Right Sill Front Seat Resultant	027	RES	G's	26.1	6.7	0.3	1.0	60



Test Vehicle: 2003 Honda Pilot 4WD SUV

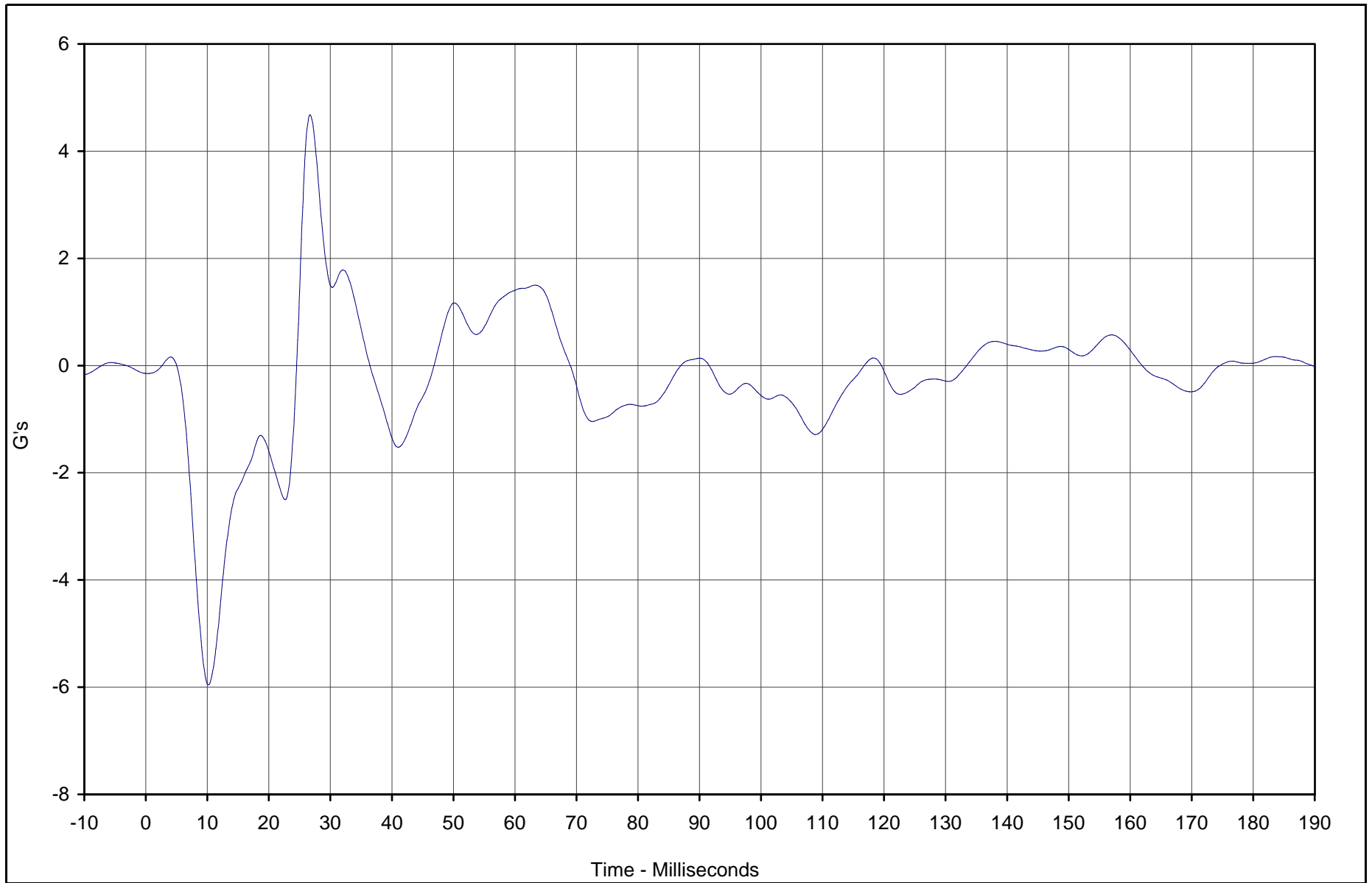
Test Date: 6/27/02

Test Program: 55/28 km/h Side Impact NCAP

NHTSA No.: HO5304

KAR22073-01

B-58



Curve Description	CURNO	Type	Units	Max	Time	Min	Time	SAE Class
Right Sill Rear Seat X	030	FIL	G's	4.7	26.7	-6.0	10.2	60



Test Vehicle: 2003 Honda Pilot 4WD SUV

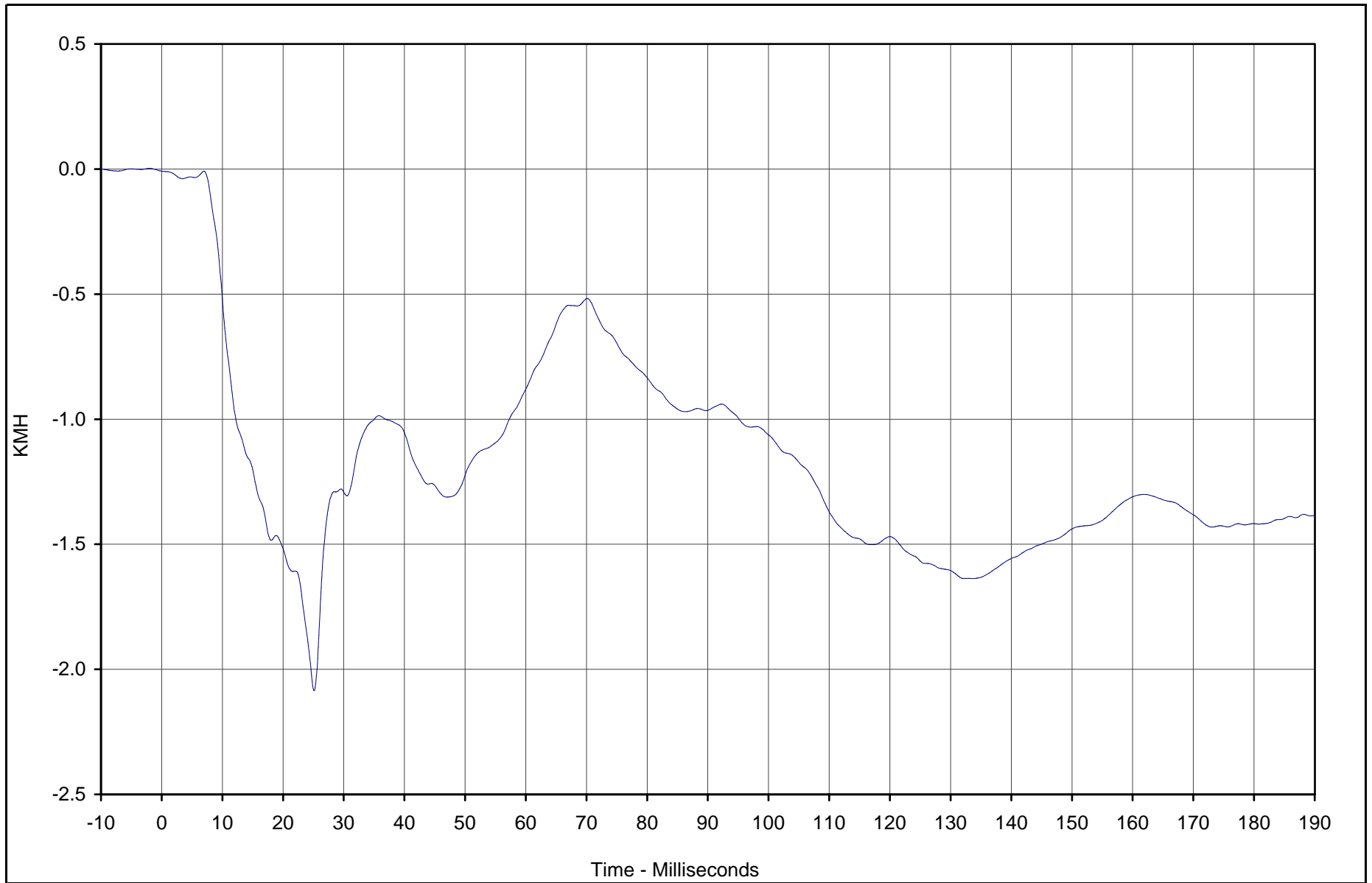
Test Date: 6/27/02

Test Program: 55/28 km/h Side Impact NCAP

NHTSA No.: HO5304

KAR22073-01

B-59



KAR22073-01

Curve Description	CURNO	Type	Units	Max	Time	Min	Time	SAE Class
Right Sill Rear Seat X Velocity	030	IN1	KMH	0.0	0.0	-2.1	25.1	180



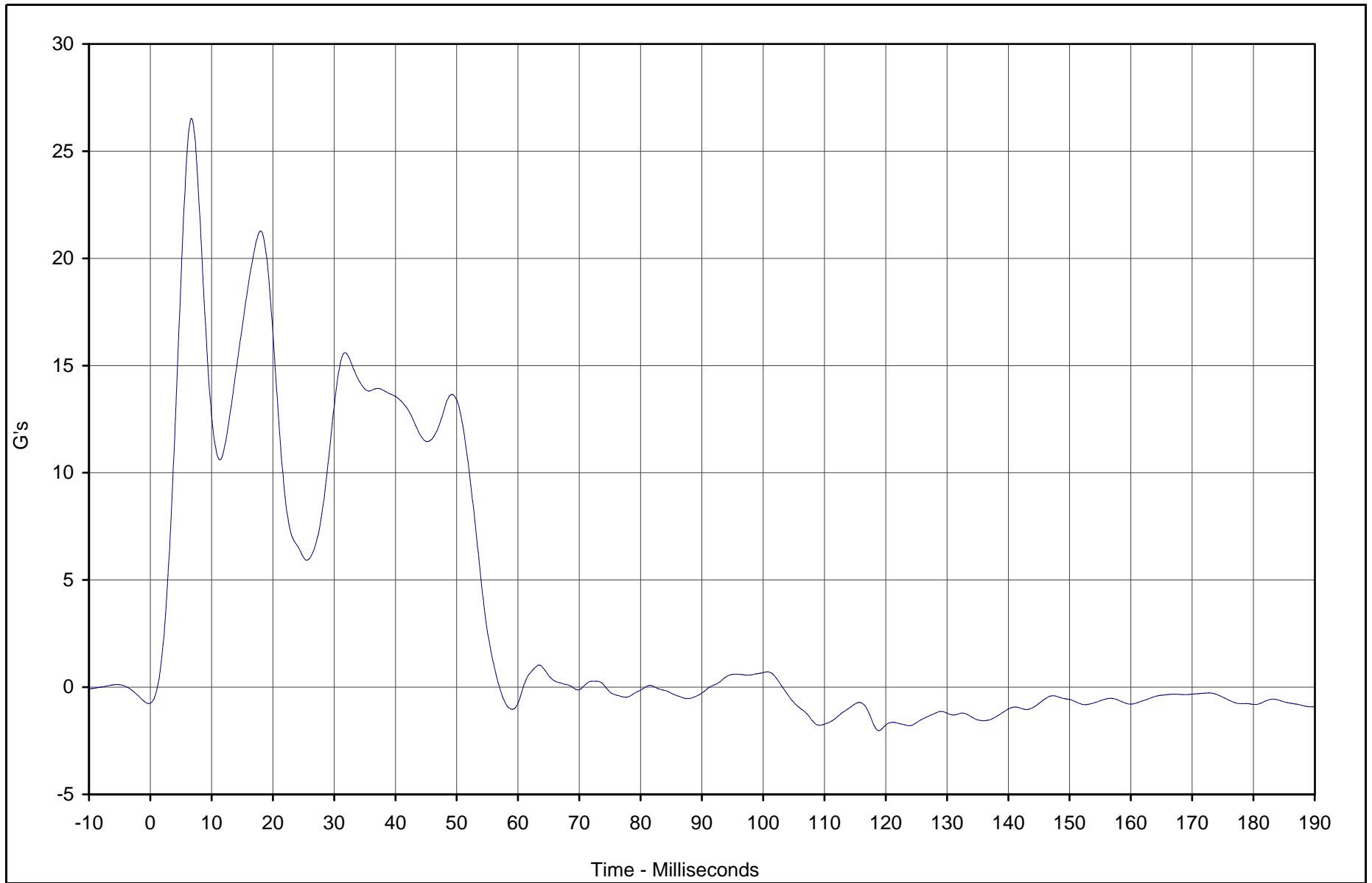
Test Vehicle: 2003 Honda Pilot 4WD SUV

Test Date: 6/27/02

Test Program: 55/28 km/h Side Impact NCAP

NHTSA No.: HO5304

B-60



Curve Description	CURNO	Type	Units	Max	Time	Min	Time	SAE Class
Right Sill Rear Seat Y	031	FIL	G's	26.5	6.7	-2.0	118.9	60



Test Vehicle: 2003 Honda Pilot 4WD SUV

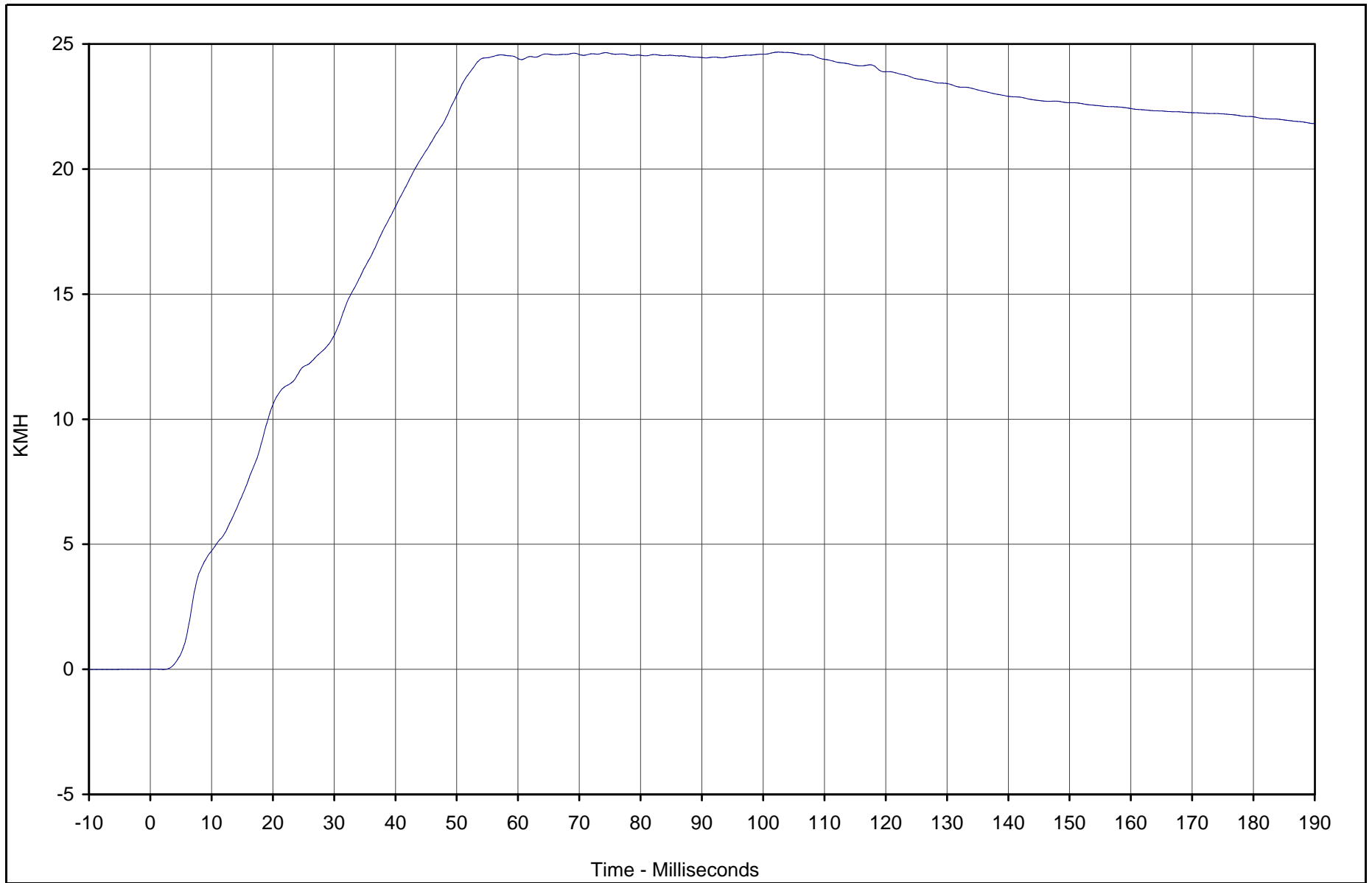
Test Date: 6/27/02

Test Program: 55/28 km/h Side Impact NCAP

NHTSA No.: HO5304

KAR22073-01

B-61



Curve Description	CURNO	Type	Units	Max	Time	Min	Time	SAE Class
Right Sill Rear Seat Y Velocity	031	IN1	KMH	24.7	102.5	0.0	2.2	180



Test Vehicle: 2003 Honda Pilot 4WD SUV

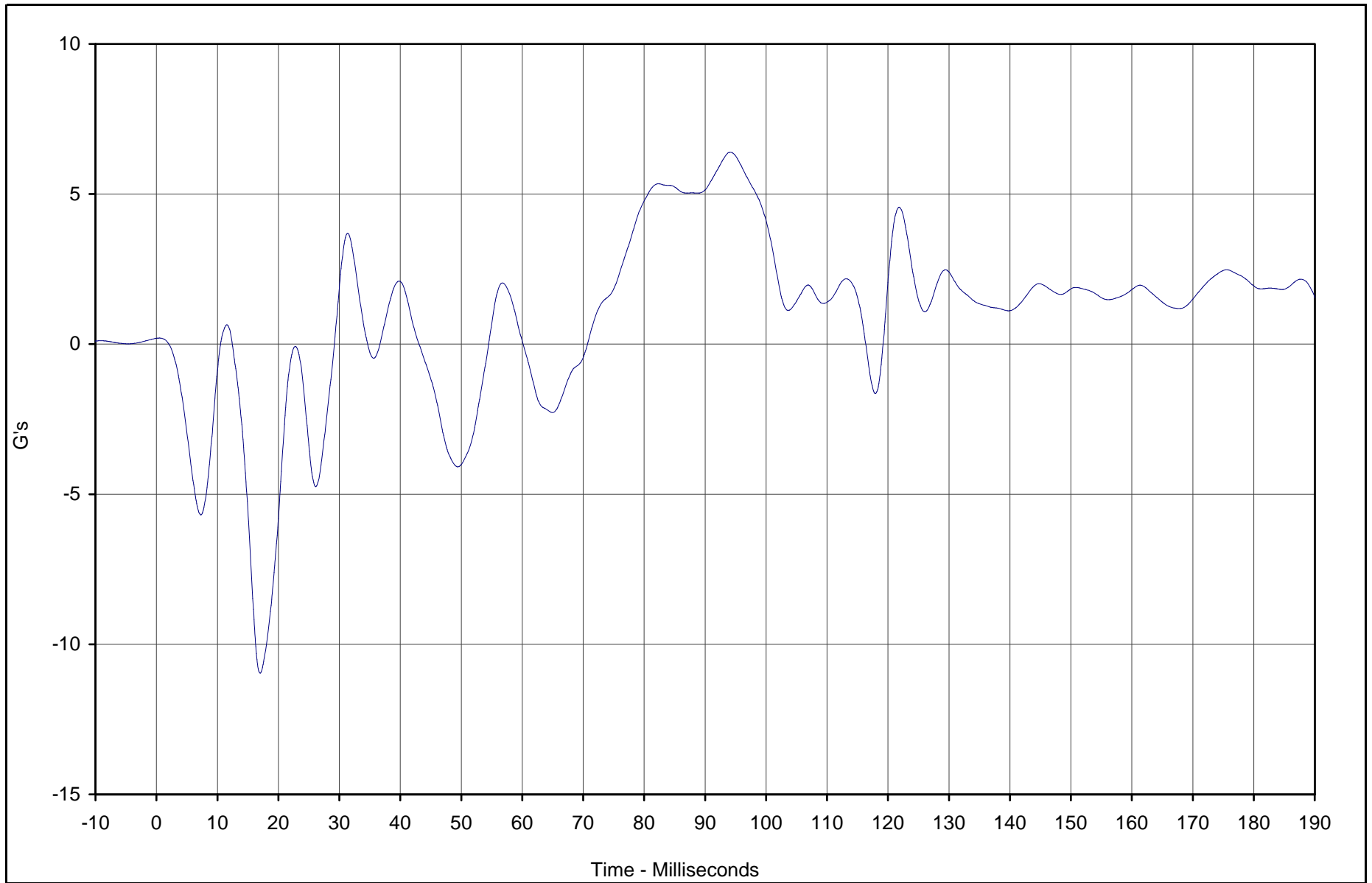
Test Date: 6/27/02

Test Program: 55/28 km/h Side Impact NCAP

NHTSA No.: HO5304

KAR22073-01

B-62



Curve Description	CURNO	Type	Units	Max	Time	Min	Time	SAE Class
Right Sill Rear Seat Z	032	FIL	G's	6.4	94.2	-11.0	17.0	60



Test Vehicle: 2003 Honda Pilot 4WD SUV

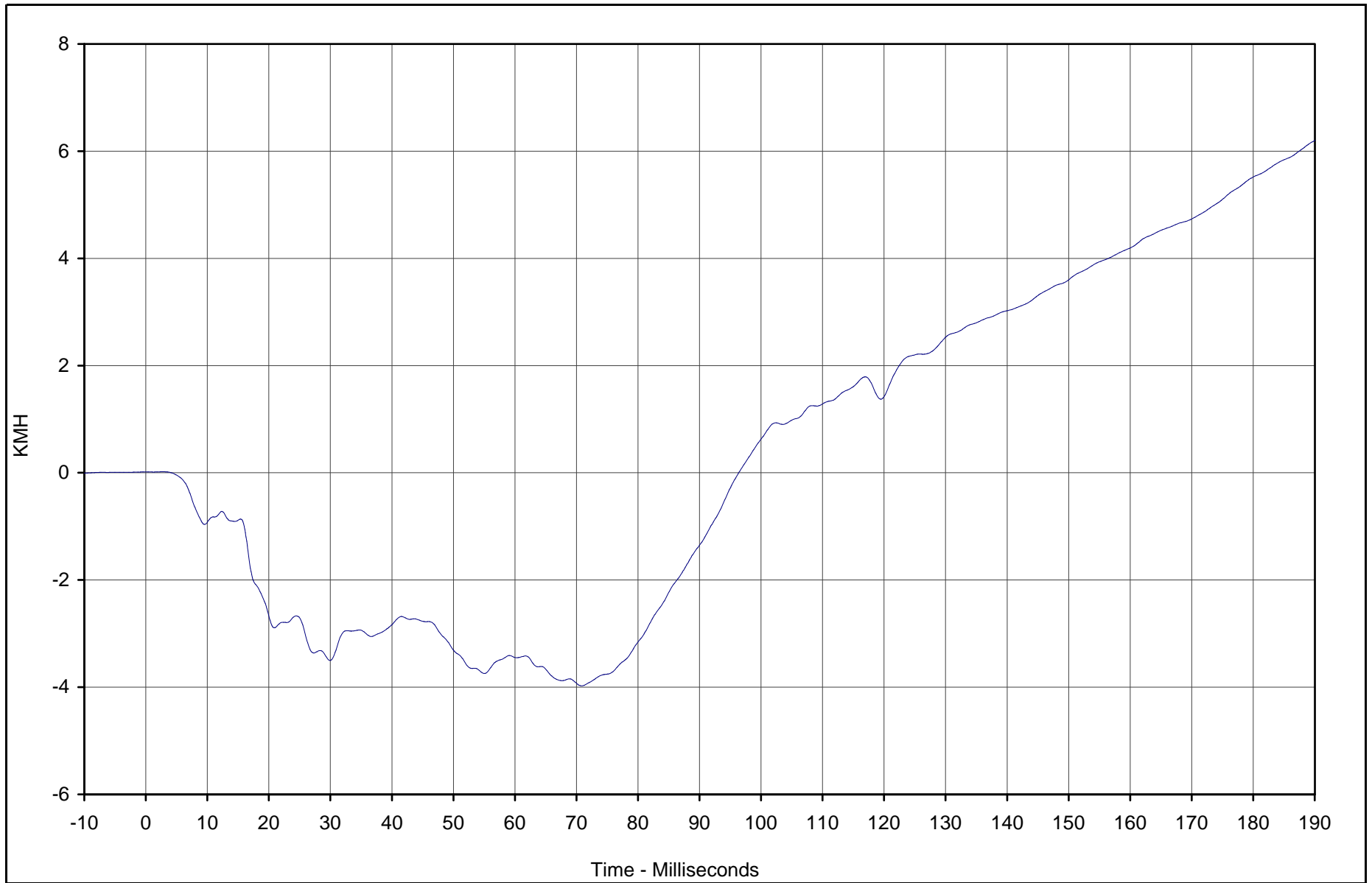
Test Date: 6/27/02

Test Program: 55/28 km/h Side Impact NCAP

NHTSA No.: HO5304

KAR22073-01

B-63



KAR22073-01

Curve Description	CURNO	Type	Units	Max	Time	Min	Time	SAE Class
Right Sill Rear Seat Z Velocity	032	IN1	KMH	6.2	189.9	-4.0	70.8	180



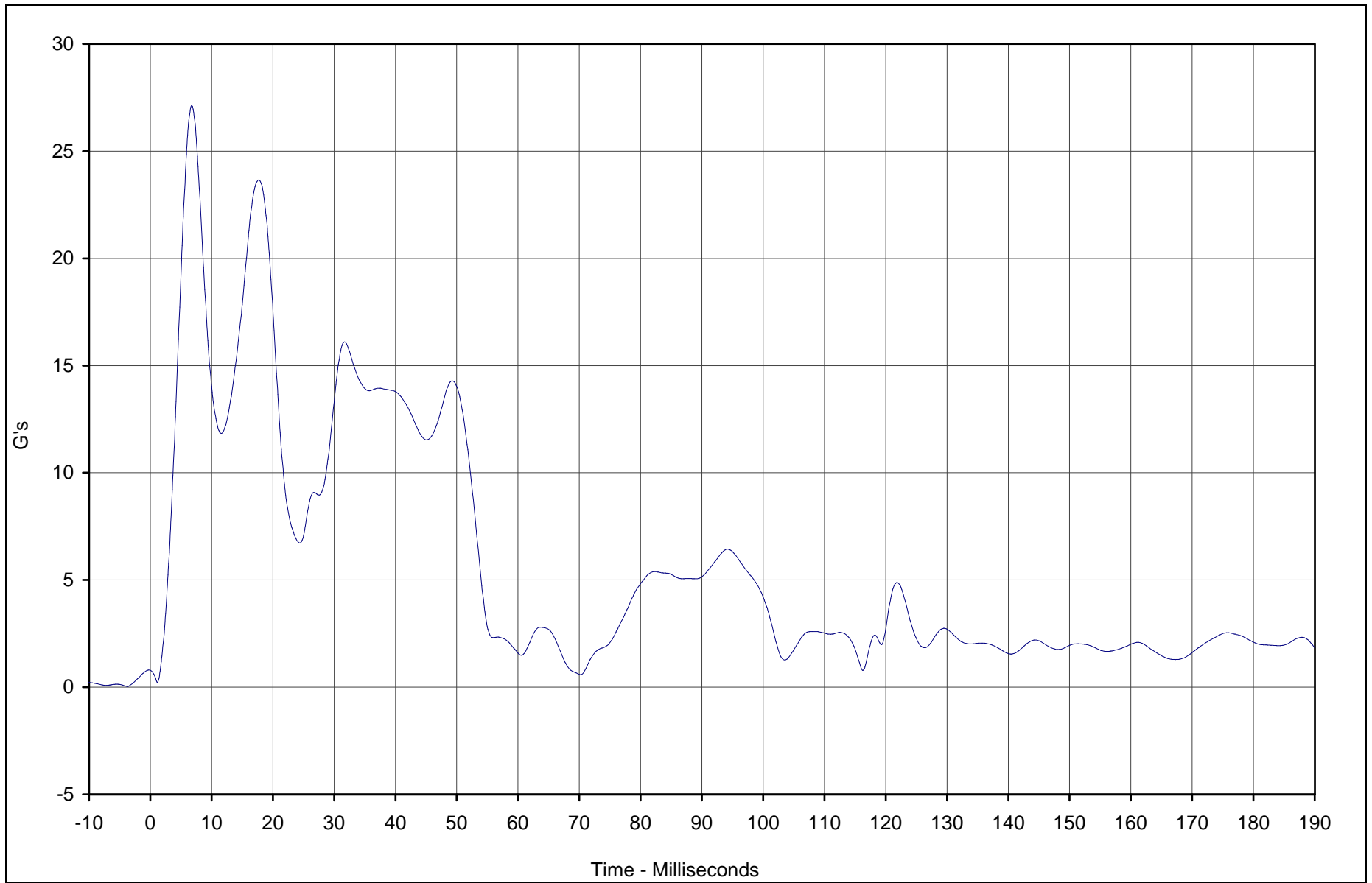
Test Vehicle: 2003 Honda Pilot 4WD SUV

Test Date: 6/27/02

Test Program: 55/28 km/h Side Impact NCAP

NHTSA No.: HO5304

B-64



Curve Description	CURNO	Type	Units	Max	Time	Min	Time	SAE Class
Right Sill Rear Seat Resultant	030	RES	G's	27.1	6.8	0.2	1.2	60



Test Vehicle: 2003 Honda Pilot 4WD SUV

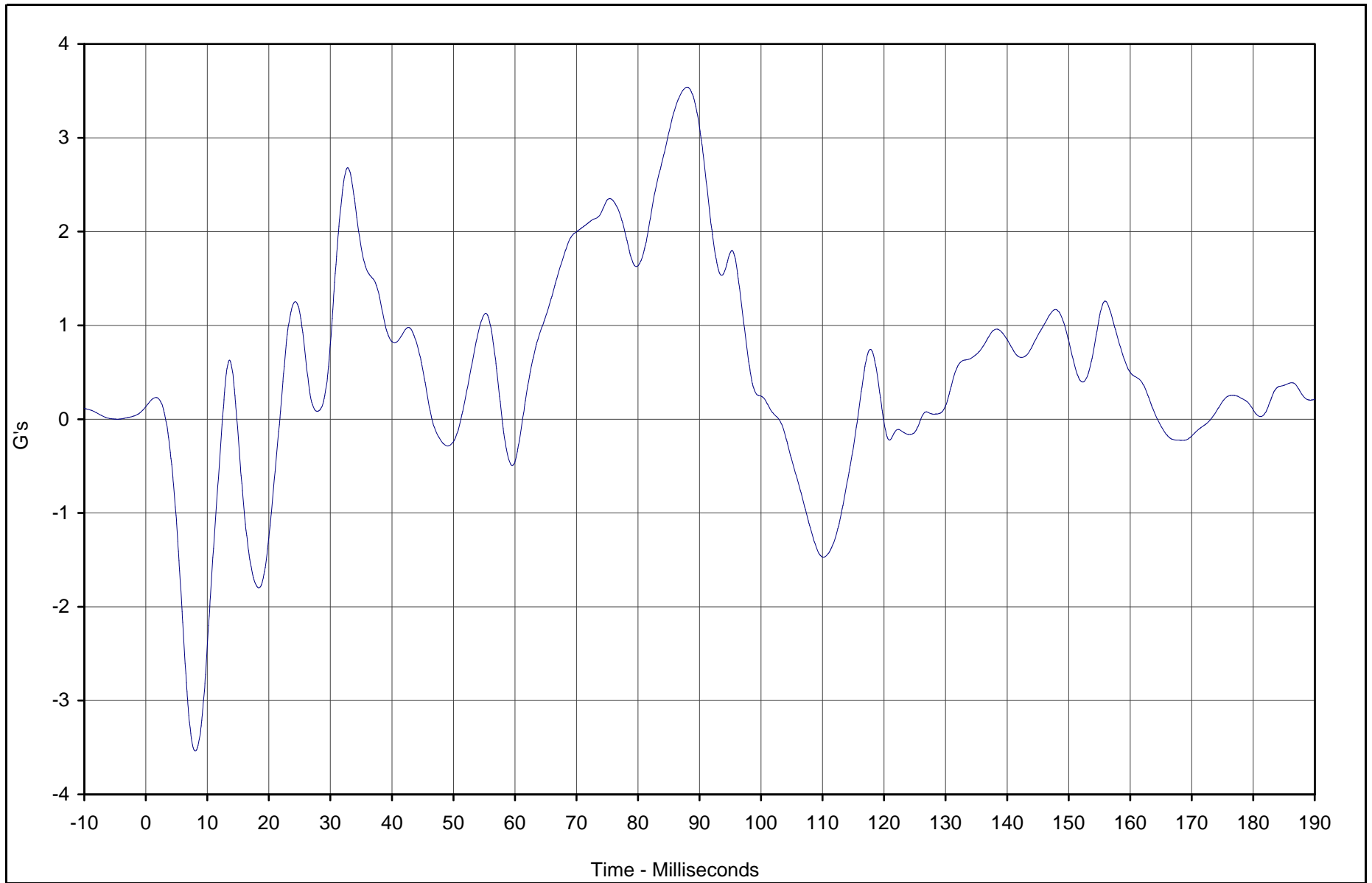
Test Date: 6/27/02

Test Program: 55/28 km/h Side Impact NCAP

NHTSA No.: HO5304

KAR22073-01

B-65



Curve Description	CURNO	Type	Units	Max	Time	Min	Time	SAE Class
Rear Floor Above Axle X	033	FIL	G's	3.5	88.0	-3.5	8.0	60



Test Vehicle: 2003 Honda Pilot 4WD SUV

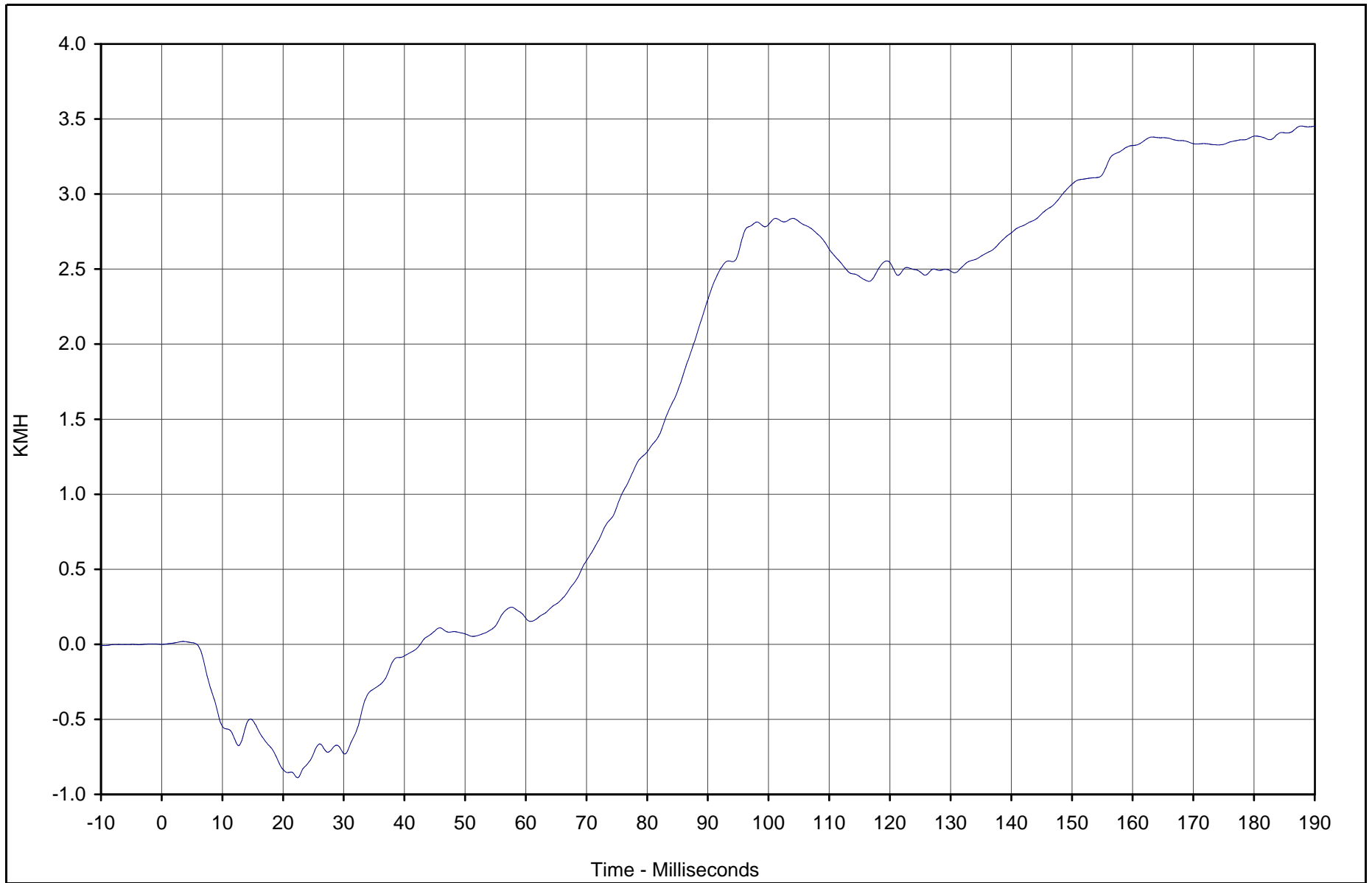
Test Date: 6/27/02

Test Program: 55/28 km/h Side Impact NCAP

NHTSA No.: HO5304

KAR22073-01

B-66



Curve Description	CURNO	Type	Units	Max	Time	Min	Time	SAE Class
Rear Floor Above Axle X Velocity	033	IN1	KMH	3.5	187.8	-0.9	22.4	180



Test Vehicle: 2003 Honda Pilot 4WD SUV

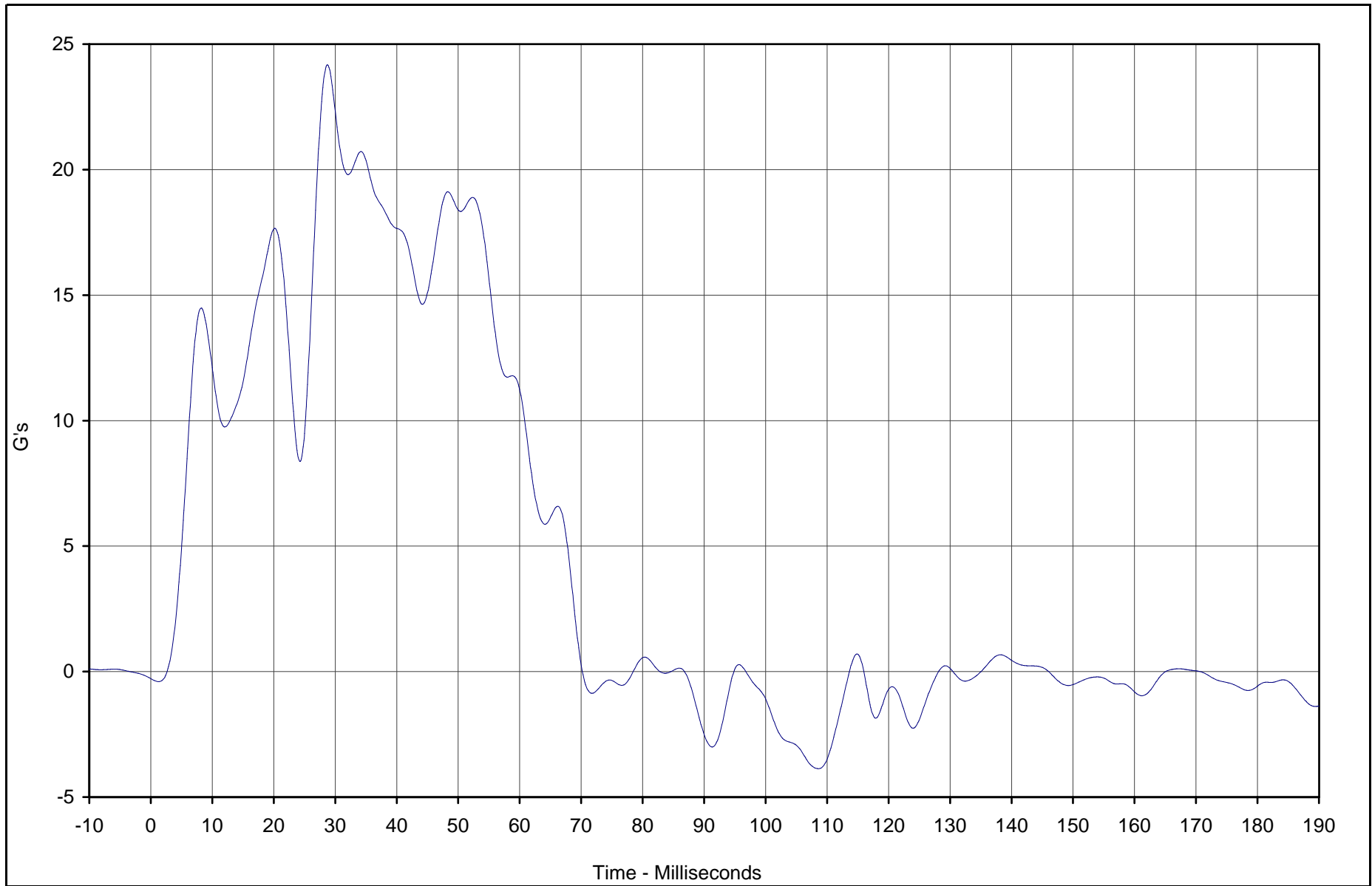
Test Date: 6/27/02

Test Program: 55/28 km/h Side Impact NCAP

NHTSA No.: HO5304

KAR22073-01

B-67



Curve Description	CURNO	Type	Units	Max	Time	Min	Time	SAE Class
Rear Floor Above Axle Y	034	FIL	G's	24.2	28.7	-3.9	108.6	60



Test Vehicle: 2003 Honda Pilot 4WD SUV

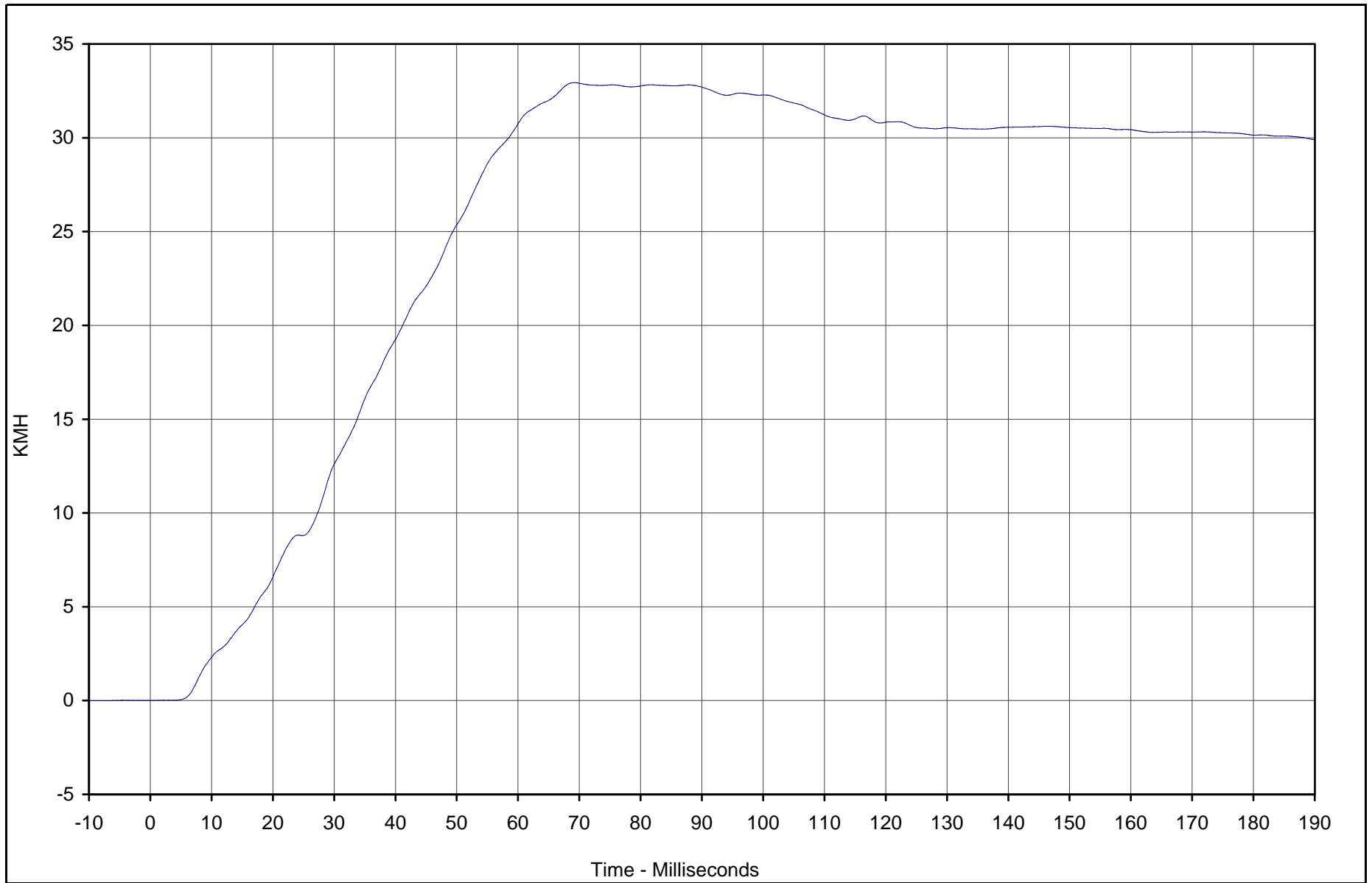
Test Date: 6/27/02

Test Program: 55/28 km/h Side Impact NCAP

NHTSA No.: HO5304

KAR22073-01

B-68



Curve Description	CURNO	Type	Units	Max	Time	Min	Time	SAE Class
Rear Floor Above Axle Y Velocity	034	IN1	KMH	32.9	69.2	0.0	0.0	180



Test Vehicle: 2003 Honda Pilot 4WD SUV

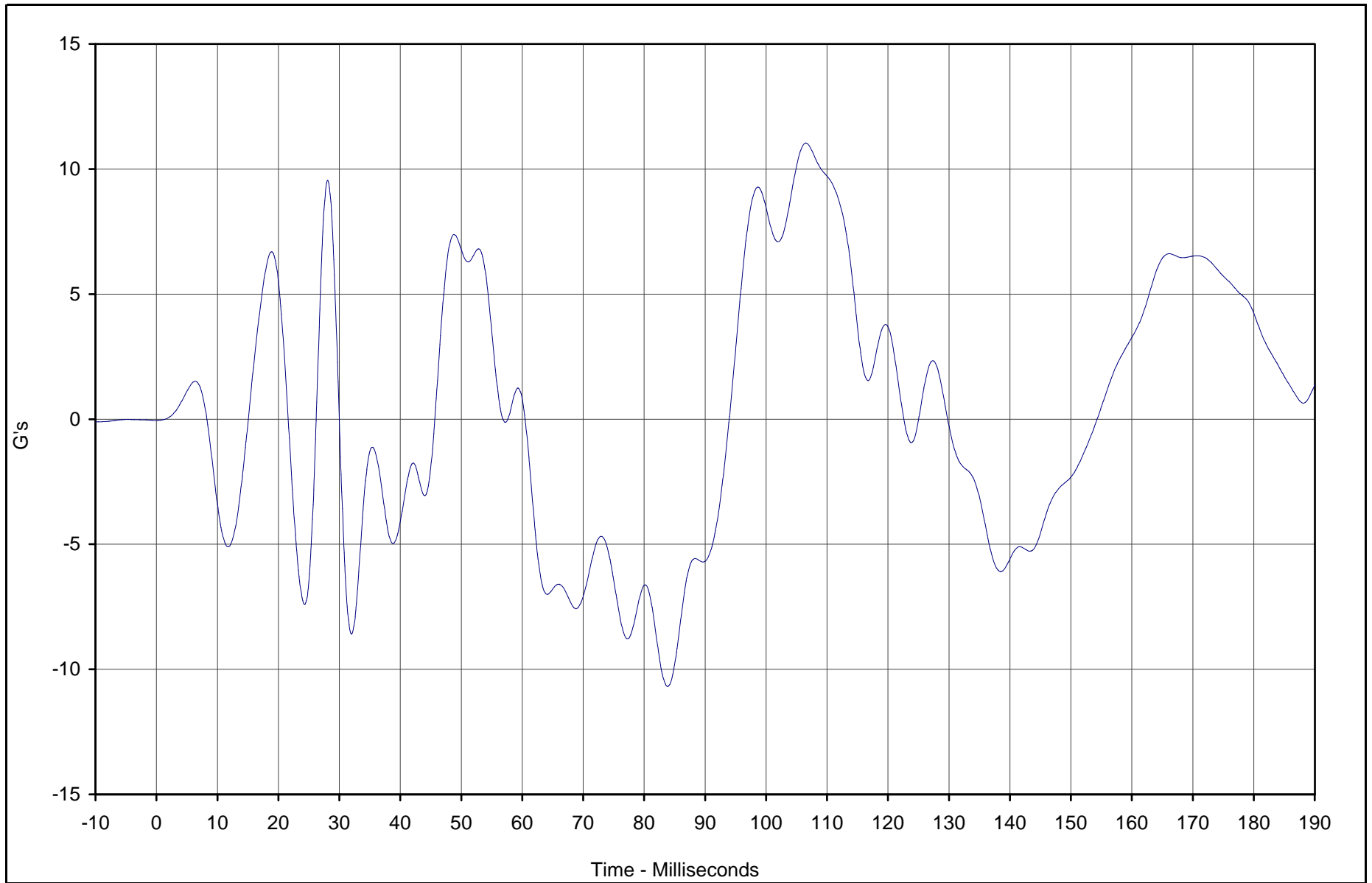
Test Date: 6/27/02

Test Program: 55/28 km/h Side Impact NCAP

NHTSA No.: HO5304

KAR22073-01

B-69



Curve Description	CURNO	Type	Units	Max	Time	Min	Time	SAE Class
Rear Floor Above Axle Z	035	FIL	G's	11.0	106.5	-10.7	83.9	60



Test Vehicle: 2003 Honda Pilot 4WD SUV

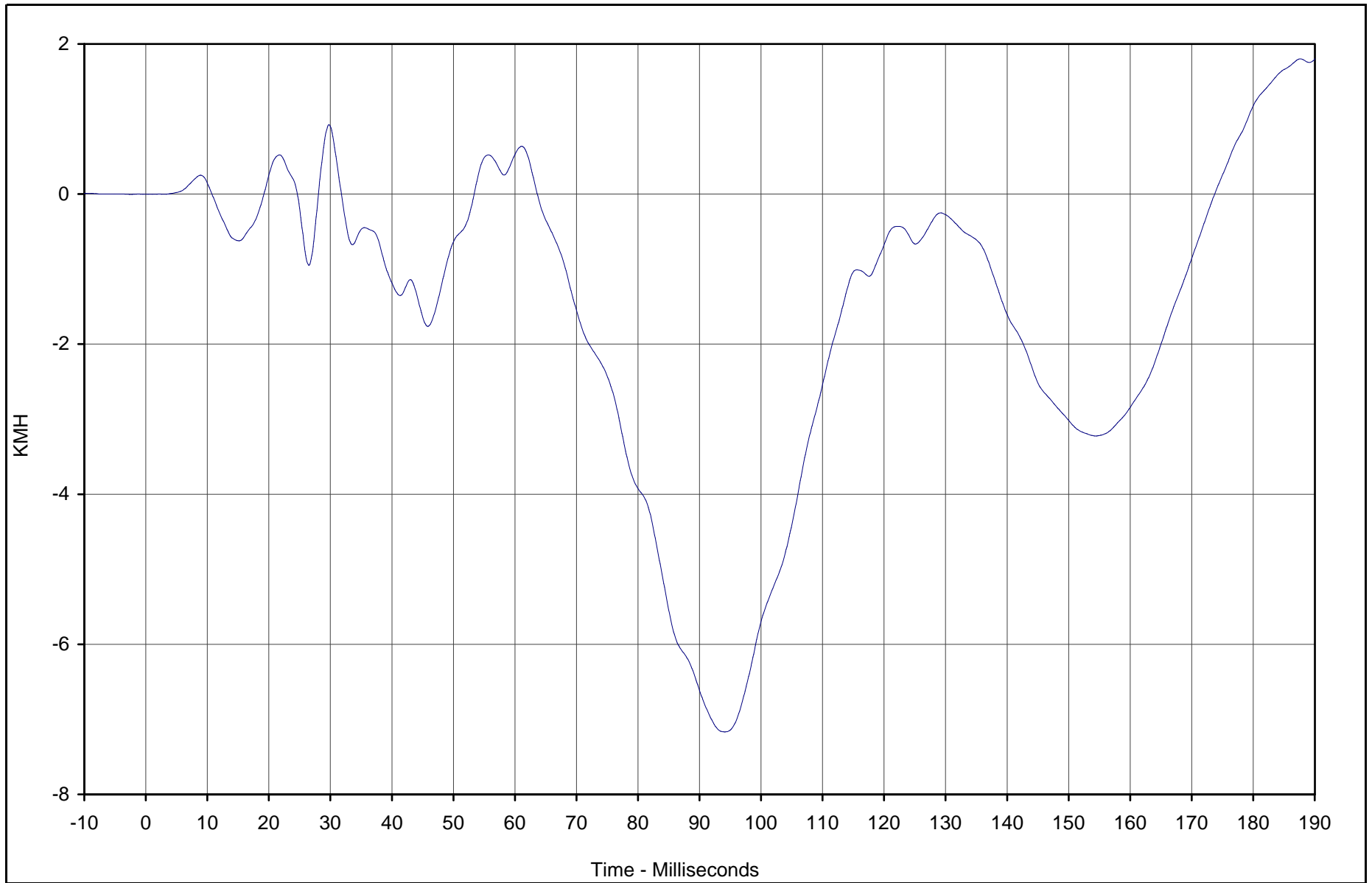
Test Date: 6/27/02

Test Program: 55/28 km/h Side Impact NCAP

NHTSA No.: HO5304

KAR22073-01

B-70



KAR22073-01

Curve Description	CURNO	Type	Units	Max	Time	Min	Time	SAE Class
Rear Floor Above Axle Z Velocity	035	IN1	KMH	1.8	187.7	-7.2	94.1	180



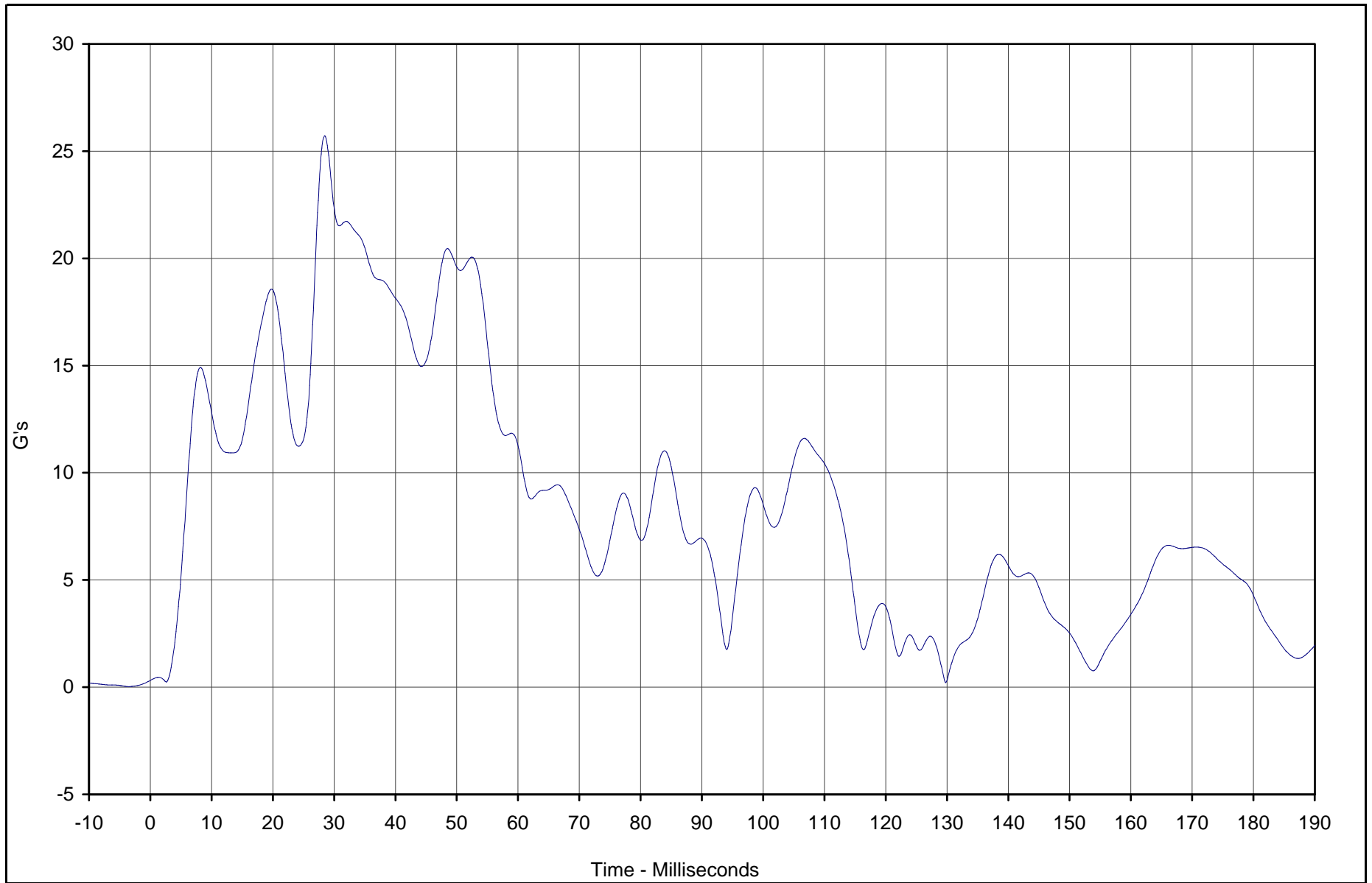
Test Vehicle: 2003 Honda Pilot 4WD SUV

Test Date: 6/27/02

Test Program: 55/28 km/h Side Impact NCAP

NHTSA No.: HO5304

B-71



Curve Description	CURNO	Type	Units	Max	Time	Min	Time	SAE Class
Rear Floor Above Axle Resultant	033	RES	G's	25.7	28.5	0.2	129.8	60



Test Vehicle: 2003 Honda Pilot 4WD SUV

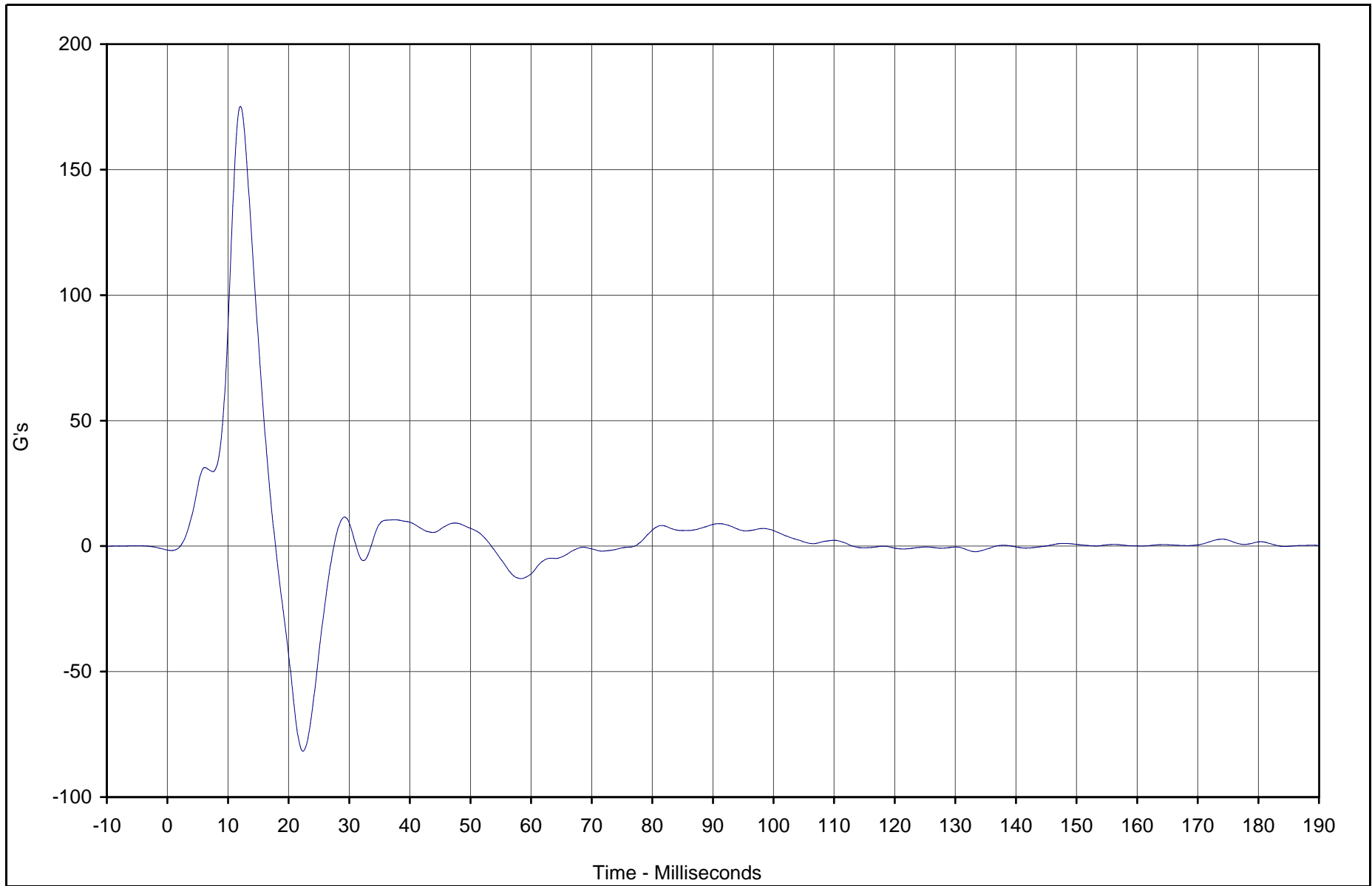
Test Date: 6/27/02

Test Program: 55/28 km/h Side Impact NCAP

NHTSA No.: HO5304

KAR22073-01

B-72



Curve Description	CURNO	Type	Units	Max	Time	Min	Time	SAE Class
Left Sill Rear Door Y	036	FIL	G's	175.1	12.0	-81.7	22.4	60



Test Vehicle: 2003 Honda Pilot 4WD SUV

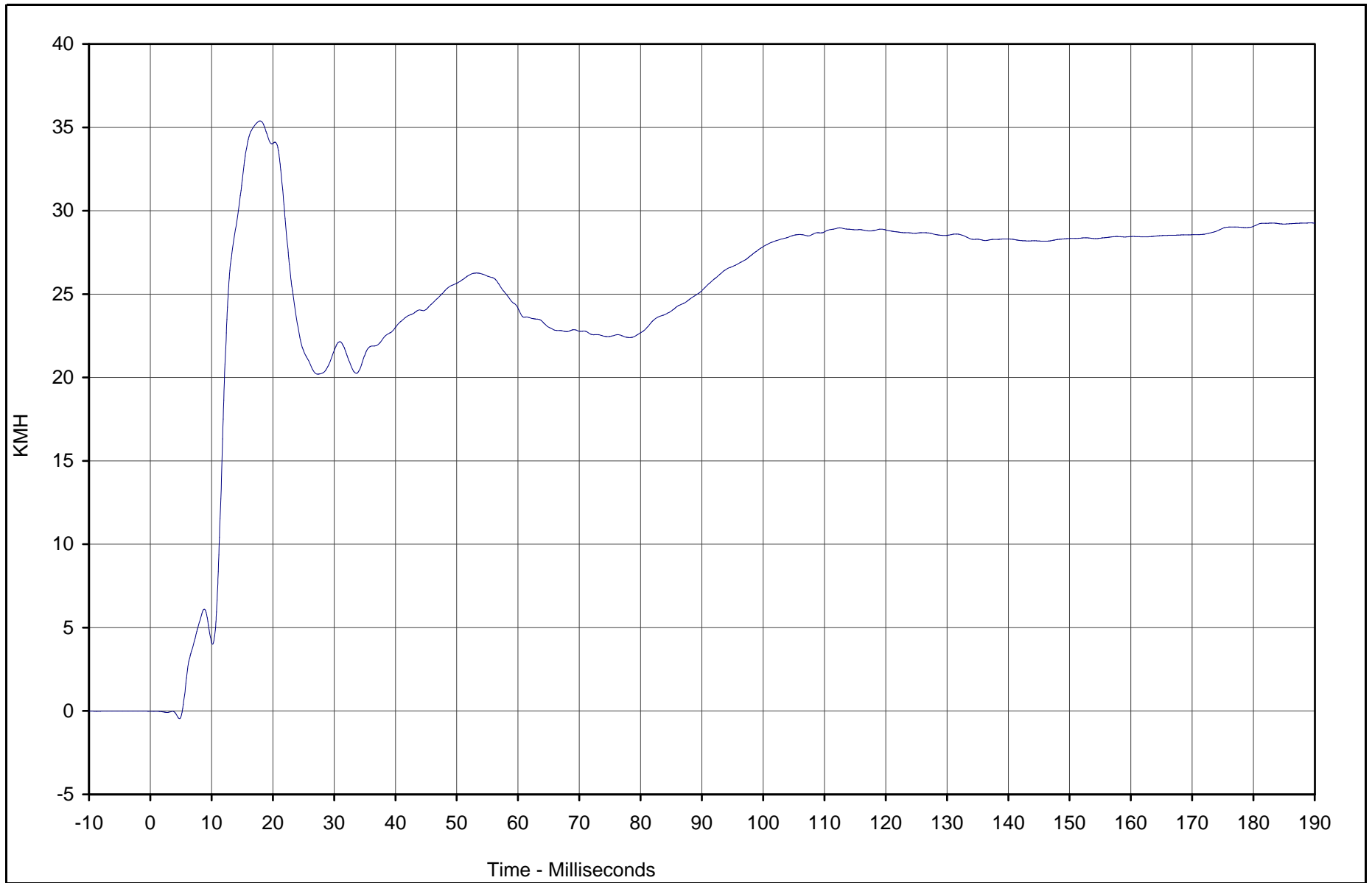
Test Date: 6/27/02

Test Program: 55/28 km/h Side Impact NCAP

NHTSA No.: HO5304

KAR22073-01

B-73



Curve Description	CURNO	Type	Units	Max	Time	Min	Time	SAE Class
Left Sill Rear Door Y Velocity	036	IN1	KMH	35.4	17.9	-0.4	4.8	180



Test Vehicle: 2003 Honda Pilot 4WD SUV

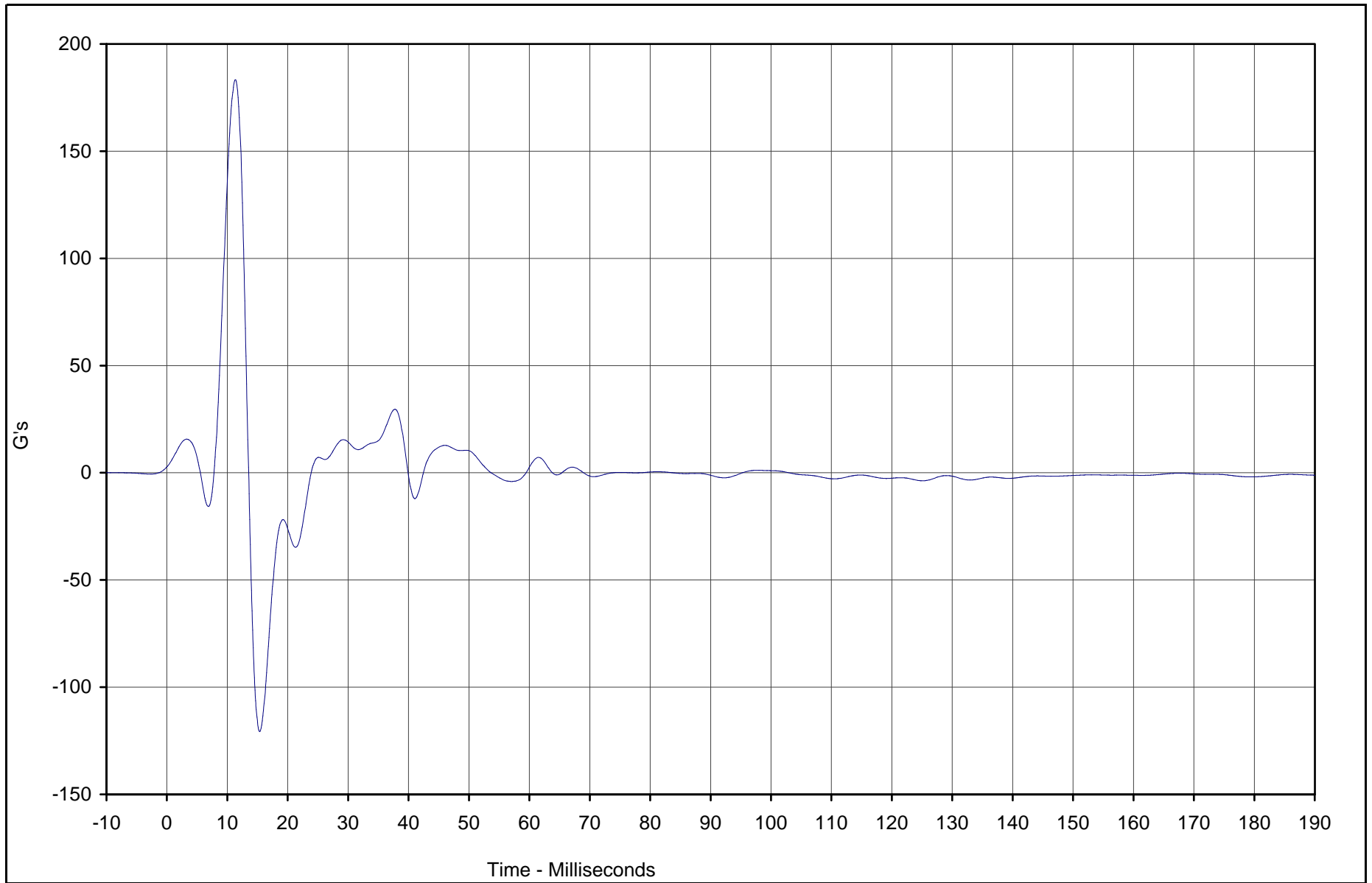
Test Date: 6/27/02

Test Program: 55/28 km/h Side Impact NCAP

NHTSA No.: HO5304

KAR22073-01

B-74



Curve Description	CURNO	Type	Units	Max	Time	Min	Time	SAE Class
Left Sill Front Door Y	037	FIL	G's	183.4	11.3	-120.7	15.4	60



Test Vehicle: 2003 Honda Pilot 4WD SUV

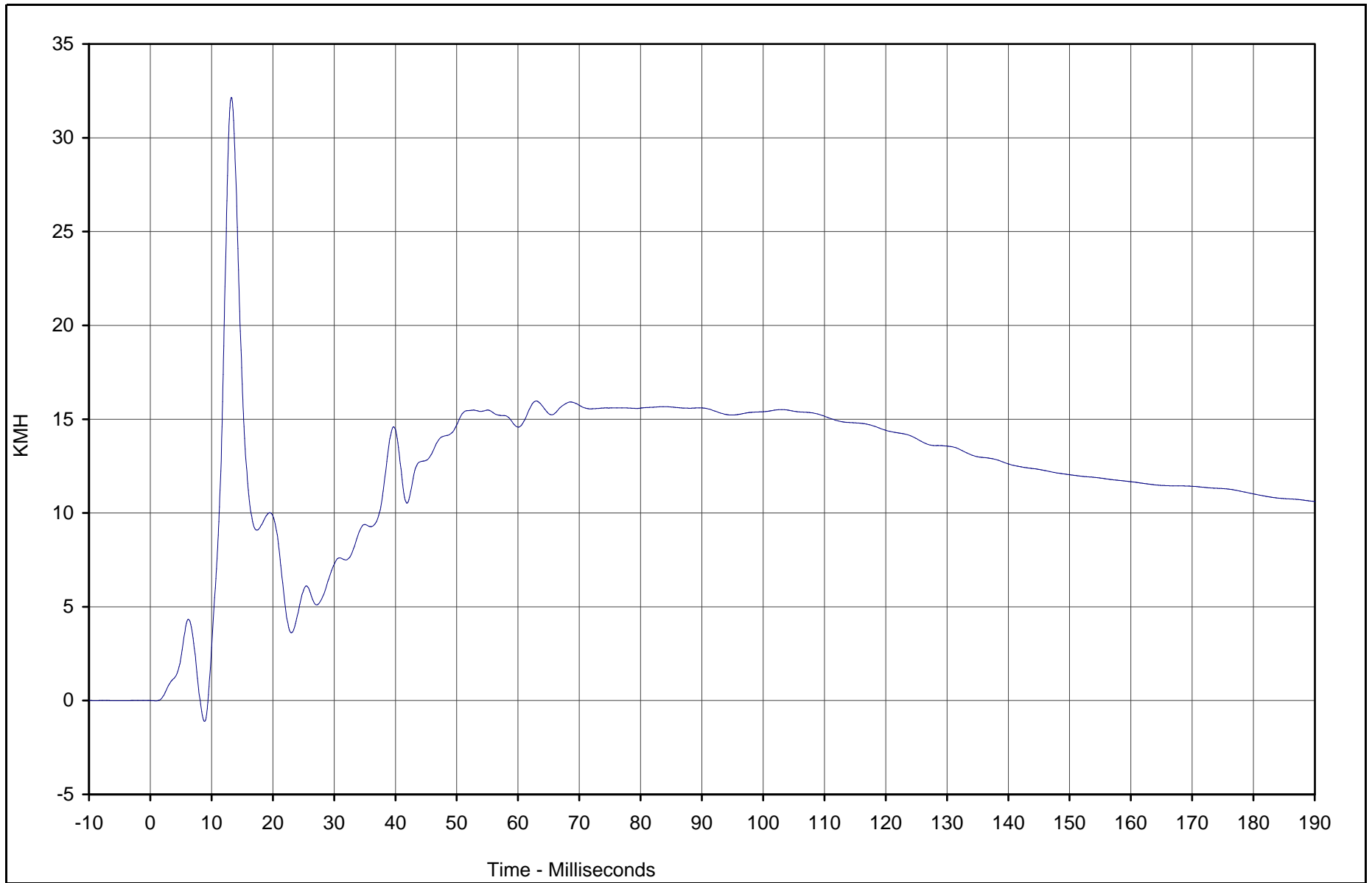
Test Date: 6/27/02

Test Program: 55/28 km/h Side Impact NCAP

NHTSA No.: HO5304

KAR22073-01

B-75



Curve Description	CURNO	Type	Units	Max	Time	Min	Time	SAE Class
Left Sill Front Door Y Velocity	037	IN1	KMH	32.1	13.2	-1.1	8.9	180



Test Vehicle: 2003 Honda Pilot 4WD SUV

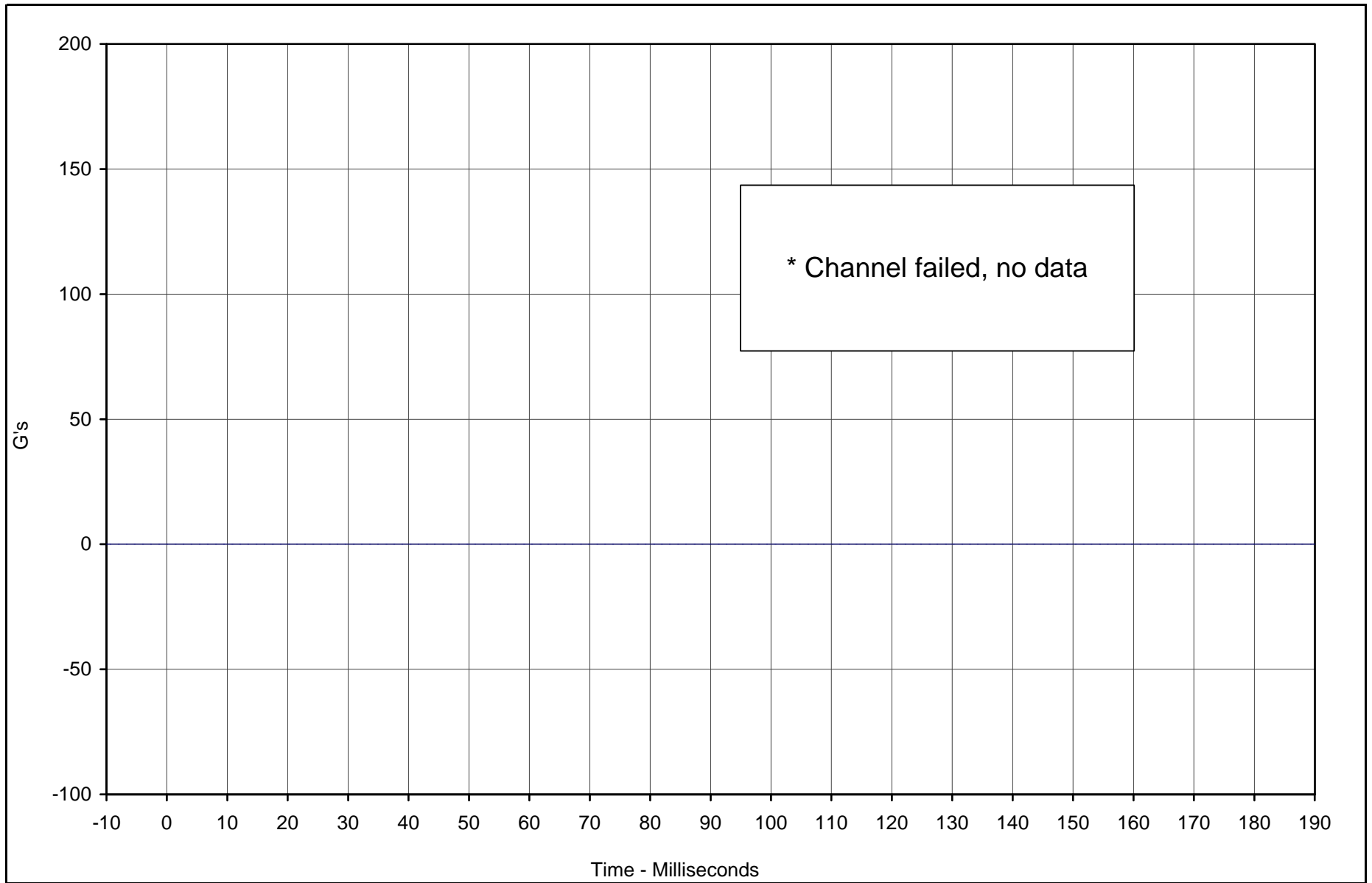
Test Date: 6/27/02

Test Program: 55/28 km/h Side Impact NCAP

NHTSA No.: HO5304

KAR22073-01

B-76



* Channel failed, no data

Curve Description	CURNO	Type	Units	Max	Time	Min	Time	SAE Class
Left Front Door CL Y	038	FIL	G's	0.0	0.0	0.0	0.0	60



Test Vehicle: 2003 Honda Pilot 4WD SUV

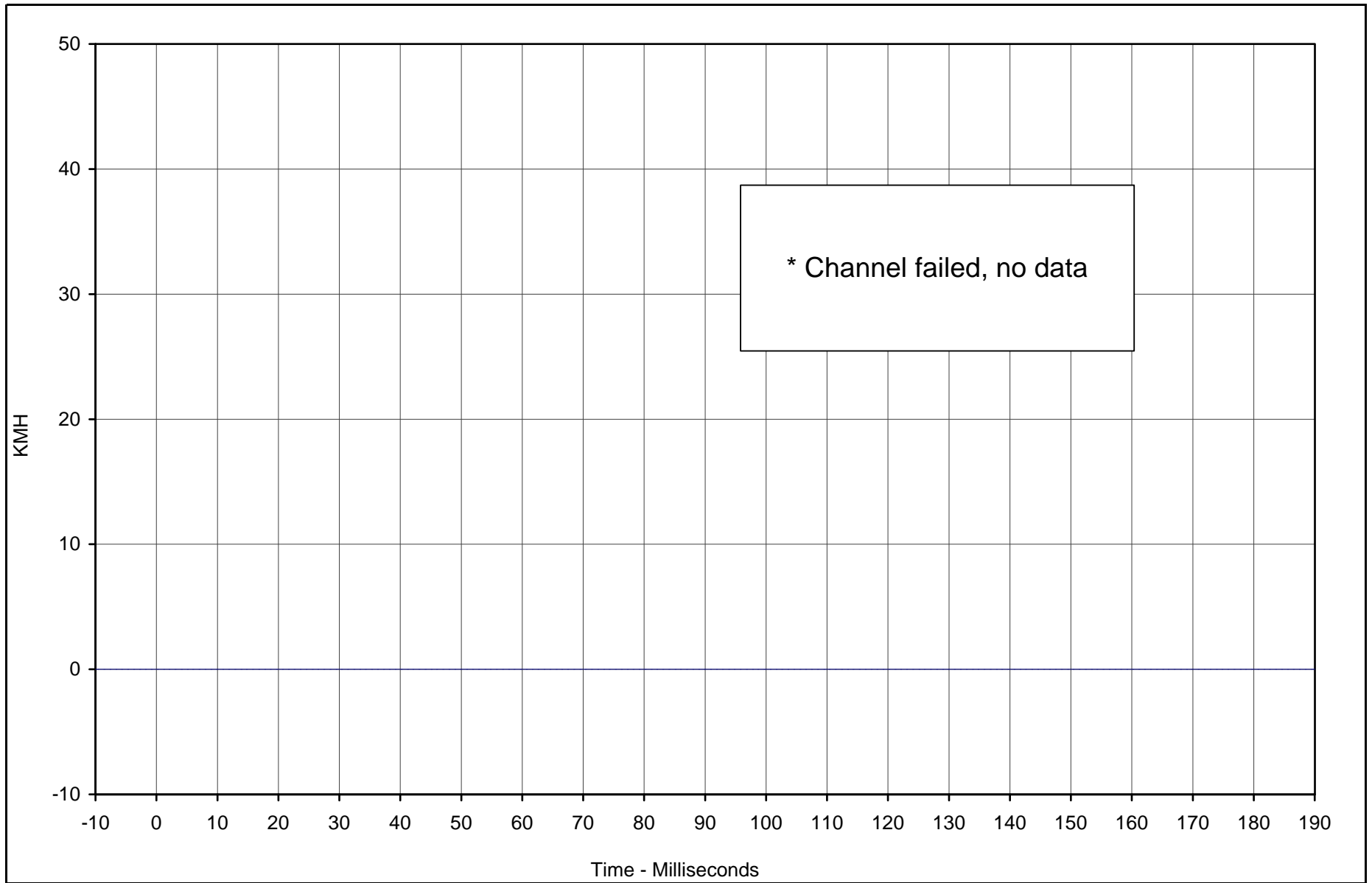
Test Date: 6/27/02

Test Program: 55/28 km/h Side Impact NCAP

NHTSA No.: HO5304

KAR22073-01

B-77



* Channel failed, no data

Curve Description	CURNO	Type	Units	Max	Time	Min	Time	SAE Class
Left Front Door CL Y Velocity	038	IN1	KMH	0.0	0.0	0.0	0.0	180



Test Vehicle: 2003 Honda Pilot 4WD SUV

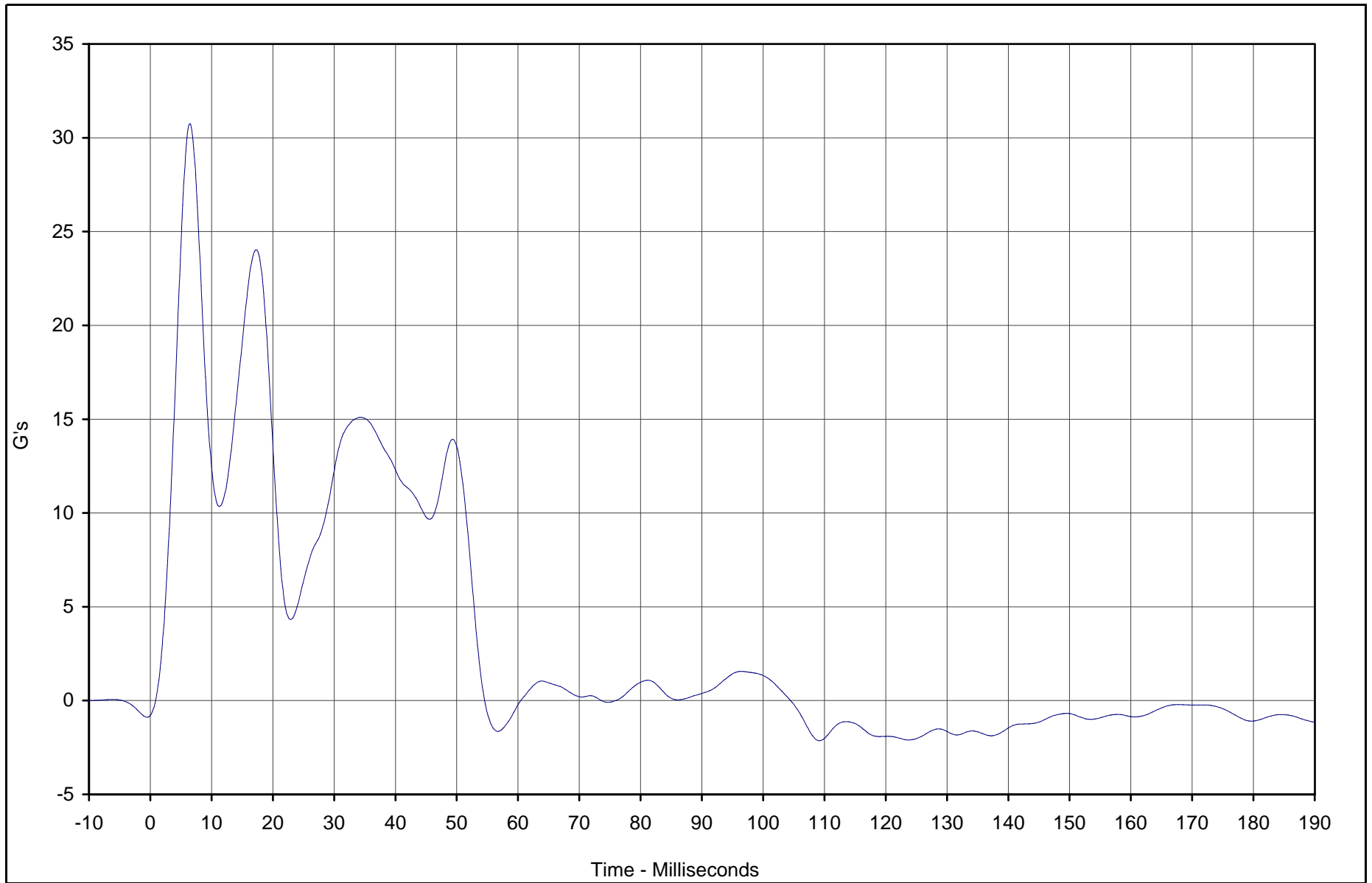
Test Date: 6/27/02

Test Program: 55/28 km/h Side Impact NCAP

NHTSA No.: HO5304

KAR22073-01

B-78



Curve Description	CURNO	Type	Units	Max	Time	Min	Time	SAE Class
Right Rear Occ. Comp. Y	039	FIL	G's	30.7	6.5	-2.1	109.2	60



Test Vehicle: 2003 Honda Pilot 4WD SUV

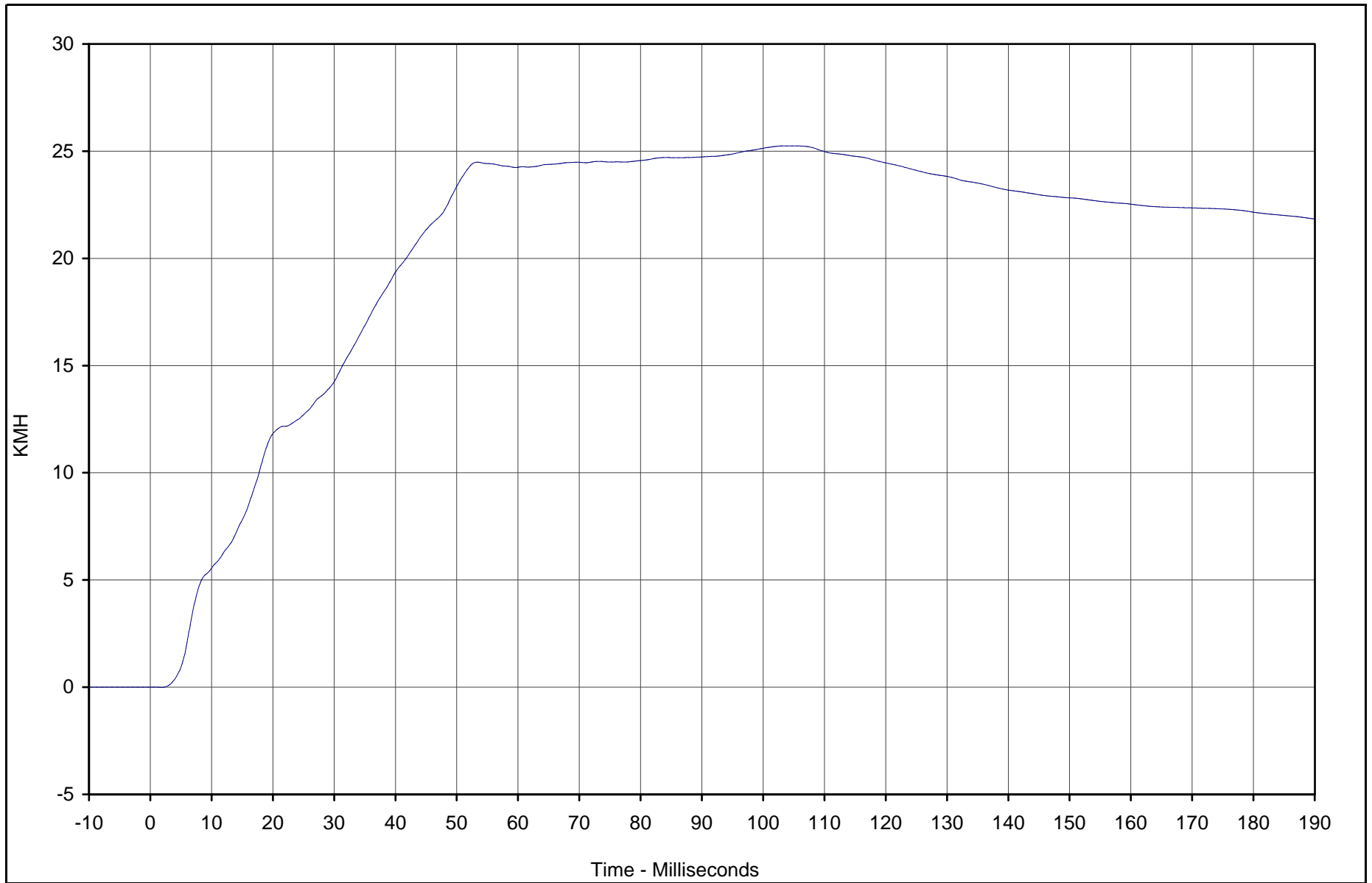
Test Date: 6/27/02

Test Program: 55/28 km/h Side Impact NCAP

NHTSA No.: HO5304

KAR22073-01

B-79



Curve Description	CURNO	Type	Units	Max	Time	Min	Time	SAE Class
Right Rear Occ. Comp. Y Velocity	039	IN1	KMH	25.2	104.8	0.0	1.8	180



Test Vehicle: 2003 Honda Pilot 4WD SUV

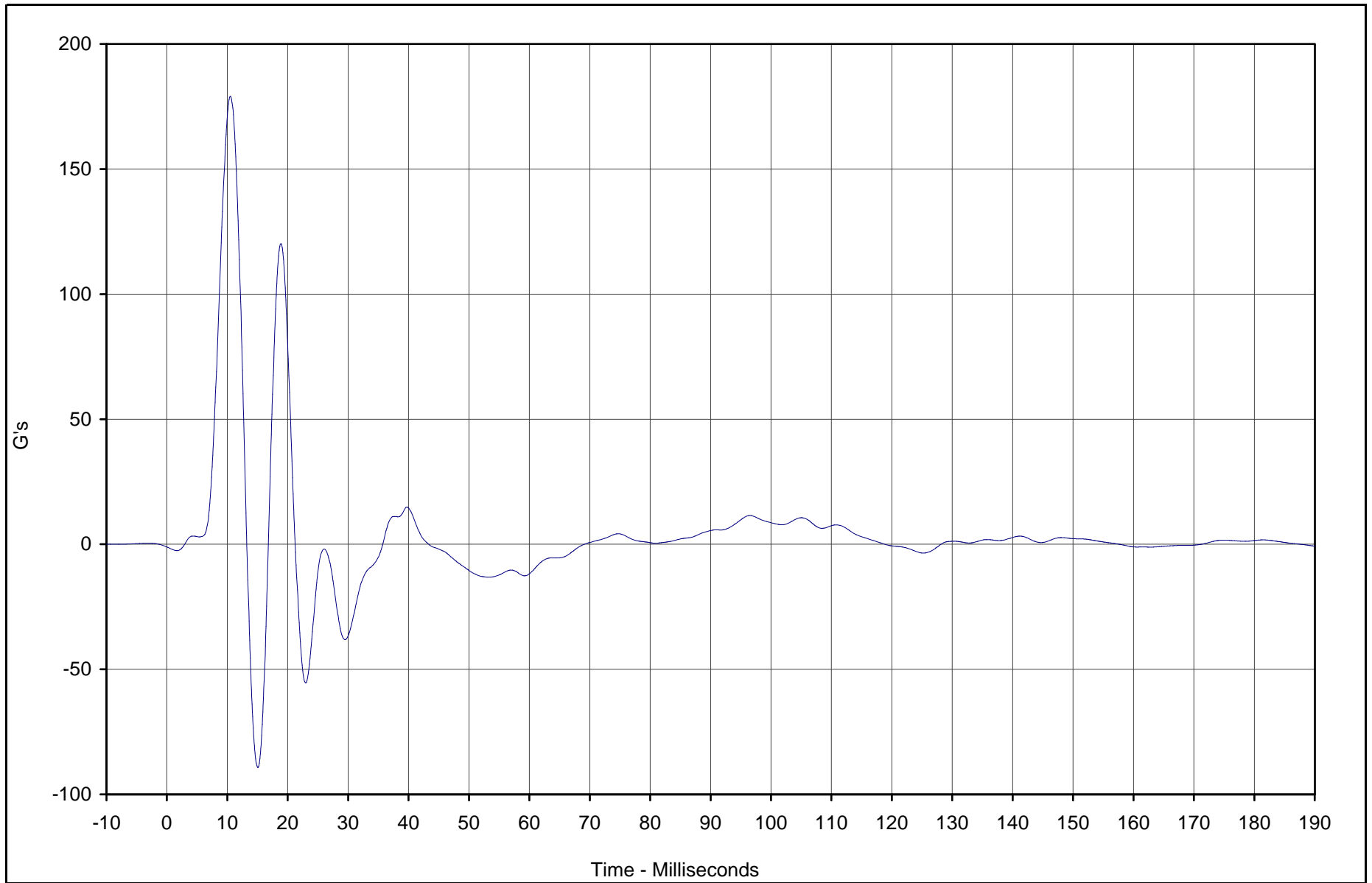
Test Date: 6/27/02

Test Program: 55/28 km/h Side Impact NCAP

NHTSA No.: HO5304

KAR22073-01

B-80



Curve Description	CURNO	Type	Units	Max	Time	Min	Time	SAE Class
Left Front Door Mid-Rear Y	040	FIL	G's	179.1	10.5	-89.2	15.1	60



Test Vehicle: 2003 Honda Pilot 4WD SUV

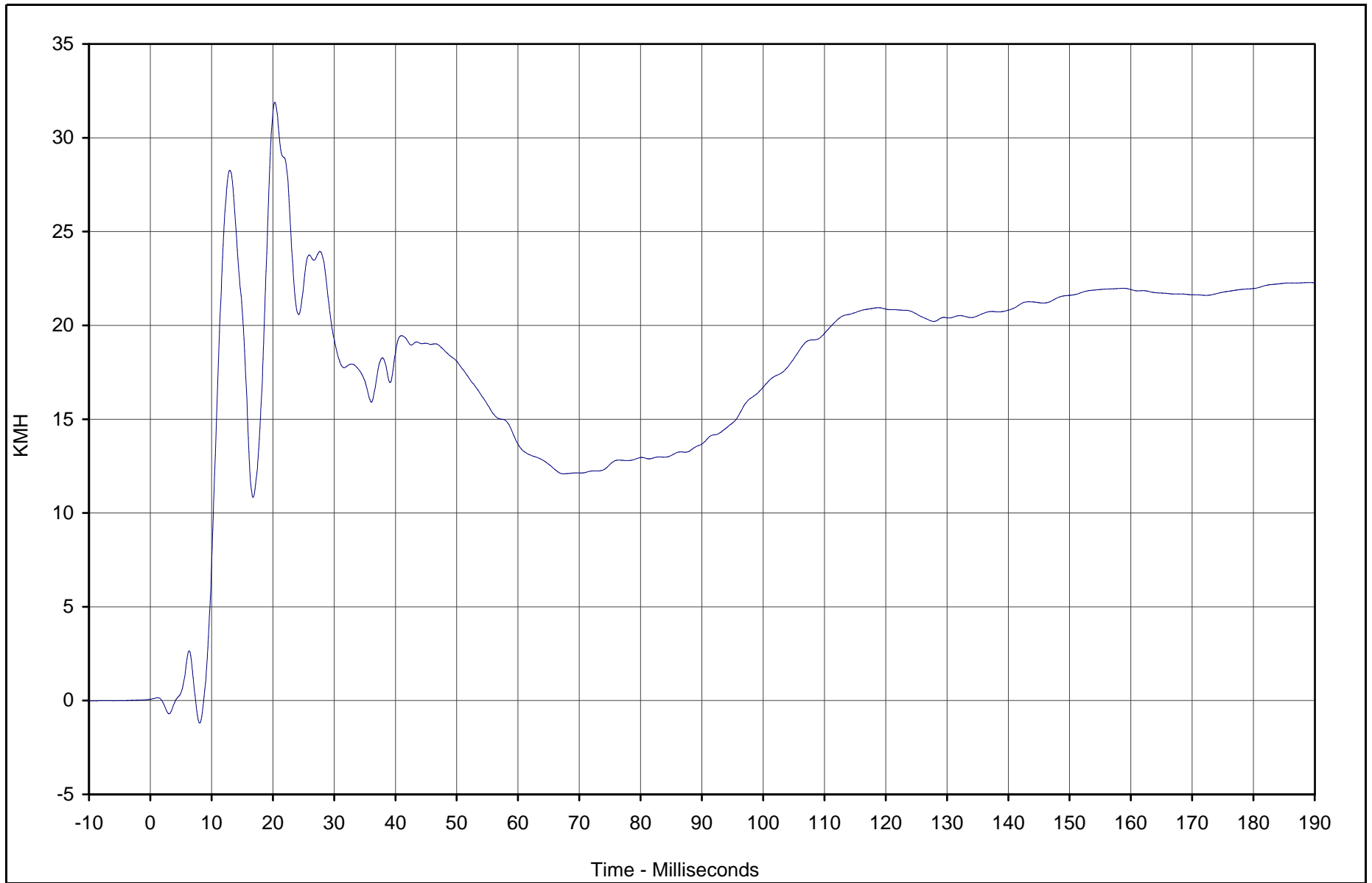
Test Date: 6/27/02

Test Program: 55/28 km/h Side Impact NCAP

NHTSA No.: HO5304

KAR22073-01

B-81



Curve Description	CURNO	Type	Units	Max	Time	Min	Time	SAE Class
Left Front Door Mid-Rear Y Velocity	040	IN1	KMH	31.9	20.3	-1.2	8.1	180



Test Vehicle: 2003 Honda Pilot 4WD SUV

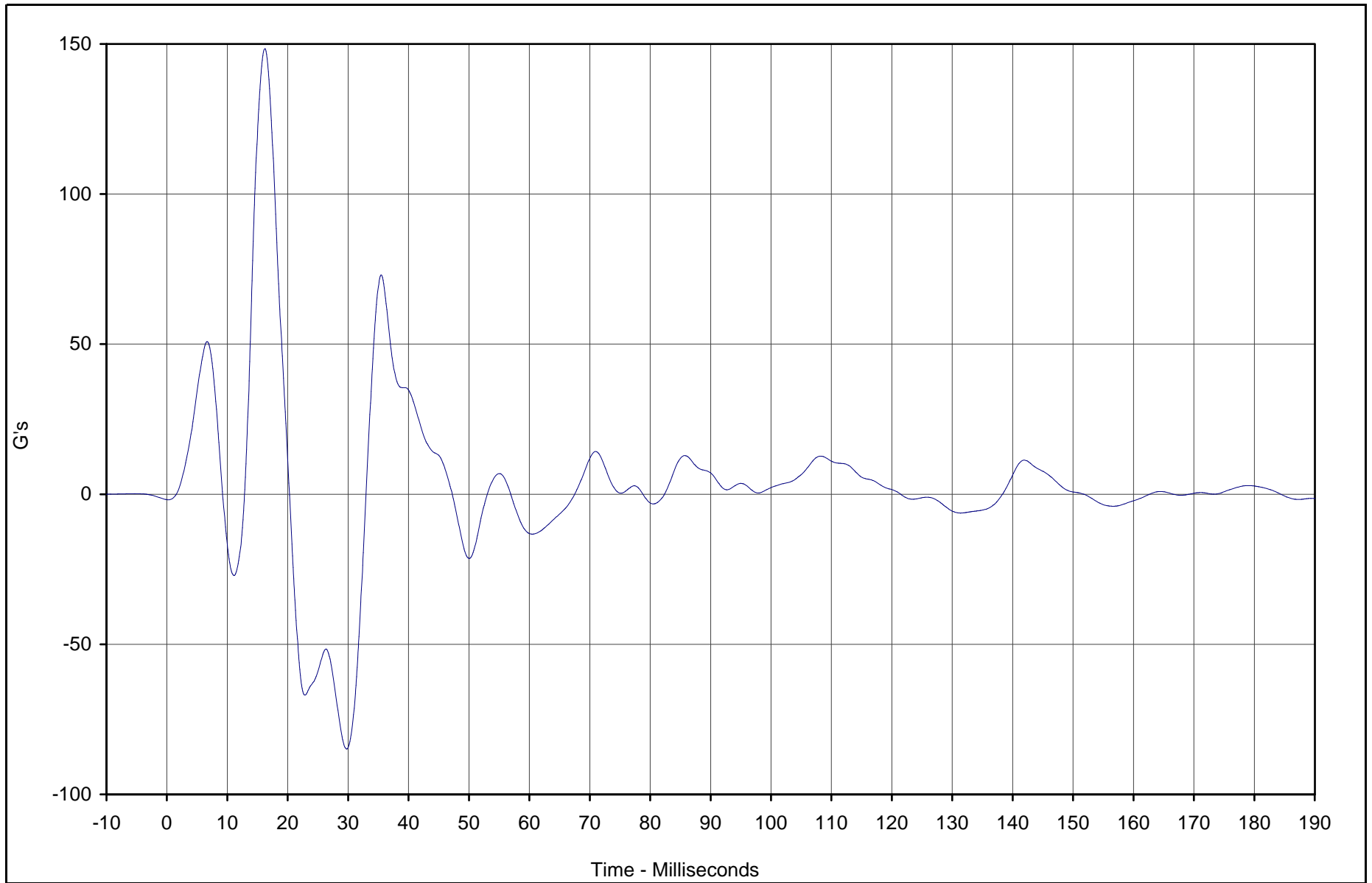
Test Date: 6/27/02

Test Program: 55/28 km/h Side Impact NCAP

NHTSA No.: HO5304

KAR22073-01

B-82



KAR22073-01

Curve Description	CURNO	Type	Units	Max	Time	Min	Time	SAE Class
Left Front Door Upper CL Y	041	FIL	G's	148.4	16.2	-84.9	29.7	60



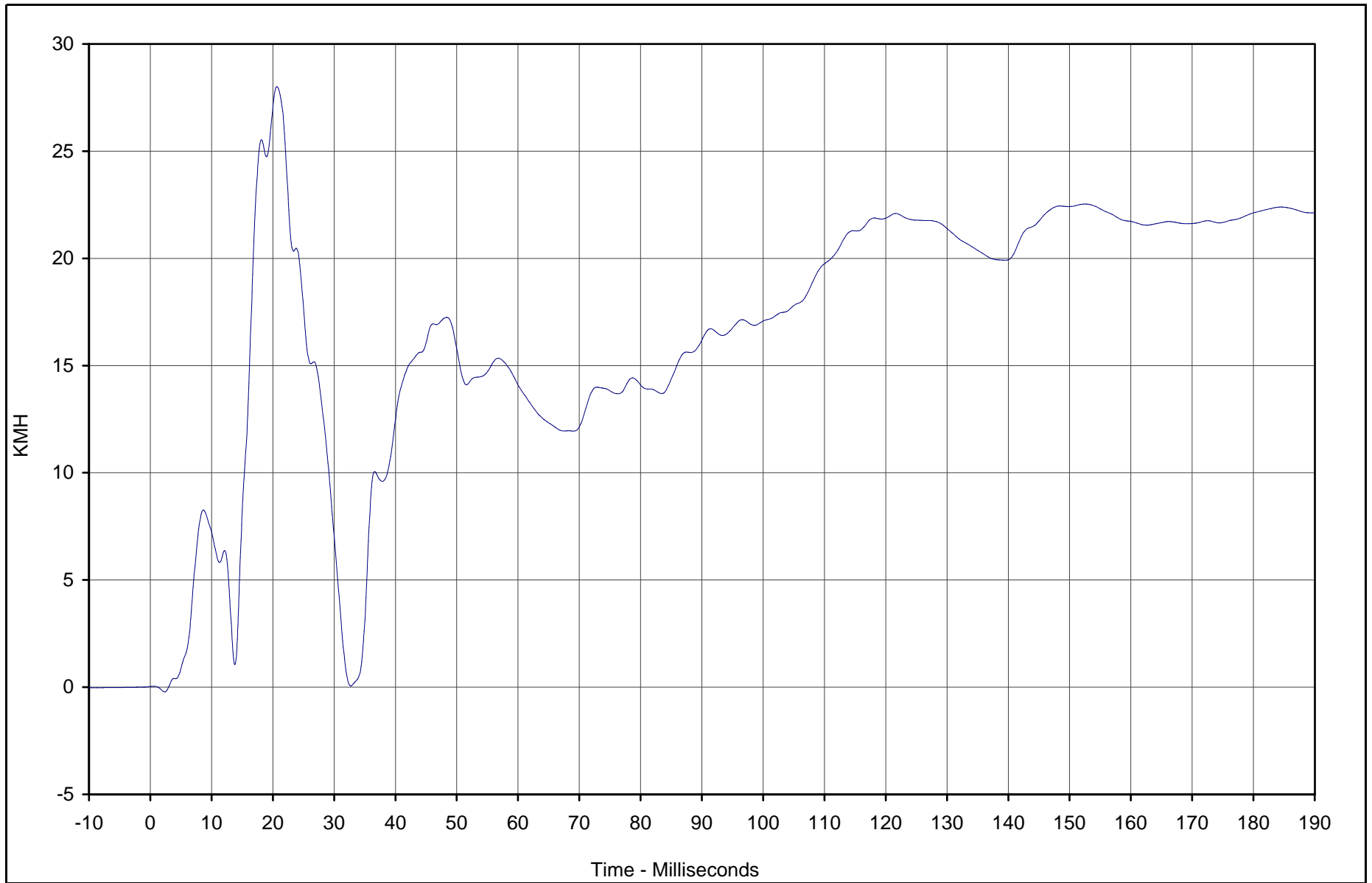
Test Vehicle: 2003 Honda Pilot 4WD SUV

Test Date: 6/27/02

Test Program: 55/28 km/h Side Impact NCAP

NHTSA No.: HO5304

B-83



KAR22073-01

Curve Description	CURNO	Type	Units	Max	Time	Min	Time	SAE Class
Left Front Door Upper CL Y Velocity	041	IN1	KMH	28.0	20.7	-0.2	2.3	180



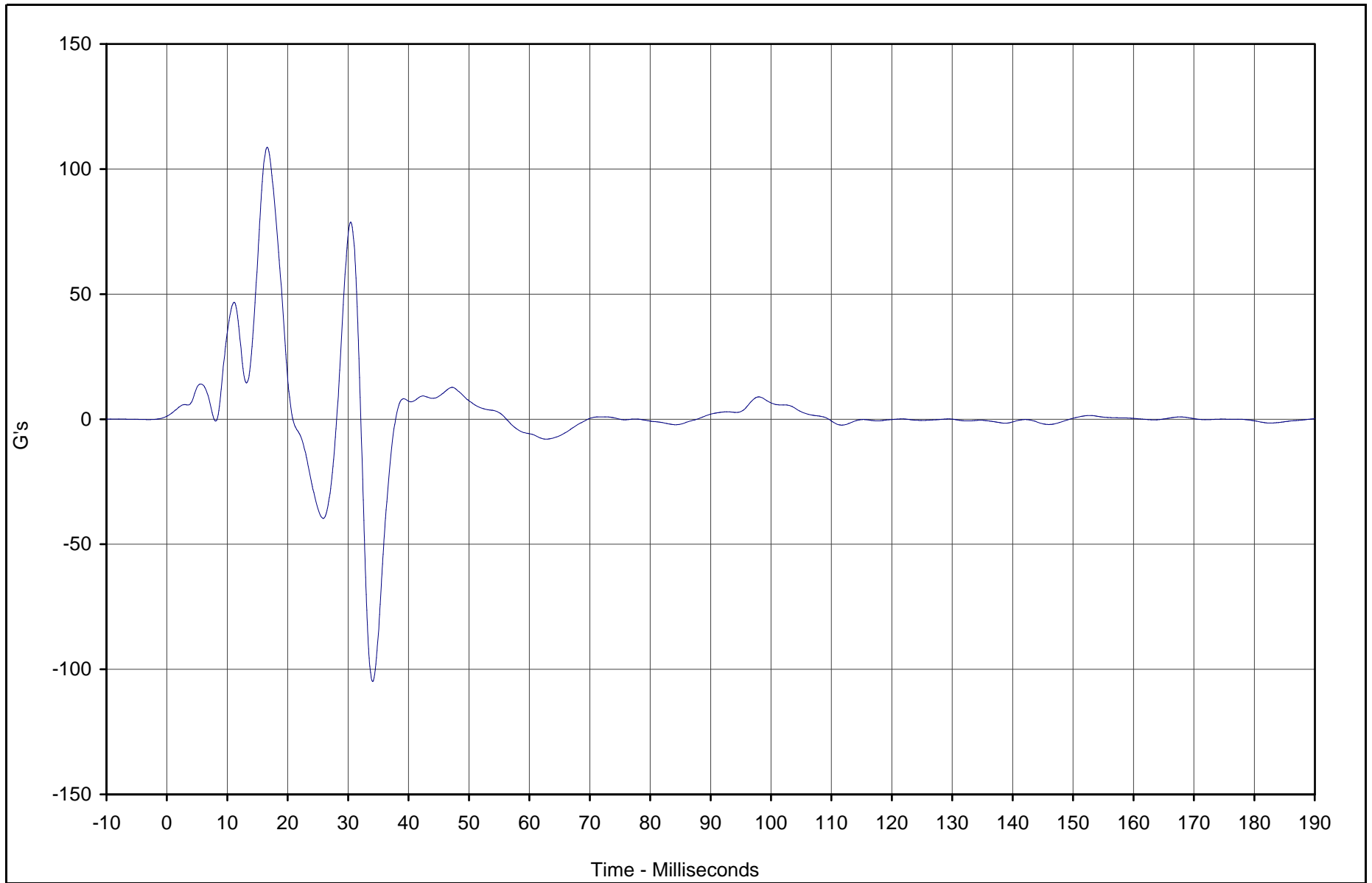
Test Vehicle: 2003 Honda Pilot 4WD SUV

Test Date: 6/27/02

Test Program: 55/28 km/h Side Impact NCAP

NHTSA No.: HO5304

B-84



Curve Description	CURNO	Type	Units	Max	Time	Min	Time	SAE Class
Left Rear Door Mid-Rear Y	042	FIL	G's	108.7	16.6	-104.8	34.1	60



Test Vehicle: 2003 Honda Pilot 4WD SUV

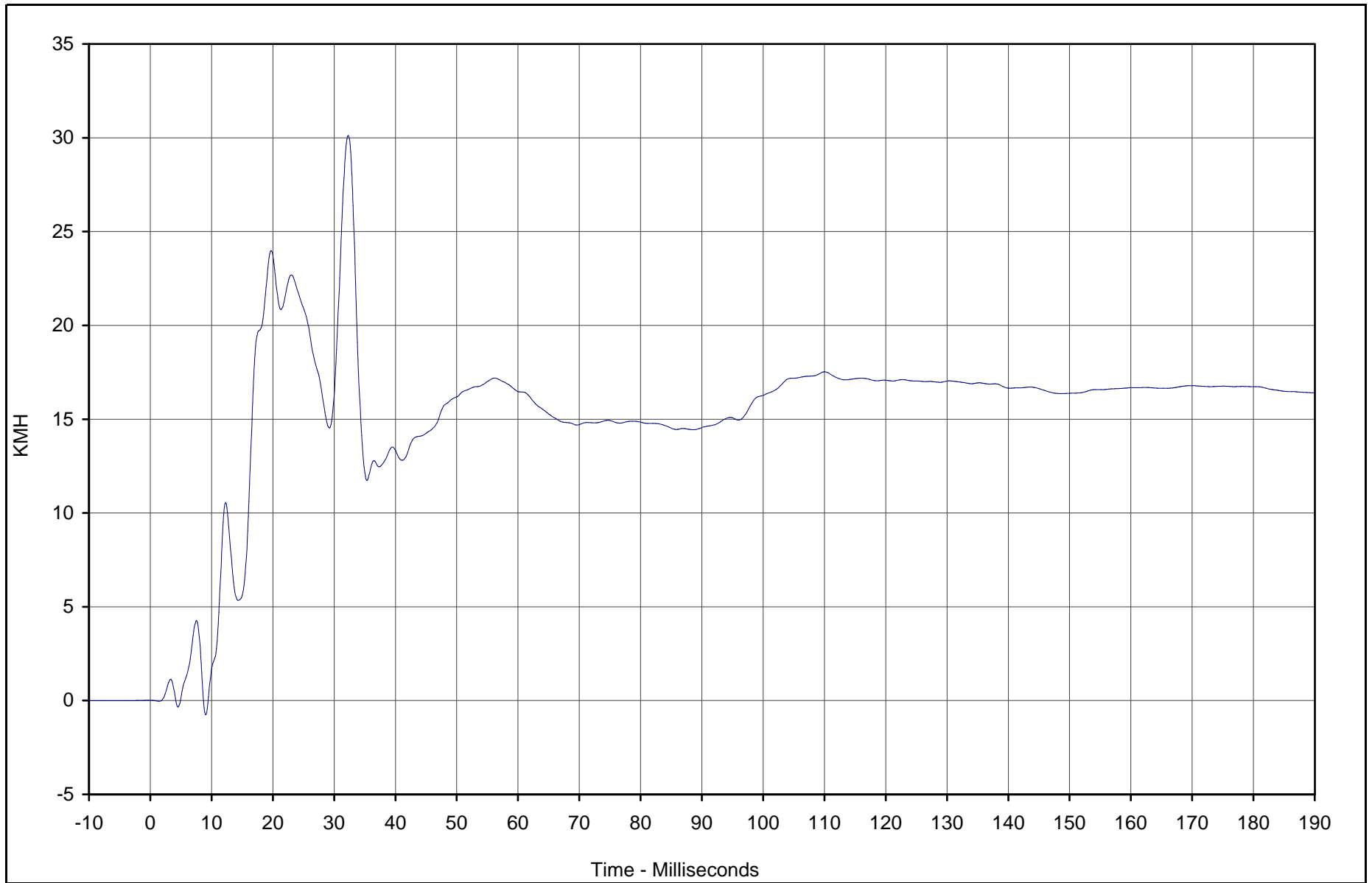
Test Date: 6/27/02

Test Program: 55/28 km/h Side Impact NCAP

NHTSA No.: HO5304

KAR22073-01

B-85



KAR22073-01

Curve Description	CURNO	Type	Units	Max	Time	Min	Time	SAE Class
Left Rear Door Mid-Rear Y Velocity	042	IN1	KMH	30.1	32.3	-0.8	9.1	180



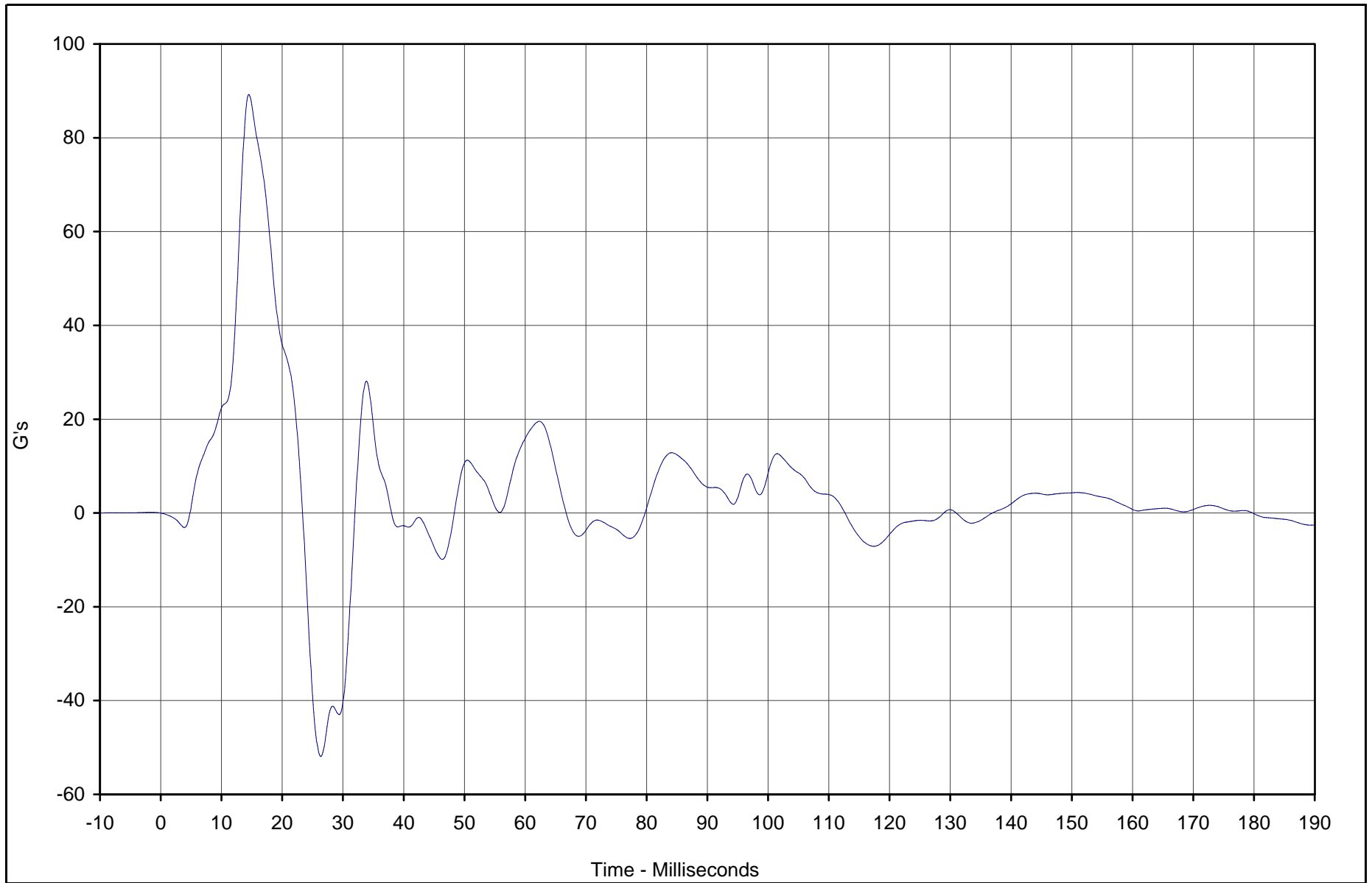
Test Vehicle: 2003 Honda Pilot 4WD SUV

Test Date: 6/27/02

Test Program: 55/28 km/h Side Impact NCAP

NHTSA No.: HO5304

B-86



Curve Description	CURNO	Type	Units	Max	Time	Min	Time	SAE Class
Left Rear Door Upper CL Y	043	FIL	G's	89.2	14.5	-51.9	26.4	60



Test Vehicle: 2003 Honda Pilot 4WD SUV

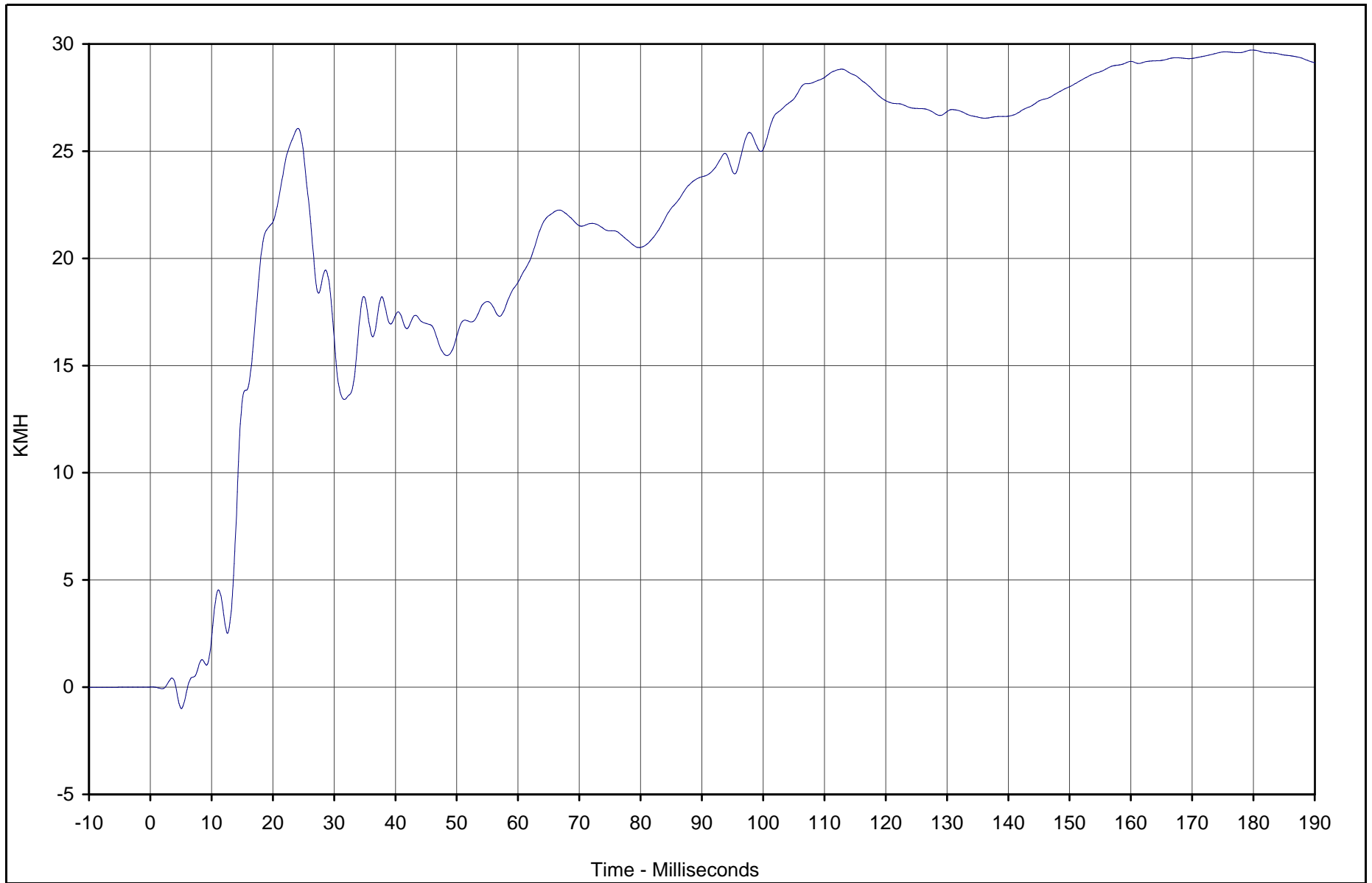
Test Date: 6/27/02

Test Program: 55/28 km/h Side Impact NCAP

NHTSA No.: HO5304

KAR22073-01

B-87



KAR22073-01

Curve Description	CURNO	Type	Units	Max	Time	Min	Time	SAE Class
Left Rear Door Upper CL Y Velocity	043	IN1	KMH	29.7	179.8	-1.0	5.1	180



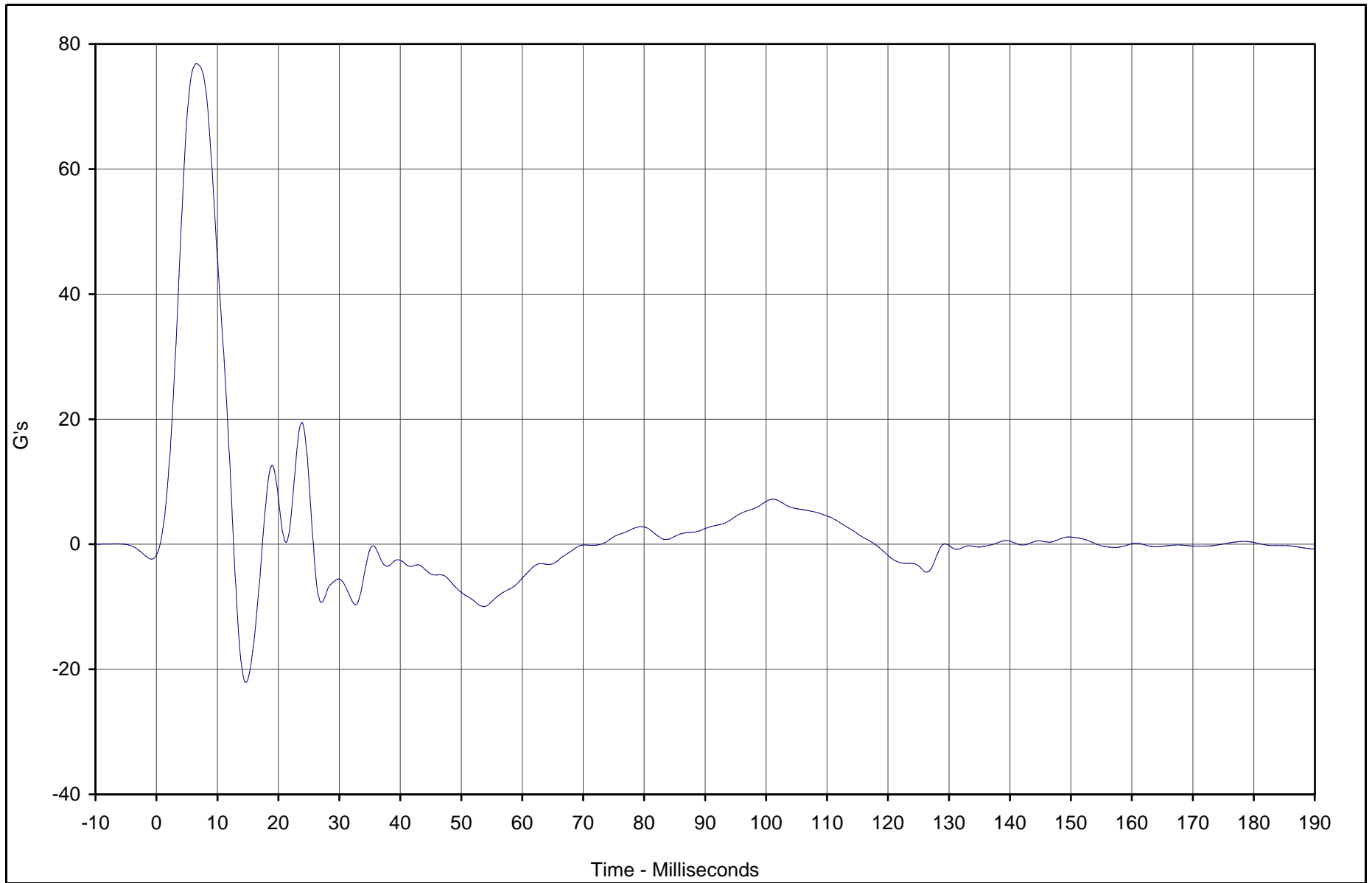
Test Vehicle: 2003 Honda Pilot 4WD SUV

Test Date: 6/27/02

Test Program: 55/28 km/h Side Impact NCAP

NHTSA No.: HO5304

B-88



Curve Description	CURNO	Type	Units	Max	Time	Min	Time	SAE Class
B-Post Lower Y	044	FIL	G's	76.9	6.6	-22.1	14.7	60



Test Vehicle: 2003 Honda Pilot 4WD SUV

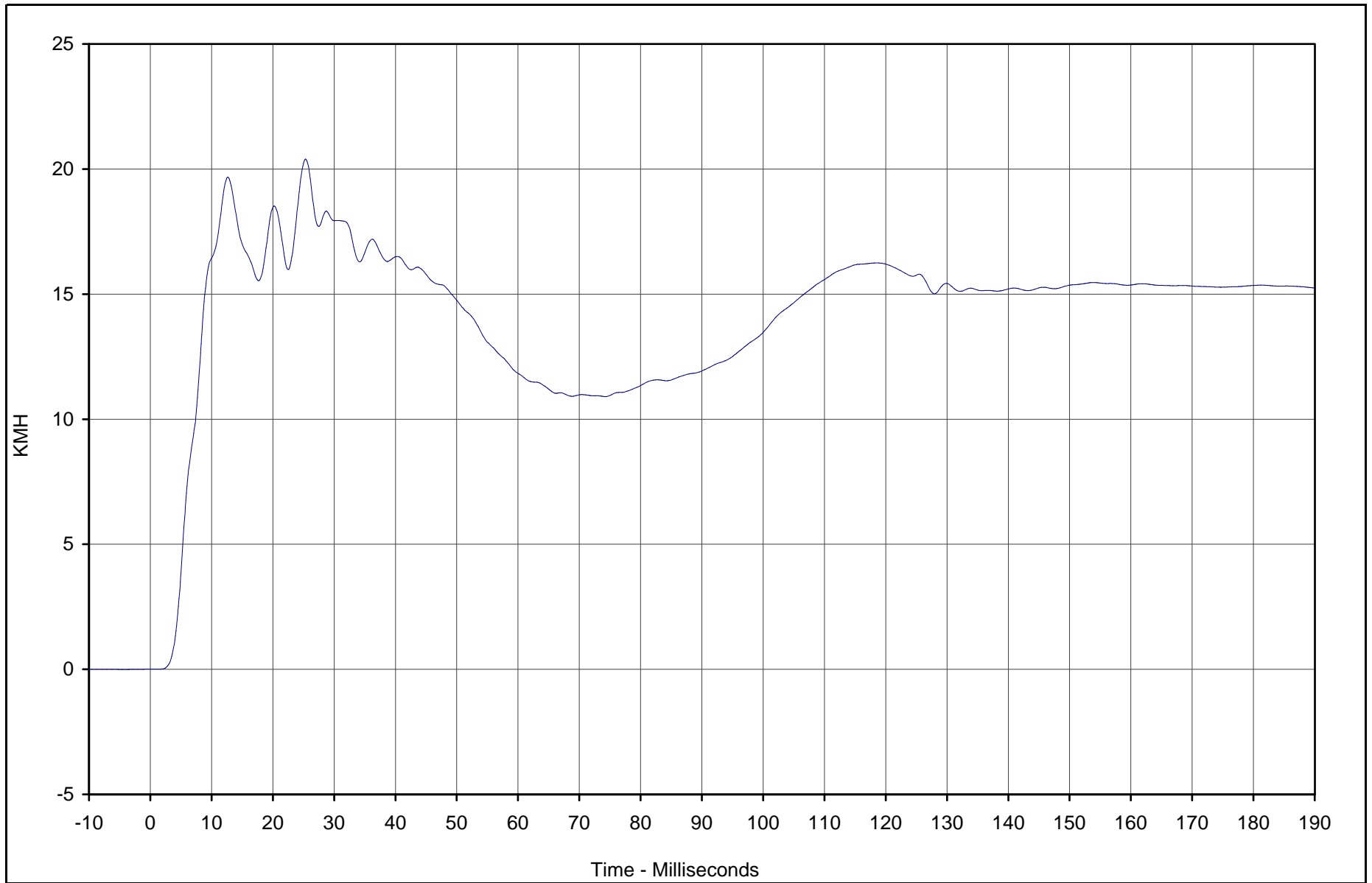
Test Date: 6/27/02

Test Program: 55/28 km/h Side Impact NCAP

NHTSA No.: HO5304

KAR22073-01

B-89



KAR22073-01

Curve Description	CURNO	Type	Units	Max	Time	Min	Time	SAE Class
B-Post Lower Y Velocity	044	IN1	KMH	20.4	25.3	0.0	0.0	180



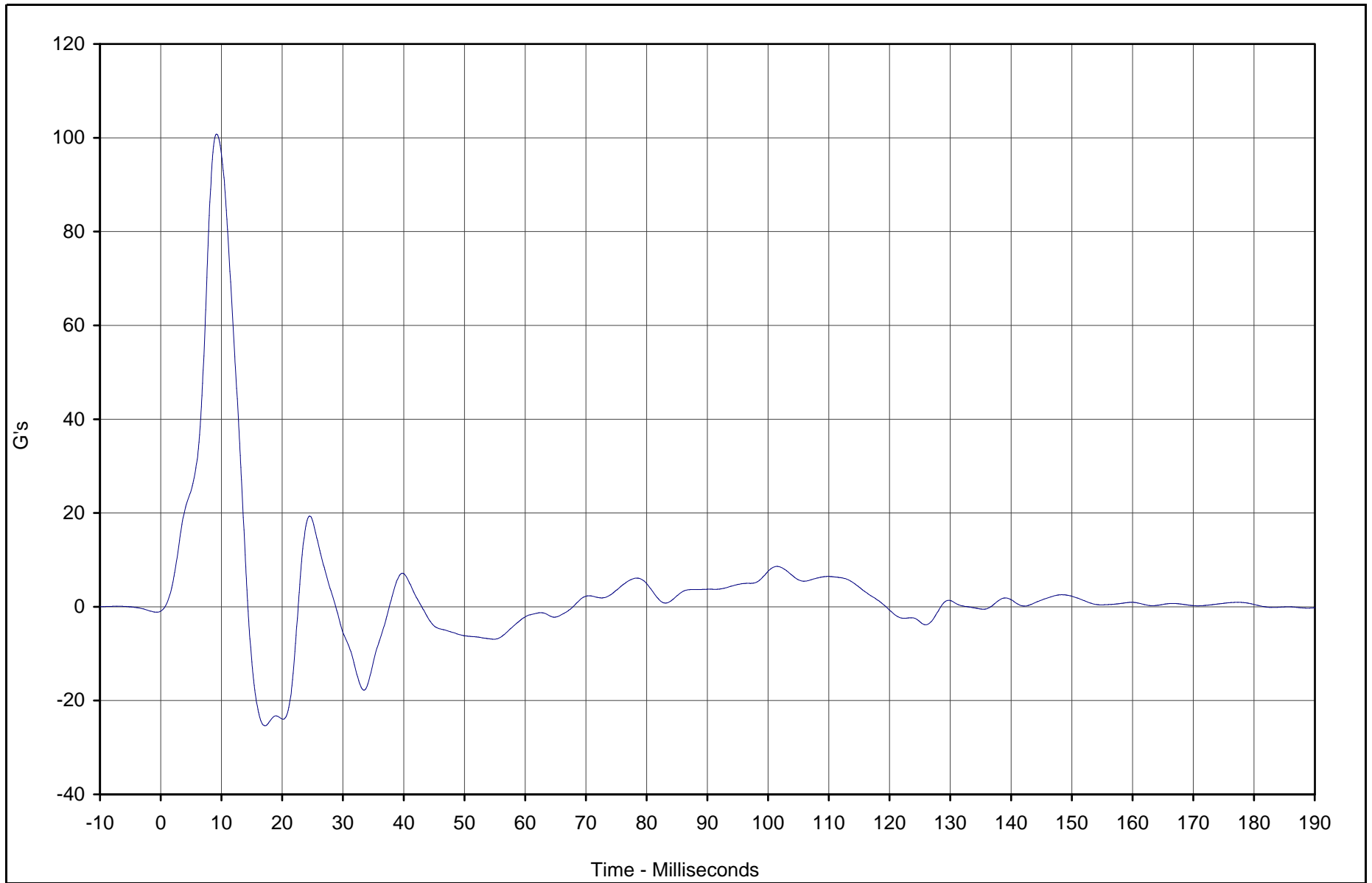
Test Vehicle: 2003 Honda Pilot 4WD SUV

Test Date: 6/27/02

Test Program: 55/28 km/h Side Impact NCAP

NHTSA No.: HO5304

B-90



Curve Description	CURNO	Type	Units	Max	Time	Min	Time	SAE Class
B-Post Middle Y	045	FIL	G's	100.8	9.2	-25.4	17.2	60



Test Vehicle: 2003 Honda Pilot 4WD SUV

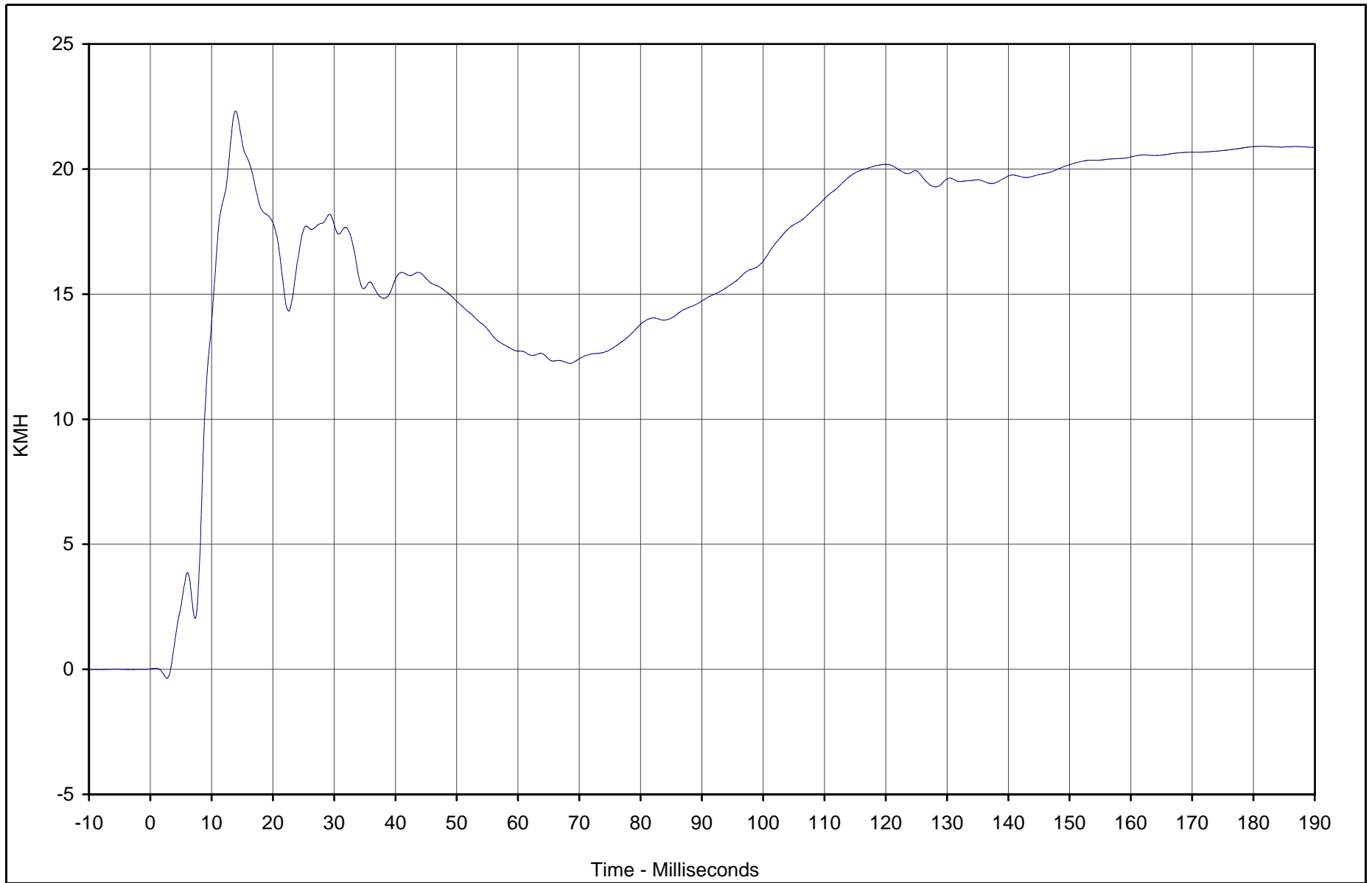
Test Date: 6/27/02

Test Program: 55/28 km/h Side Impact NCAP

NHTSA No.: HO5304

KAR22073-01

B-91



KAR22073-01

Curve Description	CURNO	Type	Units	Max	Time	Min	Time	SAE Class
B-Post Middle Y Velocity	045	IN1	KMH	22.3	13.9	-0.4	2.7	180



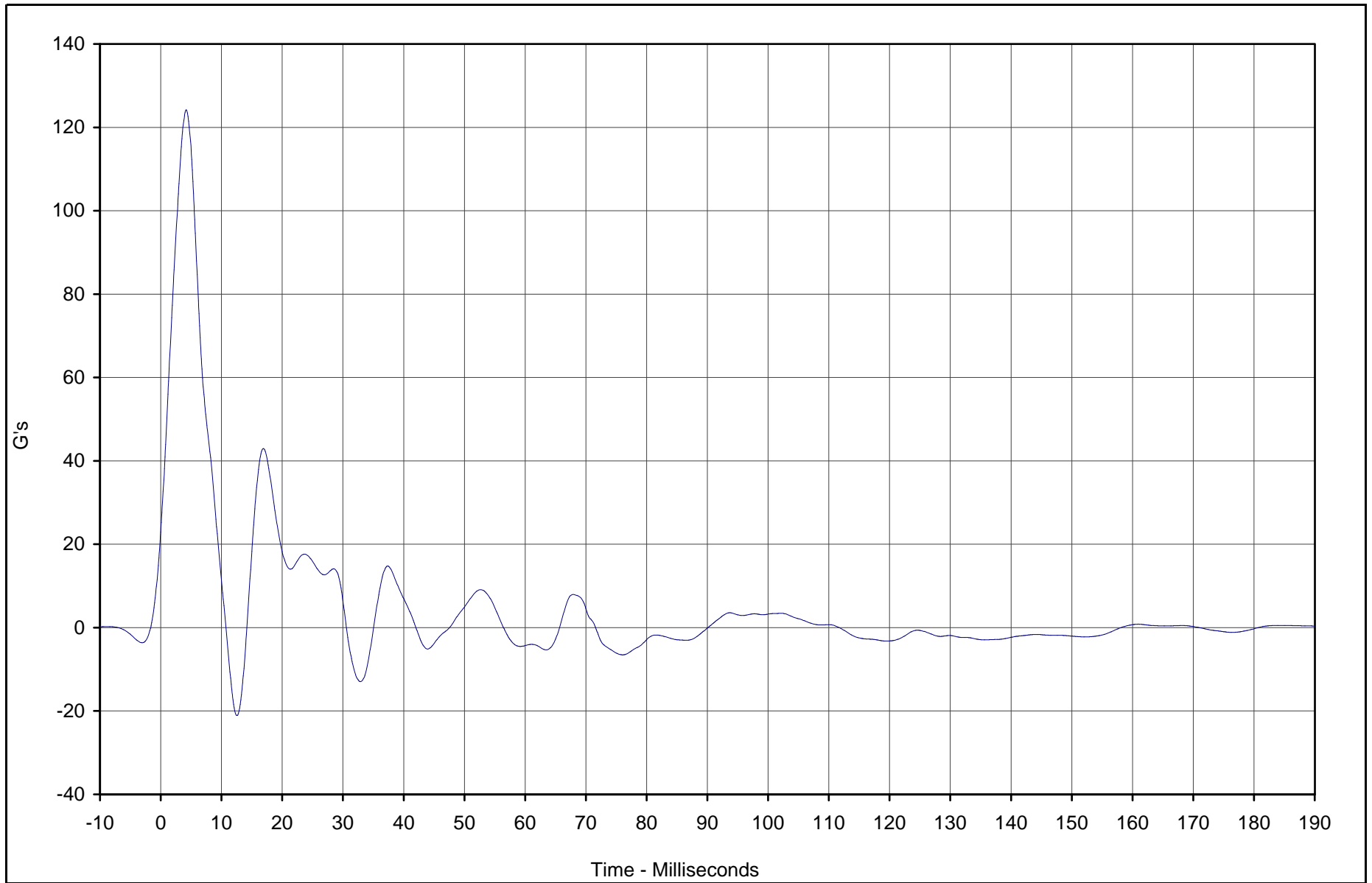
Test Vehicle: 2003 Honda Pilot 4WD SUV

Test Date: 6/27/02

Test Program: 55/28 km/h Side Impact NCAP

NHTSA No.: HO5304

B-92



Curve Description	CURNO	Type	Units	Max	Time	Min	Time	SAE Class
A-Post Lower Y	046	FIL	G's	124.2	4.2	-21.1	12.5	60



Test Vehicle: 2003 Honda Pilot 4WD SUV

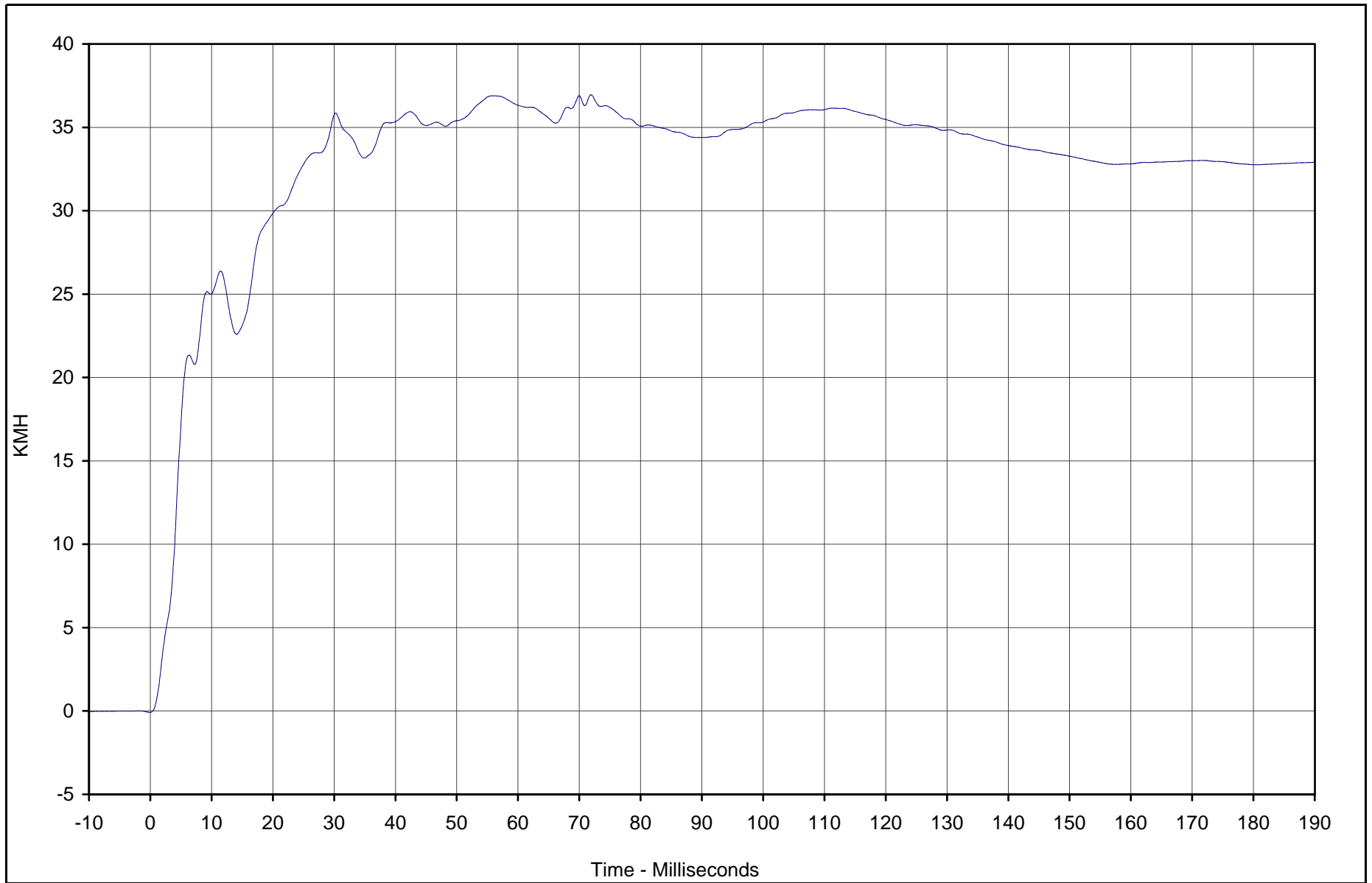
Test Date: 6/27/02

Test Program: 55/28 km/h Side Impact NCAP

NHTSA No.: HO5304

KAR22073-01

B-93



Curve Description	CURNO	Type	Units	Max	Time	Min	Time	SAE Class
A-Post Lower Y Velocity	046	IN1	KMH	36.9	71.9	-0.1	0.0	180



Test Vehicle: 2003 Honda Pilot 4WD SUV

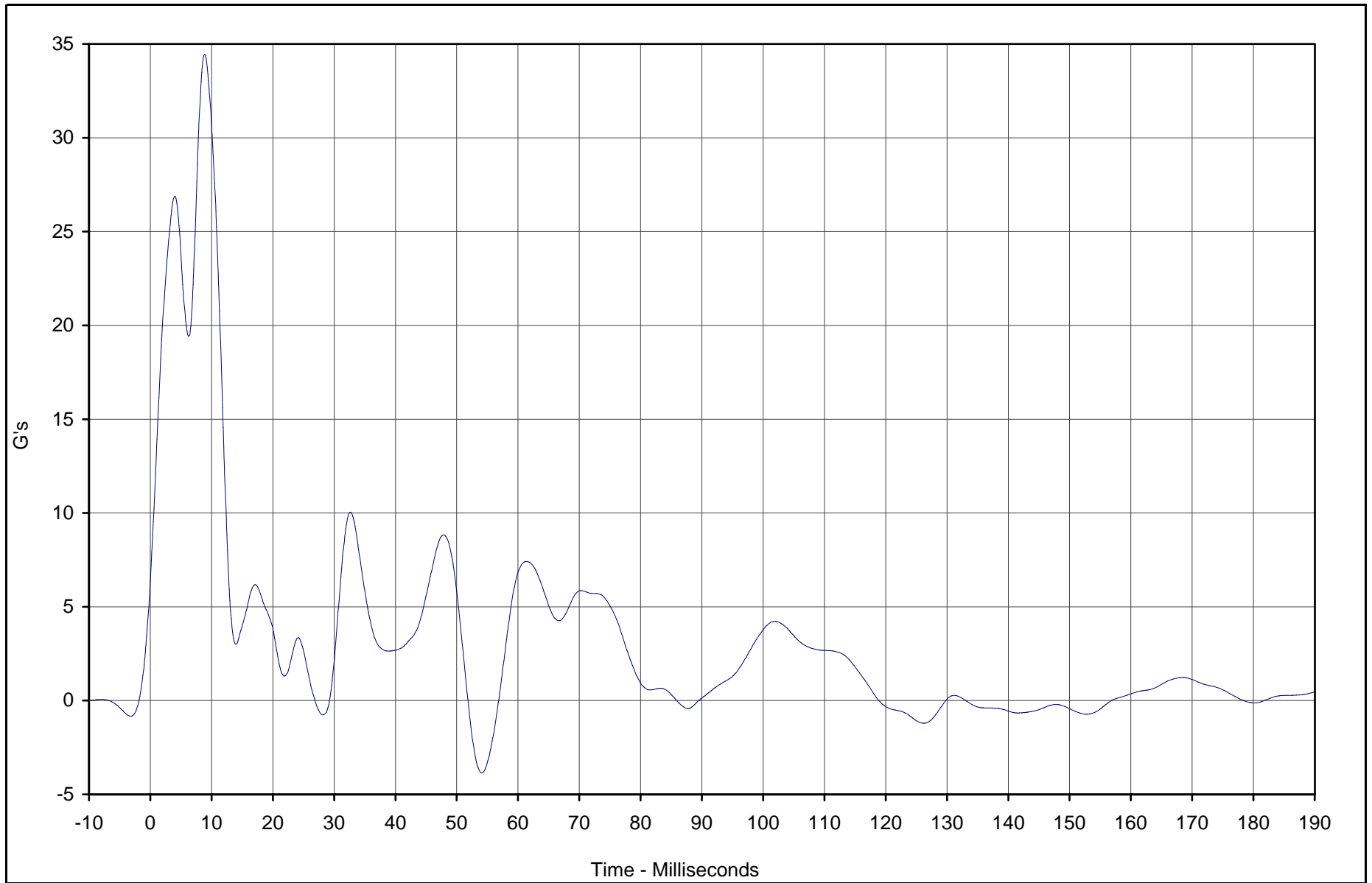
Test Date: 6/27/02

Test Program: 55/28 km/h Side Impact NCAP

NHTSA No.: HO5304

KAR22073-01

B-94



Curve Description	CURNO	Type	Units	Max	Time	Min	Time	SAE Class
A-Post Middle Y	047	FIL	G's	34.4	8.9	-3.9	54.1	60



Test Vehicle: 2003 Honda Pilot 4WD SUV

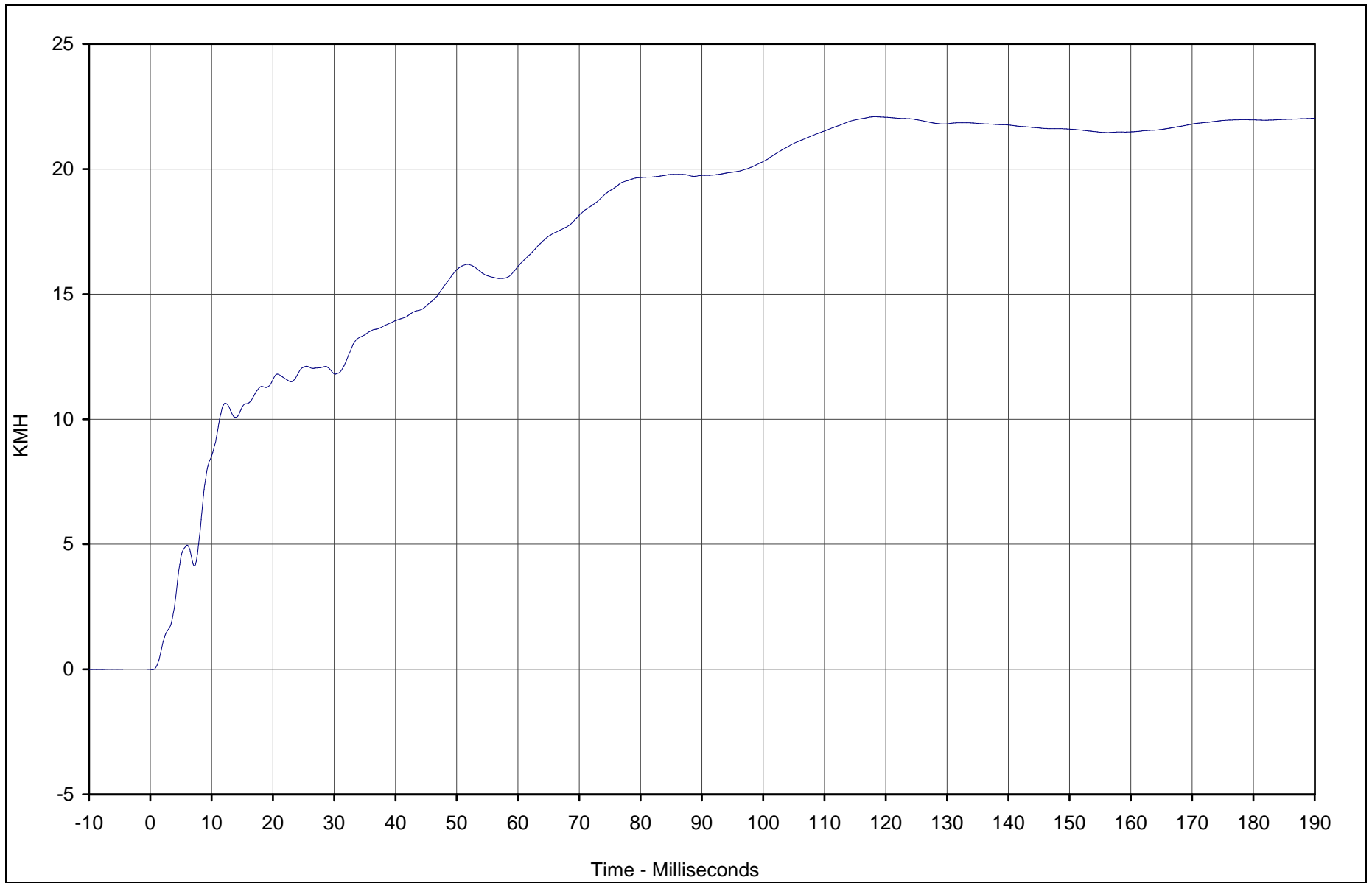
Test Date: 6/27/02

Test Program: 55/28 km/h Side Impact NCAP

NHTSA No.: HO5304

KAR22073-01

B-95



KAR22073-01

Curve Description	CURNO	Type	Units	Max	Time	Min	Time	SAE Class
A-Post Middle Y Velocity	047	IN1	KMH	22.1	118.2	0.0	0.3	180



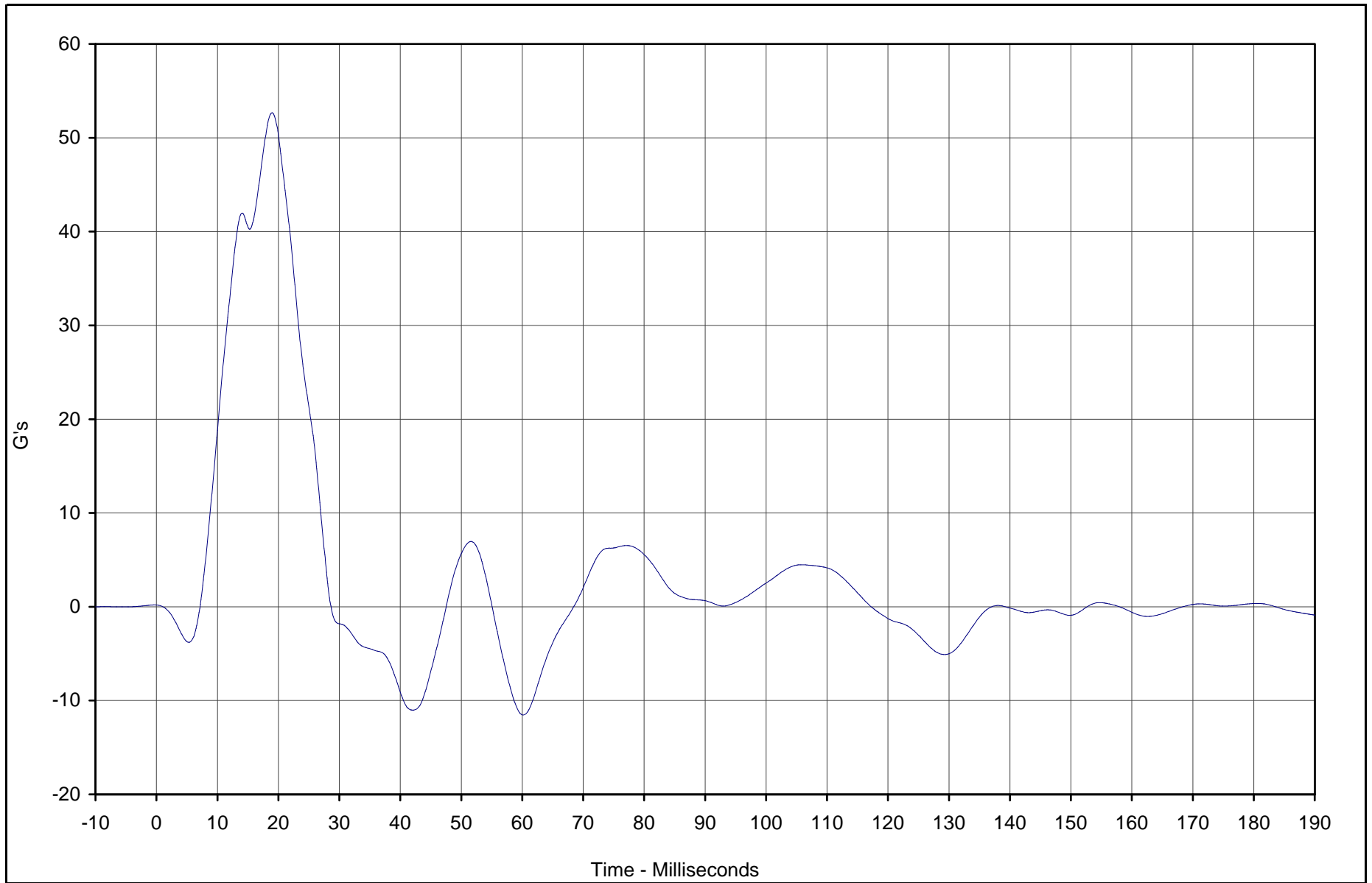
Test Vehicle: 2003 Honda Pilot 4WD SUV

Test Date: 6/27/02

Test Program: 55/28 km/h Side Impact NCAP

NHTSA No.: HO5304

B-96



Curve Description	CURNO	Type	Units	Max	Time	Min	Time	SAE Class
Left Front Seat Track Y	048	FIL	G's	52.7	19.0	-11.5	60.2	60



Test Vehicle: 2003 Honda Pilot 4WD SUV

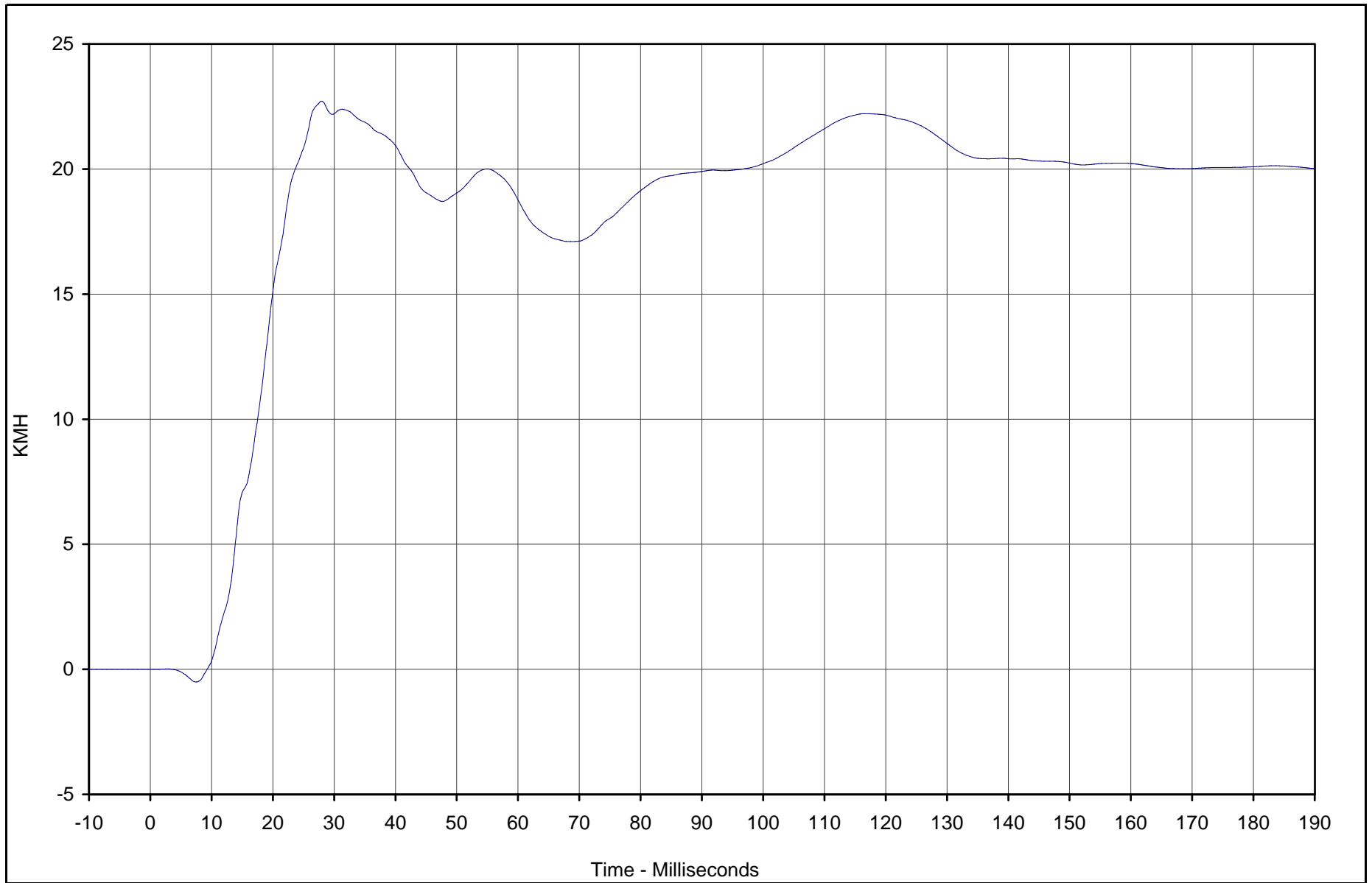
Test Date: 6/27/02

Test Program: 55/28 km/h Side Impact NCAP

NHTSA No.: HO5304

KAR22073-01

B-97



KAR22073-01

Curve Description	CURNO	Type	Units	Max	Time	Min	Time	SAE Class
Left Front Seat Track Y Velocity	048	IN1	KMH	22.7	28.0	-0.5	7.5	180



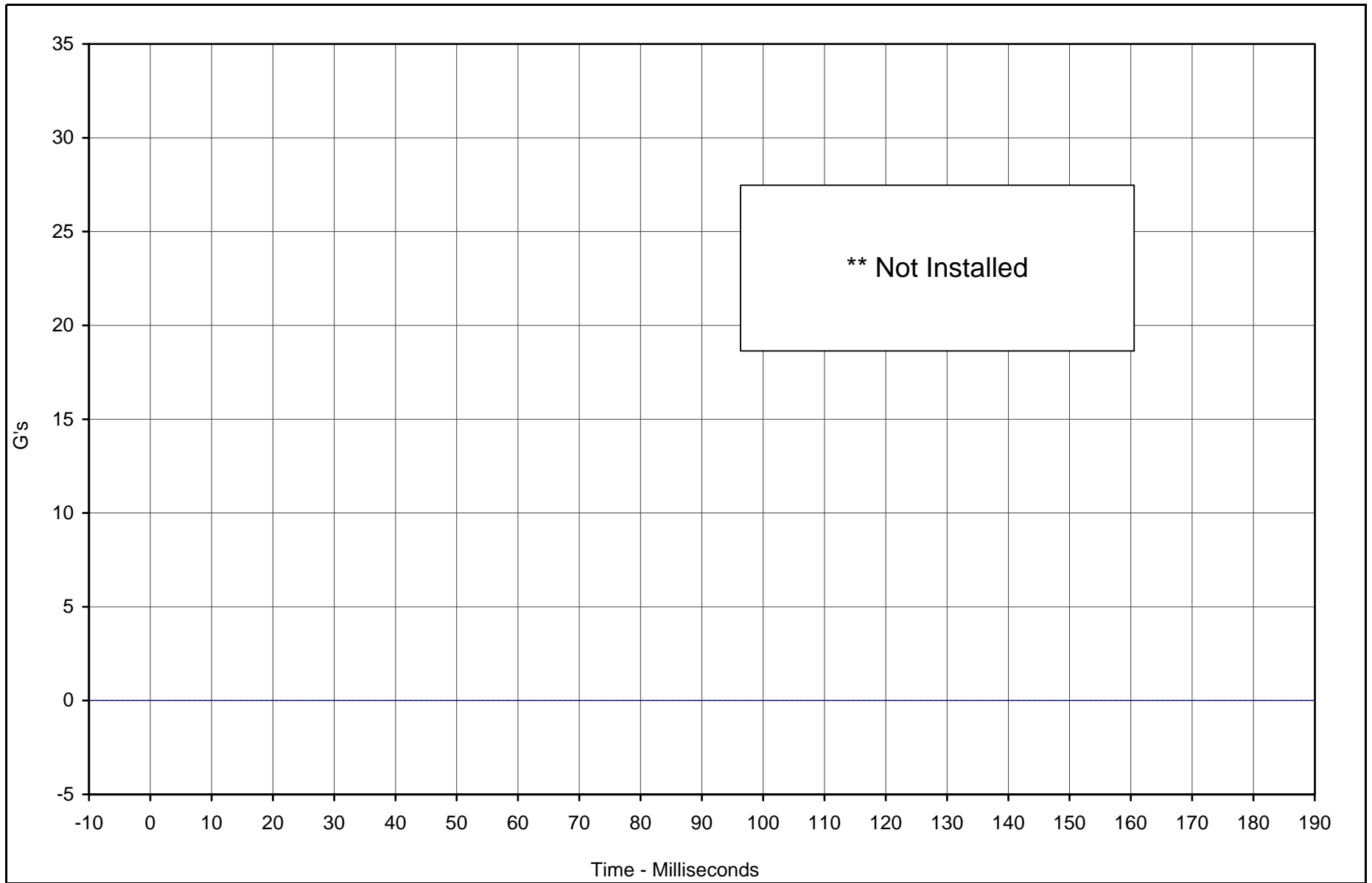
Test Vehicle: 2003 Honda Pilot 4WD SUV

Test Date: 6/27/02

Test Program: 55/28 km/h Side Impact NCAP

NHTSA No.: HO5304

B-98



** Not installed

Curve Description	CURNO	Type	Units	Max	Time	Min	Time	SAE Class
Rear Seat Structure Y	049	FIL	G's	0.0	0.0	0.0	0.0	60



Test Vehicle: 2003 Honda Pilot 4WD SUV

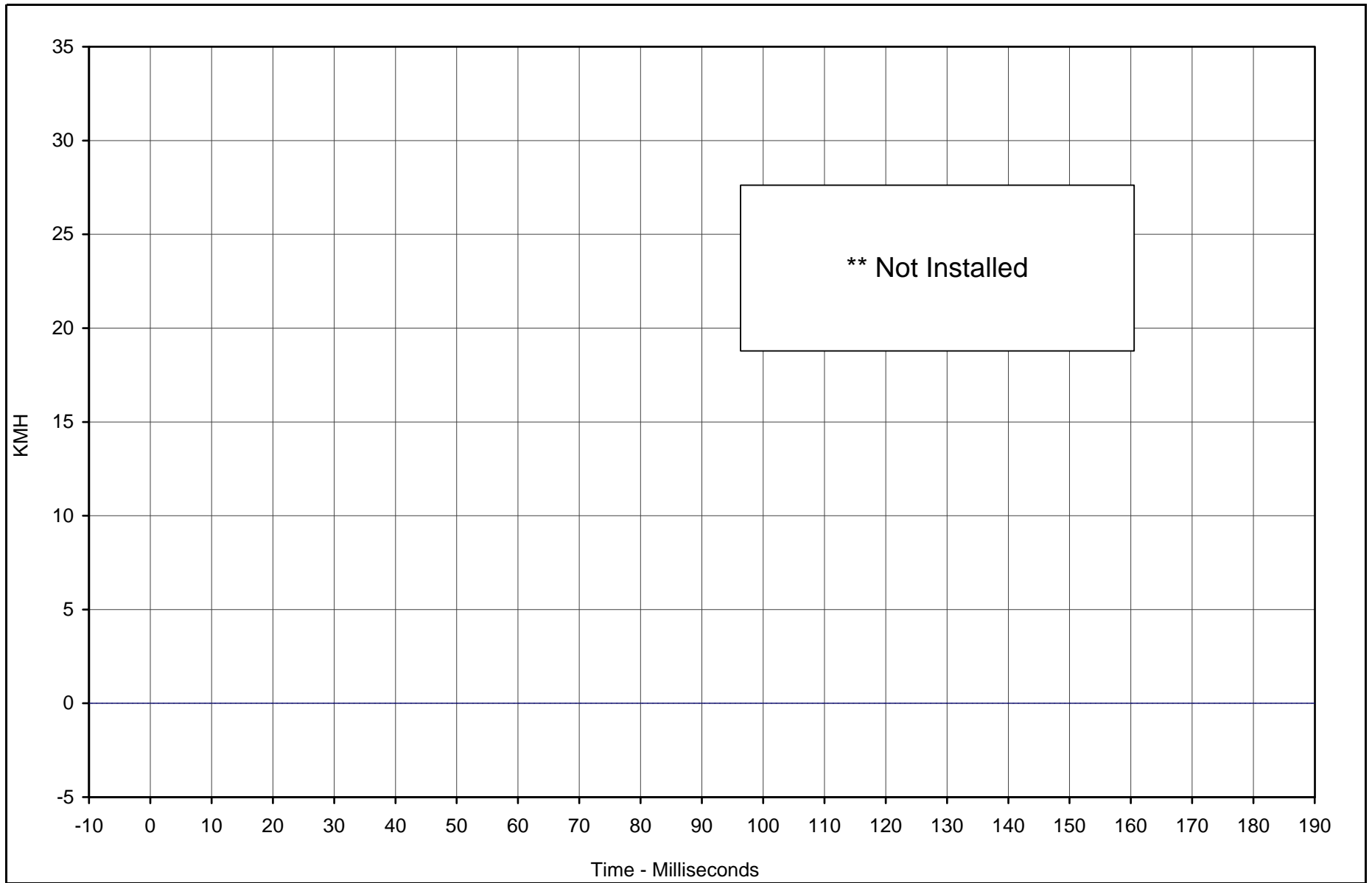
Test Date: 6/27/02

Test Program: 55/28 km/h Side Impact NCAP

NHTSA No.: HO5304

KAR22073-01

B-99



** Not installed

Curve Description	CURNO	Type	Units	Max	Time	Min	Time	SAE Class
Rear Seat Structure Y Velocity	049	IN1	KMH	0.0	0.0	0.0	0.0	180



Test Vehicle: 2003 Honda Pilot 4WD SUV

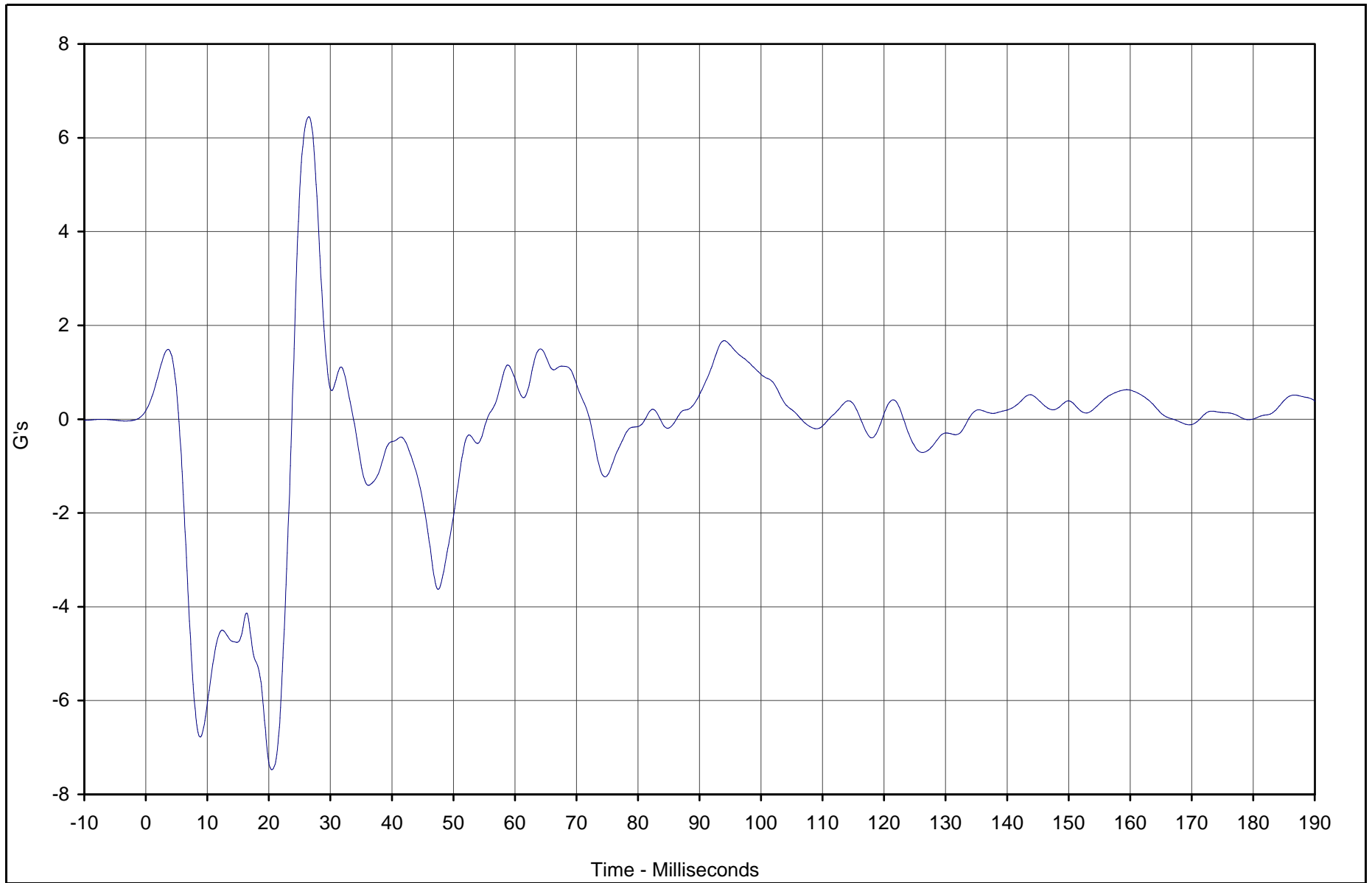
Test Date: 6/27/02

Test Program: 55/28 km/h Side Impact NCAP

NHTSA No.: HO5304

KAR22073-01

B-100



Curve Description	CURNO	Type	Units	Max	Time	Min	Time	SAE Class
Vehicle CG X	050	FIL	G's	6.4	26.5	-7.5	20.5	60



Test Vehicle: 2003 Honda Pilot 4WD SUV

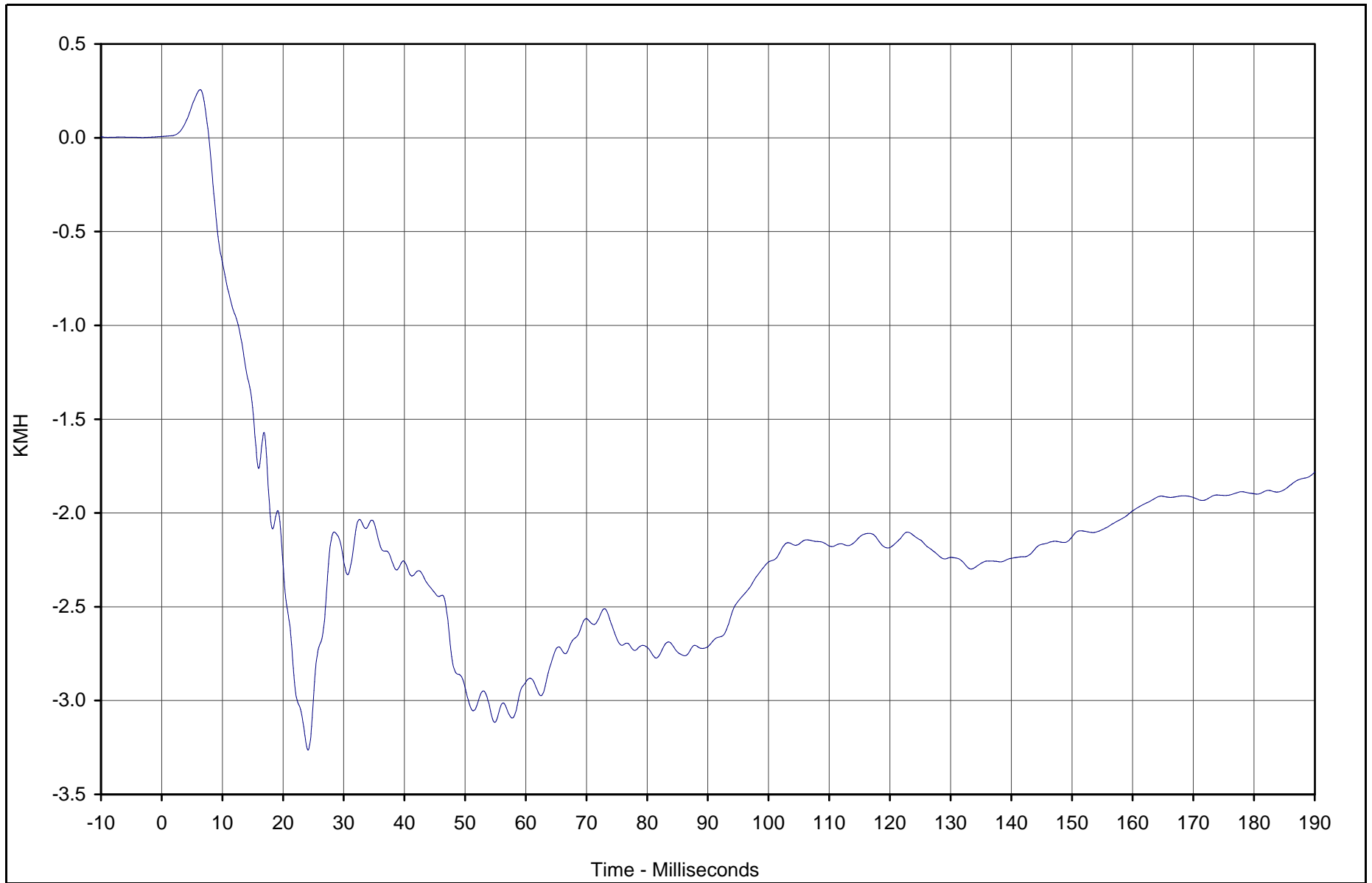
Test Date: 6/27/02

Test Program: 55/28 km/h Side Impact NCAP

NHTSA No.: HO5304

KAR22073-01

B-101



Curve Description	CURNO	Type	Units	Max	Time	Min	Time	SAE Class
Vehicle CG X Velocity	050	IN1	KMH	0.3	6.3	-3.3	24.1	180



Test Vehicle: 2003 Honda Pilot 4WD SUV

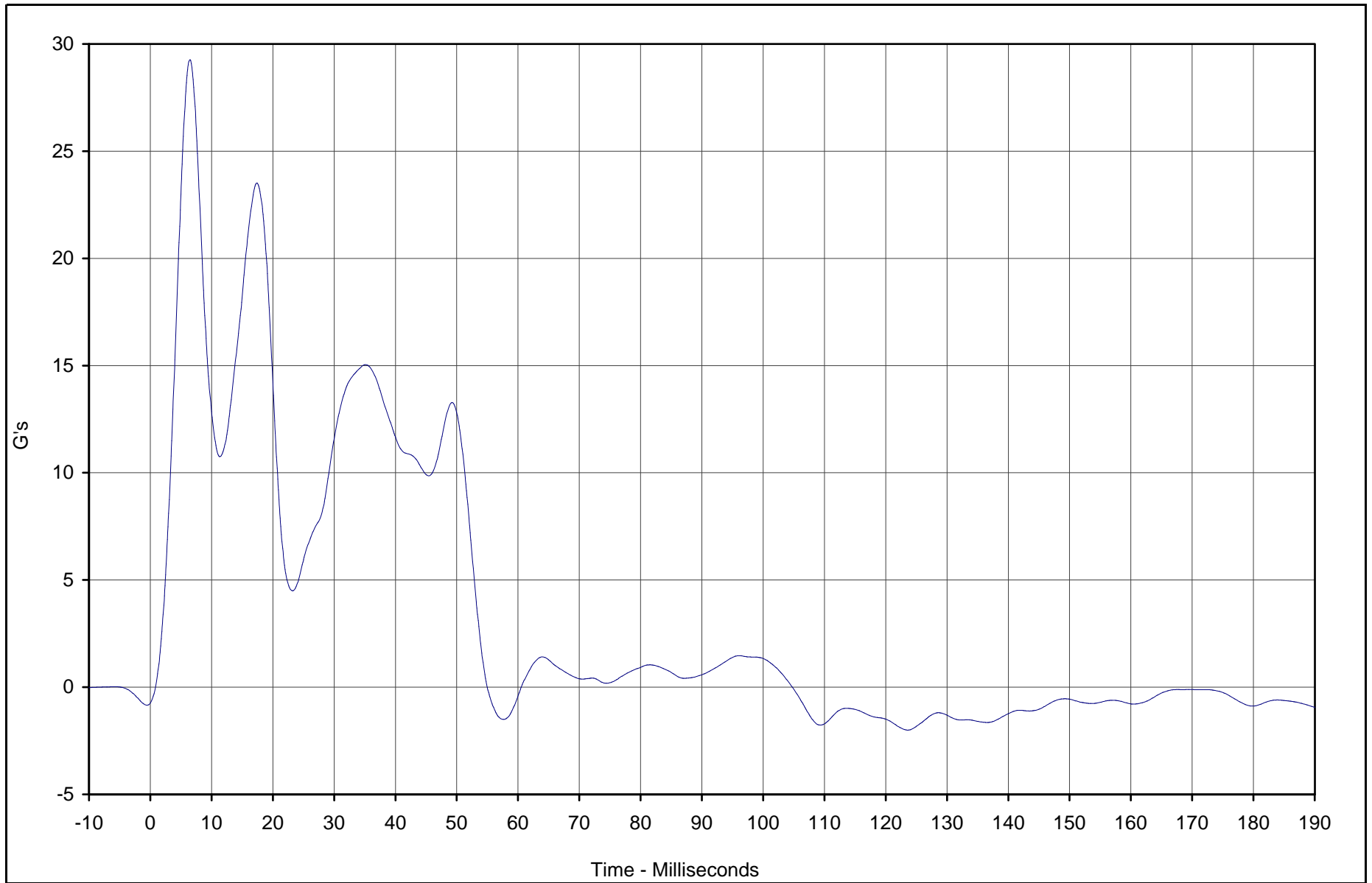
Test Date: 6/27/02

Test Program: 55/28 km/h Side Impact NCAP

NHTSA No.: HO5304

KAR22073-01

B-102



Curve Description	CURNO	Type	Units	Max	Time	Min	Time	SAE Class
Vehicle CG Y	051	FIL	G's	29.3	6.5	-2.0	123.6	60



Test Vehicle: 2003 Honda Pilot 4WD SUV

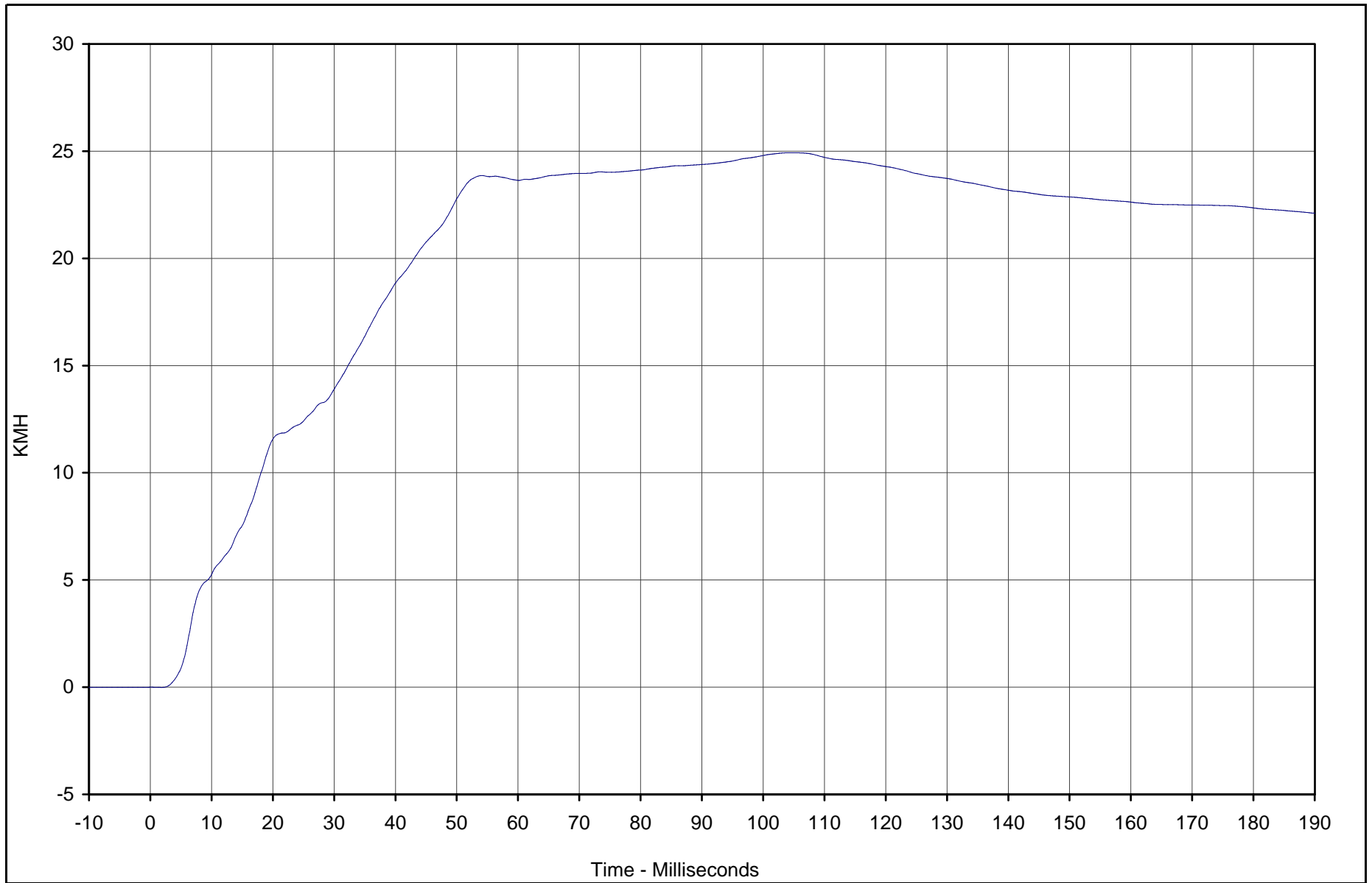
Test Date: 6/27/02

Test Program: 55/28 km/h Side Impact NCAP

NHTSA No.: HO5304

KAR22073-01

B-103



KAR22073-01

Curve Description	CURNO	Type	Units	Max	Time	Min	Time	SAE Class
Vehicle CG Y Velocity	051	IN1	KMH	24.9	104.8	0.0	1.9	180



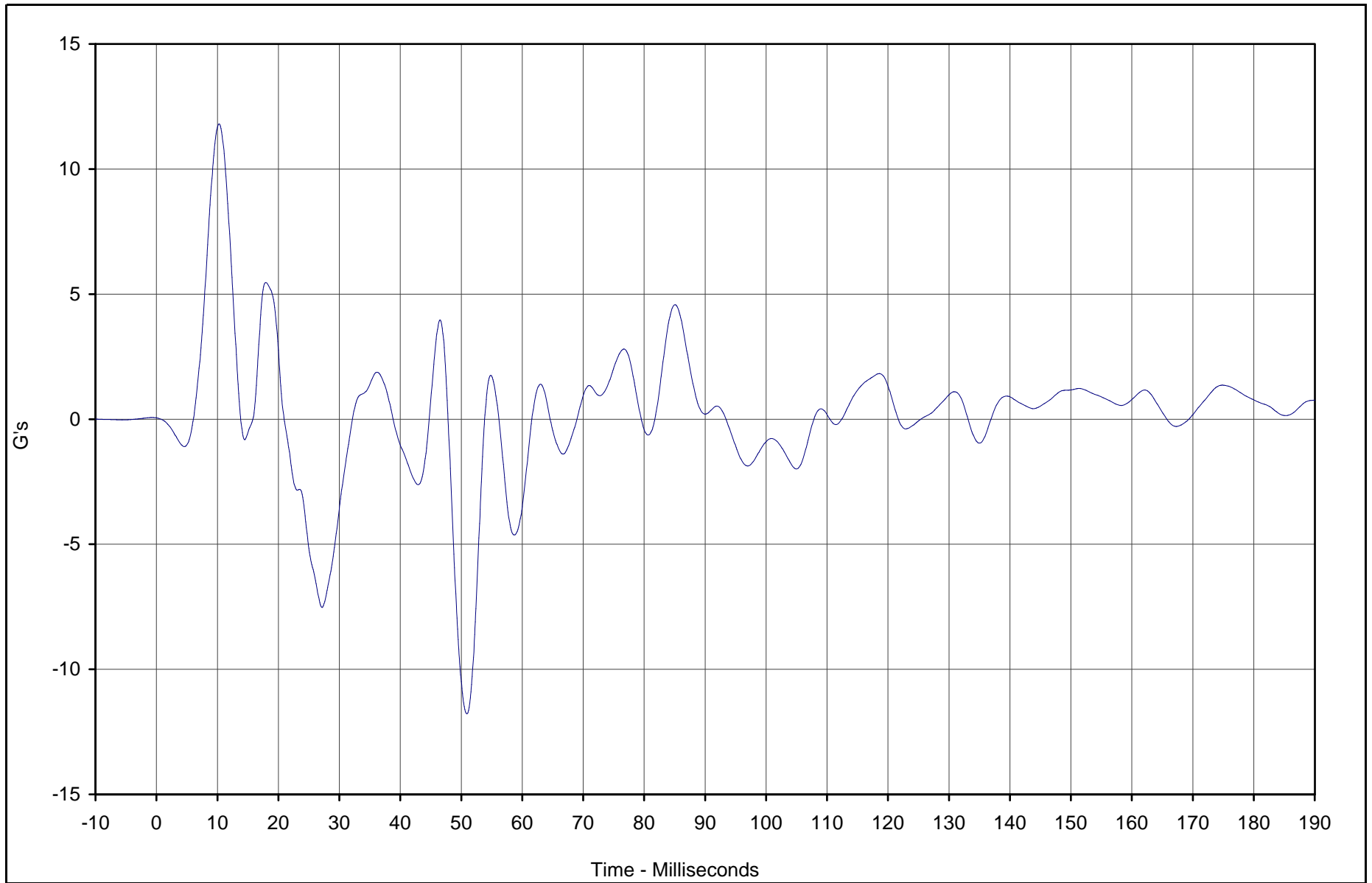
Test Vehicle: 2003 Honda Pilot 4WD SUV

Test Date: 6/27/02

Test Program: 55/28 km/h Side Impact NCAP

NHTSA No.: HO5304

B-104



KAR22073-01

Curve Description	CURNO	Type	Units	Max	Time	Min	Time	SAE Class
Vehicle CG Z	052	FIL	G's	11.8	10.3	-11.8	50.9	60



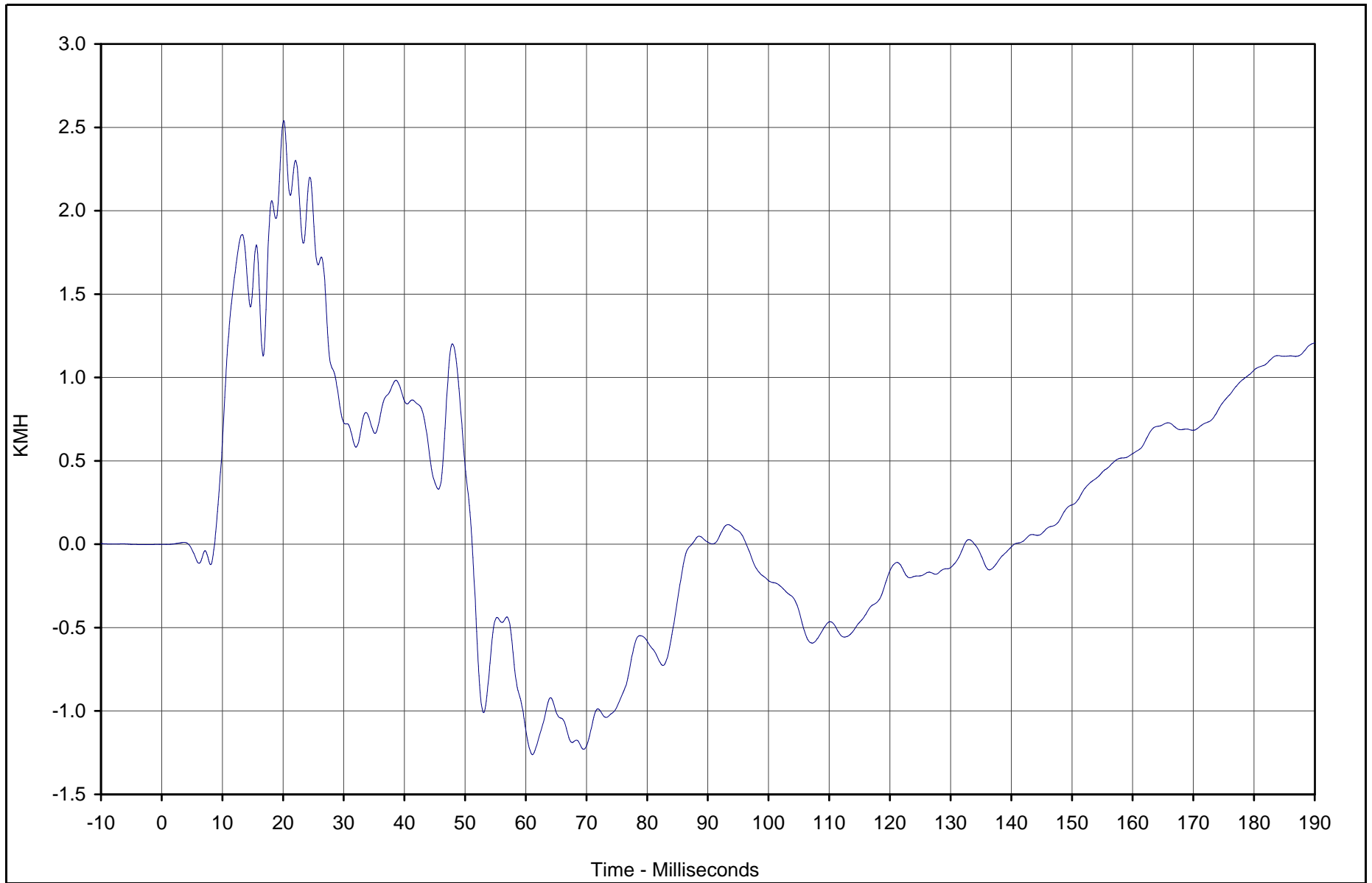
Test Vehicle: 2003 Honda Pilot 4WD SUV

Test Date: 6/27/02

Test Program: 55/28 km/h Side Impact NCAP

NHTSA No.: HO5304

B-105



KAR22073-01

Curve Description	CURNO	Type	Units	Max	Time	Min	Time	SAE Class
Vehicle CG Z Velocity	052	IN1	KMH	2.5	20.1	-1.3	61.1	180



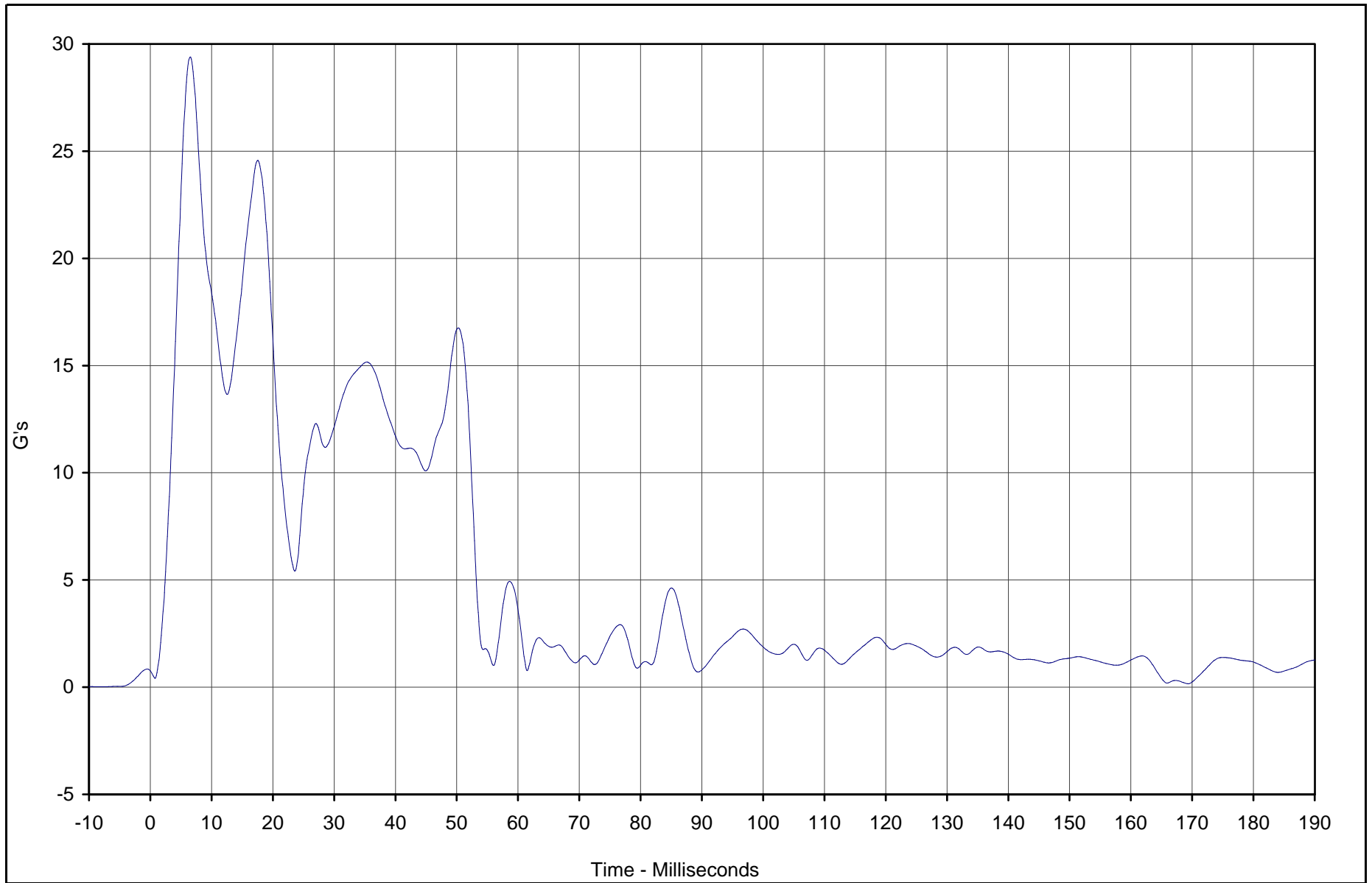
Test Vehicle: 2003 Honda Pilot 4WD SUV

Test Date: 6/27/02

Test Program: 55/28 km/h Side Impact NCAP

NHTSA No.: HO5304

B-106



Curve Description	CURNO	Type	Units	Max	Time	Min	Time	SAE Class
Vehicle CG Resultant	050	RES	G's	29.4	6.5	0.2	169.3	60



Test Vehicle: 2003 Honda Pilot 4WD SUV

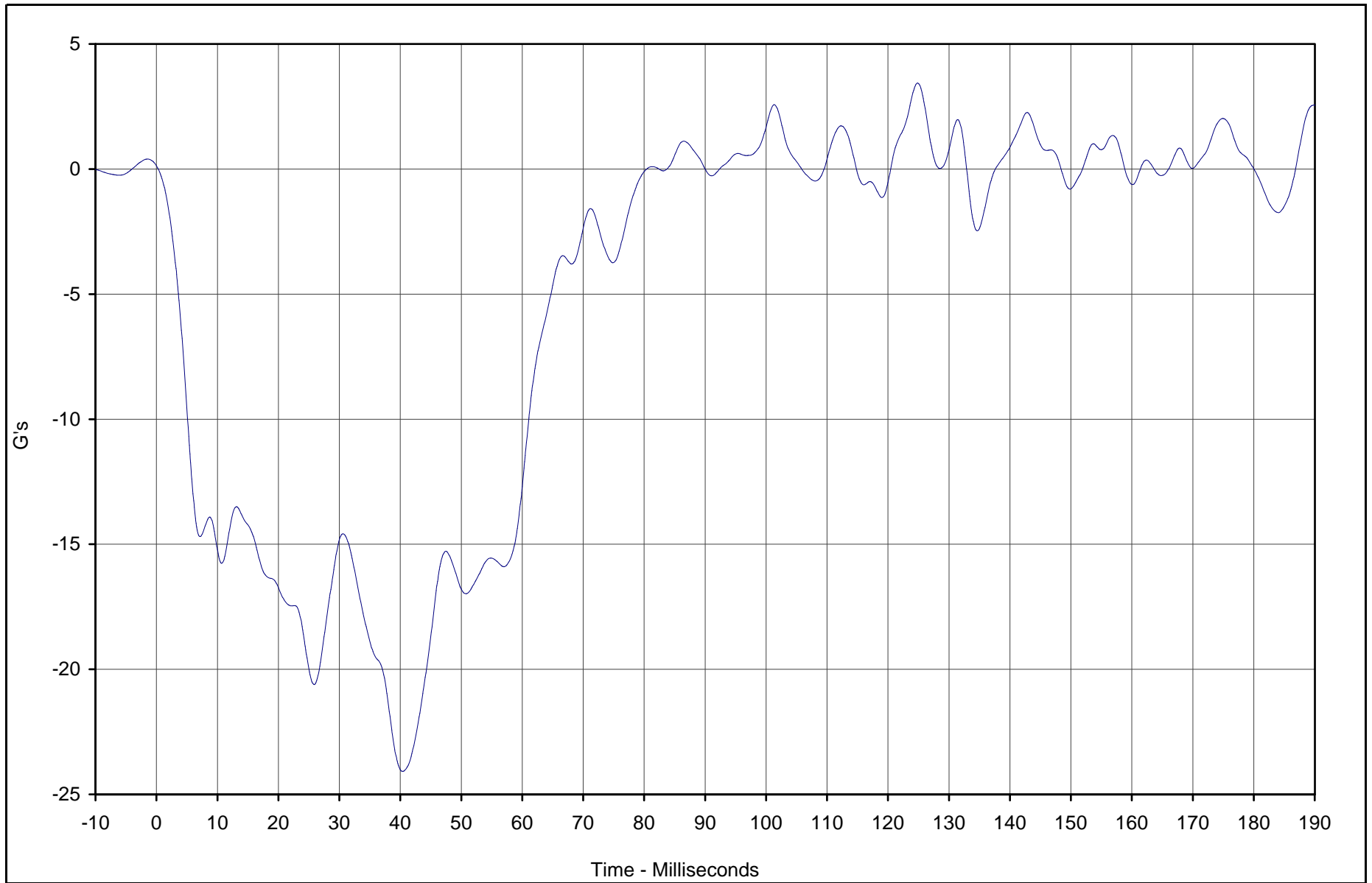
Test Date: 6/27/02

Test Program: 55/28 km/h Side Impact NCAP

NHTSA No.: HO5304

KAR22073-01

B-107



Curve Description	CURNO	Type	Units	Max	Time	Min	Time	SAE Class
MDB CG X	053	FIL	G's	3.4	124.9	-24.1	40.4	60



Test Vehicle: 2003 Honda Pilot 4WD SUV

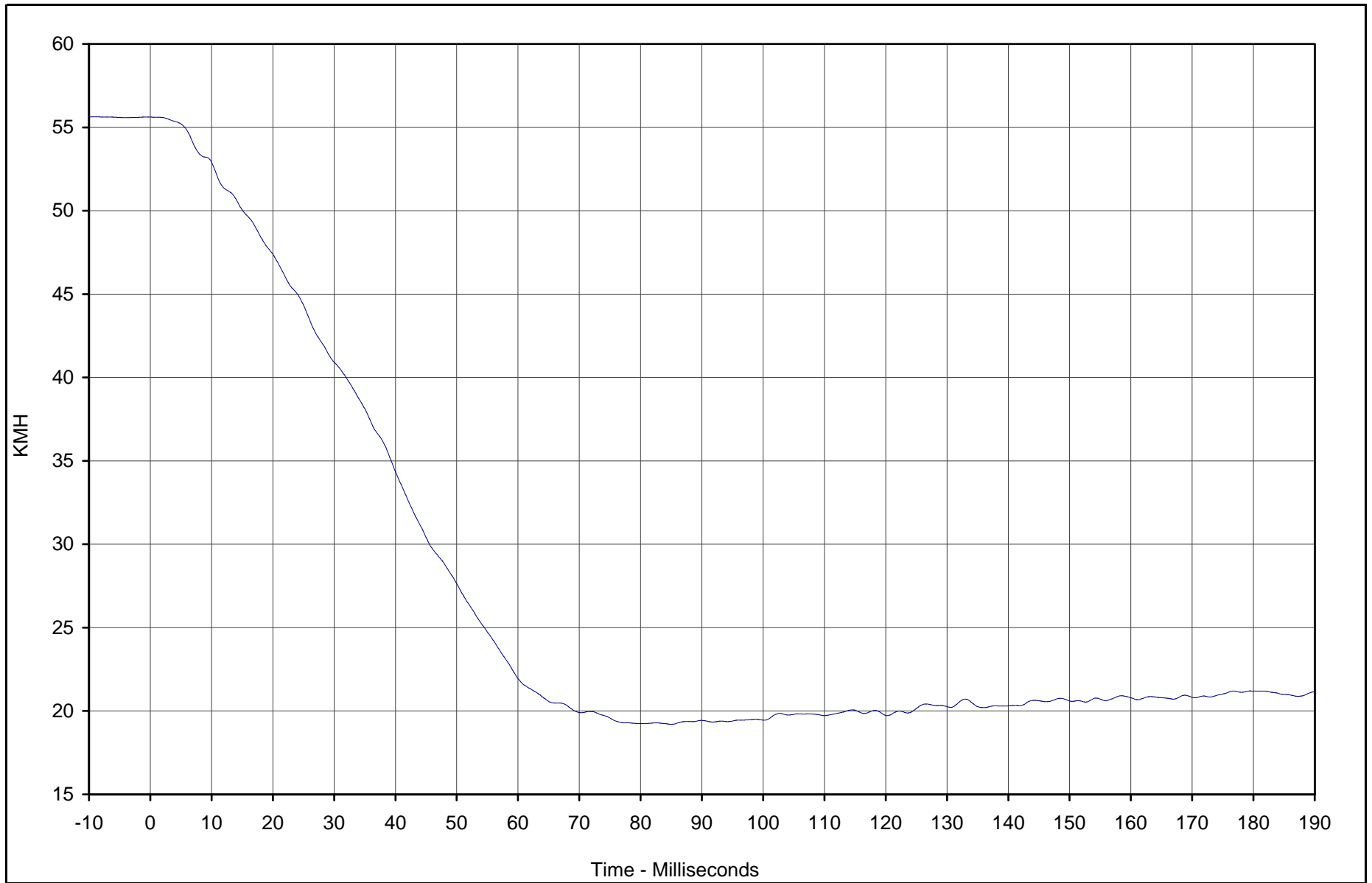
Test Date: 6/27/02

Test Program: 55/28 km/h Side Impact NCAP

NHTSA No.: HO5304

KAR22073-01

B-108



KAR22073-01

Curve Description	CURNO	Type	Units	Max	Time	Min	Time	SAE Class
MDB CG X Velocity	053	IN1	KMH	55.6	0.0	19.2	85.0	180



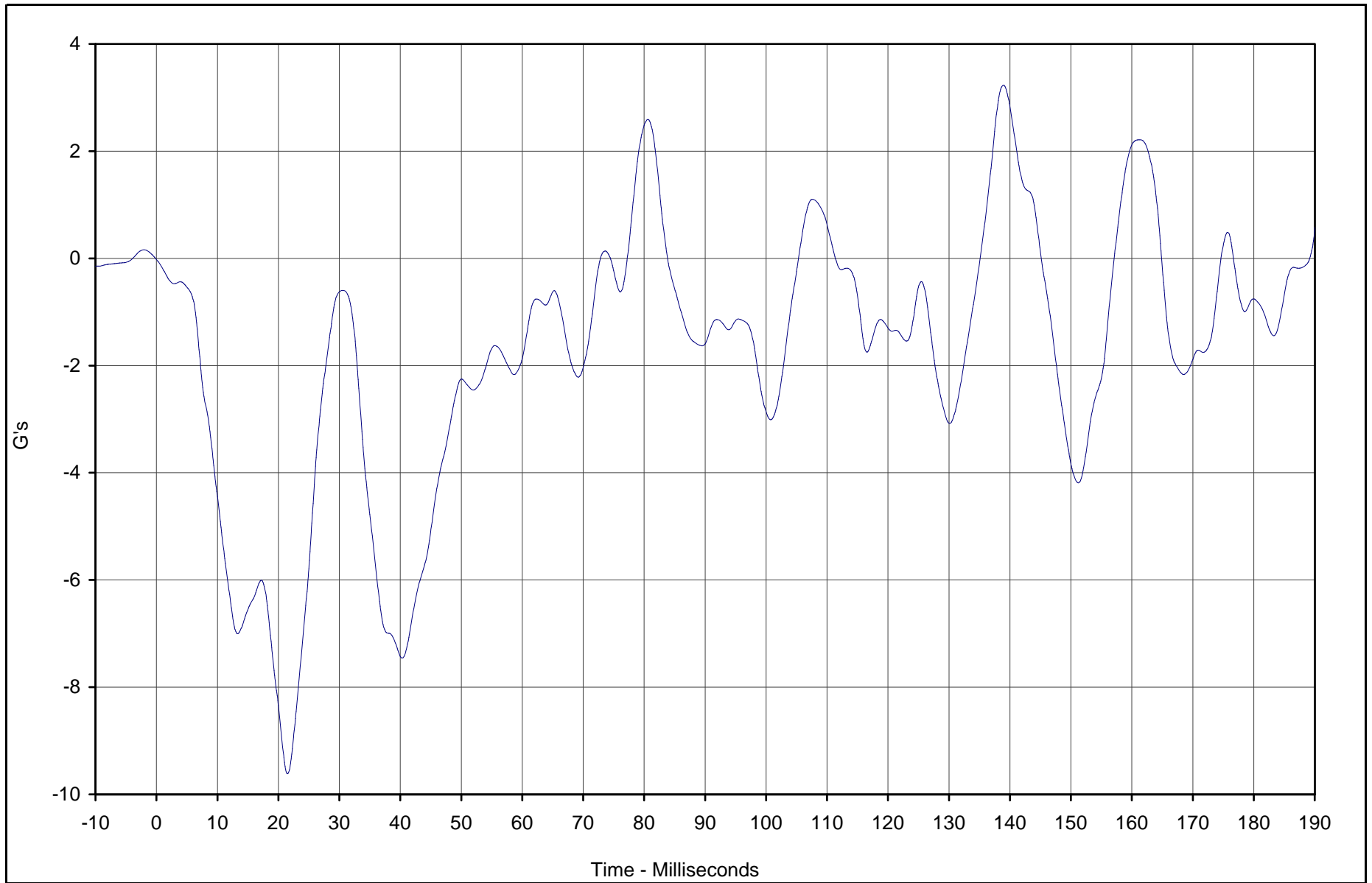
Test Vehicle: 2003 Honda Pilot 4WD SUV

Test Date: 6/27/02

Test Program: 55/28 km/h Side Impact NCAP

NHTSA No.: HO5304

B-109



KAR22073-01

Curve Description	CURNO	Type	Units	Max	Time	Min	Time	SAE Class
MDB CG Y	054	FIL	G's	3.2	138.9	-9.6	21.5	60



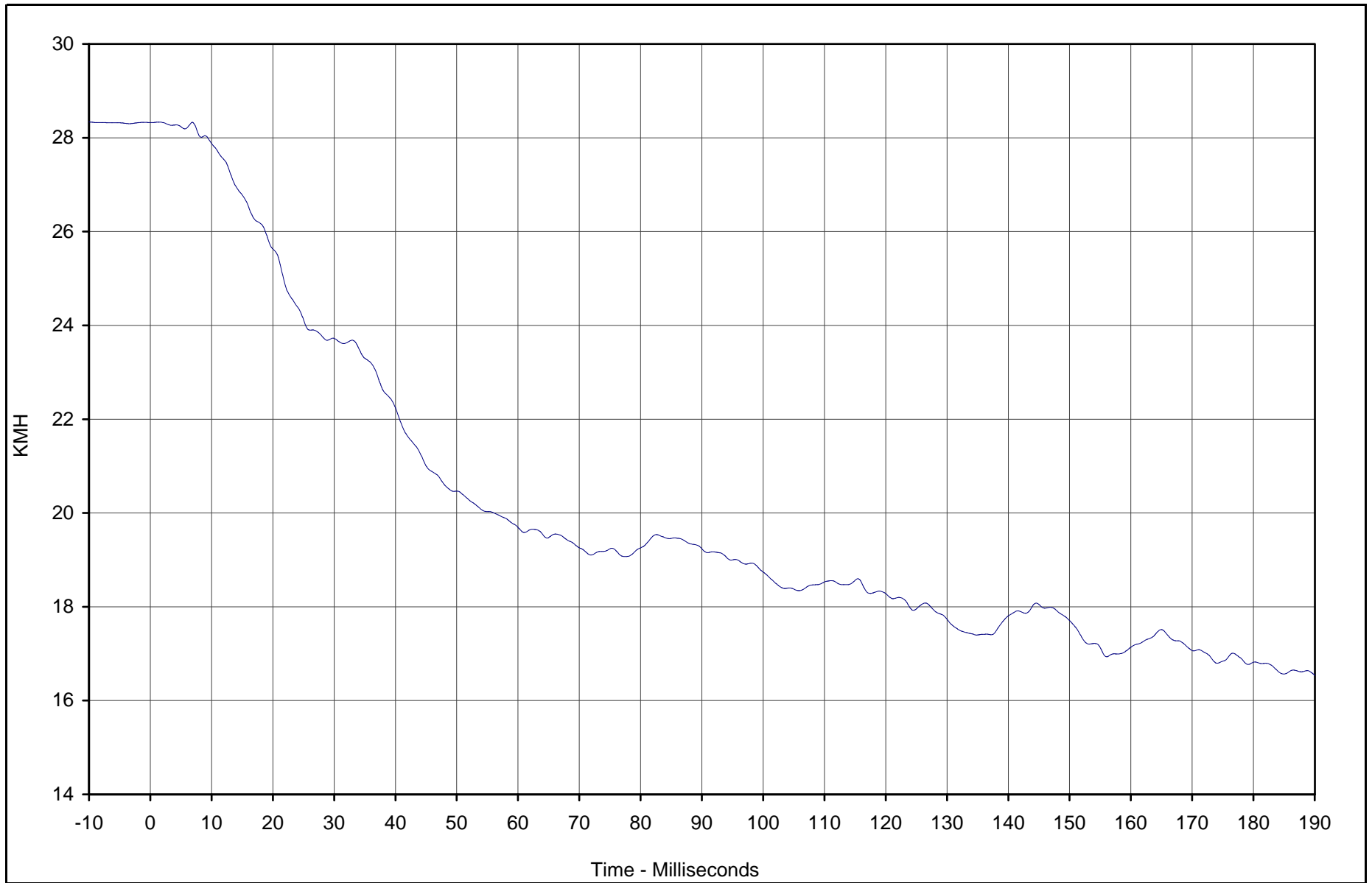
Test Vehicle: 2003 Honda Pilot 4WD SUV

Test Date: 6/27/02

Test Program: 55/28 km/h Side Impact NCAP

NHTSA No.: HO5304

B-110



KAR22073-01

Curve Description	CURNO	Type	Units	Max	Time	Min	Time	SAE Class
MDB CG Y Velocity	054	IN1	KMH	28.3	1.4	16.6	189.9	180



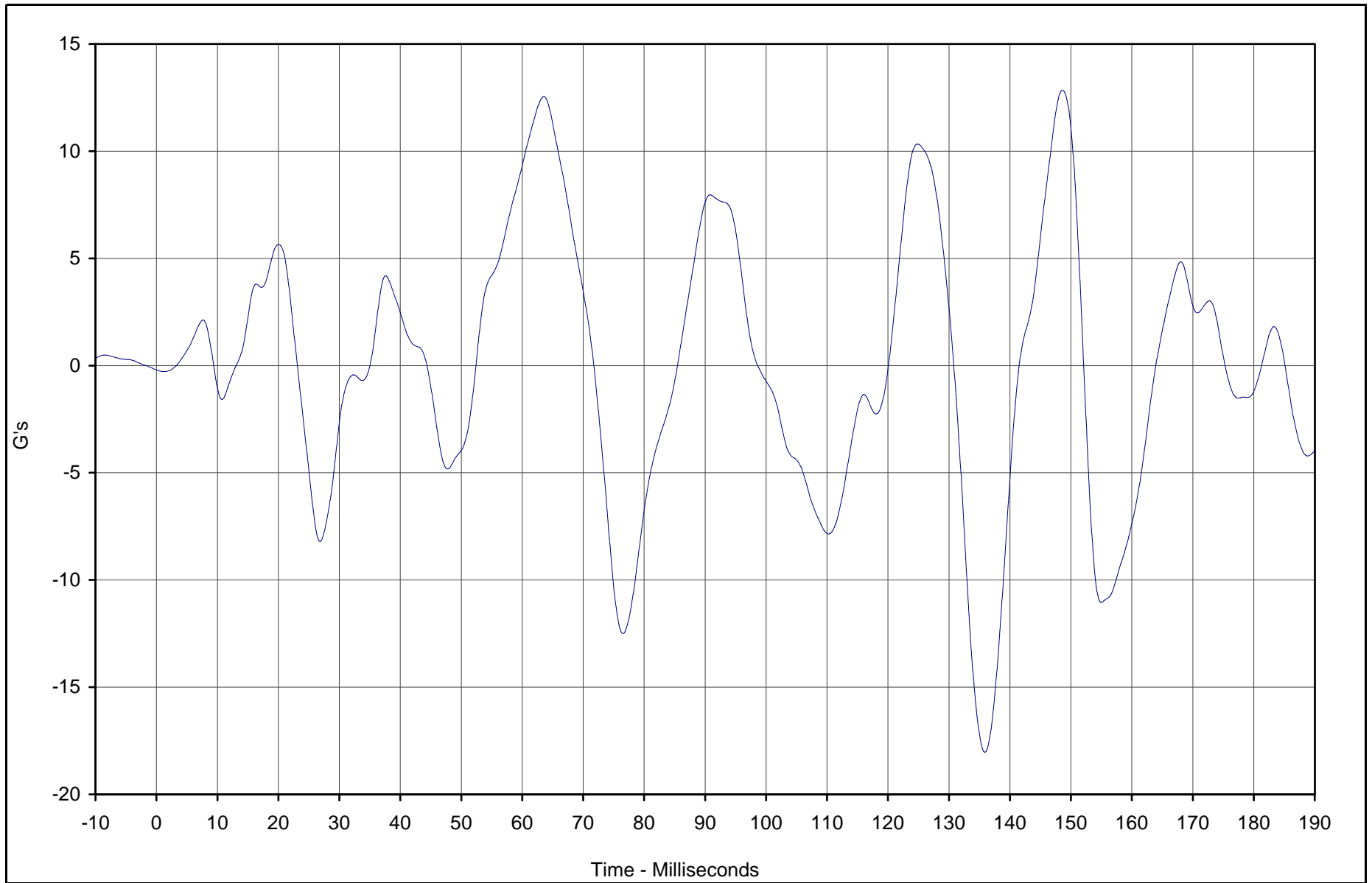
Test Vehicle: 2003 Honda Pilot 4WD SUV

Test Date: 6/27/02

Test Program: 55/28 km/h Side Impact NCAP

NHTSA No.: HO5304

B-111



KAR22073-01

Curve Description	CURNO	Type	Units	Max	Time	Min	Time	SAE Class
MDB CG Z	055	FIL	G's	12.8	148.6	-18.0	135.9	60



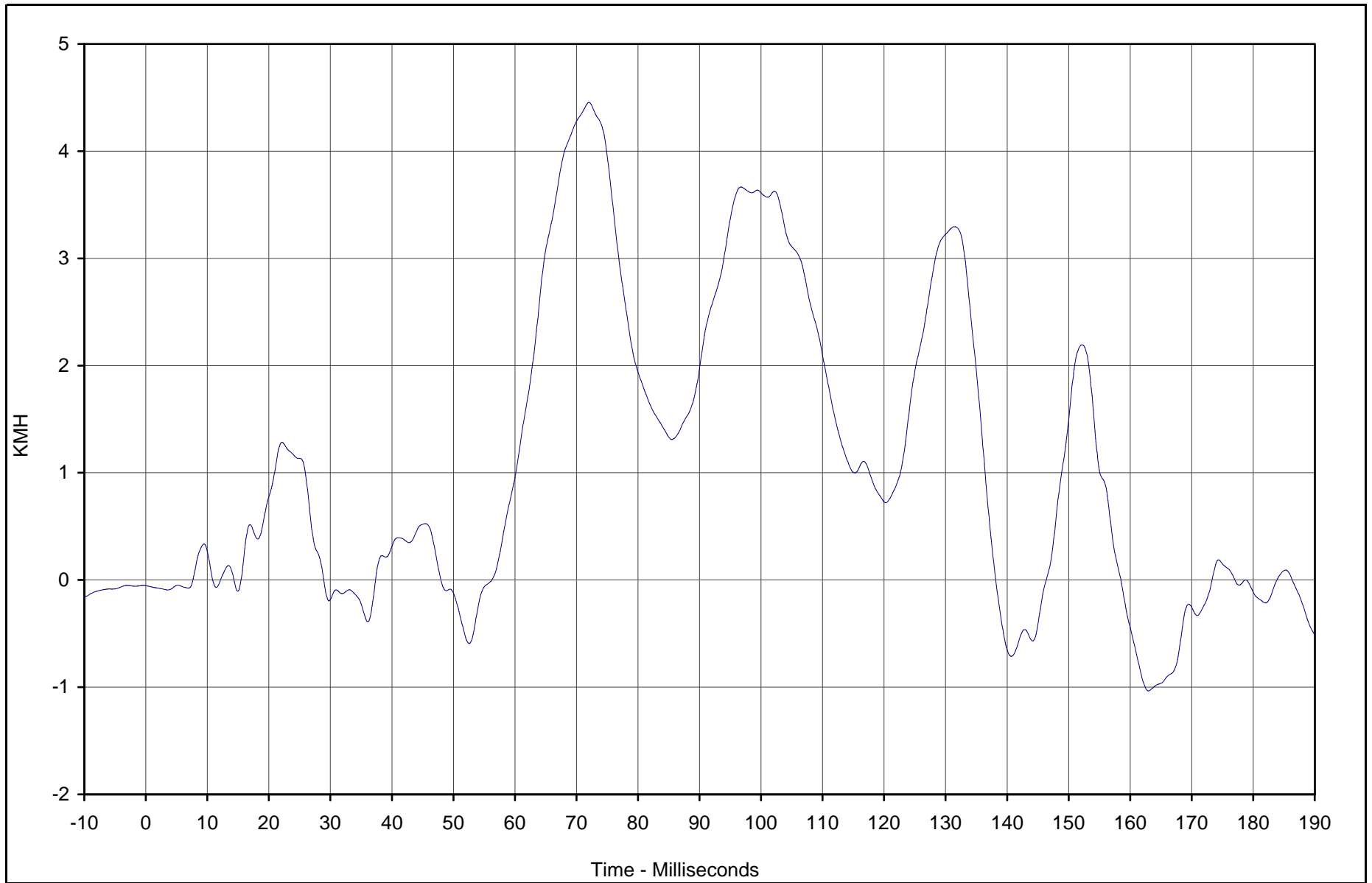
Test Vehicle: 2003 Honda Pilot 4WD SUV

Test Date: 6/27/02

Test Program: 55/28 km/h Side Impact NCAP

NHTSA No.: HO5304

B-112



Curve Description	CURNO	Type	Units	Max	Time	Min	Time	SAE Class
MDB CG Z Velocity	055	IN1	KMH	4.5	72.0	-1.0	163.0	180



Test Vehicle: 2003 Honda Pilot 4WD SUV

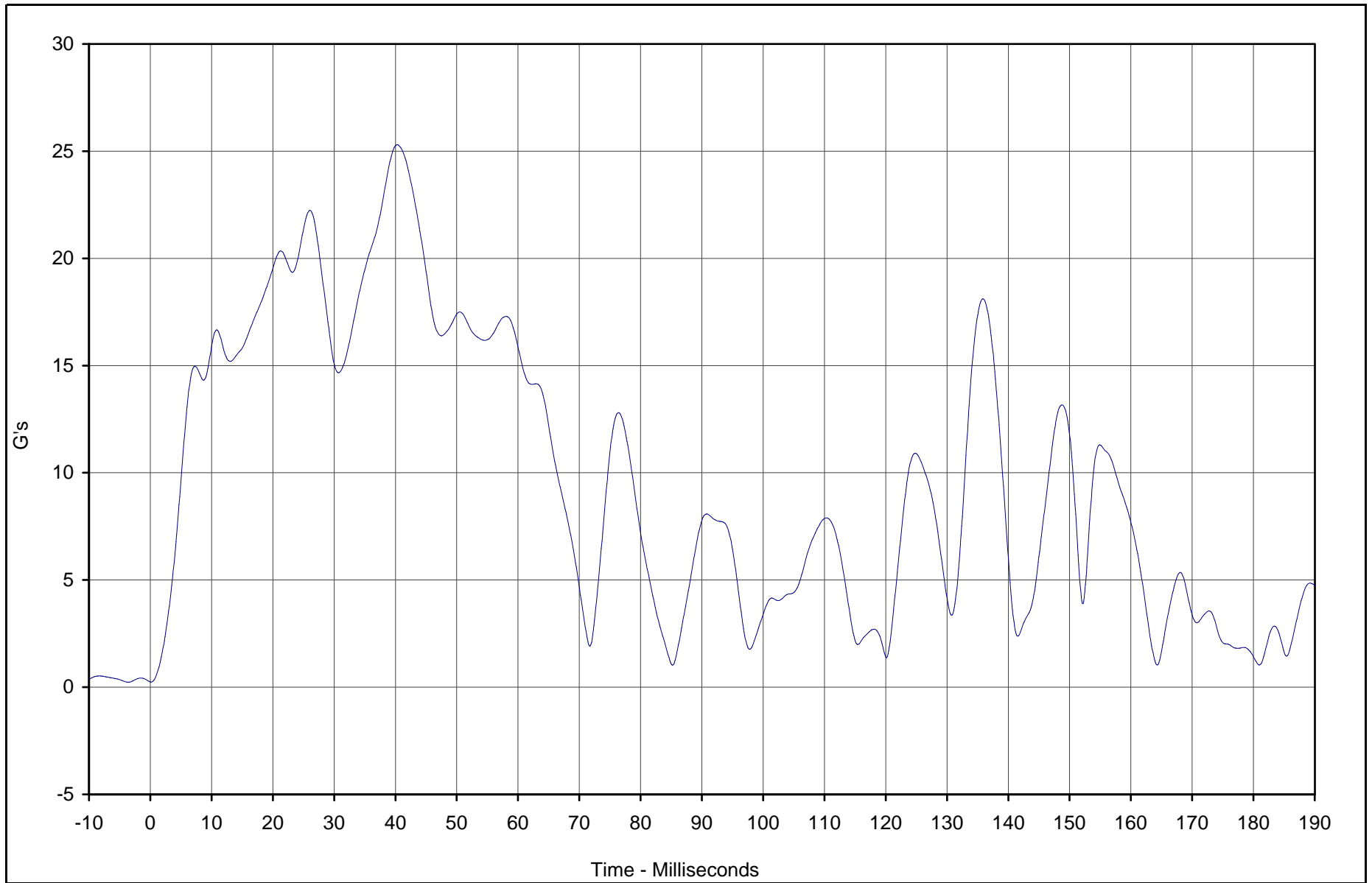
Test Date: 6/27/02

Test Program: 55/28 km/h Side Impact NCAP

NHTSA No.: HO5304

KAR22073-01

B-113



Curve Description	CURNO	Type	Units	Max	Time	Min	Time	SAE Class
MDB CG Resultant	053	RES	G's	25.3	40.3	0.2	0.2	60



Test Vehicle: 2003 Honda Pilot 4WD SUV

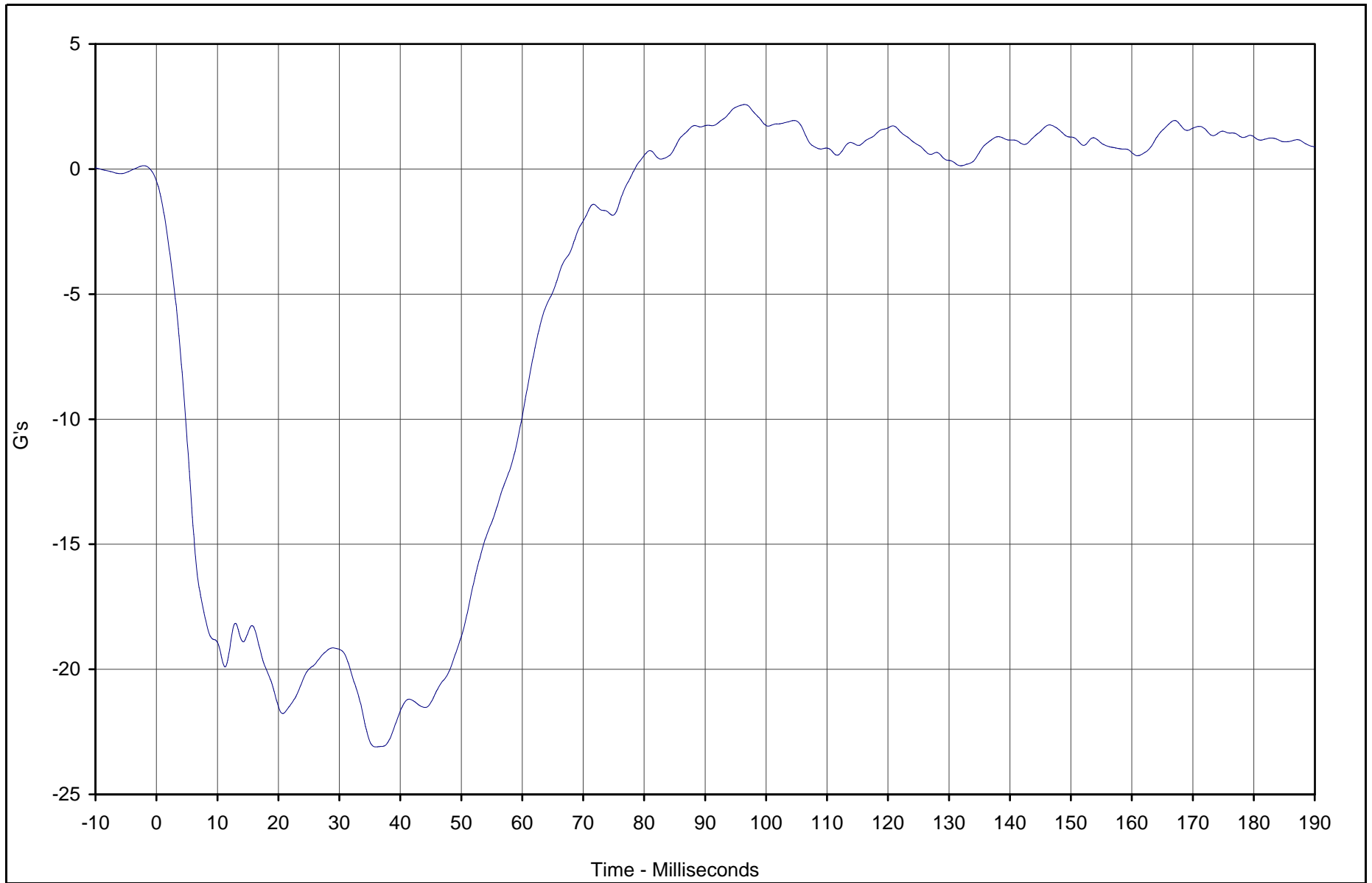
Test Date: 6/27/02

Test Program: 55/28 km/h Side Impact NCAP

NHTSA No.: HO5304

KAR22073-01

B-114



Curve Description	CURNO	Type	Units	Max	Time	Min	Time	SAE Class
MDB Rear X	056	FIL	G's	2.6	96.5	-23.1	36.0	60



Test Vehicle: 2003 Honda Pilot 4WD SUV

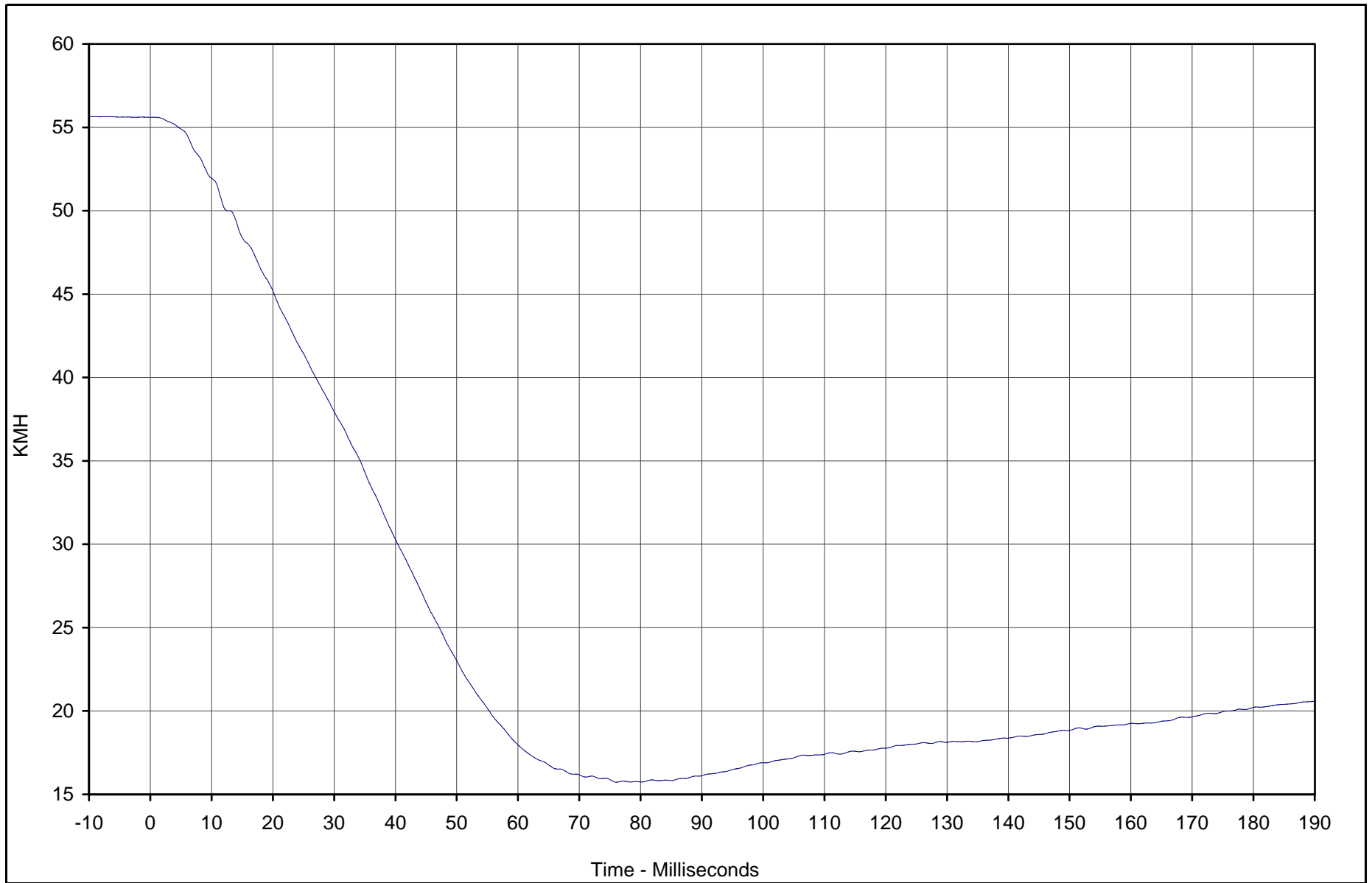
Test Date: 6/27/02

Test Program: 55/28 km/h Side Impact NCAP

NHTSA No.: HO5304

KAR22073-01

B-115



Curve Description	CURNO	Type	Units	Max	Time	Min	Time	SAE Class
MDB Rear X Velocity	056	IN1	KMH	55.6	0.7	15.7	76.0	180



Test Vehicle: 2003 Honda Pilot 4WD SUV

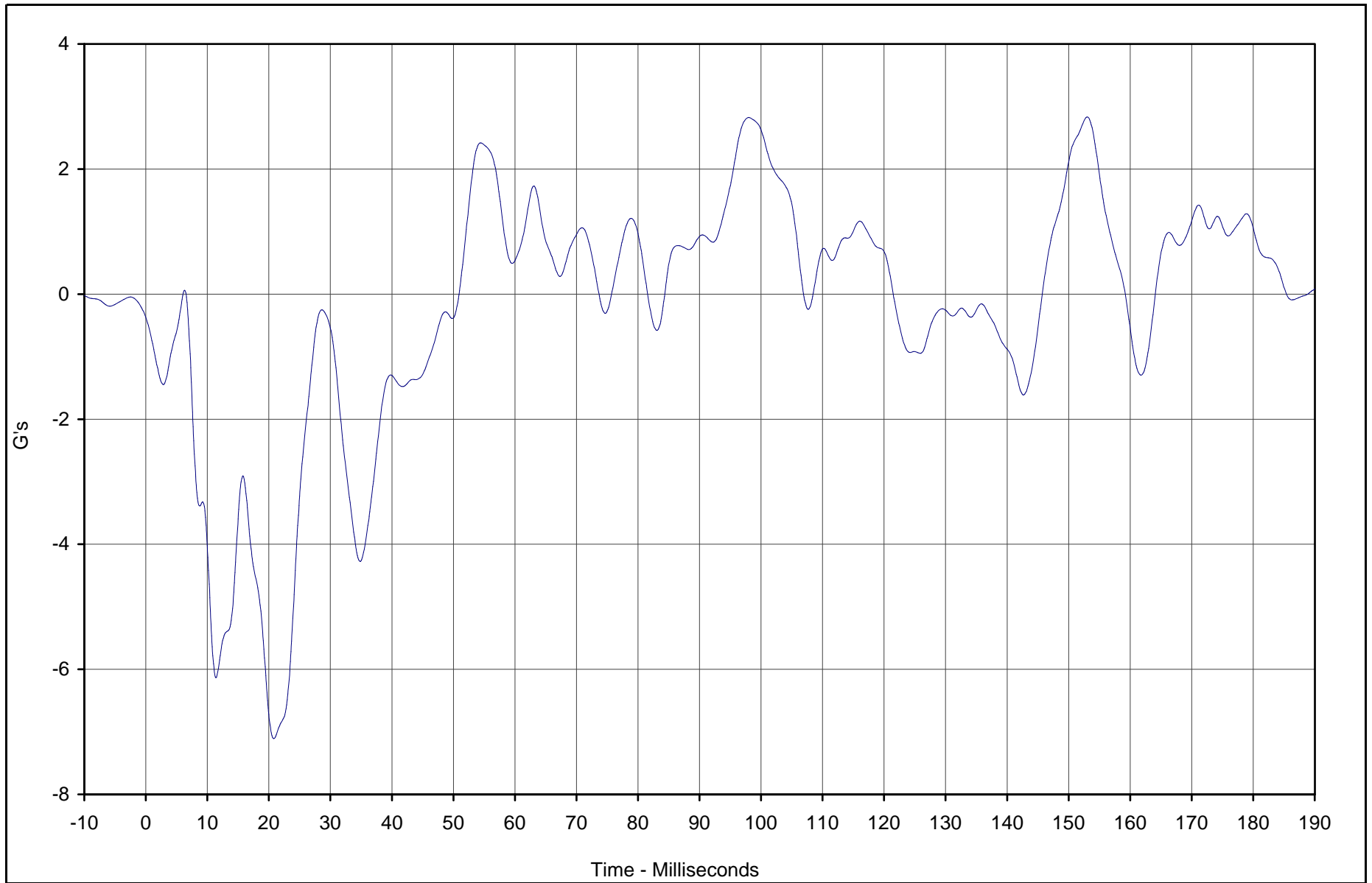
Test Date: 6/27/02

Test Program: 55/28 km/h Side Impact NCAP

NHTSA No.: HO5304

KAR22073-01

B-116



Curve Description	CURNO	Type	Units	Max	Time	Min	Time	SAE Class
MDB Rear Y	057	FIL	G's	2.8	153.0	-7.1	20.8	60



Test Vehicle: 2003 Honda Pilot 4WD SUV

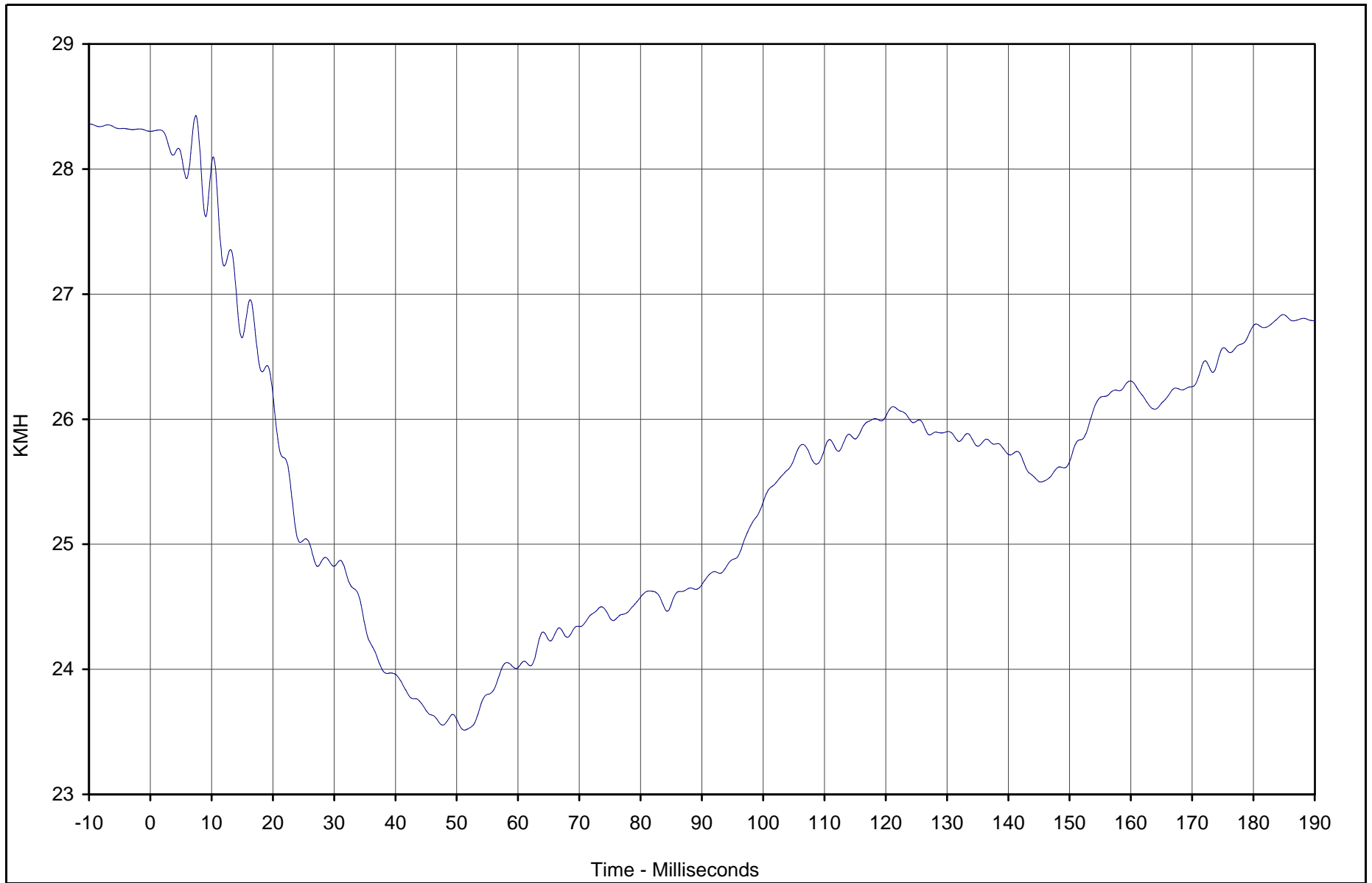
Test Date: 6/27/02

Test Program: 55/28 km/h Side Impact NCAP

NHTSA No.: HO5304

KAR22073-01

B-117



Curve Description	CURNO	Type	Units	Max	Time	Min	Time	SAE Class
MDB Rear Y Velocity	057	IN1	KMH	28.4	7.4	23.5	51.3	180



Test Vehicle: 2003 Honda Pilot 4WD SUV

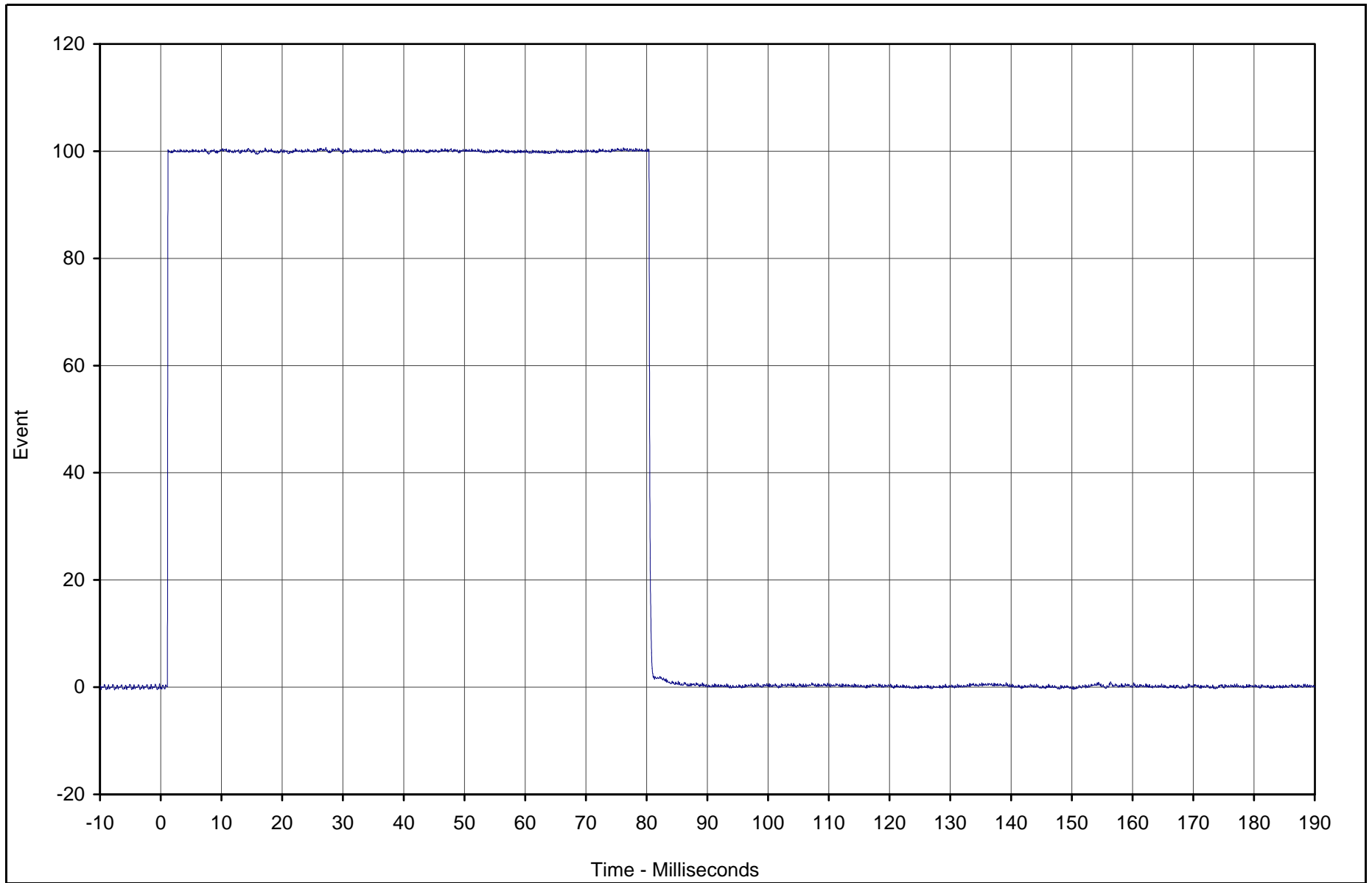
Test Date: 6/27/02

Test Program: 55/28 km/h Side Impact NCAP

NHTSA No.: HO5304

KAR22073-01

B-118



KAR22073-01

Curve Description	CURNO	Type	Units	Max	Time	Cross %	Time	SAE Class
MDB Right Bumper Contact	058	FIL	Event	100.7	27.2	50.0	1.2	1000



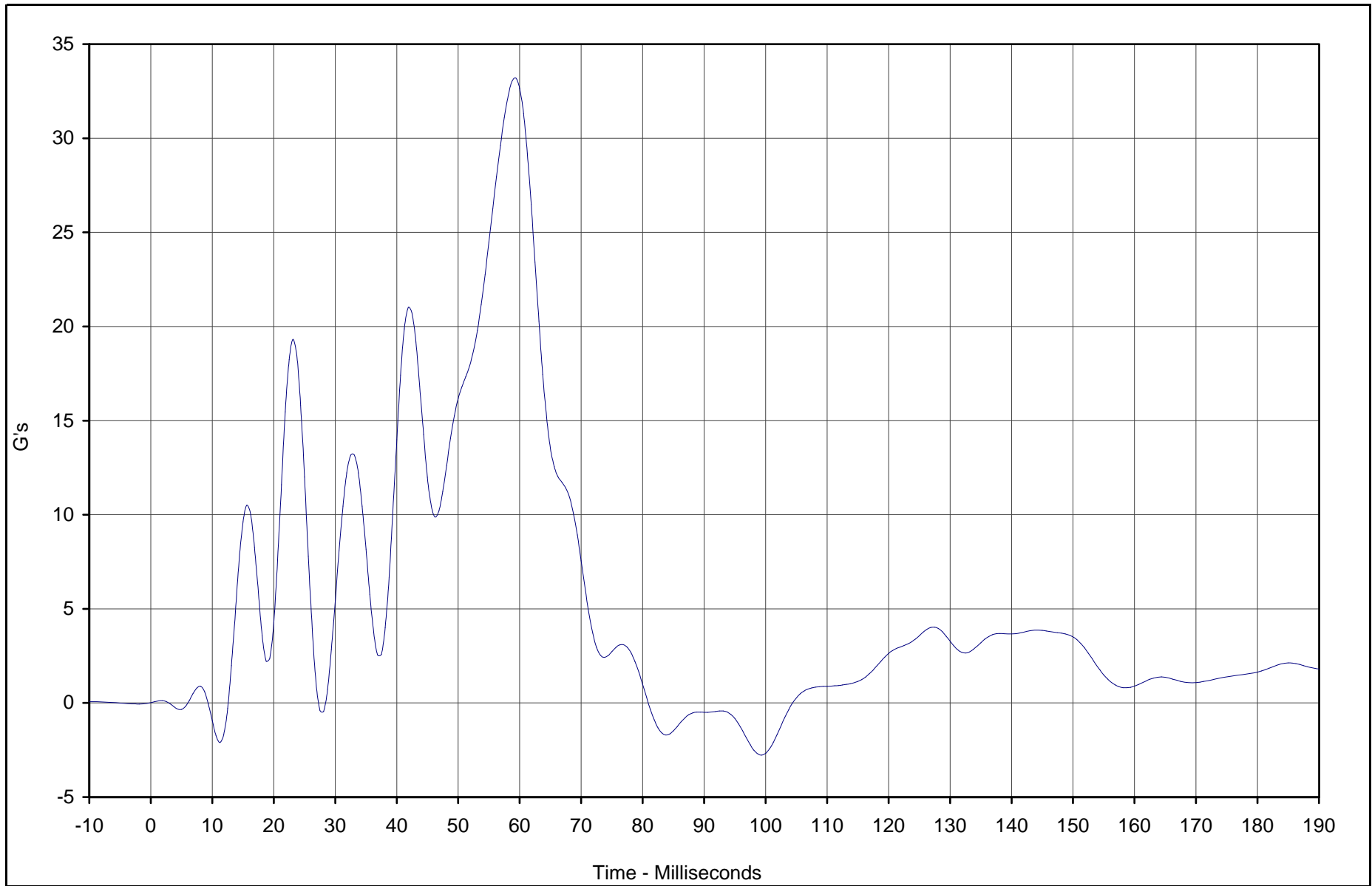
Test Vehicle: 2003 Honda Pilot 4WD SUV

Test Date: 6/27/02

Test Program: 55/28 km/h Side Impact NCAP

NHTSA No.: HO5304

B-119



Curve Description	CURNO	Type	Units	Max	Time	Min	Time	SAE Class
Driver Upper Rib Primary Y	004	FIR	G's	33.2	59.4	-2.8	99.4	FIR100



Test Vehicle: 2003 Honda Pilot 4WD SUV

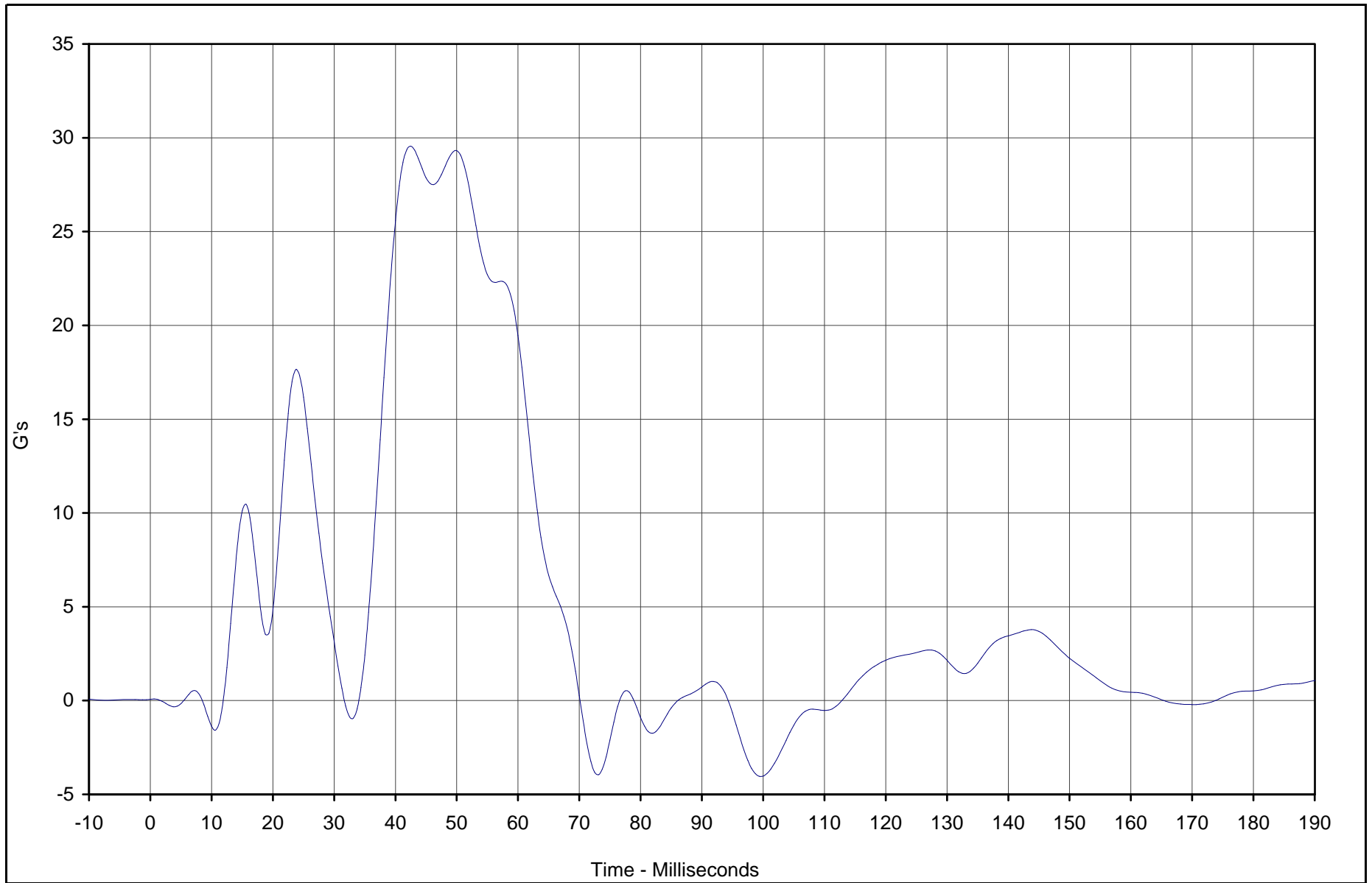
Test Date: 6/27/02

Test Program: 55/28 km/h Side Impact NCAP

NHTSA No.: HO5304

KAR22073-01

B-120



Curve Description	CURNO	Type	Units	Max	Time	Min	Time	SAE Class
Driver Lower Rib Primary Y	005	FIR	G's	29.6	42.5	-4.0	99.4	FIR100



Test Vehicle: 2003 Honda Pilot 4WD SUV

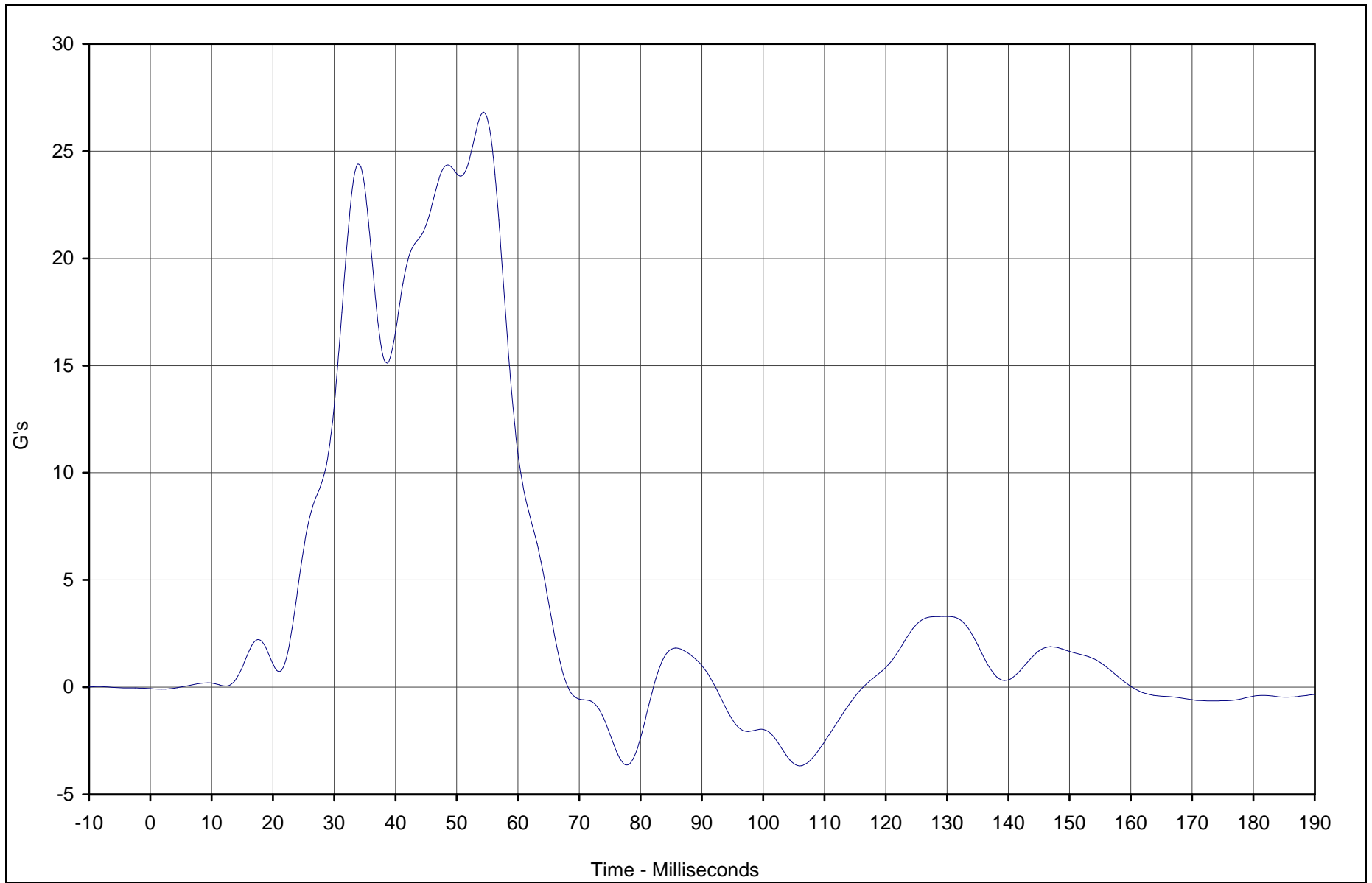
Test Date: 6/27/02

Test Program: 55/28 km/h Side Impact NCAP

NHTSA No.: HO5304

KAR22073-01

B-121



KAR22073-01

Curve Description	CURNO	Type	Units	Max	Time	Min	Time	SAE Class
Driver Lower Spine Primary Y	006	FIR	G's	26.8	54.4	-3.7	106.3	FIR100



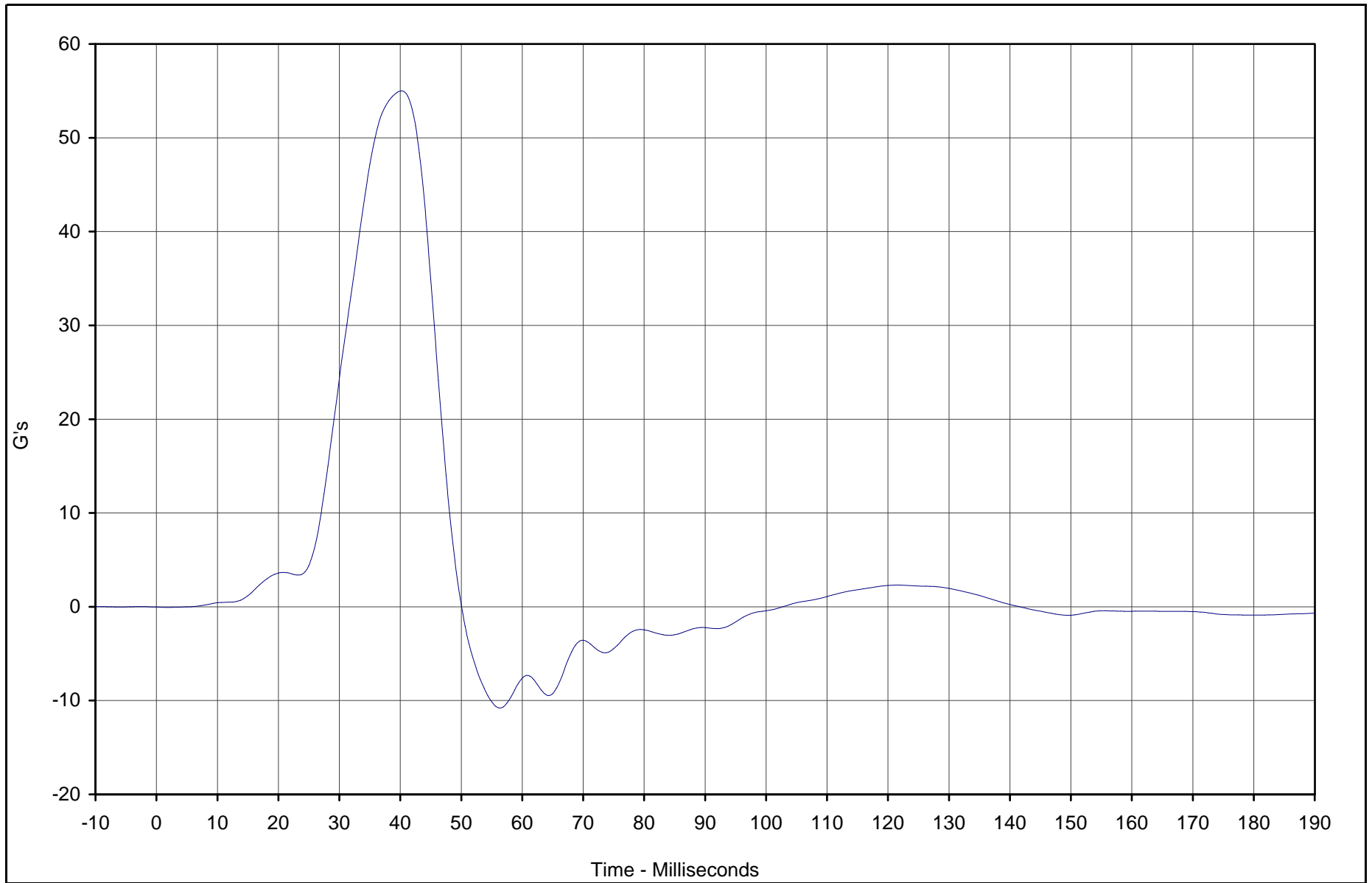
Test Vehicle: 2003 Honda Pilot 4WD SUV

Test Date: 6/27/02

Test Program: 55/28 km/h Side Impact NCAP

NHTSA No.: HO5304

B-122



KAR22073-01

Curve Description	CURNO	Type	Units	Max	Time	Min	Time	SAE Class
Driver Pelvis Primary Y	007	FIR	G's	55.0	40.0	-10.8	56.3	FIR100



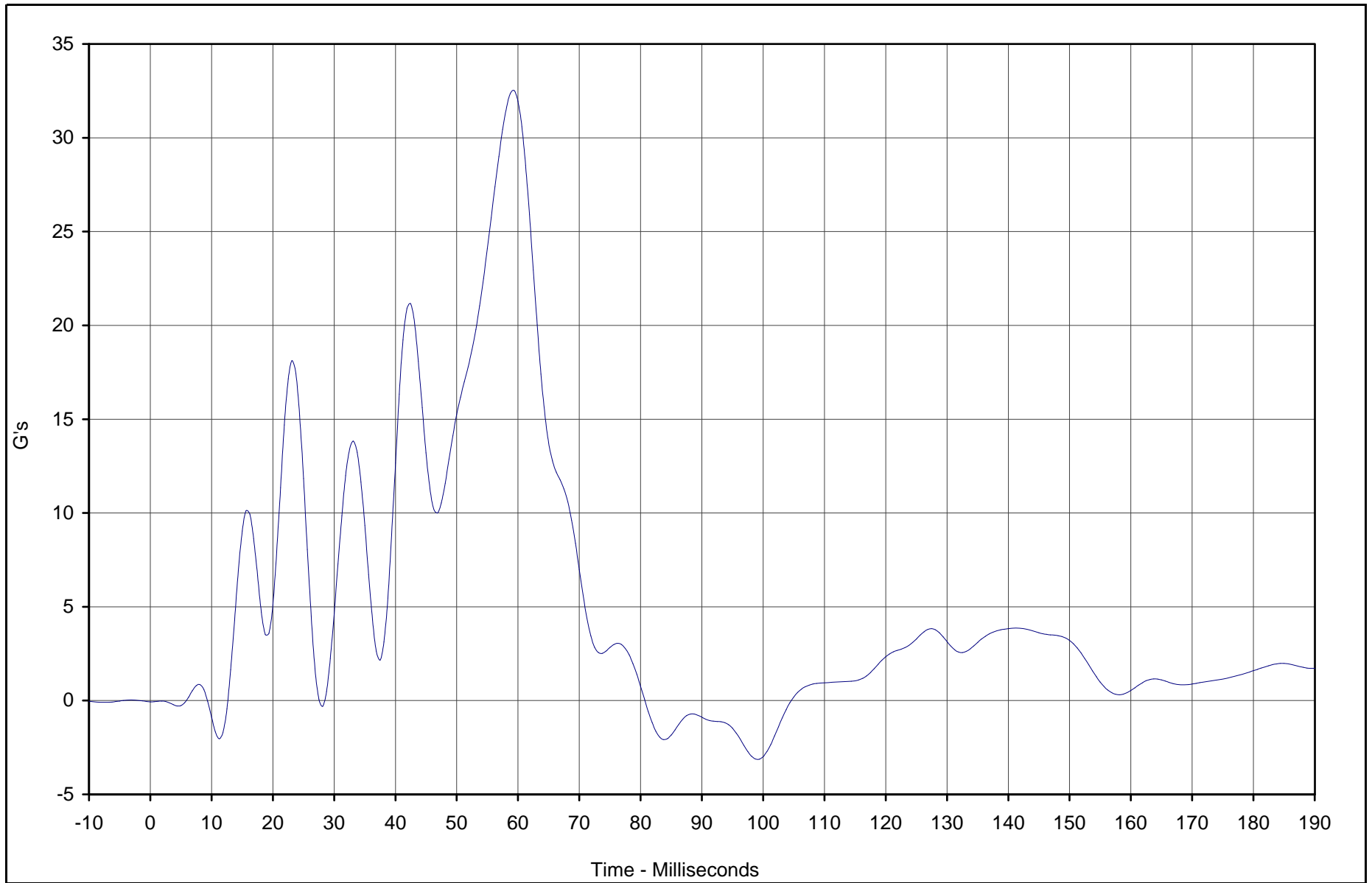
Test Vehicle: 2003 Honda Pilot 4WD SUV

Test Date: 6/27/02

Test Program: 55/28 km/h Side Impact NCAP

NHTSA No.: HO5304

B-123



Curve Description	CURNO	Type	Units	Max	Time	Min	Time	SAE Class
Driver Upper Rib Redundant Y	008	FIR	G's	32.5	59.4	-3.1	99.4	FIR100



Test Vehicle: 2003 Honda Pilot 4WD SUV

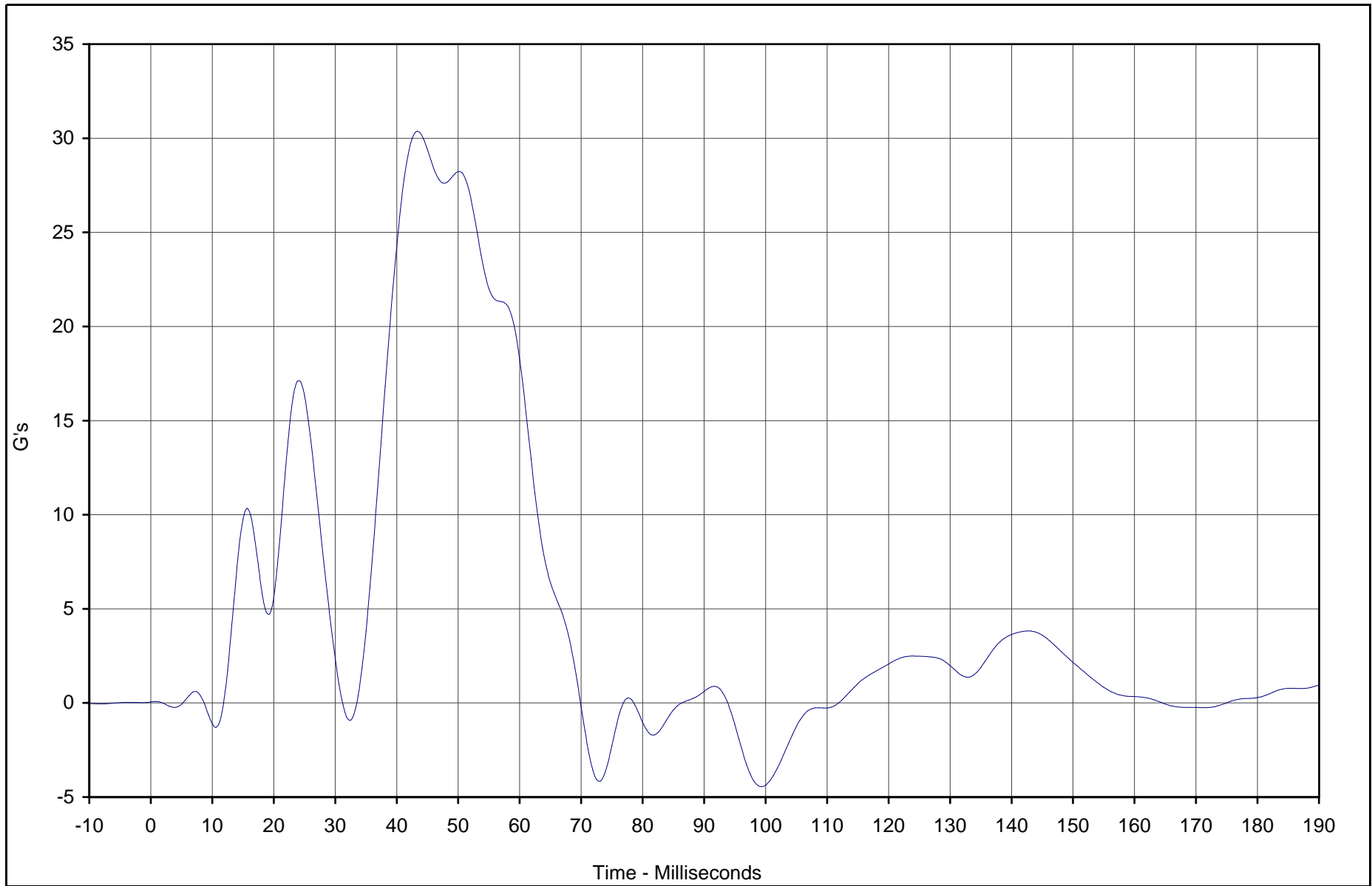
Test Date: 6/27/02

Test Program: 55/28 km/h Side Impact NCAP

NHTSA No.: HO5304

KAR22073-01

B-124



Curve Description	CURNO	Type	Units	Max	Time	Min	Time	SAE Class
Driver Lower Rib Redundant Y	009	FIR	G's	30.3	43.1	-4.4	99.4	FIR100



Test Vehicle: 2003 Honda Pilot 4WD SUV

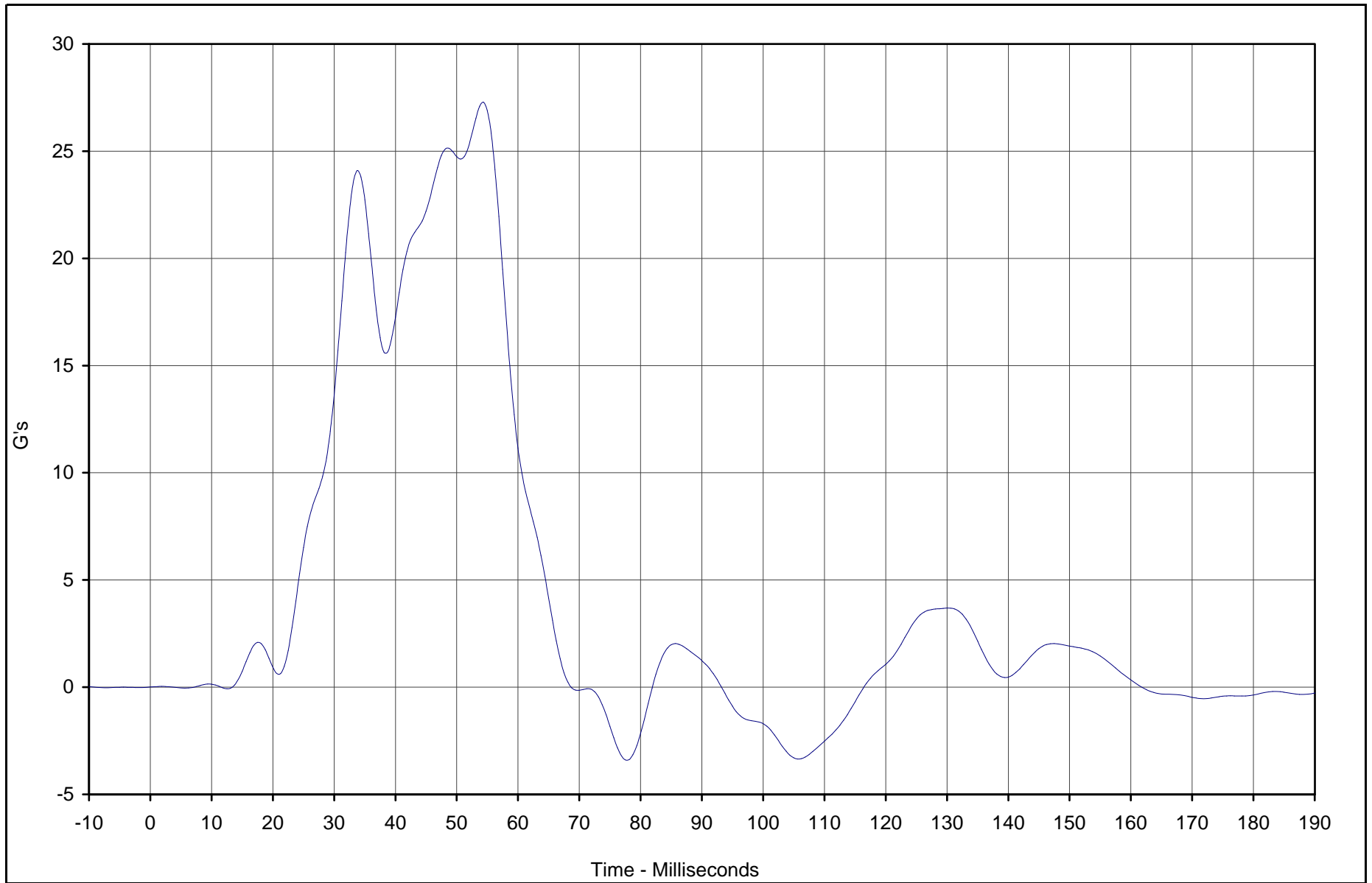
Test Date: 6/27/02

Test Program: 55/28 km/h Side Impact NCAP

NHTSA No.: HO5304

KAR22073-01

B-125



Curve Description	CURNO	Type	Units	Max	Time	Min	Time	SAE Class
Driver Lower Spine Redundant Y	010	FIR	G's	27.3	54.4	-3.4	77.5	FIR100



Test Vehicle: 2003 Honda Pilot 4WD SUV

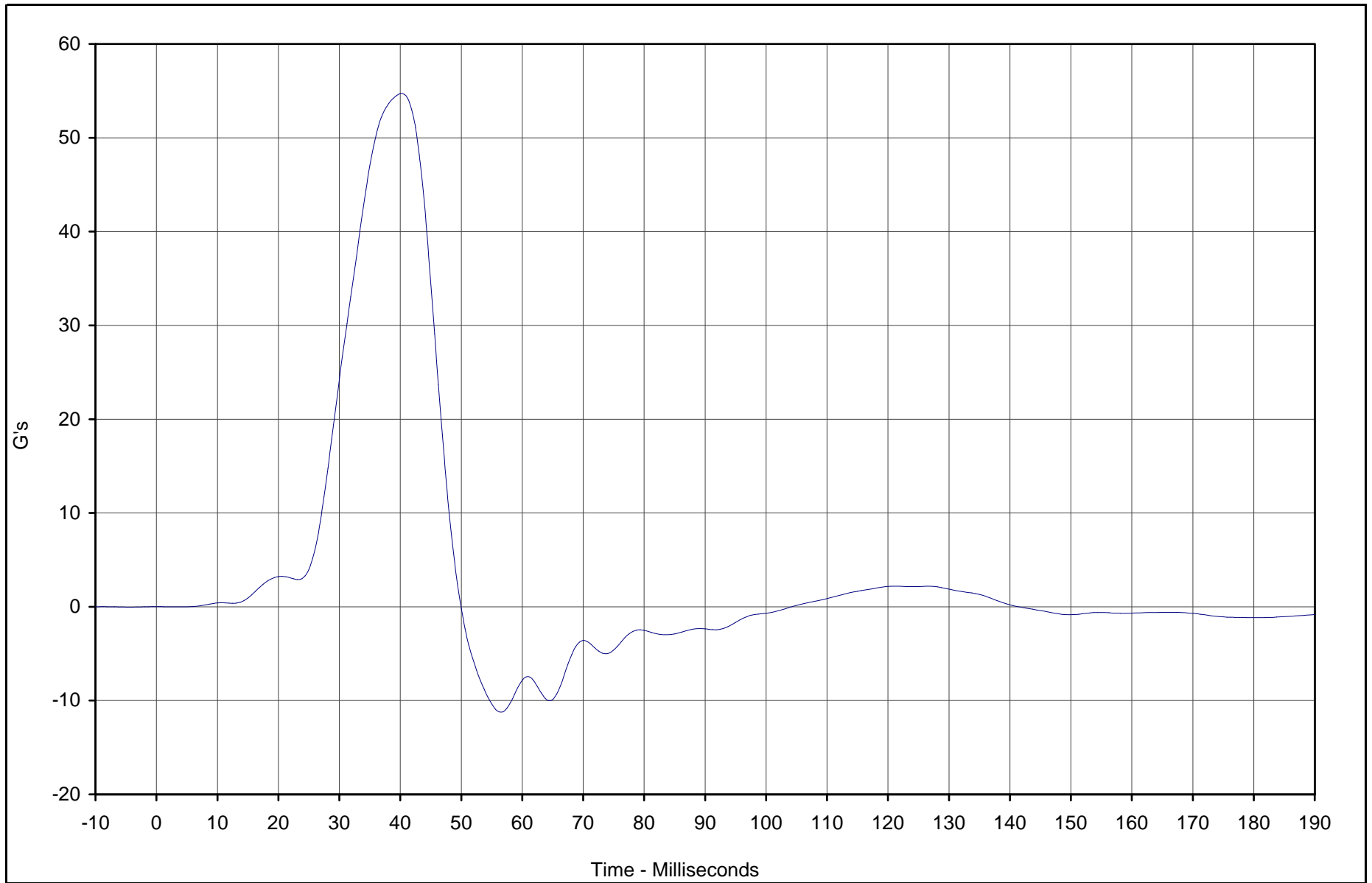
Test Date: 6/27/02

Test Program: 55/28 km/h Side Impact NCAP

NHTSA No.: HO5304

KAR22073-01

B-126



Curve Description	CURNO	Type	Units	Max	Time	Min	Time	SAE Class
Driver Pelvis Redundant Y	011	FIR	G's	54.7	40.0	-11.2	56.3	FIR100



Test Vehicle: 2003 Honda Pilot 4WD SUV

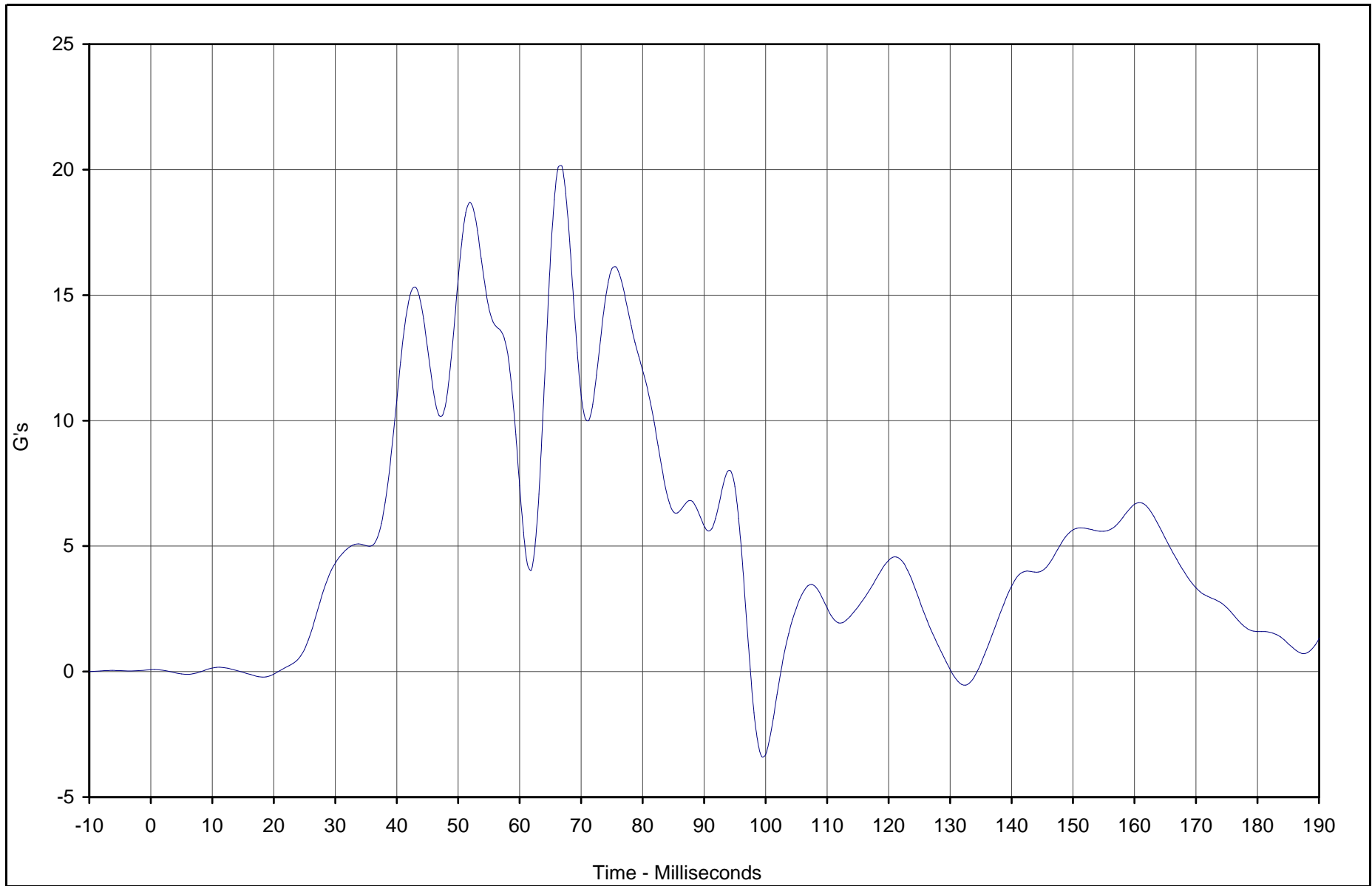
Test Date: 6/27/02

Test Program: 55/28 km/h Side Impact NCAP

NHTSA No.: HO5304

KAR22073-01

B-127



Curve Description	CURNO	Type	Units	Max	Time	Min	Time	SAE Class
Pass. Upper Rib Primary Y	017	FIR	G's	20.1	66.9	-3.4	99.4	FIR100



Test Vehicle: 2003 Honda Pilot 4WD SUV

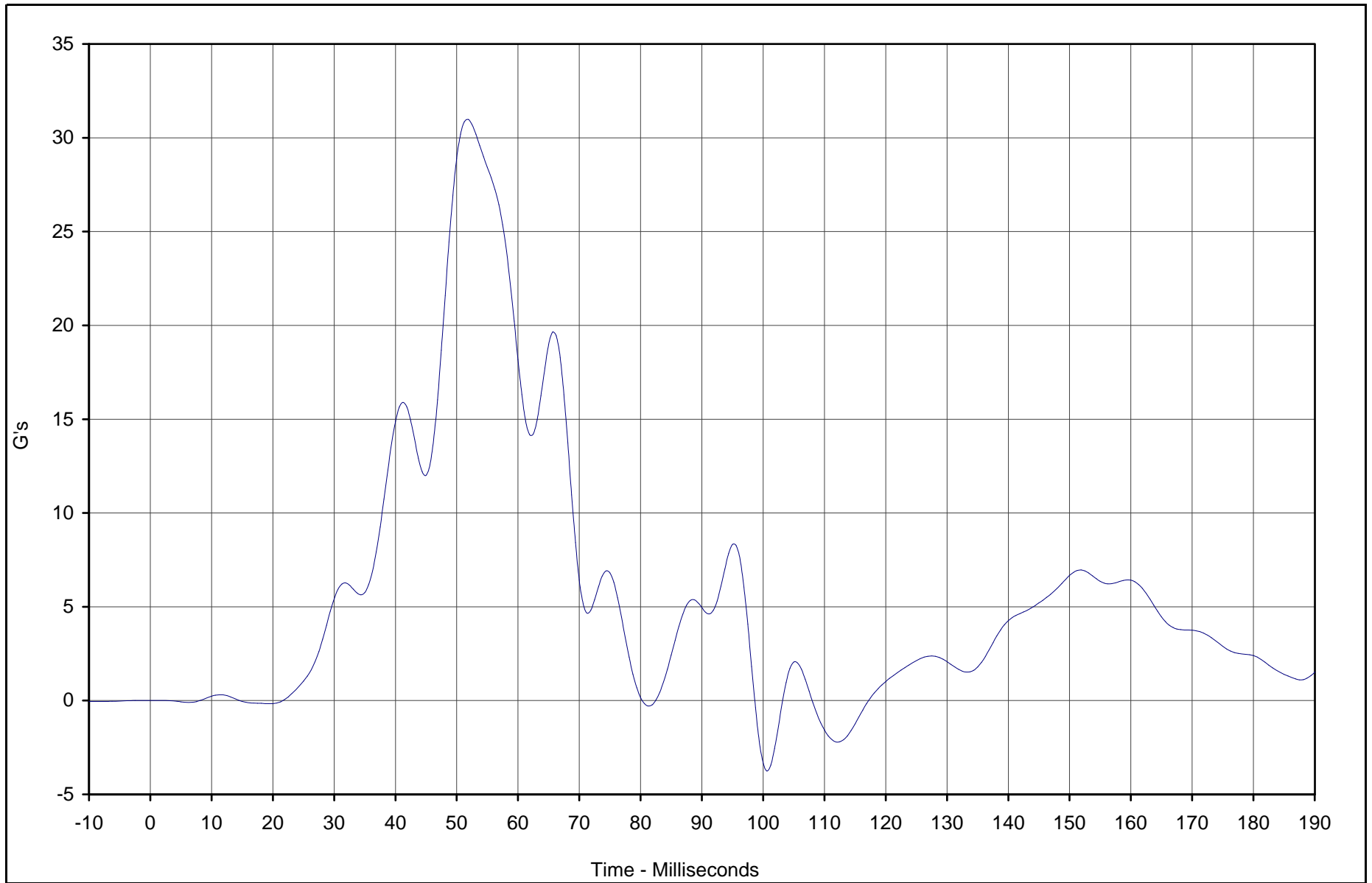
Test Date: 6/27/02

Test Program: 55/28 km/h Side Impact NCAP

NHTSA No.: HO5304

KAR22073-01

B-128



KAR22073-01

Curve Description	CURNO	Type	Units	Max	Time	Min	Time	SAE Class
Pass. Lower Rib Primary Y	018	FIR	G's	31.0	51.9	-3.7	100.6	FIR100



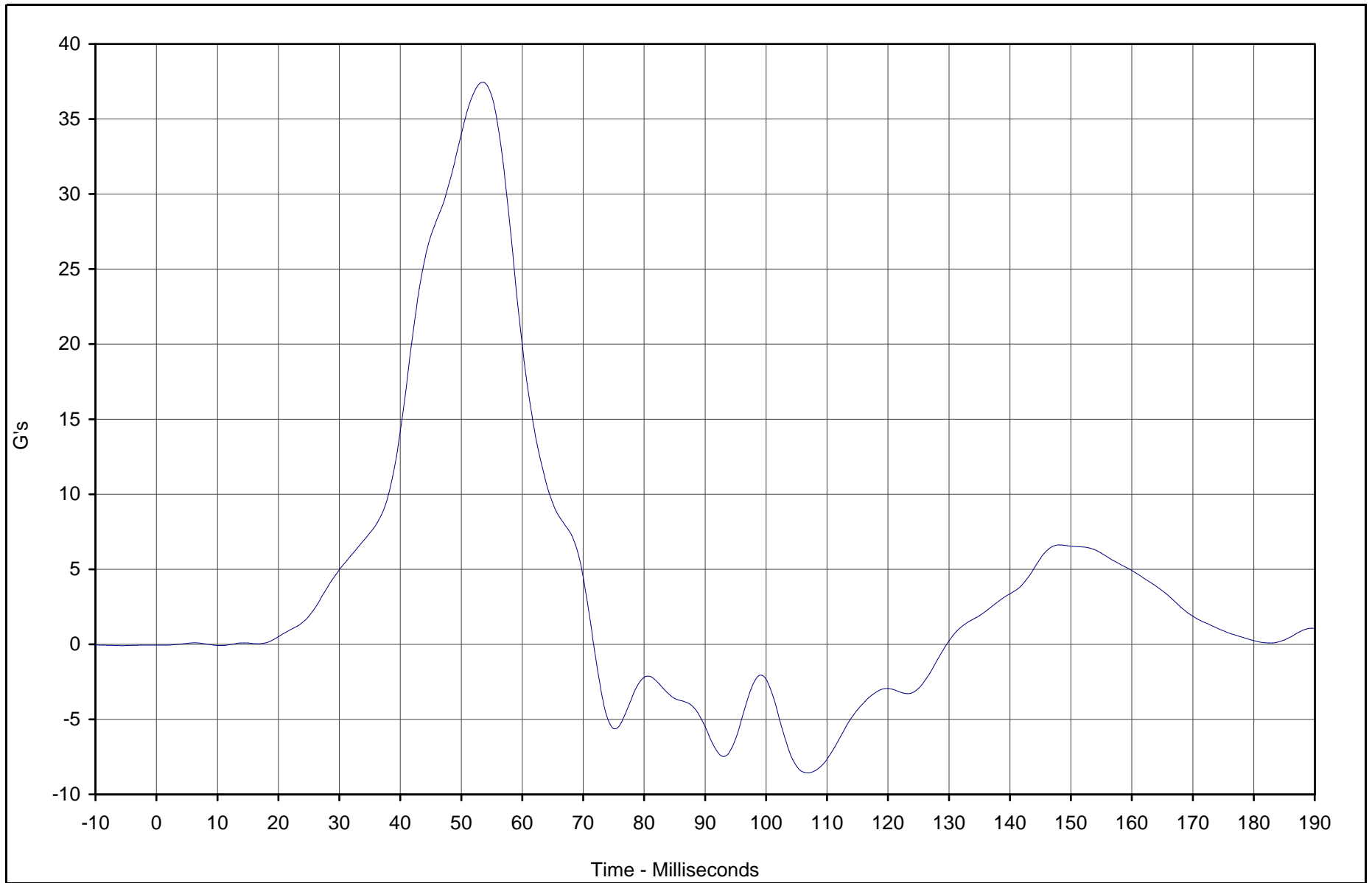
Test Vehicle: 2003 Honda Pilot 4WD SUV

Test Date: 6/27/02

Test Program: 55/28 km/h Side Impact NCAP

NHTSA No.: HO5304

B-129



Curve Description	CURNO	Type	Units	Max	Time	Min	Time	SAE Class
Pass. Lower Spine Primary Y	019	FIR	G's	37.4	53.8	-8.6	106.9	FIR100



Test Vehicle: 2003 Honda Pilot 4WD SUV

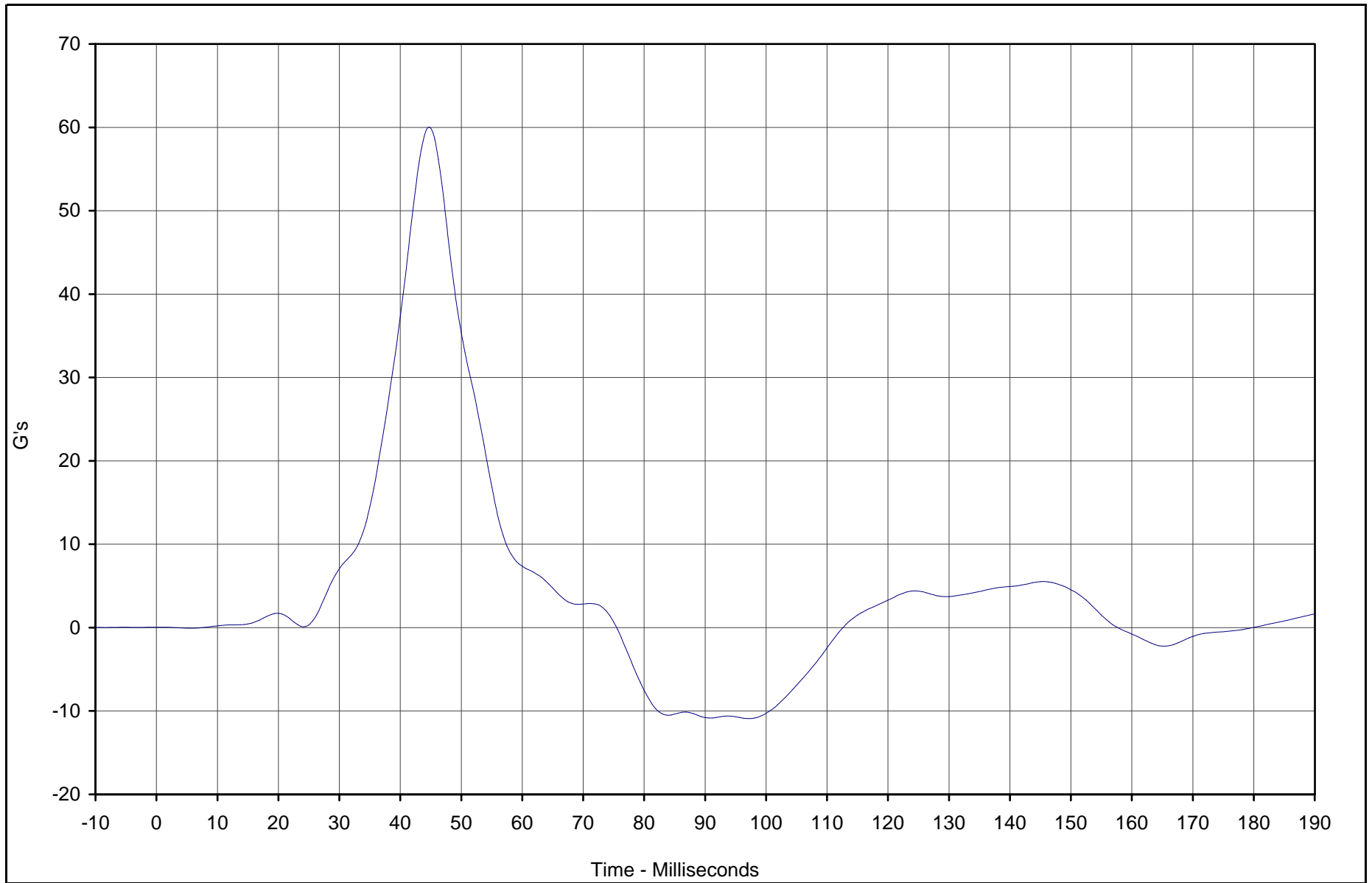
Test Date: 6/27/02

Test Program: 55/28 km/h Side Impact NCAP

NHTSA No.: HO5304

KAR22073-01

B-130



Curve Description	CURNO	Type	Units	Max	Time	Min	Time	SAE Class
Pass. Pelvis Primary Y	020	FIR	G's	59.9	45.0	-10.9	96.9	FIR100



Test Vehicle: 2003 Honda Pilot 4WD SUV

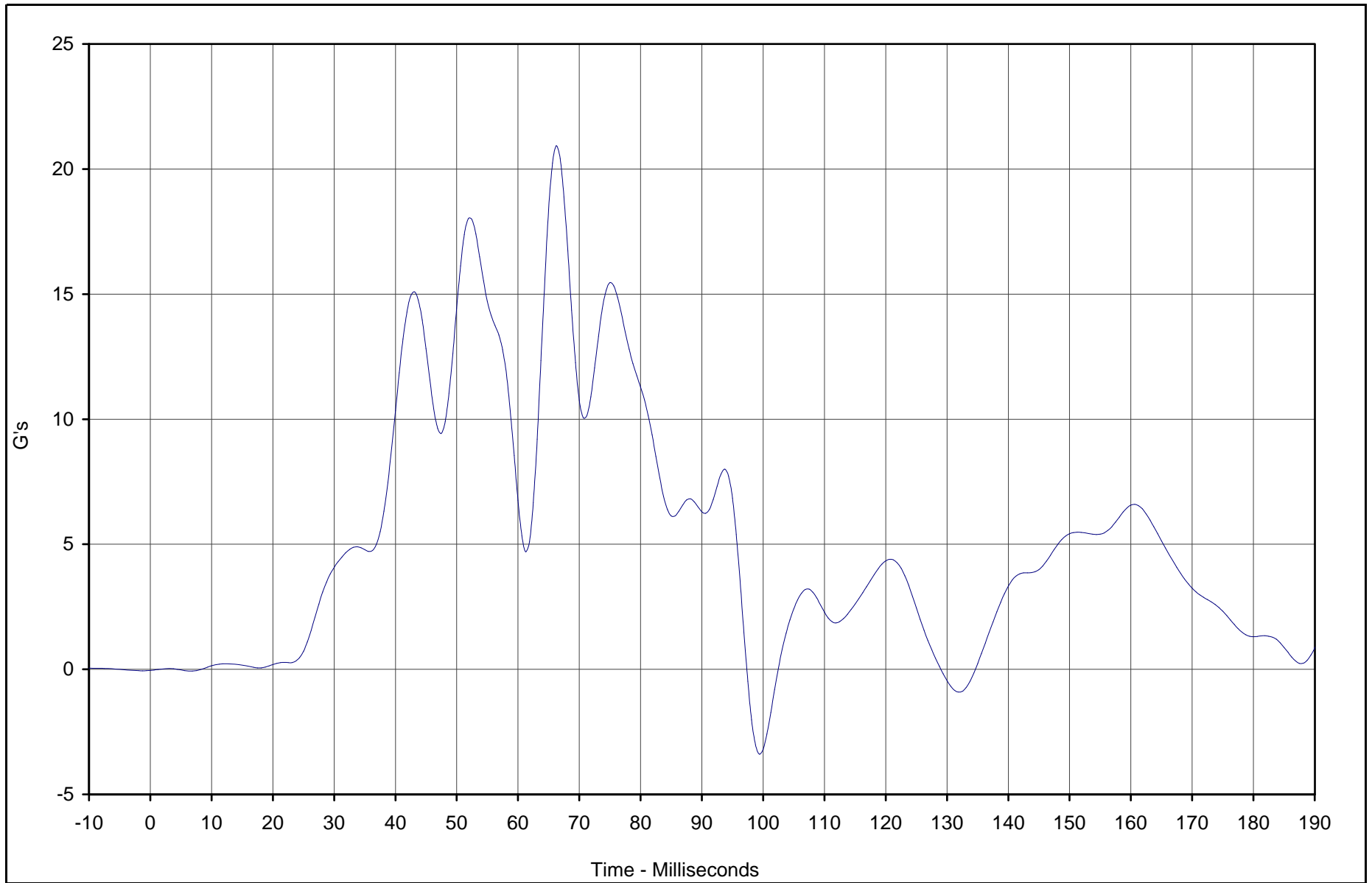
Test Date: 6/27/02

Test Program: 55/28 km/h Side Impact NCAP

NHTSA No.: HO5304

KAR22073-01

B-131



Curve Description	CURNO	Type	Units	Max	Time	Min	Time	SAE Class
Pass. Upper Rib Redundant Y	021	FIR	G's	20.9	66.3	-3.4	99.4	FIR100



Test Vehicle: 2003 Honda Pilot 4WD SUV

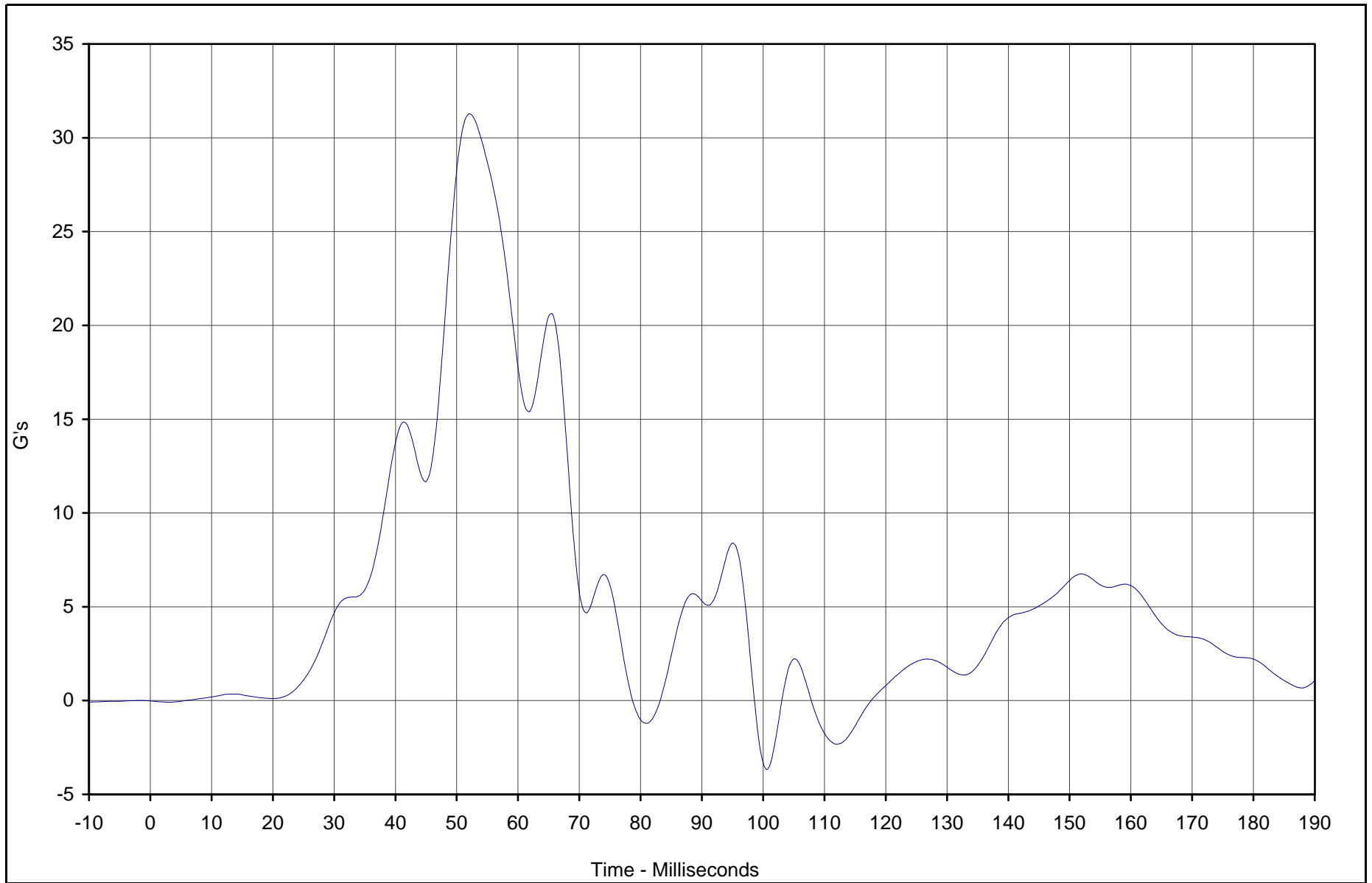
Test Date: 6/27/02

Test Program: 55/28 km/h Side Impact NCAP

NHTSA No.: HO5304

KAR22073-01

B-132



Curve Description	CURNO	Type	Units	Max	Time	Min	Time	SAE Class
Pass. Lower Rib Redundant Y	022	FIR	G's	31.3	51.9	-3.7	100.6	FIR100



Test Vehicle: 2003 Honda Pilot 4WD SUV

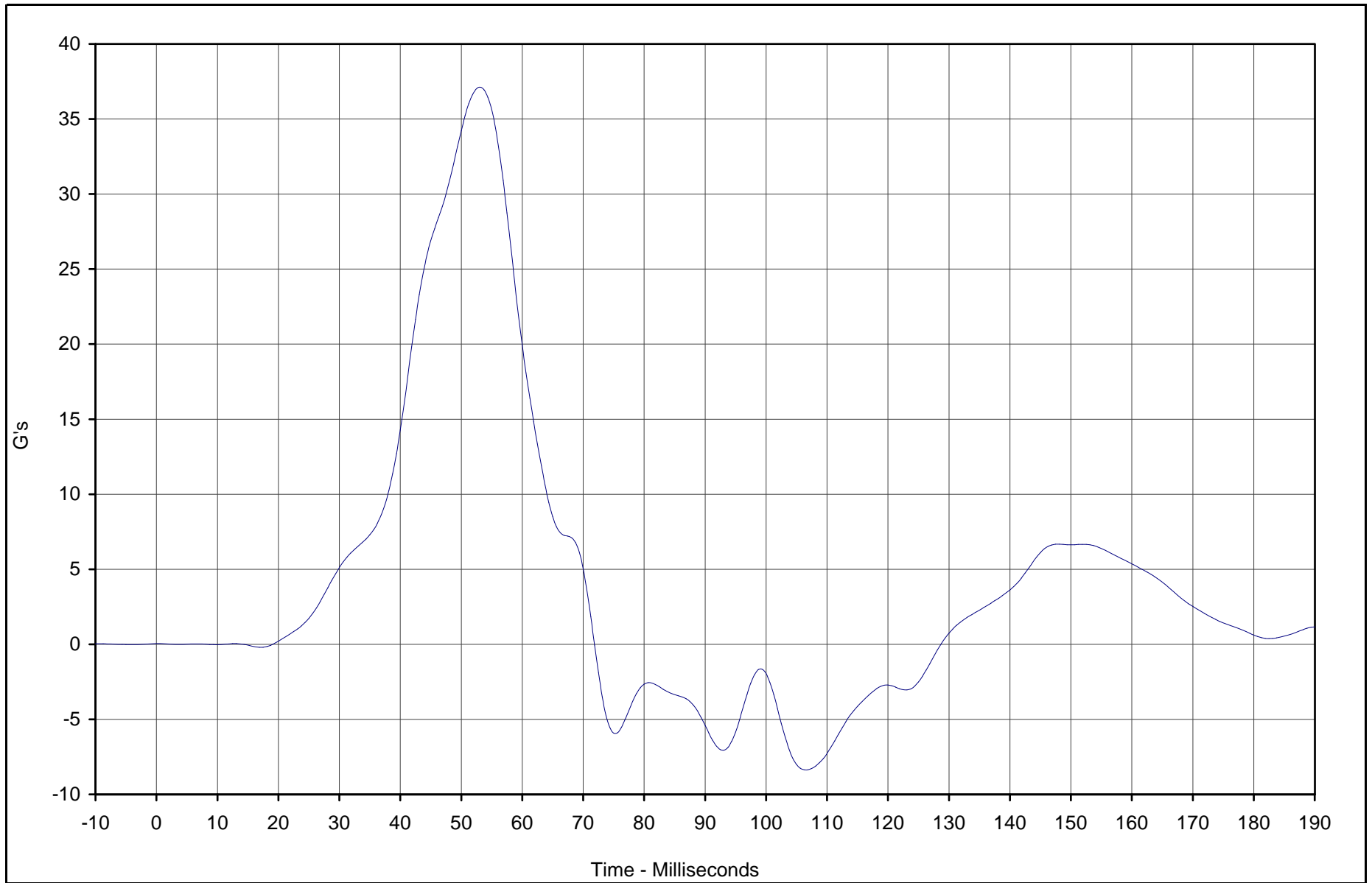
Test Date: 6/27/02

Test Program: 55/28 km/h Side Impact NCAP

NHTSA No.: HO5304

KAR22073-01

B-133



KAR22073-01

Curve Description	CURNO	Type	Units	Max	Time	Min	Time	SAE Class
Pass. Lower Spine Redundant Y	023	FIR	G's	37.1	53.1	-8.4	106.3	FIR100



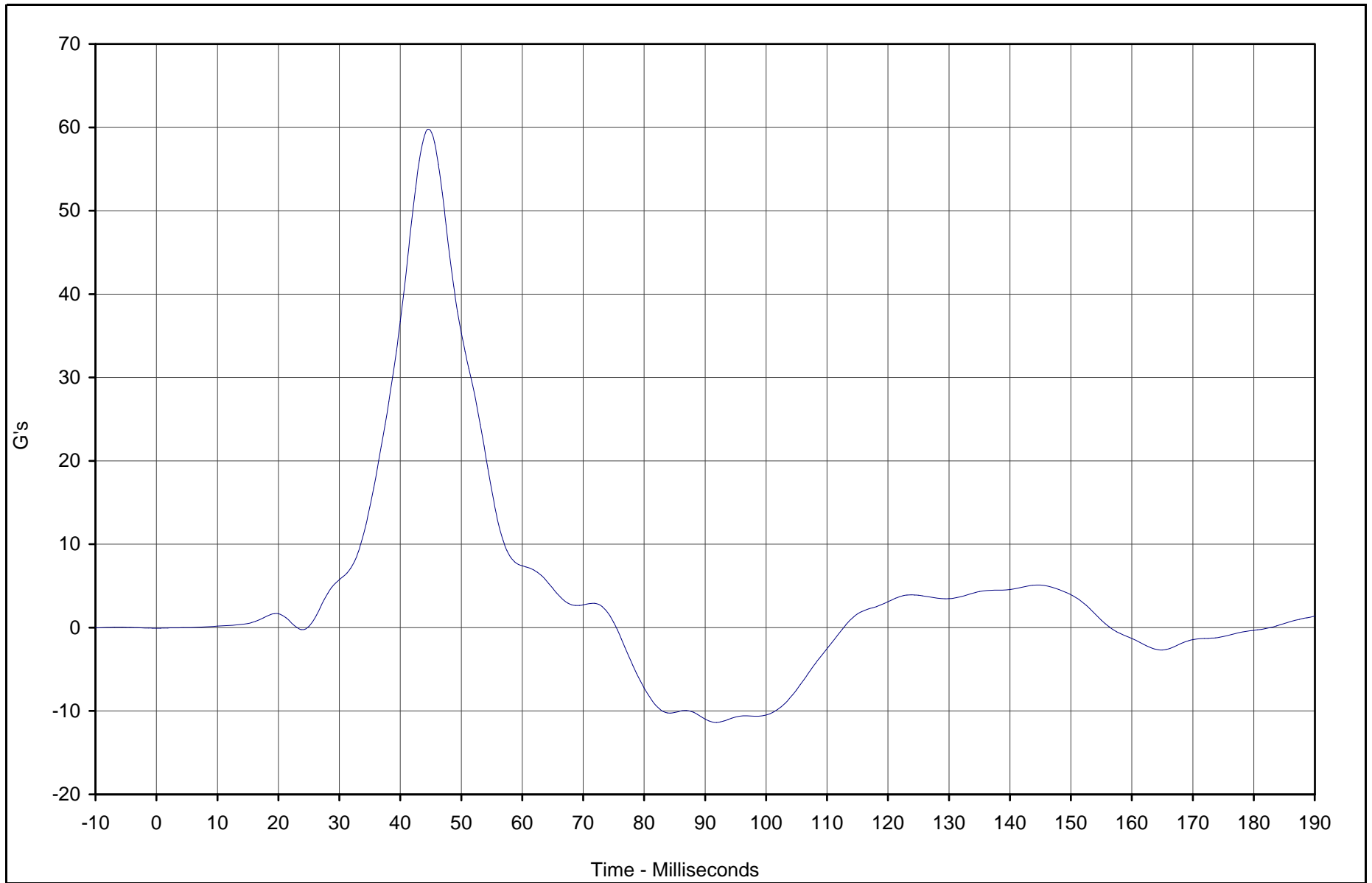
Test Vehicle: 2003 Honda Pilot 4WD SUV

Test Date: 6/27/02

Test Program: 55/28 km/h Side Impact NCAP

NHTSA No.: HO5304

B-134



Curve Description	CURNO	Type	Units	Max	Time	Min	Time	SAE Class
Pass. Pelvis Redundant Y	024	FIR	G's	59.7	44.4	-11.4	91.9	FIR100



Test Vehicle: 2003 Honda Pilot 4WD SUV

Test Date: 6/27/02

Test Program: 55/28 km/h Side Impact NCAP

NHTSA No.: HO5304

KAR22073-01

APPENDIX C
SID CONFIGURATION AND PERFORMANCE VERIFICATION DATA

APPENDIX C
PRE-TEST SID CONFIGURATION AND PERFORMANCE VERIFICATION DATA



Calibration Data Sheet Side Impact Dummy (SID) External Measurements

ATD Serial No.: 274

Tested Parameter	Units	Specification	Result	Pass/Fail
Laboratory Temperature	°C	18.9 to 25.6	21.1	Pass
Laboratory Relative Humidity	%	10 to 70	30	Pass
SH- Seated Height	mm	889 to 909	900	Pass
HP- Hip Point Height	mm	99 (reference)	99	Pass
RH- Rib Height	mm	502 to 520	515	Pass
KH- Knee Pivot From Back Line	mm	511 to 526	525	Pass
KV- Knee Pivot From Floor	mm	490 to 505	495	Pass
HW- Hip Width	mm	356 to 391	370	Pass
Overall Test Results				Pass

C-1

KAR22073-01

Laboratory Technician

June 16, 2002

Test Date



Calibration Data Sheet Side Impact Dummy (SID) Thorax Lateral Impact

ATD Serial No.: 274

Test I.D.: TI06A

Tested Parameter	Units	Specification	Result	Pass/Fail
Laboratory Temperature	°C	18.9 to 25.6	21.1	Pass
Laboratory Relative Humidity	%	10 to 70	30	Pass
Probe Velocity	m/s	4.21 to 4.33	4.26	Pass
Upper Rib Acceleration	G's	37.0 to 46.0	45.5	Pass
Lower Rib Acceleration	G's	37.0 to 46.0	44.8	Pass
Thoracic Spine Acceleration	G's	15.0 to 22.0	19.8	Pass
Overall Test Results				Pass

C-2

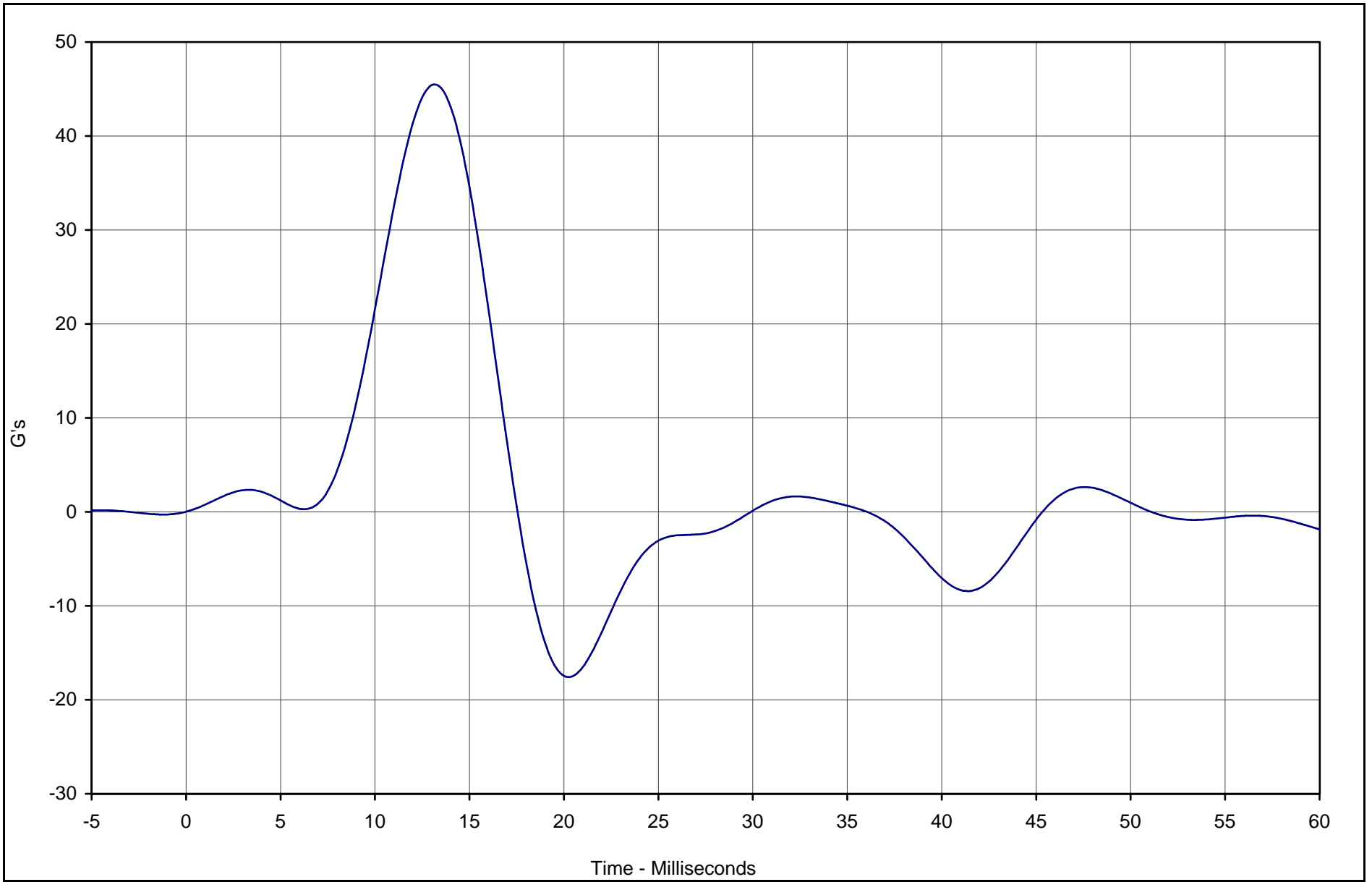
KAR22073-01

Laboratory Technician

June 16, 2002

Test Date

C-3



KARR22073-01

Curve Description	CURNO	Type	Units	Max	Time	Min	Time	SAE Class
Upper Rib Y Acceleration	001	FIL	G's	45.5	13.2	-17.6	20.2	FIR100



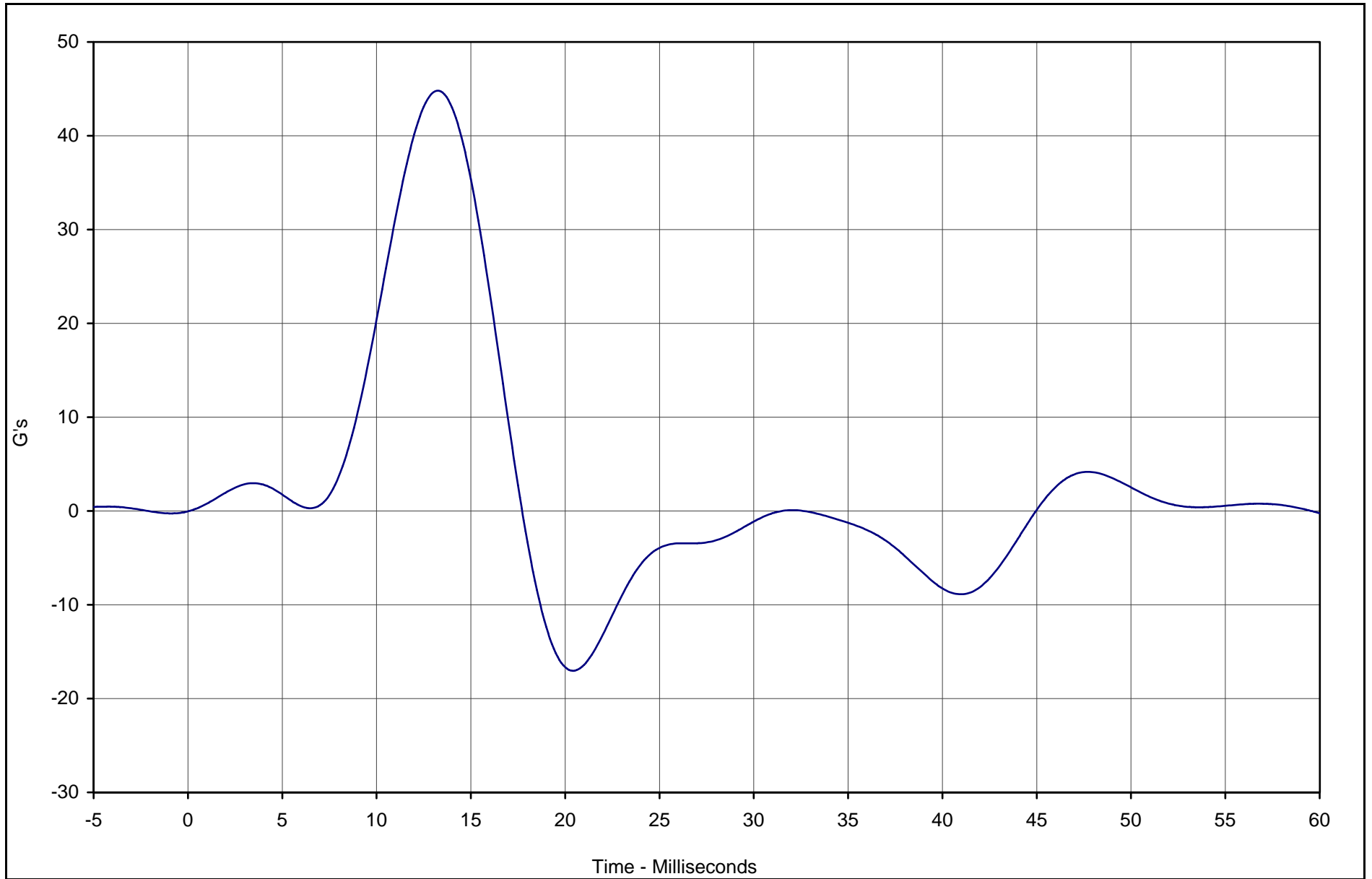
Test Vehicle: Side Impact Dummy (SID) Thorax Lateral Impact

SID Serial No.: 274

Test Date: 6/16/02

Test I.D.: TI06A

C-4



KARR22073-01

Curve Description	CURNO	Type	Units	Max	Time	Min	Time	SAE Class
Lower Rib Y Acceleration	002	FIL	G's	44.8	13.2	-17.0	20.4	FIR100



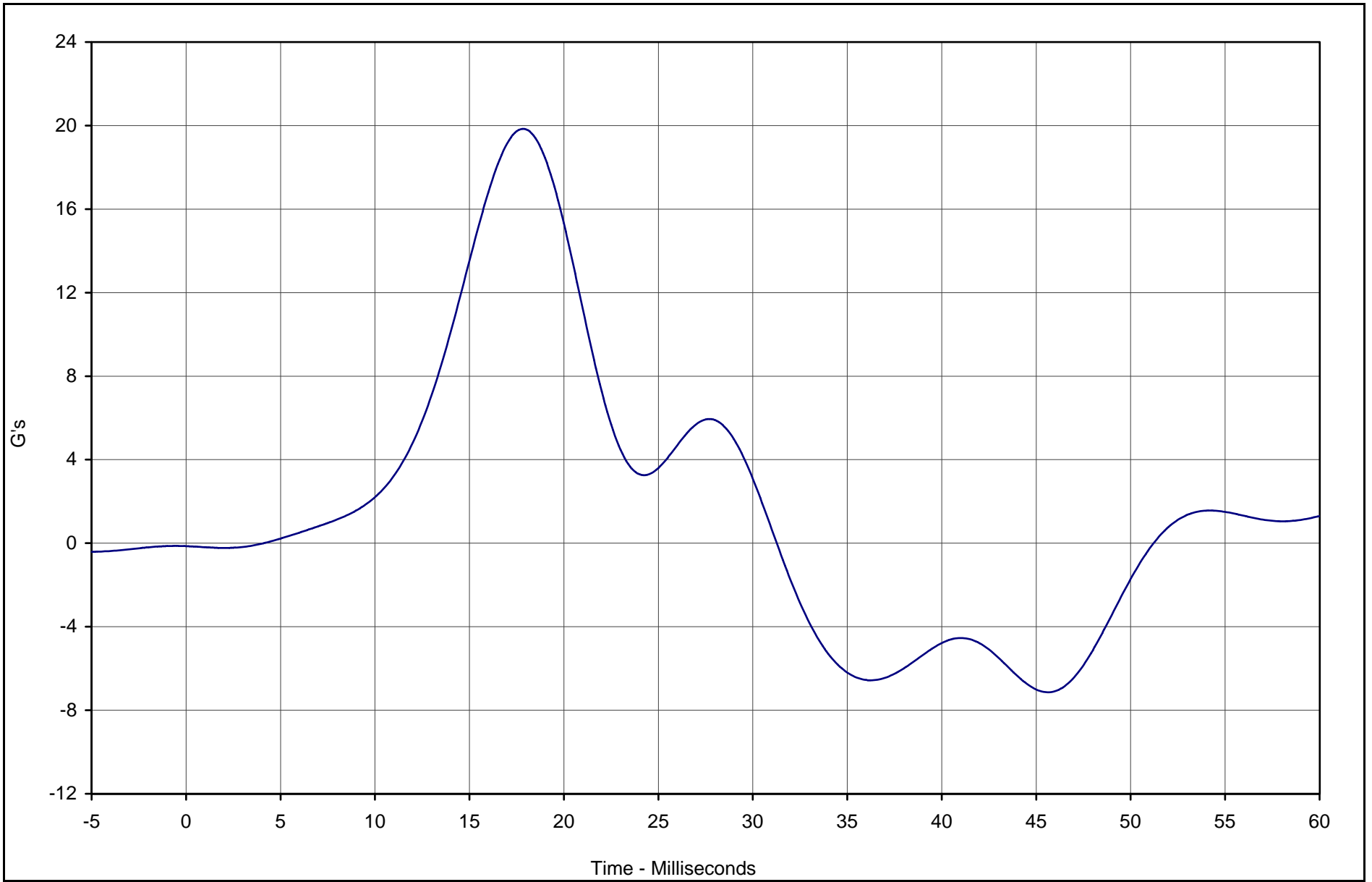
Test Vehicle: Side Impact Dummy (SID) Thorax Lateral Impact

SID Serial No.: 274

Test Date: 6/16/02

Test I.D.: TI06A

C-5



KAR22073-01

Curve Description	CURNO	Type	Units	Max	Time	Min	Time	SAE Class
Lower Spine Y Acceleration	003	FIL	G's	19.8	17.8	-7.1	45.6	FIR100



Test Vehicle: Side Impact Dummy (SID) Thorax Lateral Impact

SID Serial No.: 274

Test Date: 6/16/02

Test I.D.: TI06A



Calibration Data Sheet Side Impact Dummy (SID) Pelvis Lateral Impact

ATD Serial No.: 274

Test I.D.: PI06A

Tested Parameter	Units	Specification	Result	Pass/Fail
Laboratory Temperature	°C	18.9 to 25.6	21.1	Pass
Laboratory Relative Humidity	%	10 to 70	30	Pass
Probe Velocity	m/s	4.21 to 4.33	4.25	Pass
Peak Pelvis Acceleration	G's	40.0 to 60.0	46.3	Pass
Acceleration Time Above 20 G's	Msec.	3.0 to 7.0	7.0	Pass
Overall Test Results				Pass

C-6

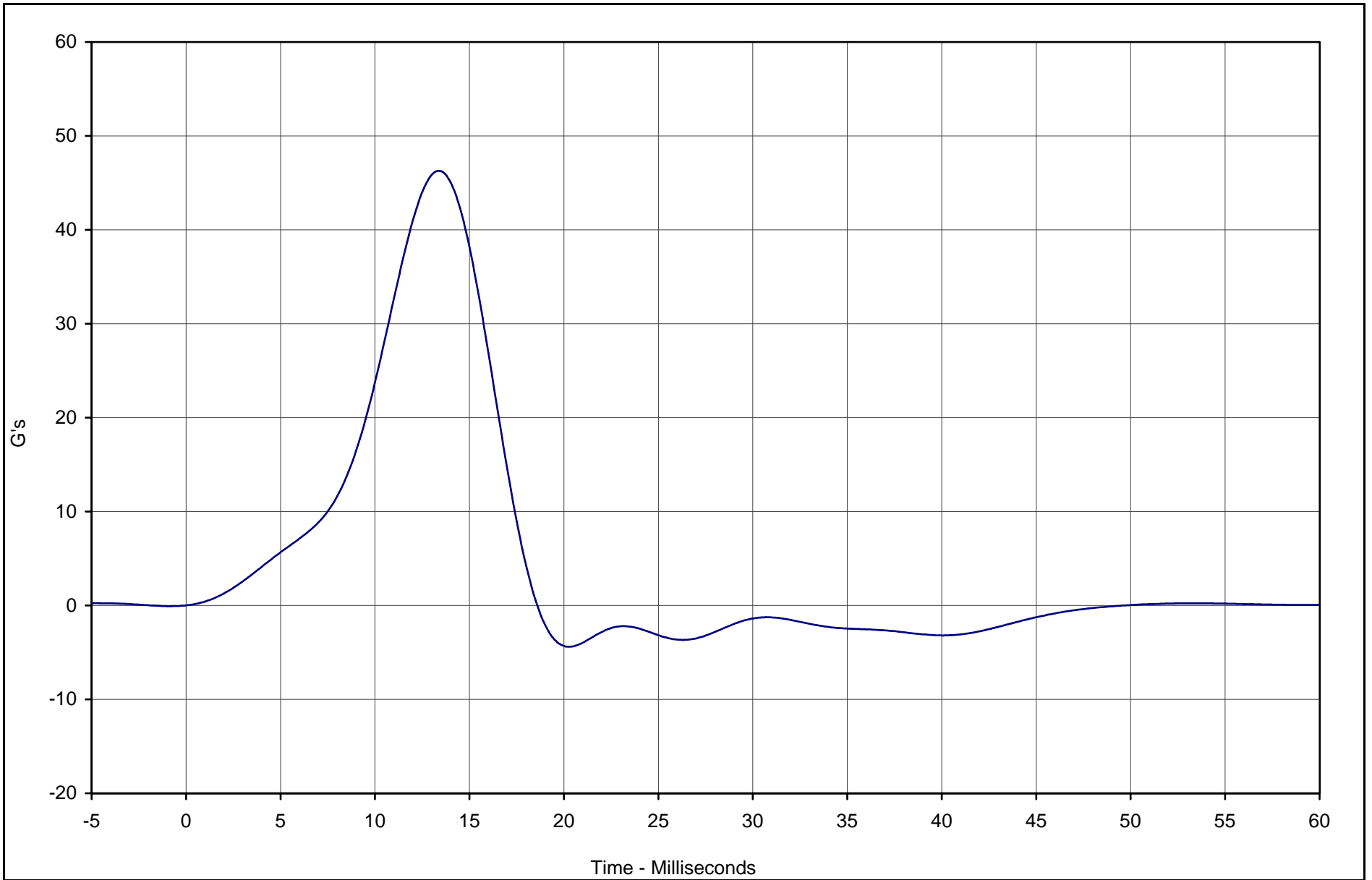
KAR22073-01

Laboratory Technician

June 16, 2002

Test Date

C-7



KARR22073-01

Curve Description	CURNO	Type	Units	Max	Time	Min	Time	SAE Class
Pelvis Y Acceleration	001	FIL	G's	46.3	13.4	-4.4	20.3	FIR100



Test Vehicle: Side Impact Dummy (SID) Pelvis Lateral Impact

SID Serial No.: 274

Test Date: 6/16/02

Test I.D.: PI06A



Calibration Data Sheet Side Impact Dummy (SID) Abdominal Compression Test

ATD Serial No.: 274

Test I.D.: AB06A

Tested Parameter	Units	Specification	Result	Pass/Fail
Laboratory Temperature	°C	18.9 to 25.6	21.1	Pass
Laboratory Relative Humidity	%	10 to 70	30	Pass
Force at 0.5 Inches of Displacement	Pounds	23.0 to 36.0	29.3	Pass
Force at 0.75 Inches of Displacement	Pounds	36.0 to 50.0	44.7	Pass
Force at 1.0 Inches of Displacement	Pounds	50.0 to 63.0	61.8	Pass
Force at 1.3 Inches of Displacement	Pounds	73.0 to 88.0	86.8	Pass
Overall Test Results				Pass

C-8

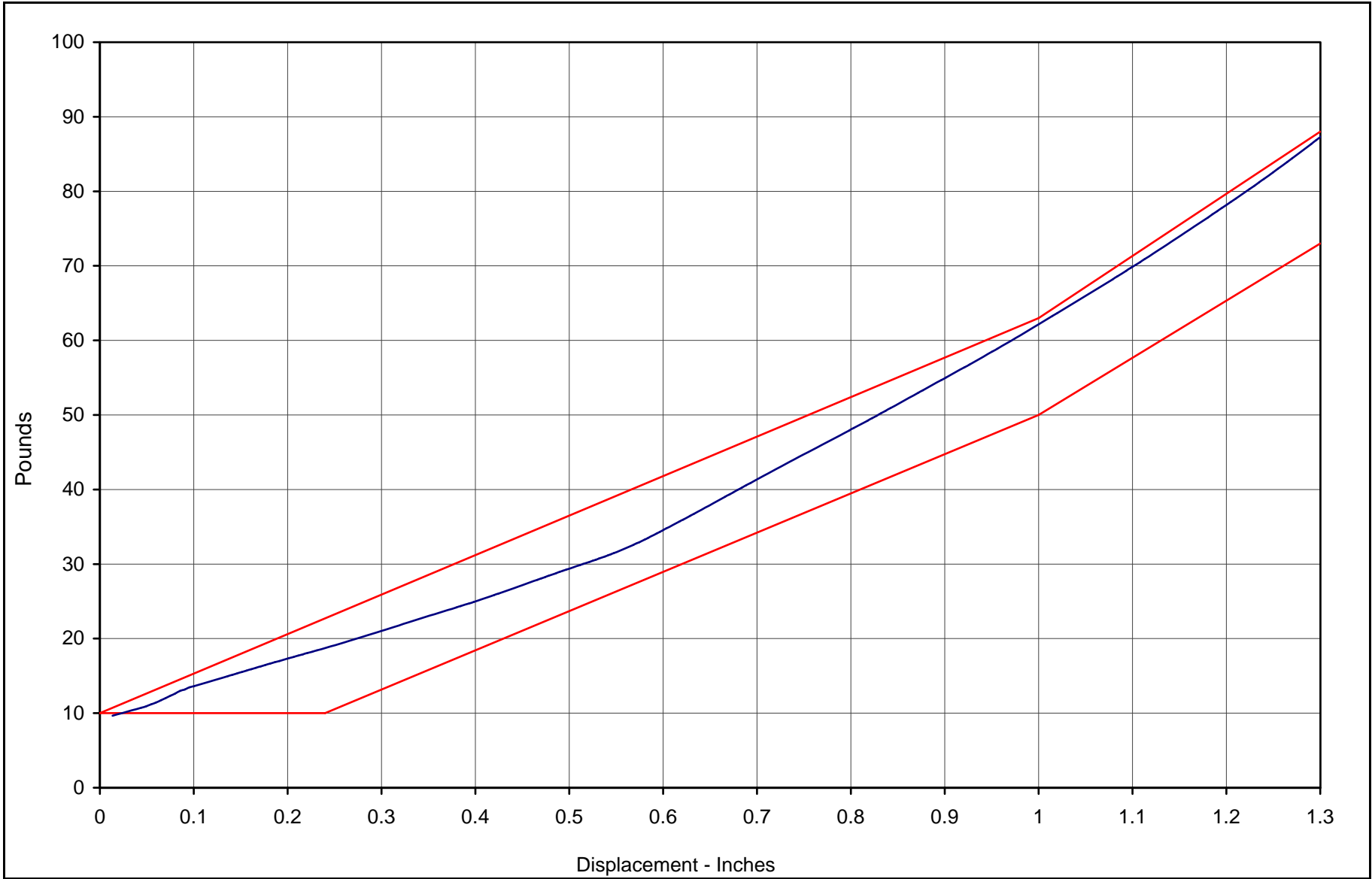
KAR22073-01

Laboratory Technician

June 17, 2002

Test Date

C-9



KAR22073-01

Curve Description	CURNO	Type	Force at 0.5 Inches	Force at 0.75 Inches	Force at 1.0 Inches	Force at 1.3 Inches
Abdomen Force vs. Displacement	001	FIL	29.3	44.7	61.8	86.8



Test Vehicle: Side Impact Dummy (SID) Abdominal Compression Test

SID Serial No.: 274

Test Date: 6/17/02

Test I.D.: AB06A



Calibration Data Sheet Side Impact Dummy (SID) Head Drop Test

ATD Serial No.: 274

Test I.D.: HD06A

Tested Parameter	Units	Specification	Result	Pass/Fail
Laboratory Temperature	°C	18.9 to 25.6	21.1	Pass
Laboratory Relative Humidity	%	10 to 70	30	Pass
Peak Resultant Acceleration	G's	210.0 to 260.0	258.3	Pass
Peak Lateral Acceleration	G's	≤10.0	3.8	Pass
Time Above 100 G's	Msec.	0.9 to 1.5	1.1	Pass
Is Acceleration Unimodal?	Yes/No	Yes	Yes	Pass
Overall Test Results				Pass

C-10

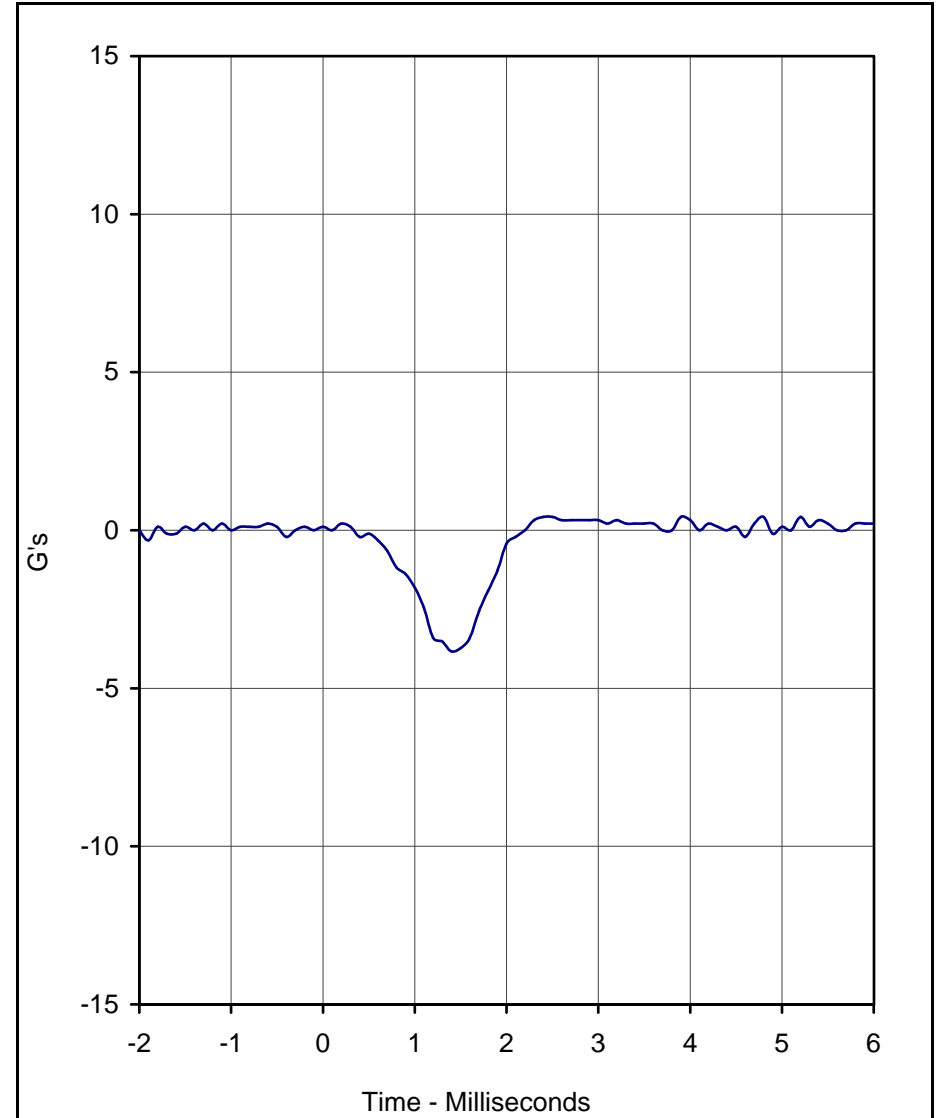
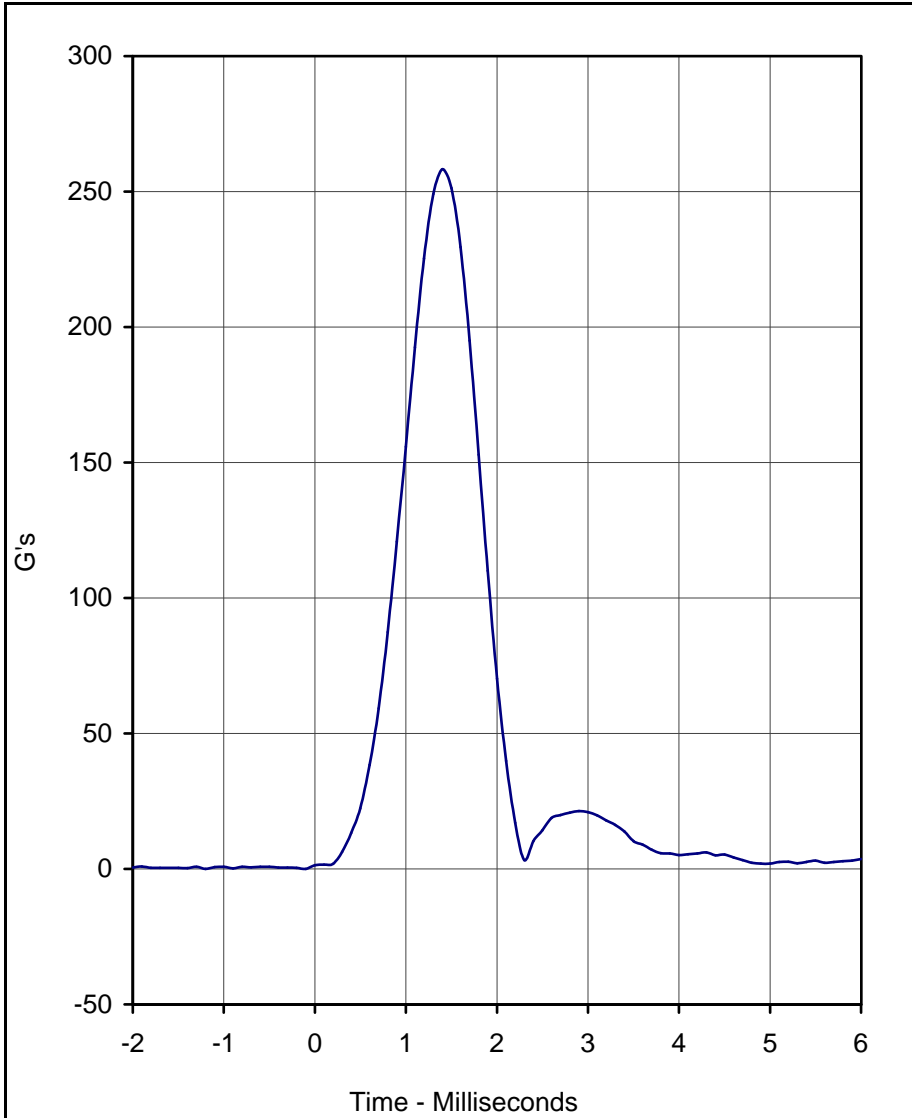
KAR22073-01

Laboratory Technician

June 17, 2002

Test Date

C-11



Curve Description	CURNO	Type
Head Resultant	001	RES

Curve Description	CURNO	Type
Head Y	002	FIL

Units	Max	Time	Min	Time	SAE Class
G's	258.3	1.4	0.0	-1.2	1000

Units	Max	Time	Min	Time	SAE Class
G's	0.4	2.4	-3.8	1.4	1000

Test Program: Side Impact Dummy (SID) Head Drop Test
 Test Date: 6/17/02

A.T.D. Serial No.: 274
 Test I.D.: HD06A



KAR22073-01



Calibration Data Sheet Side Impact Dummy (SID) External Measurements

ATD Serial No.: 275

Tested Parameter	Units	Specification	Result	Pass/Fail
Laboratory Temperature	°C	18.9 to 25.6	21.1	Pass
Laboratory Relative Humidity	%	10 to 70	30	Pass
SH- Seated Height	mm	889 to 909	895	Pass
HP- Hip Point Height	mm	99 (reference)	99	Pass
RH- Rib Height	mm	502 to 520	505	Pass
KH- Knee Pivot From Back Line	mm	511 to 526	515	Pass
KV- Knee Pivot From Floor	mm	490 to 505	500	Pass
HW- Hip Width	mm	356 to 391	385	Pass
Overall Test Results				Pass

C-12

KAR22073-01

Laboratory Technician

June 16, 2002

Test Date



Calibration Data Sheet Side Impact Dummy (SID) Thorax Lateral Impact

ATD Serial No.: 275

Test I.D.: TI06B

Tested Parameter	Units	Specification	Result	Pass/Fail
Laboratory Temperature	°C	18.9 to 25.6	21.1	Pass
Laboratory Relative Humidity	%	10 to 70	30	Pass
Probe Velocity	m/s	4.21 to 4.33	4.30	Pass
Upper Rib Acceleration	G's	37.0 to 46.0	44.6	Pass
Lower Rib Acceleration	G's	37.0 to 46.0	43.6	Pass
Thoracic Spine Acceleration	G's	15.0 to 22.0	19.2	Pass
Overall Test Results				Pass

C-13

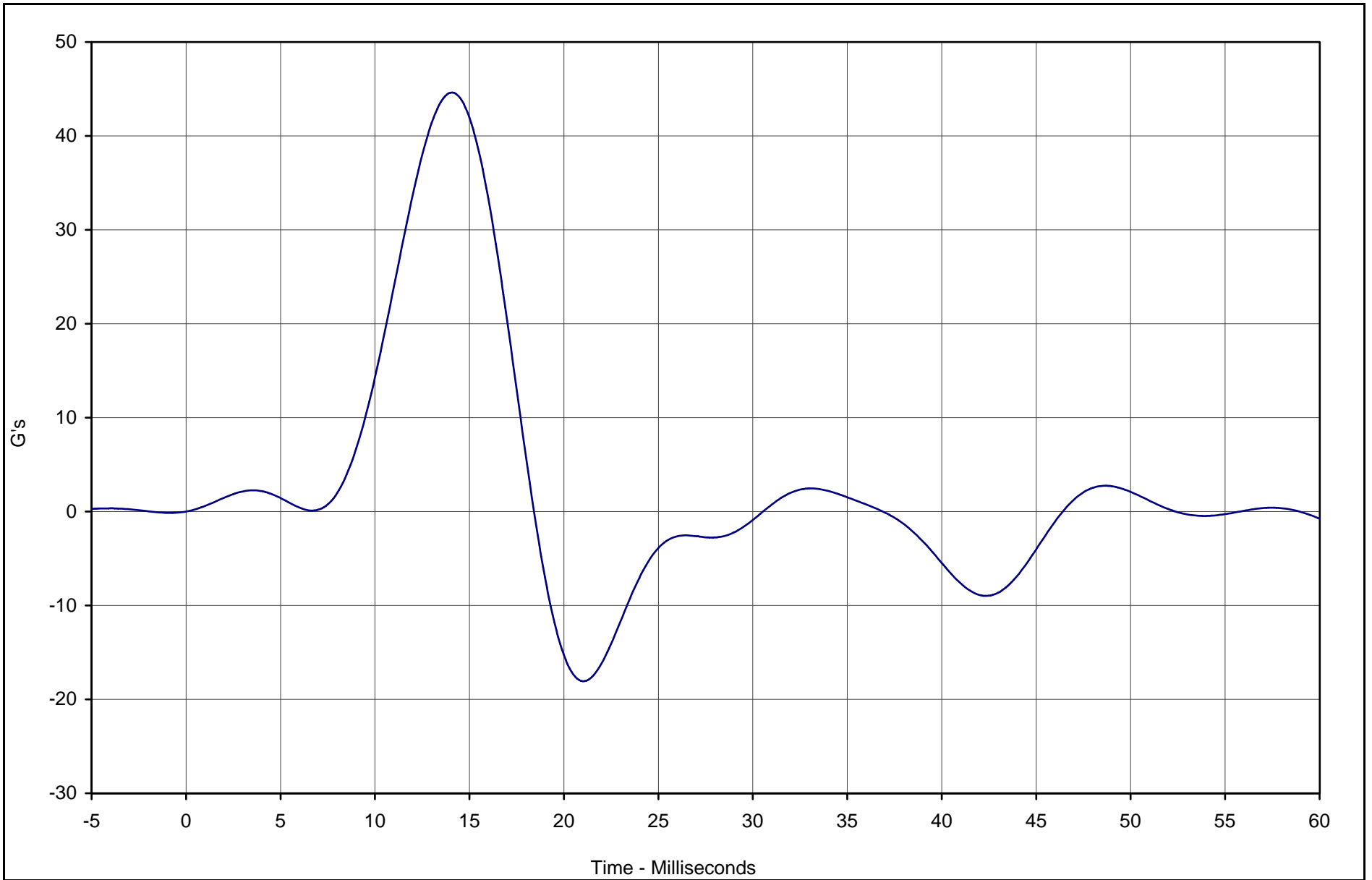
KAR22073-01

Laboratory Technician

June 16, 2002

Test Date

C-14



KARR22073-01

Curve Description	CURNO	Type	Units	Max	Time	Min	Time	SAE Class
Upper Rib Y Acceleration	001	FIL	G's	44.6	14.1	-18.1	21.0	FIR100



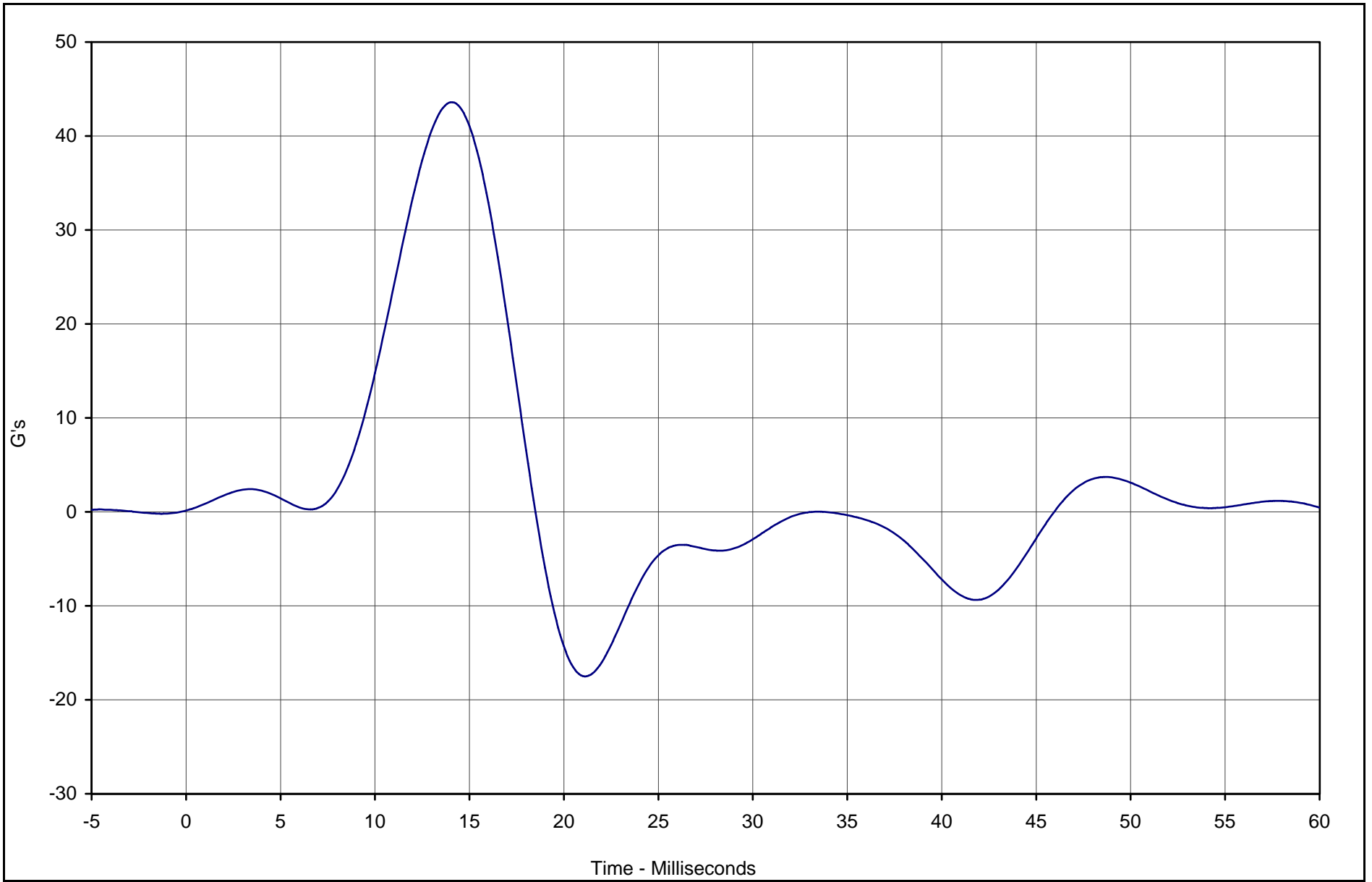
Test Vehicle: Side Impact Dummy (SID) Thorax Lateral Impact

SID Serial No.: 275

Test Date: 6/16/02

Test I.D.: TI06B

C-15



KARR22073-01

Curve Description	CURNO	Type	Units	Max	Time	Min	Time	SAE Class
Lower Rib Y Acceleration	002	FIL	G's	43.6	14.1	-17.5	21.1	FIR100



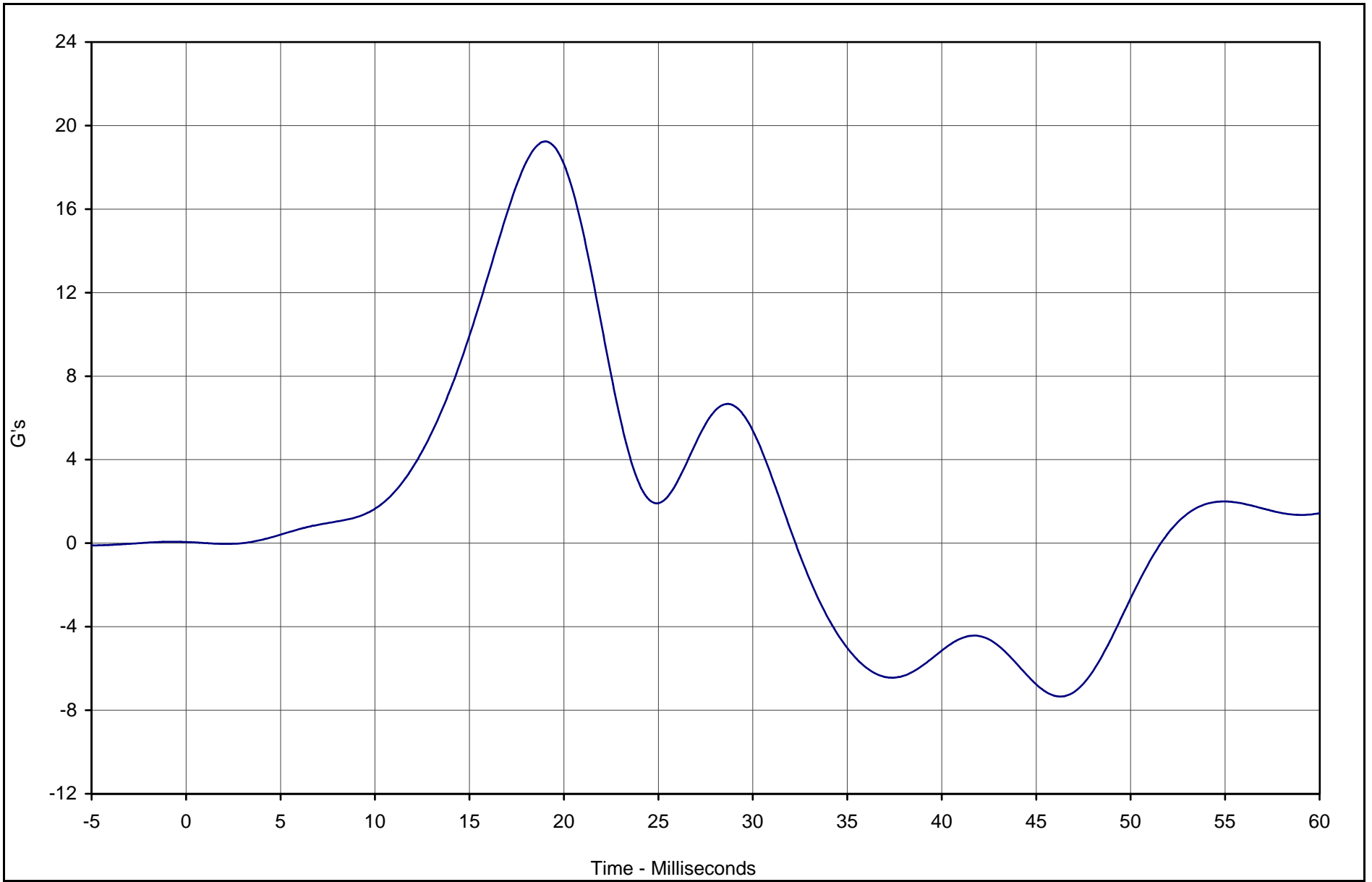
Test Vehicle: Side Impact Dummy (SID) Thorax Lateral Impact

SID Serial No.: 275

Test Date: 6/16/02

Test I.D.: TI06B

C-16



KAR22073-01

Curve Description	CURNO	Type	Units	Max	Time	Min	Time	SAE Class
Lower Spine Y Acceleration	003	FIL	G's	19.2	19.0	-7.3	46.3	FIR100



Test Vehicle: Side Impact Dummy (SID) Thorax Lateral Impact

SID Serial No.: 275

Test Date: 6/16/02

Test I.D.: TI06B



Calibration Data Sheet Side Impact Dummy (SID) Pelvis Lateral Impact

ATD Serial No.: 275

Test I.D.: PI06B

Tested Parameter	Units	Specification	Result	Pass/Fail
Laboratory Temperature	°C	18.9 to 25.6	21.1	Pass
Laboratory Relative Humidity	%	10 to 70	30	Pass
Probe Velocity	m/s	4.21 to 4.33	4.28	Pass
Peak Pelvis Acceleration	G's	40.0 to 60.0	44.8	Pass
Acceleration Time Above 20 G's	Msec.	3.0 to 7.0	7.0	Pass
Overall Test Results				Pass

C-17

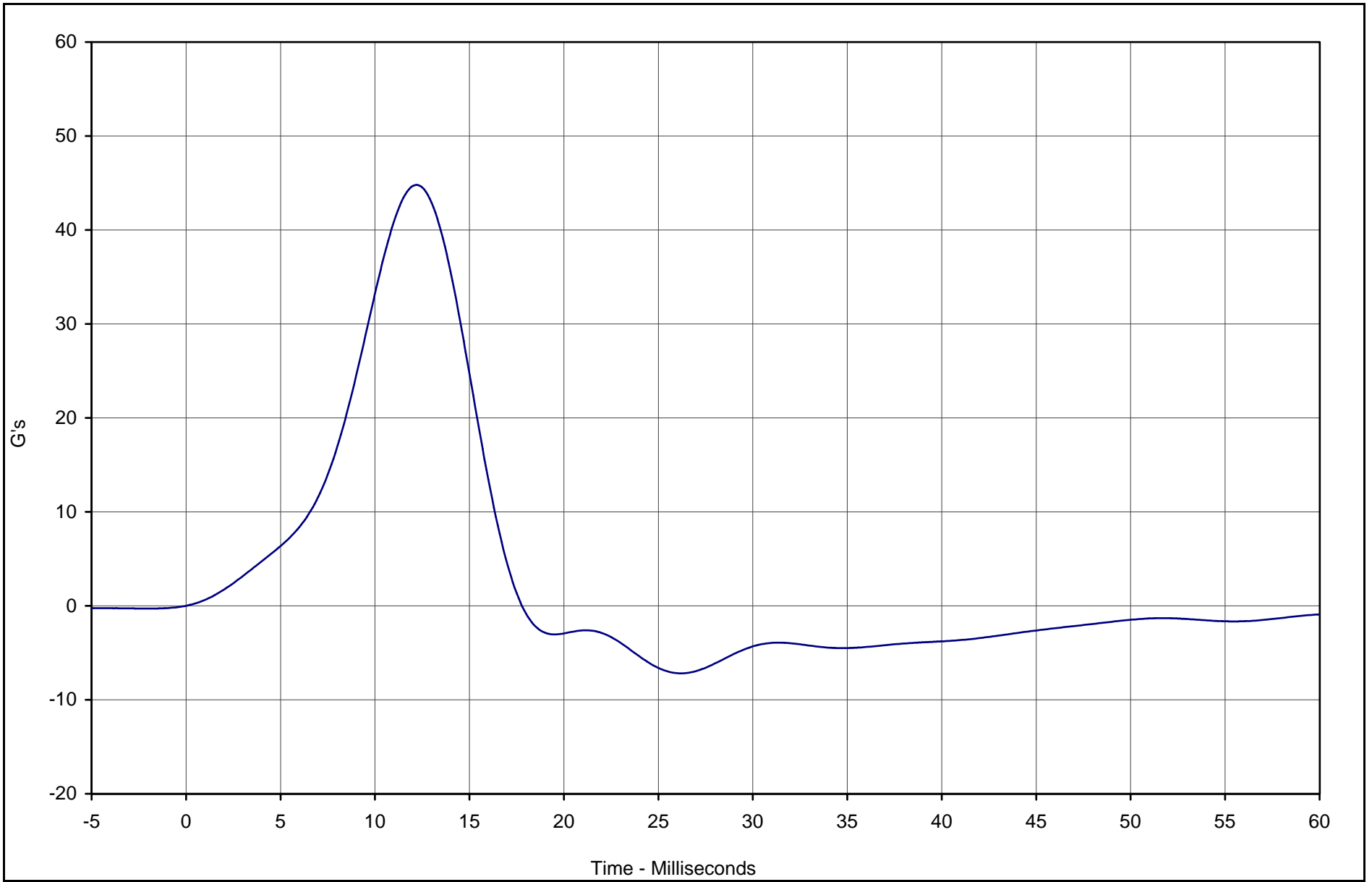
KAR22073-01

Laboratory Technician

June 16, 2002

Test Date

C-18



KARR22073-01

Curve Description	CURNO	Type	Units	Max	Time	Min	Time	SAE Class
Pelvis Y Acceleration	001	FIL	G's	44.8	12.2	-7.2	26.2	FIR100



Test Vehicle: Side Impact Dummy (SID) Pelvis Lateral Impact

SID Serial No.: 275

Test Date: 6/16/02

Test I.D.: PI06B



Calibration Data Sheet Side Impact Dummy (SID) Abdominal Compression Test

ATD Serial No.: 275

Test I.D.: AB06B

Tested Parameter	Units	Specification	Result	Pass/Fail
Laboratory Temperature	°C	18.9 to 25.6	21.1	Pass
Laboratory Relative Humidity	%	10 to 70	30	Pass
Force at 0.5 Inches of Displacement	Pounds	23.0 to 36.0	26.6	Pass
Force at 0.75 Inches of Displacement	Pounds	36.0 to 50.0	40.8	Pass
Force at 1.0 Inches of Displacement	Pounds	50.0 to 63.0	56.3	Pass
Force at 1.3 Inches of Displacement	Pounds	73.0 to 88.0	79.1	Pass
Overall Test Results				Pass

C-19

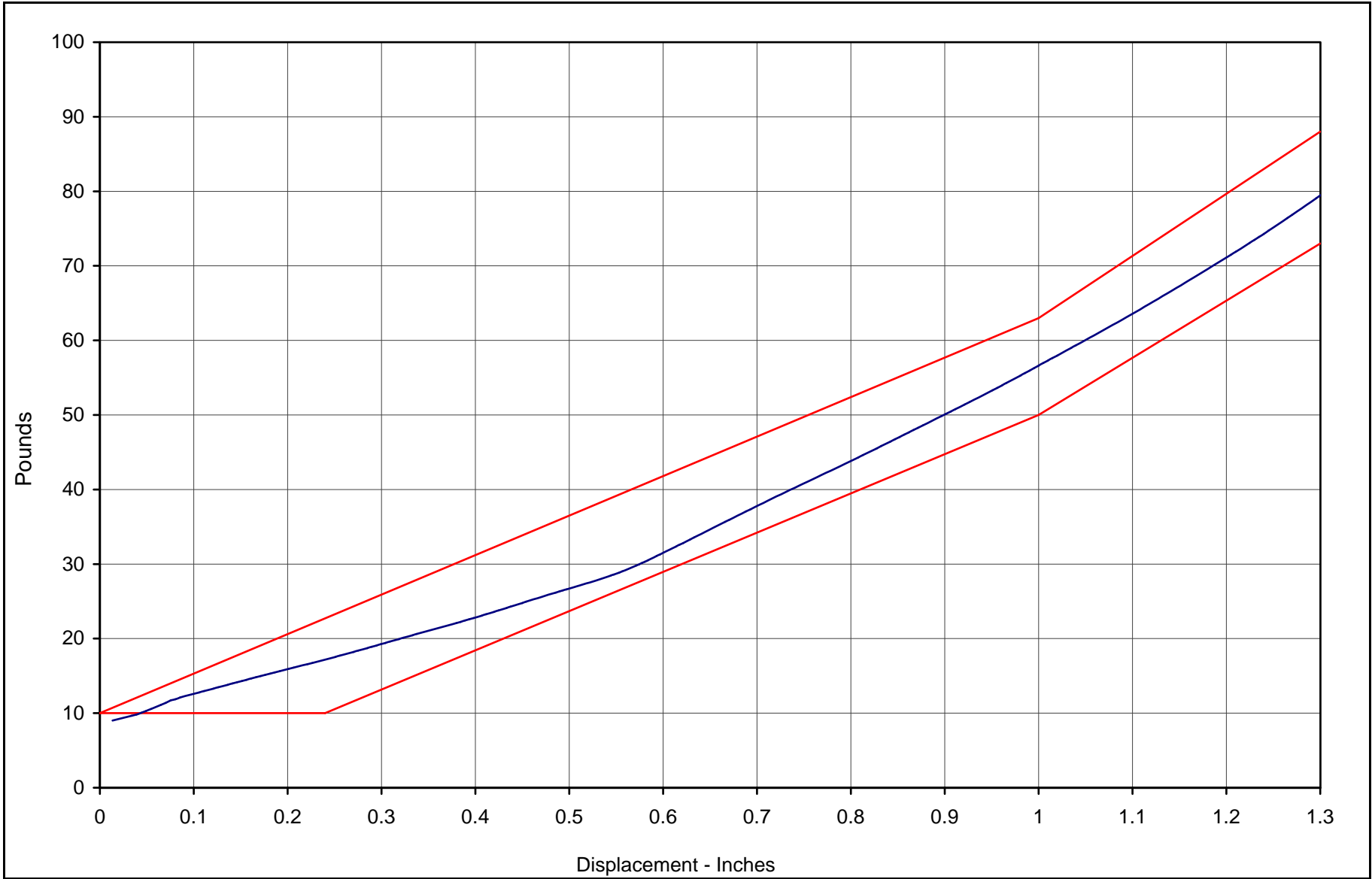
KAR22073-01

Laboratory Technician

June 17, 2002

Test Date

C-20



KAR22073-01

Curve Description	CURNO	Type	Force at 0.5 Inches	Force at 0.75 Inches	Force at 1.0 Inches	Force at 1.3 Inches
Abdomen Force vs. Displacement	001	FIL	26.6	40.8	56.3	79.1



Test Vehicle: Side Impact Dummy (SID) Abdominal Compression Test

SID Serial No.: 275

Test Date: 6/17/02

Test I.D.: AB06B



Calibration Data Sheet Side Impact Dummy (SID) Head Drop Test

ATD Serial No.: 275

Test I.D.: HD06B

Tested Parameter	Units	Specification	Result	Pass/Fail
Laboratory Temperature	°C	18.9 to 25.6	21.1	Pass
Laboratory Relative Humidity	%	10 to 70	30	Pass
Peak Resultant Acceleration	G's	210.0 to 260.0	246.4	Pass
Peak Lateral Acceleration	G's	≤10.0	3.7	Pass
Time Above 100 G's	Msec.	0.9 to 1.5	1.1	Pass
Is Acceleration Unimodal?	Yes/No	Yes	Yes	Pass
Overall Test Results				Pass

C-21

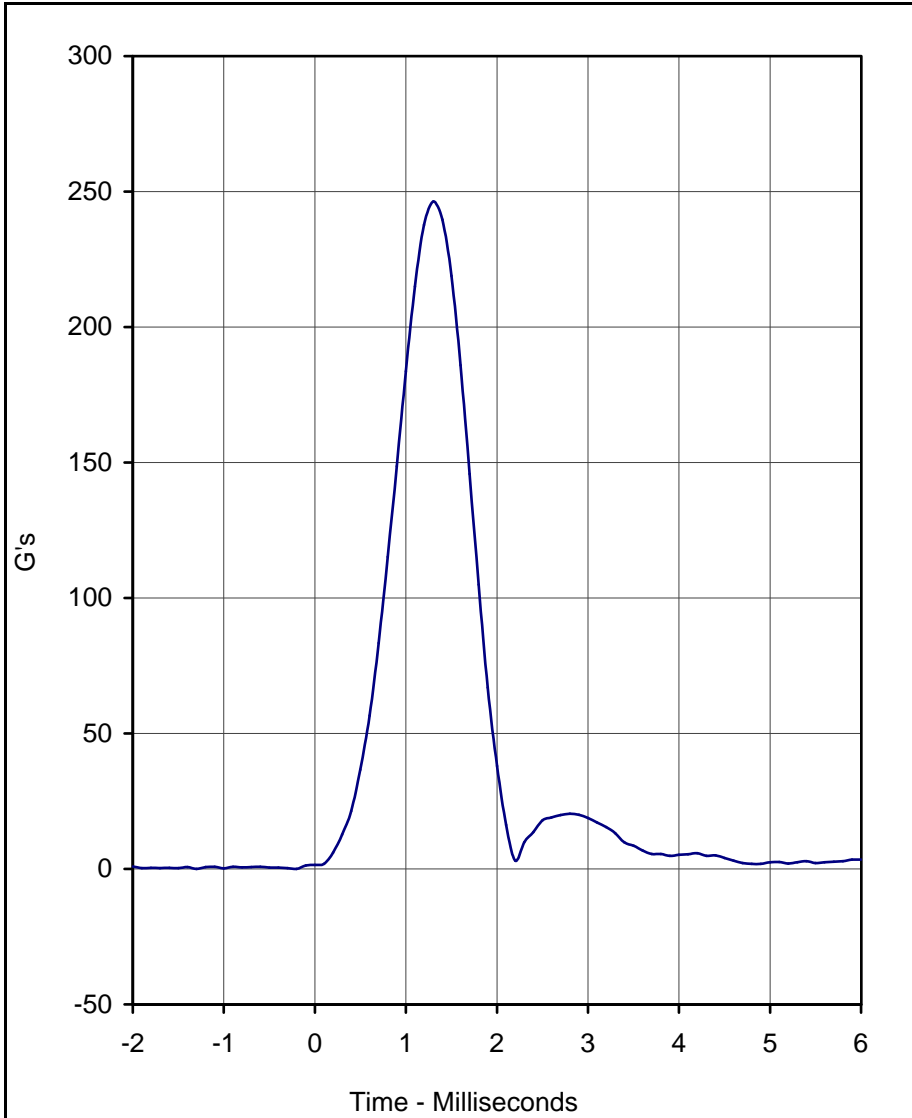
KAR22073-01

Laboratory Technician

June 17, 2002

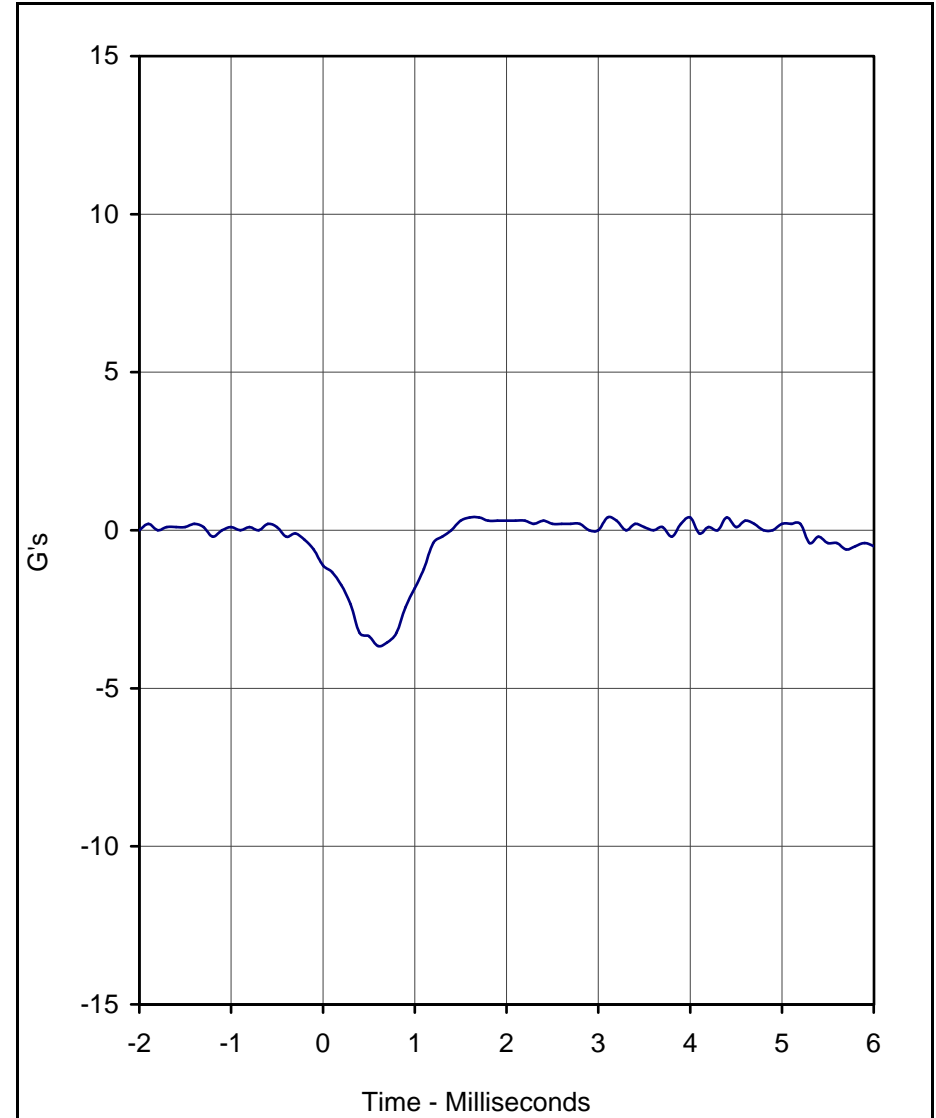
Test Date

C-22



Curve Description	CURNO	Type
Head Resultant	001	RES

Units	Max	Time	Min	Time	SAE Class
G's	246.4	1.3	0.0	-1.3	1000



Curve Description	CURNO	Type
Head Y	002	FIL

Units	Max	Time	Min	Time	SAE Class
G's	0.4	1.6	-3.7	0.6	1000

KAR22073-01

Test Program: Side Impact Dummy (SID) Head Drop Test
 Test Date: 6/17/02

A.T.D. Serial No.: 275
 Test I.D.: HD06B



APPENDIX C
POST-TEST SID CONFIGURATION AND PERFORMANCE VERIFICATION DATA



Calibration Data Sheet Side Impact Dummy (SID) External Measurements

ATD Serial No.: 274

Tested Parameter	Units	Specification	Result	Pass/Fail
Laboratory Temperature	°C	18.9 to 25.6	21.1	Pass
Laboratory Relative Humidity	%	10 to 70	30	Pass
SH- Seated Height	mm	889 to 909	900	Pass
HP- Hip Point Height	mm	99 (reference)	99	Pass
RH- Rib Height	mm	502 to 520	515	Pass
KH- Knee Pivot From Back Line	mm	511 to 526	520	Pass
KV- Knee Pivot From Floor	mm	490 to 505	495	Pass
HW- Hip Width	mm	356 to 391	380	Pass
Overall Test Results				Pass

C-23

KAR22073-01

Laboratory Technician

June 30, 2002

Test Date



Calibration Data Sheet Side Impact Dummy (SID) Thorax Lateral Impact

ATD Serial No.: 274

Test I.D.: TI06C

Tested Parameter	Units	Specification	Result	Pass/Fail
Laboratory Temperature	°C	18.9 to 25.6	21.1	Pass
Laboratory Relative Humidity	%	10 to 70	30	Pass
Probe Velocity	m/s	4.21 to 4.33	4.26	Pass
Upper Rib Acceleration	G's	37.0 to 46.0	43.5	Pass
Lower Rib Acceleration	G's	37.0 to 46.0	41.8	Pass
Thoracic Spine Acceleration	G's	15.0 to 22.0	21.0	Pass
Overall Test Results				Pass

C-24

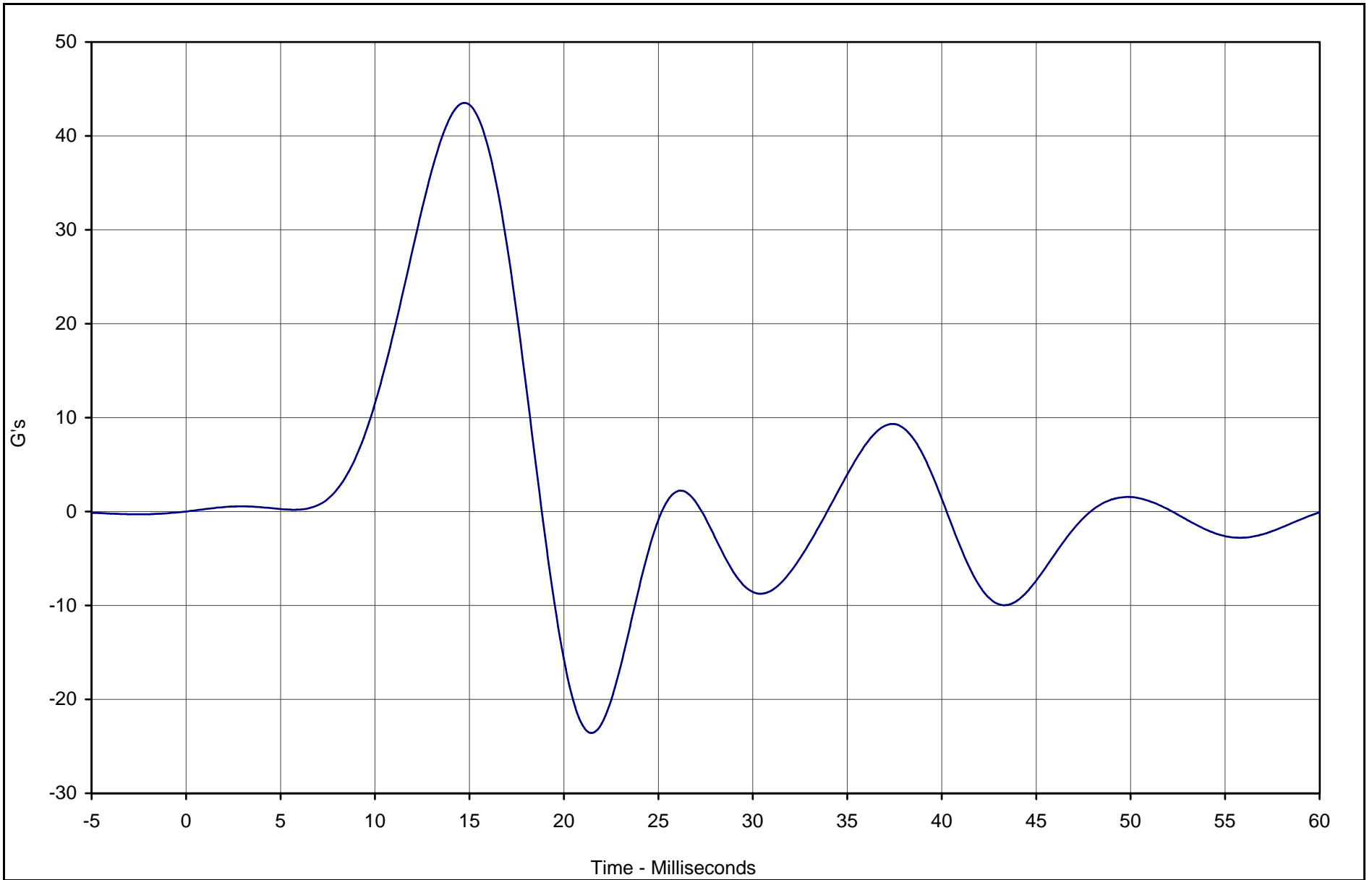
KAR22073-01

Laboratory Technician

June 29, 2002

Test Date

C-25



KARR22073-01

Curve Description	CURNO	Type	Units	Max	Time	Min	Time	SAE Class
Upper Rib Y Acceleration	001	FIL	G's	43.5	14.7	-23.6	21.5	FIR100



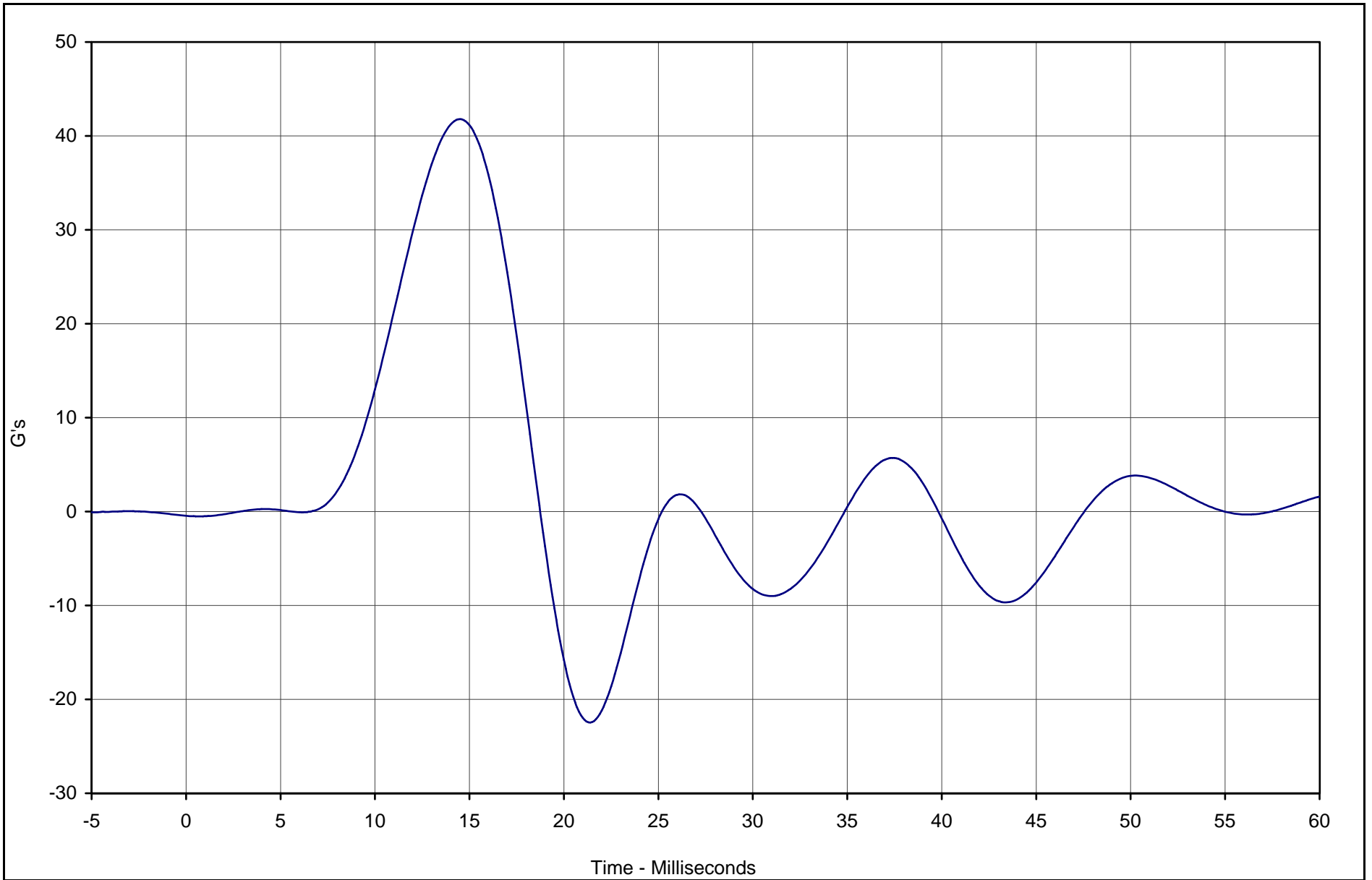
Test Vehicle: Side Impact Dummy (SID) Thorax Lateral Impact

SID Serial No.: 274

Test Date: 6/29/02

Test I.D.: TI06C

C-26



KARR22073-01

Curve Description	CURNO	Type	Units	Max	Time	Min	Time	SAE Class
Lower Rib Y Acceleration	002	FIL	G's	41.8	14.5	-22.5	21.4	FIR100



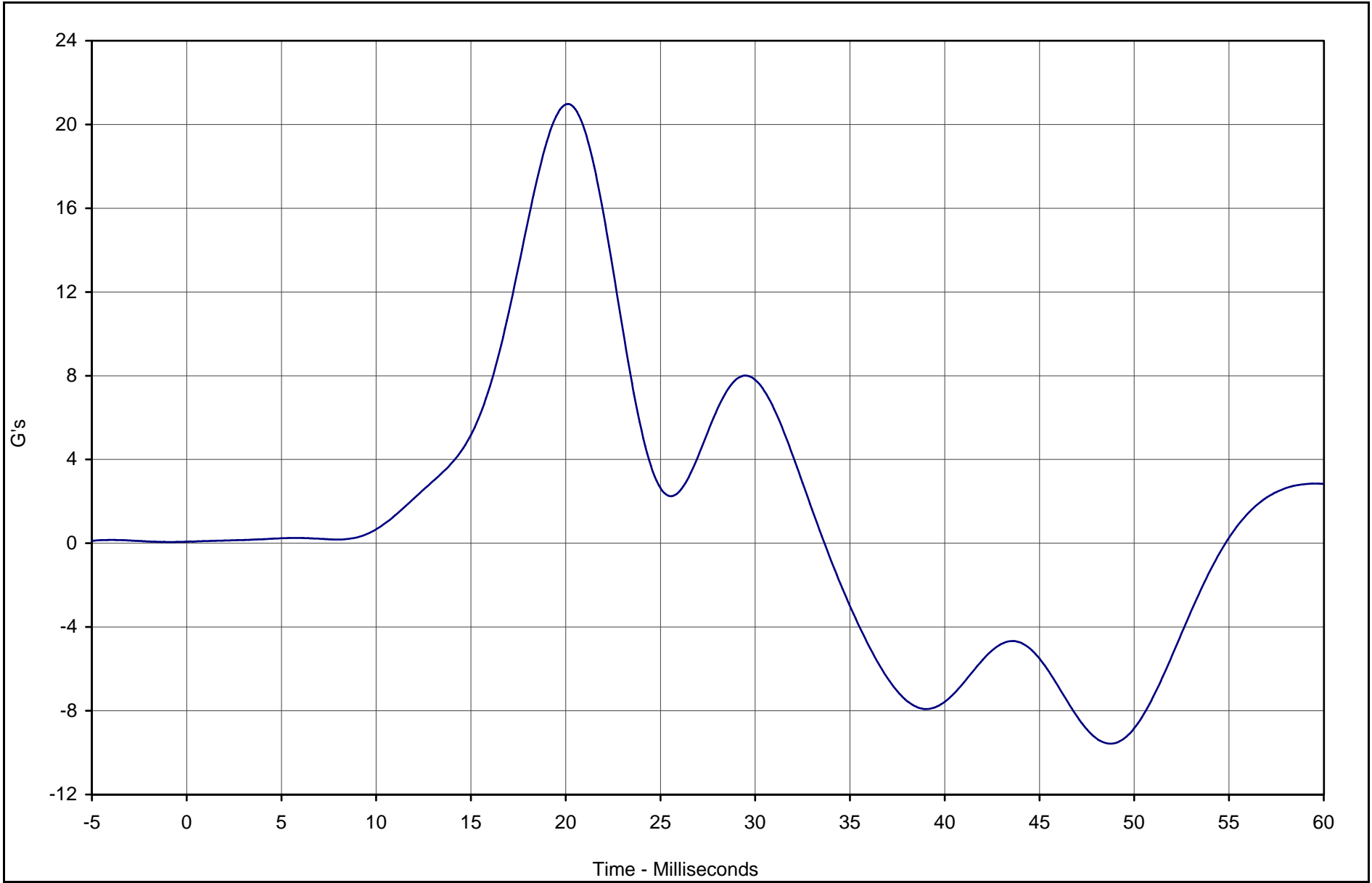
Test Vehicle: Side Impact Dummy (SID) Thorax Lateral Impact

SID Serial No.: 274

Test Date: 6/29/02

Test I.D.: TI06C

C-27



KAR22073-01

Curve Description	CURNO	Type	Units	Max	Time	Min	Time	SAE Class
Lower Spine Y Acceleration	003	FIL	G's	21.0	20.1	-9.6	48.7	FIR100



Test Vehicle: Side Impact Dummy (SID) Thorax Lateral Impact

SID Serial No.: 274

Test Date: 6/29/02

Test I.D.: TI06C



Calibration Data Sheet Side Impact Dummy (SID) Pelvis Lateral Impact

ATD Serial No.: 274

Test I.D.: PI06C

Tested Parameter	Units	Specification	Result	Pass/Fail
Laboratory Temperature	°C	18.9 to 25.6	21.1	Pass
Laboratory Relative Humidity	%	10 to 70	30	Pass
Probe Velocity	m/s	4.21 to 4.33	4.27	Pass
Peak Pelvis Acceleration	G's	40.0 to 60.0	41.0	Pass
Acceleration Time Above 20 G's	Msec.	3.0 to 7.0	6.7	Pass
Overall Test Results				Pass

C-28

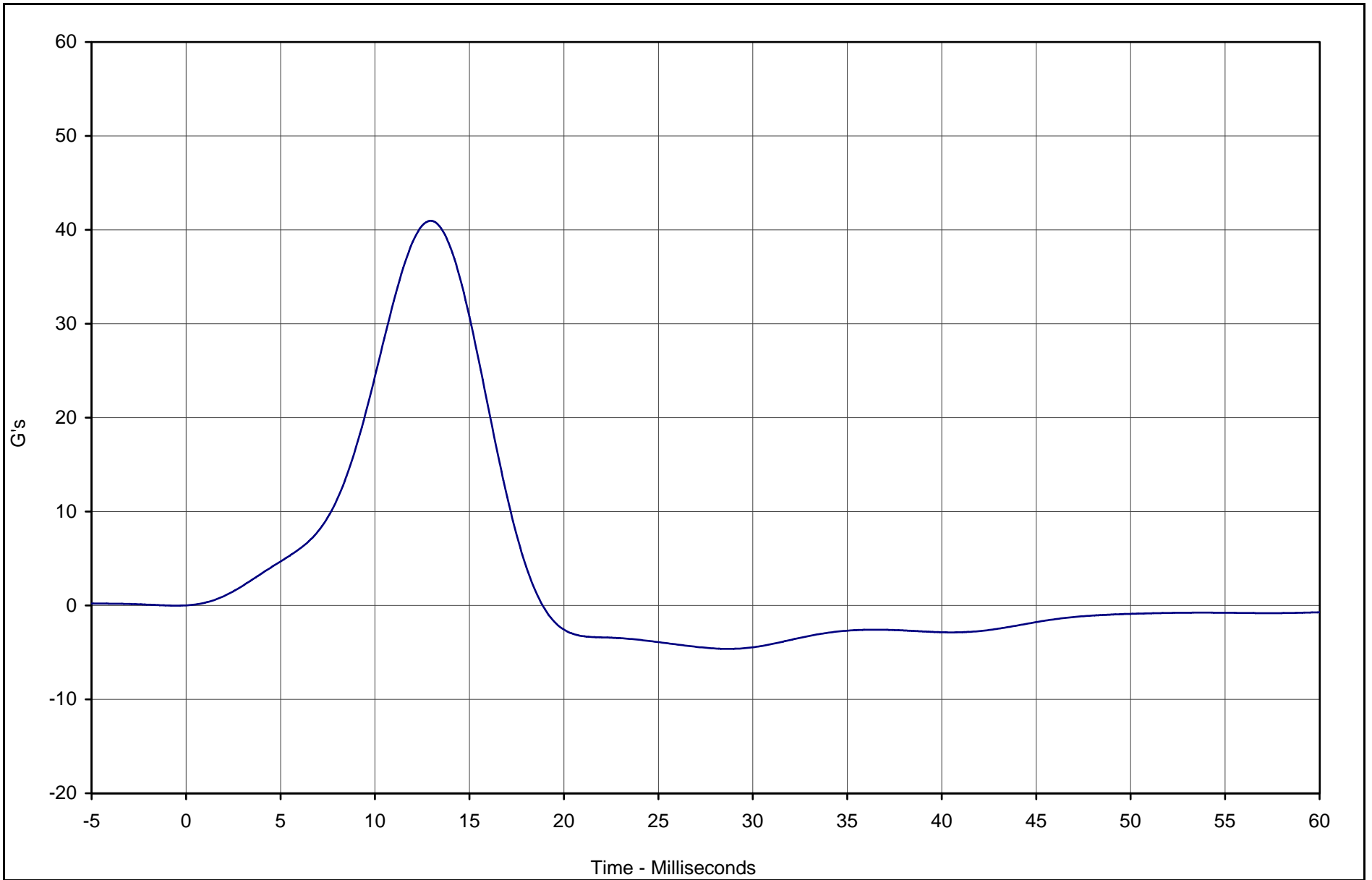
KAR22073-01

Laboratory Technician

June 30, 2002

Test Date

C-29



KARR22073-01

Curve Description	CURNO	Type	Units	Max	Time	Min	Time	SAE Class
Pelvis Y Acceleration	001	FIL	G's	41.0	12.9	-4.6	28.7	FIR100



Test Vehicle: Side Impact Dummy (SID) Pelvis Lateral Impact

SID Serial No.: 274

Test Date: 6/30/02

Test I.D.: PI06C



Calibration Data Sheet Side Impact Dummy (SID) Abdominal Compression Test

ATD Serial No.: 274

Test I.D.: AB06C

Tested Parameter	Units	Specification	Result	Pass/Fail
Laboratory Temperature	°C	18.9 to 25.6	21.1	Pass
Laboratory Relative Humidity	%	10 to 70	30	Pass
Force at 0.5 Inches of Displacement	Pounds	23.0 to 36.0	29.8	Pass
Force at 0.75 Inches of Displacement	Pounds	36.0 to 50.0	40.5	Pass
Force at 1.0 Inches of Displacement	Pounds	50.0 to 63.0	56.1	Pass
Force at 1.3 Inches of Displacement	Pounds	73.0 to 88.0	79.4	Pass
Overall Test Results				Pass

C-30

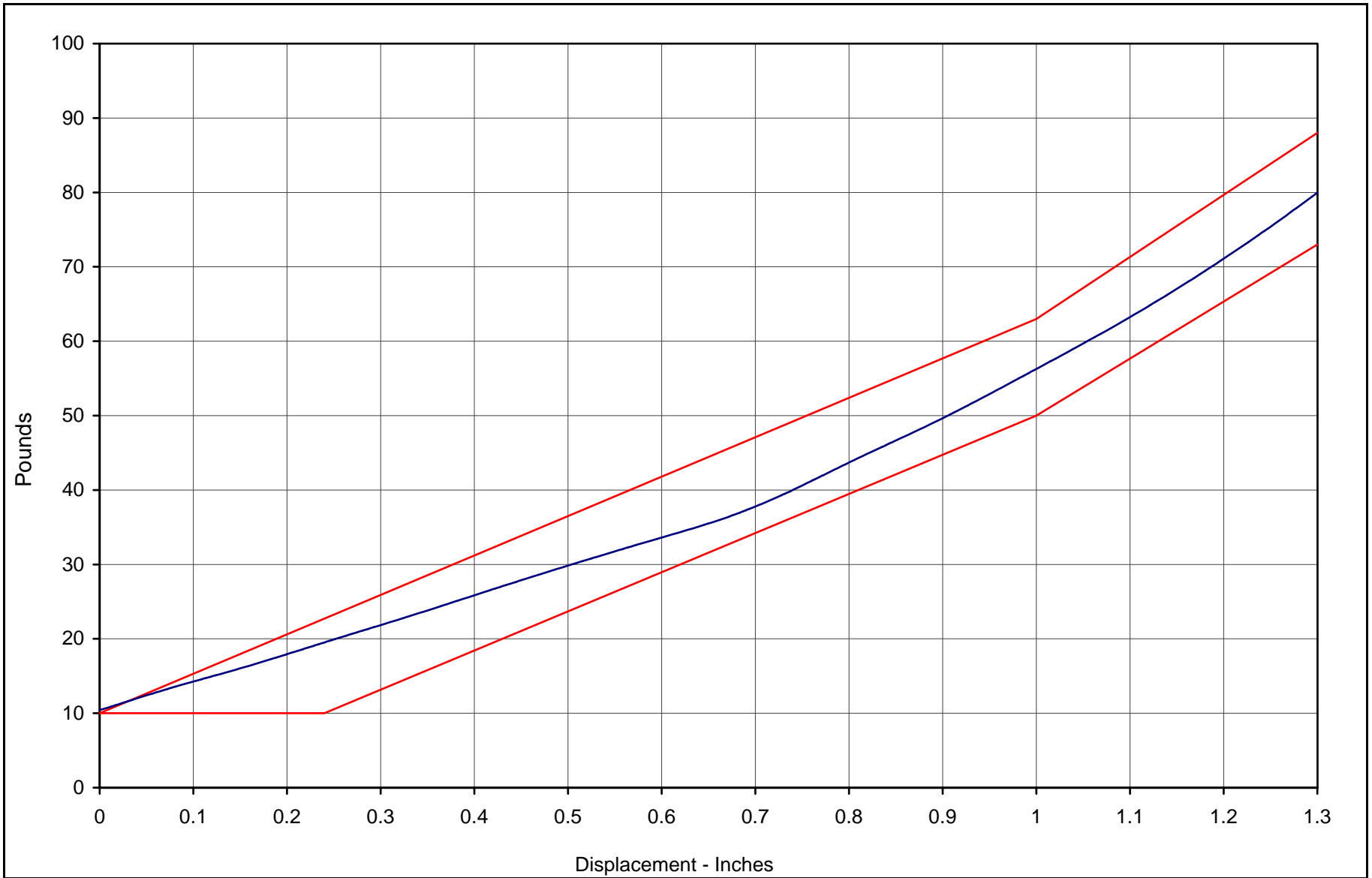
KAR22073-01

Laboratory Technician

June 30, 2002

Test Date

C-31



KARR22073-01

Curve Description	CURNO	Type	Force at 0.5 Inches	Force at 0.75 Inches	Force at 1.0 Inches	Force at 1.3 Inches
Abdomen Force vs. Displacement	001	FIL	29.8	40.5	56.1	79.4



Test Vehicle: Side Impact Dummy (SID) Abdominal Compression Test

SID Serial No.: 274

Test Date: 6/30/02

Test I.D.: AB06C



Calibration Data Sheet Side Impact Dummy (SID) Head Drop Test

ATD Serial No.: 274

Test I.D.: HD06C

Tested Parameter	Units	Specification	Result	Pass/Fail
Laboratory Temperature	°C	18.9 to 25.6	21.1	Pass
Laboratory Relative Humidity	%	10 to 70	30	Pass
Peak Resultant Acceleration	G's	210.0 to 260.0	237.5	Pass
Peak Lateral Acceleration	G's	≤10.0	4.0	Pass
Time Above 100 G's	Msec.	0.9 to 1.5	1.2	Pass
Is Acceleration Unimodal?	Yes/No	Yes	Yes	Pass
Overall Test Results				Pass

C-32

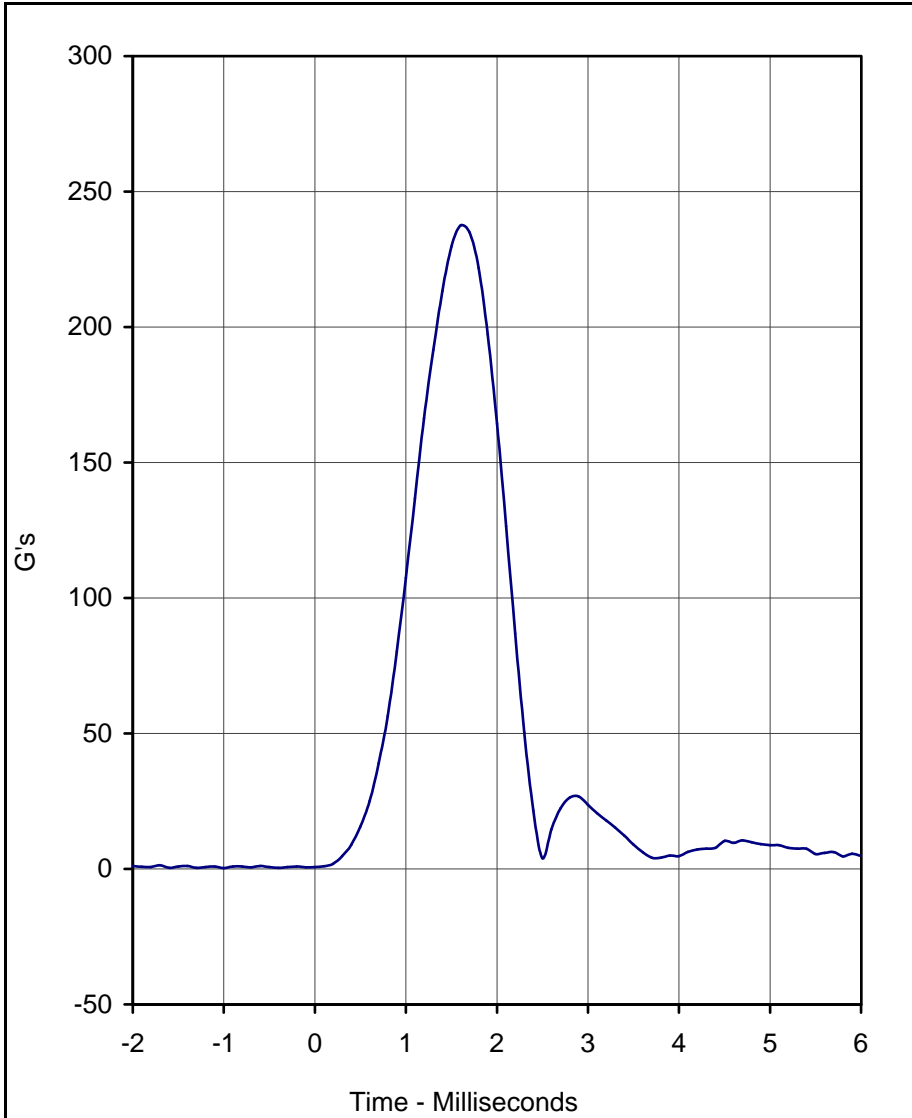
KAR22073-01

Laboratory Technician

June 29, 2002

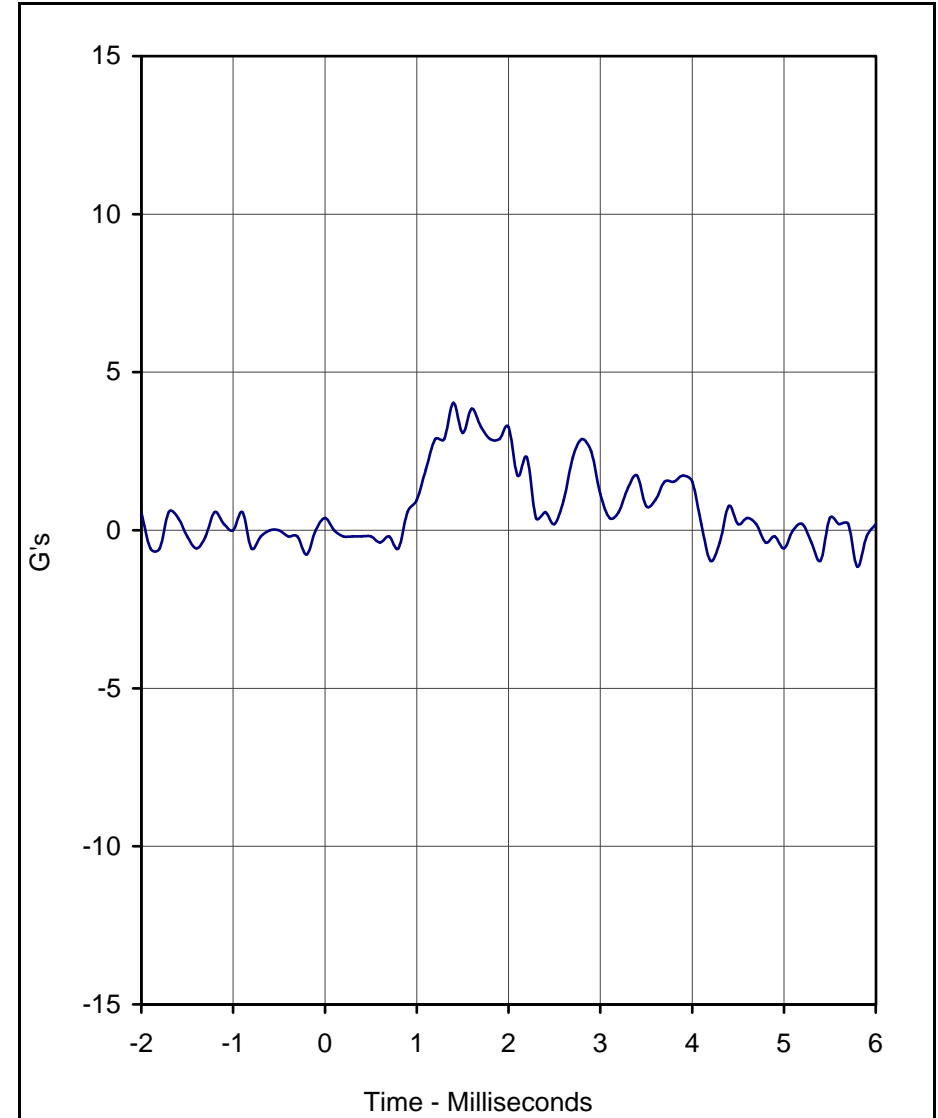
Test Date

C-33



Curve Description	CURNO	Type
Head Resultant	001	RES

Units	Max	Time	Min	Time	SAE Class
G's	237.5	1.6	0.3	-1.0	1000



Curve Description	CURNO	Type
Head Y	002	FIL

Units	Max	Time	Min	Time	SAE Class
G's	4.0	1.4	-1.2	5.8	1000

KAR22073-01

Test Program: Side Impact Dummy (SID) Head Drop Test
 Test Date: 6/29/02

A.T.D. Serial No.: 274
 Test I.D.: HD06C





Calibration Data Sheet Side Impact Dummy (SID) External Measurements

ATD Serial No.: 275

Tested Parameter	Units	Specification	Result	Pass/Fail
Laboratory Temperature	°C	18.9 to 25.6	21.1	Pass
Laboratory Relative Humidity	%	10 to 70	30	Pass
SH- Seated Height	mm	889 to 909	905	Pass
HP- Hip Point Height	mm	99 (reference)	99	Pass
RH- Rib Height	mm	502 to 520	510	Pass
KH- Knee Pivot From Back Line	mm	511 to 526	515	Pass
KV- Knee Pivot From Floor	mm	490 to 505	500	Pass
HW- Hip Width	mm	356 to 391	365	Pass
Overall Test Results				Pass

C-34

KAR22073-01

Laboratory Technician

June 30, 2002

Test Date



Calibration Data Sheet Side Impact Dummy (SID) Thorax Lateral Impact

ATD Serial No.: 275

Test I.D.: TI06D

Tested Parameter	Units	Specification	Result	Pass/Fail
Laboratory Temperature	°C	18.9 to 25.6	21.1	Pass
Laboratory Relative Humidity	%	10 to 70	30	Pass
Probe Velocity	m/s	4.21 to 4.33	4.21	Pass
Upper Rib Acceleration	G's	37.0 to 46.0	45.7	Pass
Lower Rib Acceleration	G's	37.0 to 46.0	44.0	Pass
Thoracic Spine Acceleration	G's	15.0 to 22.0	20.4	Pass
Overall Test Results				Pass

C-35

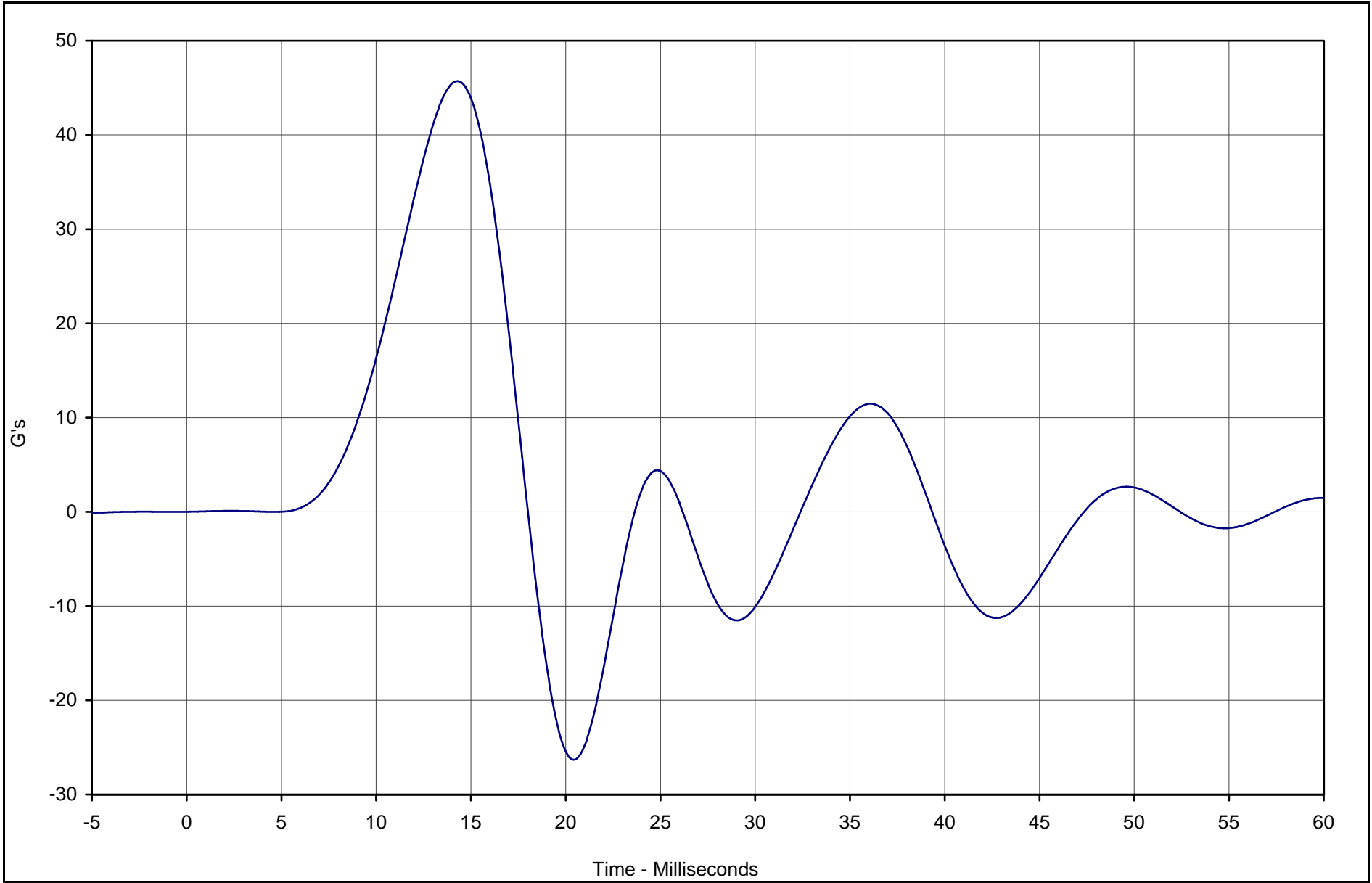
KAR22073-01

Laboratory Technician

June 29, 2002

Test Date

C-36



KARR22073-01

Curve Description	CURNO	Type	Units	Max	Time	Min	Time	SAE Class
Upper Rib Y Acceleration	001	FIL	G's	45.7	14.3	-26.3	20.4	FIR100



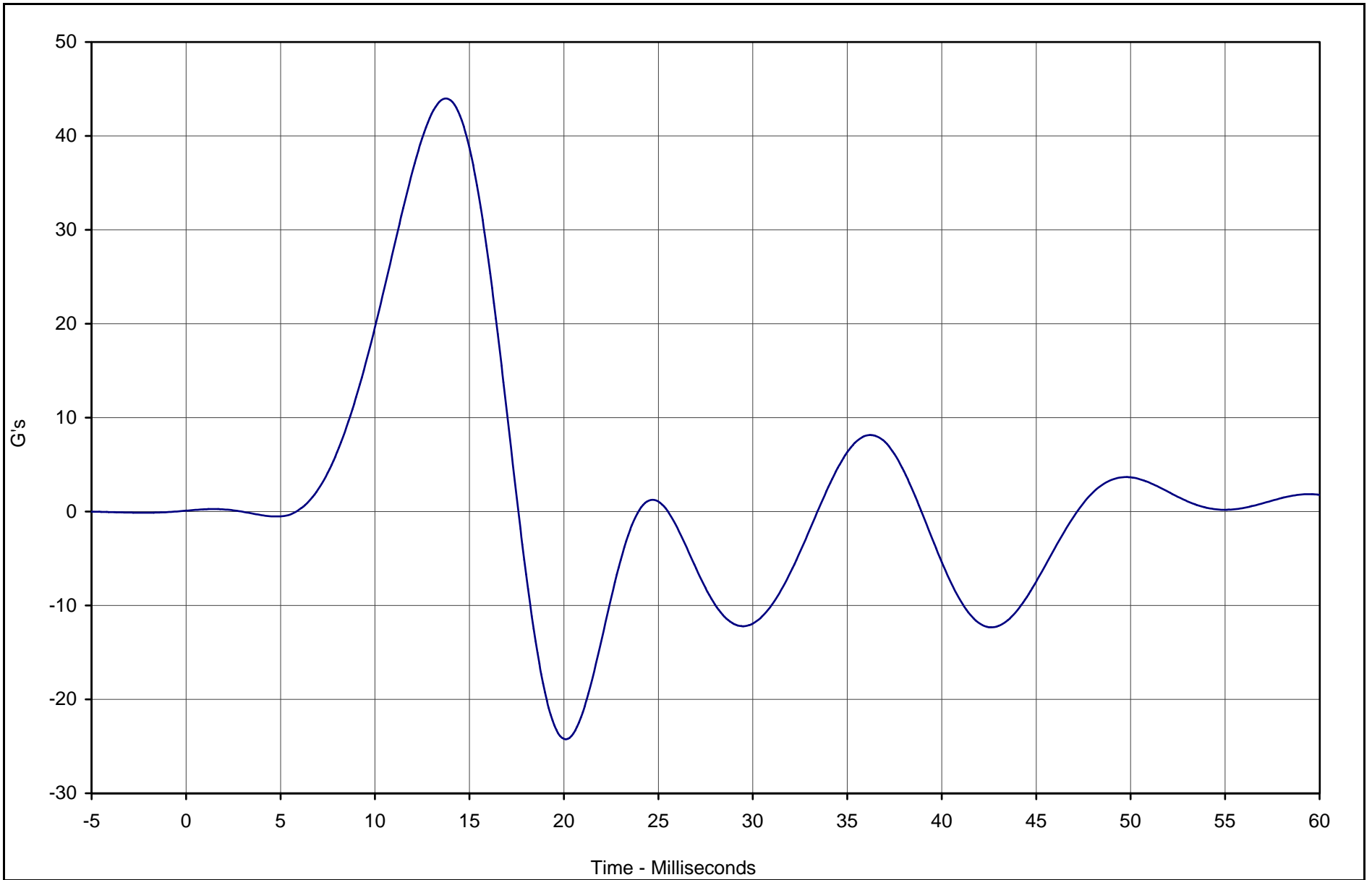
Test Vehicle: Side Impact Dummy (SID) Thorax Lateral Impact

SID Serial No.: 275

Test Date: 6/29/02

Test I.D.: TI06D

C-37



KARR22073-01

Curve Description	CURNO	Type	Units	Max	Time	Min	Time	SAE Class
Lower Rib Y Acceleration	002	FIL	G's	44.0	13.8	-24.3	20.1	FIR100



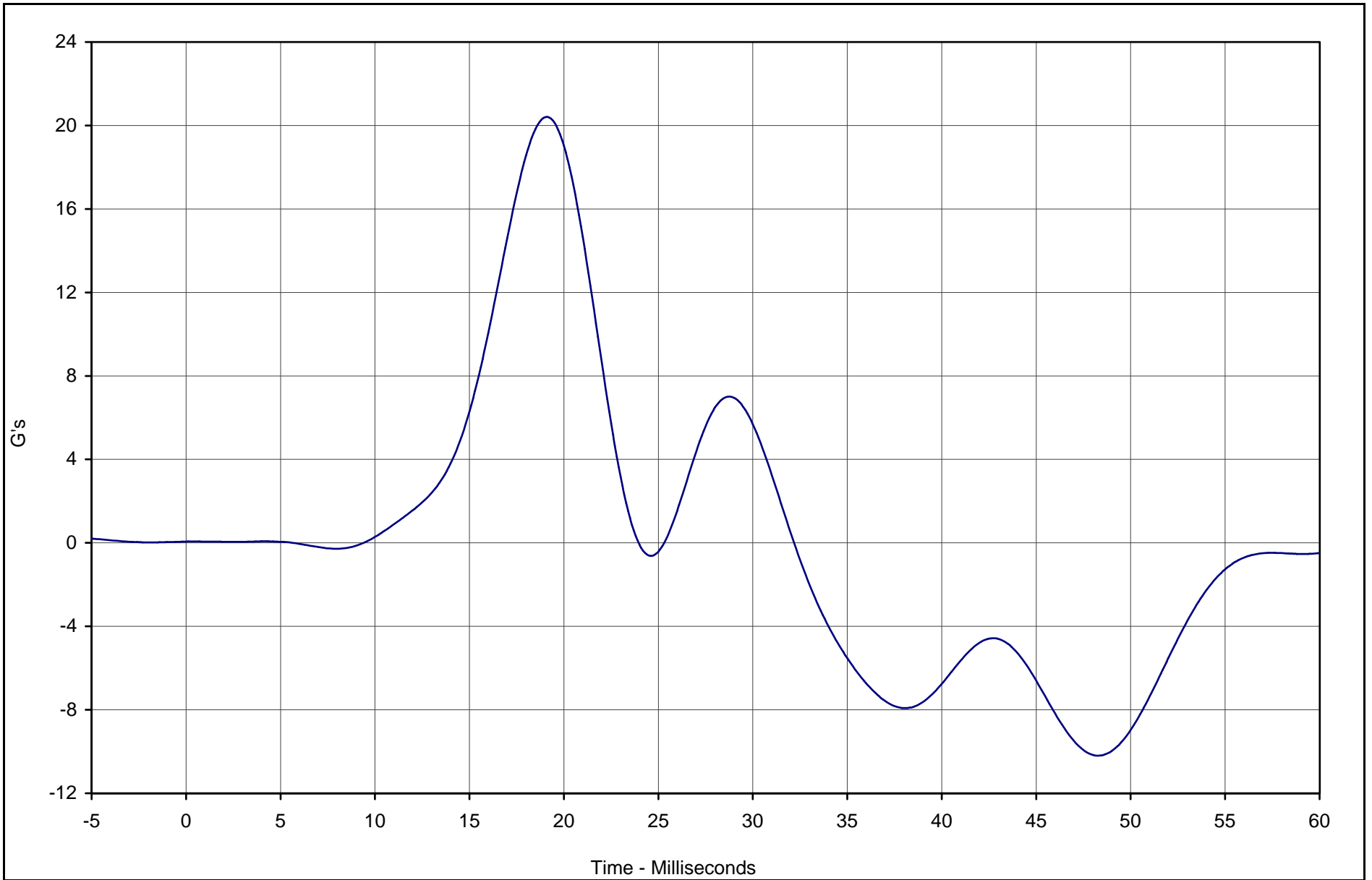
Test Vehicle: Side Impact Dummy (SID) Thorax Lateral Impact

SID Serial No.: 275

Test Date: 6/29/02

Test I.D.: TI06D

C-38



KAR22073-01

Curve Description	CURNO	Type	Units	Max	Time	Min	Time	SAE Class
Lower Spine Y Acceleration	003	FIL	G's	20.4	19.1	-10.2	48.3	FIR100



Test Vehicle: Side Impact Dummy (SID) Thorax Lateral Impact

SID Serial No.: 275

Test Date: 6/29/02

Test I.D.: TI06D



Calibration Data Sheet Side Impact Dummy (SID) Pelvis Lateral Impact

ATD Serial No.: 275

Test I.D.: PI06D

Tested Parameter	Units	Specification	Result	Pass/Fail
Laboratory Temperature	°C	18.9 to 25.6	21.1	Pass
Laboratory Relative Humidity	%	10 to 70	30	Pass
Probe Velocity	m/s	4.21 to 4.33	4.31	Pass
Peak Pelvis Acceleration	G's	40.0 to 60.0	42.8	Pass
Acceleration Time Above 20 G's	Msec.	3.0 to 7.0	5.7	Pass
Overall Test Results				Pass

C-39

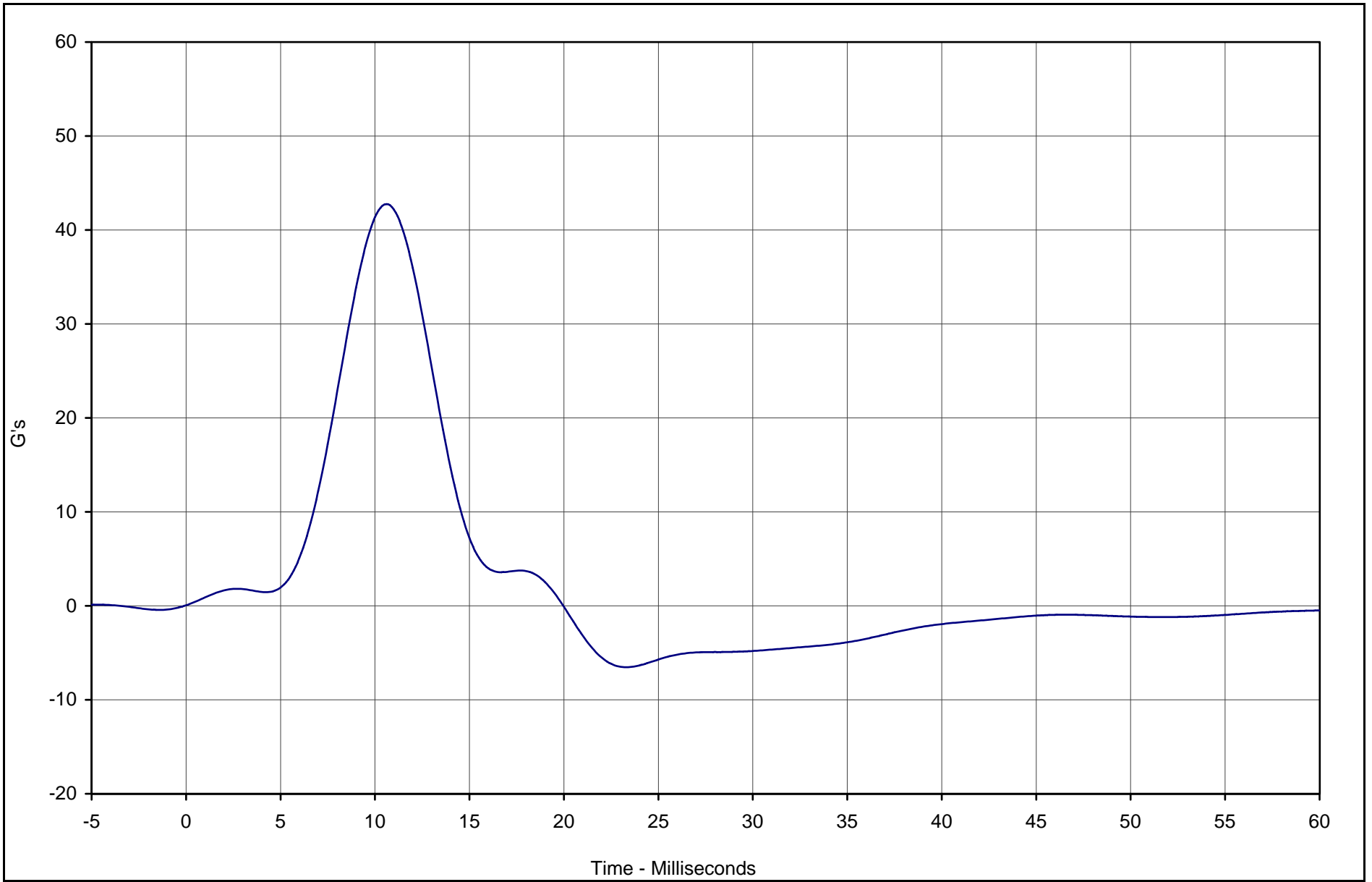
KAR22073-01

Laboratory Technician

June 30, 2002

Test Date

C-40



KAR22073-01

Curve Description	CURNO	Type	Units	Max	Time	Min	Time	SAE Class
Pelvis Y Acceleration	001	FIL	G's	42.8	10.6	-6.5	23.3	FIR100



Test Vehicle: Side Impact Dummy (SID) Pelvis Lateral Impact

SID Serial No.: 275

Test Date: 6/30/02

Test I.D.: PI06D



Calibration Data Sheet Side Impact Dummy (SID) Abdominal Compression Test

ATD Serial No.: 275

Test I.D.: AB06D

Tested Parameter	Units	Specification	Result	Pass/Fail
Laboratory Temperature	°C	18.9 to 25.6	21.1	Pass
Laboratory Relative Humidity	%	10 to 70	30	Pass
Force at 0.5 Inches of Displacement	Pounds	23.0 to 36.0	28.2	Pass
Force at 0.75 Inches of Displacement	Pounds	36.0 to 50.0	38.0	Pass
Force at 1.0 Inches of Displacement	Pounds	50.0 to 63.0	53.1	Pass
Force at 1.3 Inches of Displacement	Pounds	73.0 to 88.0	75.1	Pass
Overall Test Results				Pass

C-41

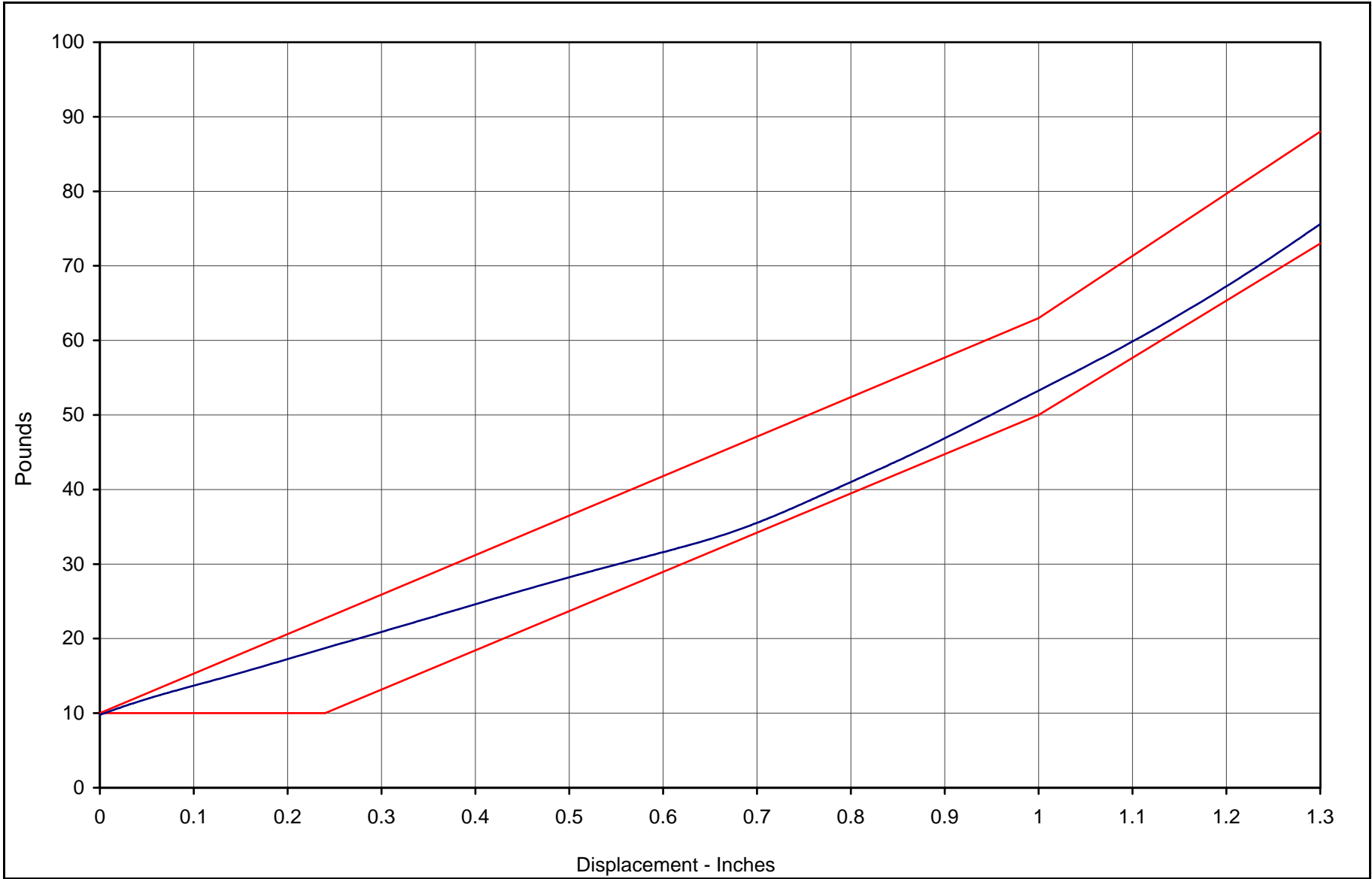
KAR22073-01

Laboratory Technician

June 30, 2002

Test Date

C-42



KAR22073-01

Curve Description	CURNO	Type	Force at 0.5 Inches	Force at 0.75 Inches	Force at 1.0 Inches	Force at 1.3 Inches
Abdomen Force vs. Displacement	001	FIL	28.2	38.0	53.1	75.1



Test Vehicle: Side Impact Dummy (SID) Abdominal Compression Test

SID Serial No.: 275

Test Date: 6/30/02

Test I.D.: AB06D



Calibration Data Sheet Side Impact Dummy (SID) Head Drop Test

ATD Serial No.: 275

Test I.D.: HD06D

Tested Parameter	Units	Specification	Result	Pass/Fail
Laboratory Temperature	°C	18.9 to 25.6	21.1	Pass
Laboratory Relative Humidity	%	10 to 70	30	Pass
Peak Resultant Acceleration	G's	210.0 to 260.0	234.1	Pass
Peak Lateral Acceleration	G's	≤10.0	2.9	Pass
Time Above 100 G's	Msec.	0.9 to 1.5	1.2	Pass
Is Acceleration Unimodal?	Yes/No	Yes	Yes	Pass
Overall Test Results				Pass

C-43

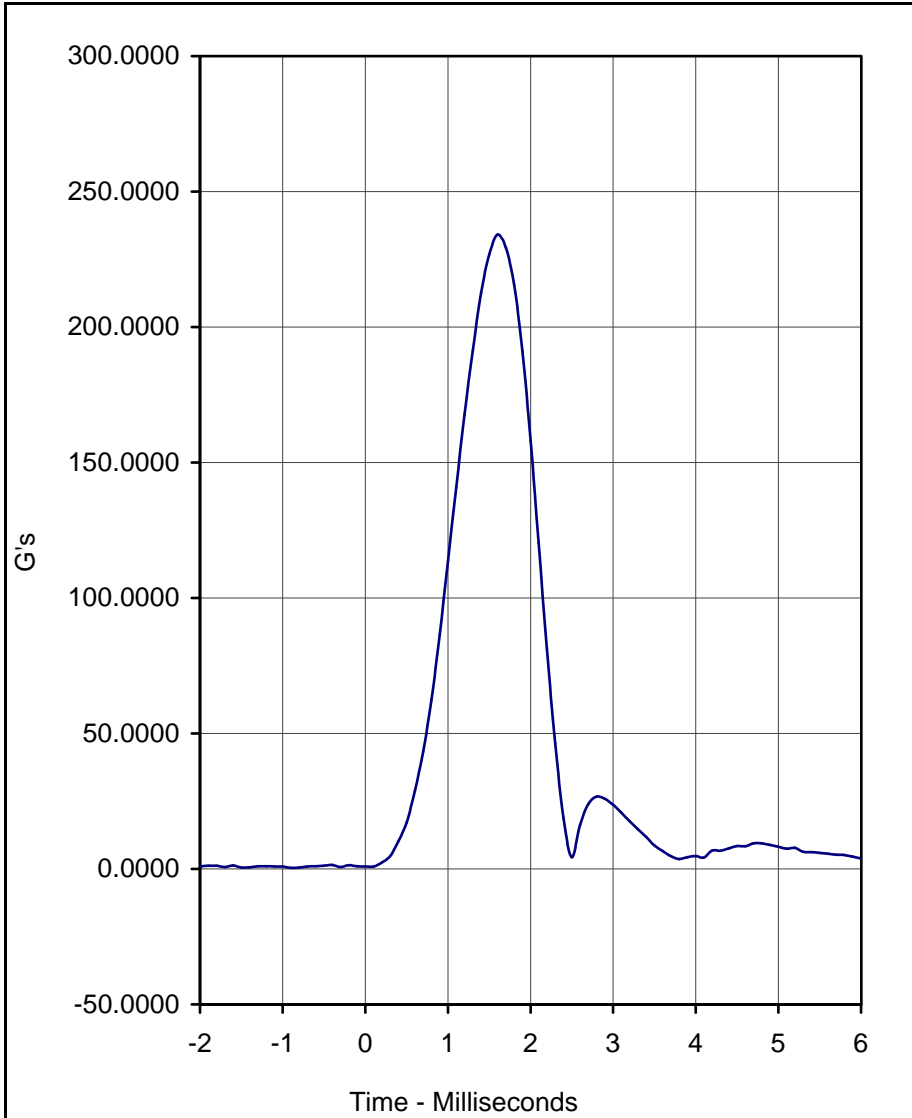
KAR22073-01

Laboratory Technician

June 29, 2002

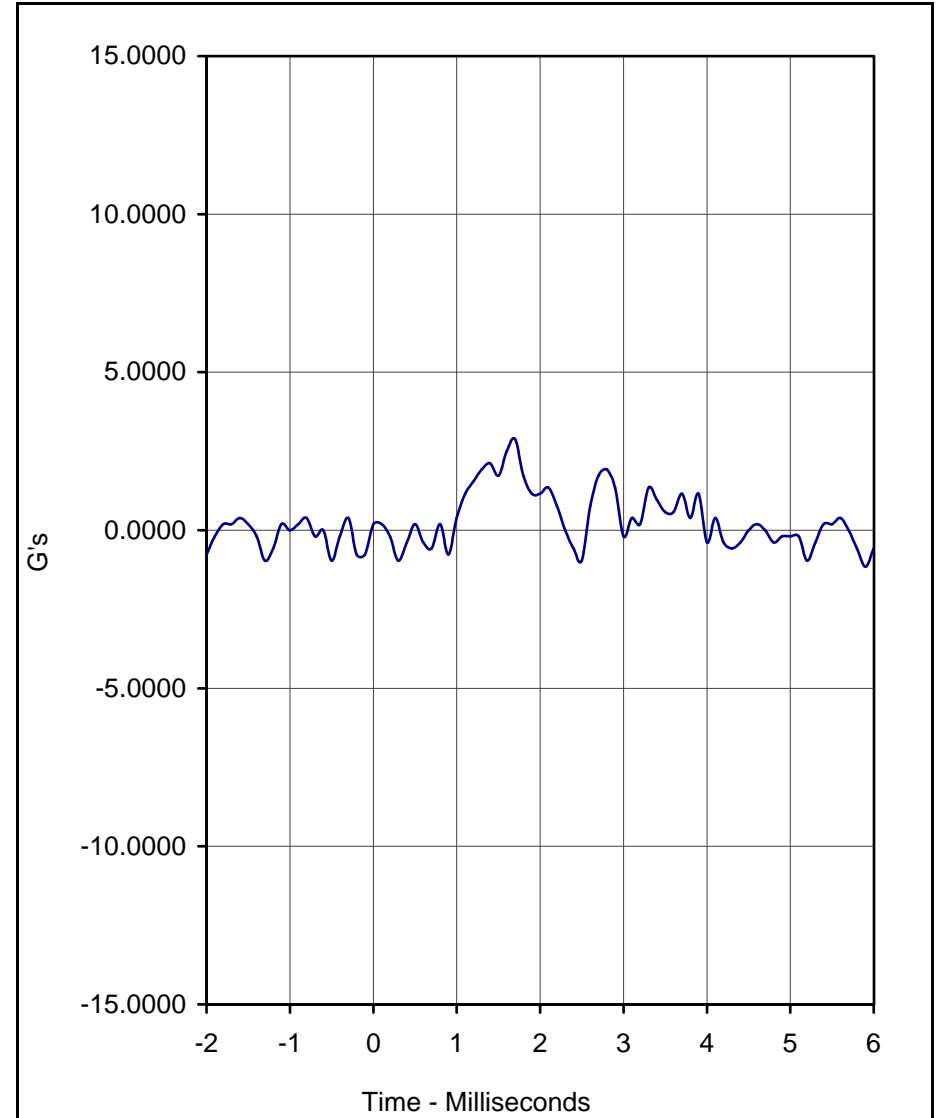
Test Date

C-44



Curve Description	CURNO	Type
Head Resultant	001	RES

Units	Max	Time	Min	Time	SAE Class
G's	234.1	1.6	0.4	-0.9	1000



Curve Description	CURNO	Type
Head Y	002	FIL

Units	Max	Time	Min	Time	SAE Class
G's	2.9	1.7	-1.2	5.9	1000

KAR22073-01

Test Program: Side Impact Dummy (SID) Head Drop Test
 Test Date: 6/29/02

A.T.D. Serial No.: 275
 Test I.D.: HD06D



APPENDIX D
TEST EQUIPMENT LIST AND CALIBRATION INFORMATION

**55/28 km/h Side Impact NCAP
Instrumentation Data Channel Assignments
Driver S.I.D. Serial Number 274
6/27/02
2003 Honda Pilot 4WD SUV**

CH.	LOCATION	AXIS	IDENT. NO.	DESCRIPTION	MFR	MODEL	UNITS
1	Head CG	X	KEAC086	Accel.,1/2 bridge	Endevco	7264-2000X	G
2	Head CG	Y	KEAC087	Accel.,1/2 bridge	Endevco	7264-2000Y	G
3	Head CG	Z	KEAC088	Accel.,1/2 bridge	Endevco	7264-2000Z	G
4	Upper Rib Primary	Y	KEAC070	Accel.,1/2 bridge	Endevco	7264-2000X	G
5	Lower Rib, Primary	Y	KEAC071	Accel.,1/2 bridge	Endevco	7264-2000Y	G
6	Lower Spine, Primary	Y	KEAC072	Accel.,1/2 bridge	Endevco	7264-2000Z	G
7	Pelvis, Primary	Y	KEAC090	Accel.,Full bridge	Endevco	7264-2000X	G
8	Upper Rib Redundant	Y	KEAC076	Accel.,1/2 bridge	Endevco	7264-2000X	G
9	Lower Rib, Redundant	Y	KEAC077	Accel.,1/2 bridge	Endevco	7264-2000Y	G
10	Lower Spine, Redundant	Y	KEAC078	Accel.,1/2 bridge	Endevco	7264-2000Z	G
11	Pelvis, Redundant	Y	KEAC089	Accel.,1/2 bridge	Endevco	7264-2000X	G
12	Thorax Contact	N/A	T0	Contact Switch	Tapeswitch	8 oz. Yellow	%
13	Pelvis Contact	N/A	T0	Contact Switch	Tapeswitch	8 oz. Yellow	%

D-1

KAR22073-01

**55/28 km/h Side Impact NCAP
Instrumentation Data Channel Assignments
Passenger S.I.D. Serial Number 275
6/27/02
2003 Honda Pilot 4WD SUV**

CH.	LOCATION	AXIS	IDENT. NO.	DESCRIPTION	MFR	MODEL	UNITS
14	Head CG	X	KEAC069	Accel.,1/2 bridge	Endevco	7264-2000X	G
15	Head CG	Y	KEAC080	Accel.,1/2 bridge	Endevco	7264-2000Y	G
16	Head CG	Z	KEAC082	Accel.,1/2 bridge	Endevco	7264-2000Z	G
17	Upper Rib Primary	Y	KEAC066	Accel.,1/2 bridge	Endevco	7264-2000X	G
18	Lower Rib, Primary	Y	KEAC067	Accel.,1/2 bridge	Endevco	7264-2000Y	G
19	Lower Spine, Primary	Y	KEAC068	Accel.,1/2 bridge	Endevco	7264-2000Z	G
20	Pelvis, Primary	Y	KEAC079	Accel.,1/2 bridge	Endevco	7264-2000X	G
21	Upper Rib Redundant	Y	KEAC073	Accel.,1/2 bridge	Endevco	7264-2000X	G
22	Lower Rib, Redundant	Y	KEAC074	Accel.,1/2 bridge	Endevco	7264-2000Y	G
23	Lower Spine, Redundant	Y	KEAC075	Accel.,1/2 bridge	Endevco	7264-2000Z	G
24	Pelvis, Redundant	Y	KEAC081	Accel.,1/2 bridge	Endevco	7264-2000X	G
25	Thorax Contact	Y	T0	Contact Switch	Tapeswitch	8 oz. Yellow	%
26	Pelvis Contact	Y	T0	Contact Switch	Tapeswitch	8 oz. Yellow	%

D-2

KAR22073-01

**55/28 km/h Side Impact NCAP
Instrumentation Data Channel Assignments
Vehicle Accelerometers
6/27/02
2003 Honda Pilot 4WD SUV**

CH.	LOCATION	AXIS	IDENT. NO.	DESCRIPTION	MFR	MODEL	UNITS
27	Right at Sill Front Seat	X	KETX2A	Accel., Triax	I.C. Sensor	3031-200	G
28	Right at Sill Front Seat	Y	KETX2B	Accel., Triax	I.C. Sensor	3031-200	G
29	Right at Sill Front Seat	Z	KETX2C	Accel., Triax	I.C. Sensor	3031-200	G
30	Right at Sill Rear Seat	X	KETX3A	Accel., Triax	I.C. Sensor	3031-500	G
31	Right at Sill Rear Seat	Y	KETX3B	Accel., Triax	I.C. Sensor	3031-500	G
32	Right at Sill Rear Seat	Z	KETX3C	Accel., Triax	I.C. Sensor	3031-500	G
33	Rear Floorpan Above Axle	X	KETX4A	Accel., Triax	I.C. Sensor	3031-500	G
34	Rear Floorpan Above Axle	Y	KETX4B	Accel., Triax	I.C. Sensor	3031-500	G
35	Rear Floorpan Above Axle	Z	KETX4C	Accel., Triax	I.C. Sensor	3031-500	G
36	Left Sill at Rear Door	Y	KEVA012	Accel., Vehicle block	I.C. Sensor	3031-500	G
37	Left Sill at Front Door	Y	KEVA001	Accel., Vehicle block	I.C. Sensor	3031-500	G
38	Left Front Door Centerline	Y	ICST004X	Accel., Triax	I.C. Sensor	3031-500	G
39	Rear Occupant Compartment	Y	KEVA006	Accel., Vehicle block	I.C. Sensor	3031-200	G
40	Left Front Door Mid-Rear	Y	ICST004Y	Accel., Triax	I.C. Sensor	3031-500	G
41	Left Front Door Upper Centerline	Y	ICST004Z	Accel., Triax	I.C. Sensor	3031-500	G
42	Rear Door Mid-Rear	Y	ICST005X	Accel., Triax	I.C. Sensor	3031-500	G
43	Rear Door Upper Centerline	Y	ICST005Y	Accel., Triax	I.C. Sensor	3031-500	G
44	B-Post Lower	Y	KEBX2A	Accel., Biax	I.C. Sensor	3031-500	G
45	B-Post Middle	Y	KEBX2B	Accel., Biax	I.C. Sensor	3031-500	G
46	A-Post Lower	Y	KEBX1A	Accel., Biax	I.C. Sensor	3031-200	G
47	A-Post Middle	Y	KEBX1B	Accel., Biax	I.C. Sensor	3031-500	G
48	Front Seat Track	Y	KEIC008Y	Single	I.C. Sensor	3031-500	G
49	Rear Seat Structure	Y	N/A	N/A	N/A	N/A	N/A
50	Vehicle CG	X	KETX1A	Accel., Triax	I.C. Sensor	3031-200	G
51	Vehicle CG	Y	KETX1B	Accel., Triax	I.C. Sensor	3031-200	G
52	Vehicle CG	Z	KETX1C	Accel., Triax	I.C. Sensor	3031-200	G

**55/28 km/h Side Impact NCAP
Instrumentation Data Channel Assignments
Moving Deformable Barrier
6/27/02
2003 Honda Pilot 4WD SUV**

CH.	LOCATION	AXIS	IDENT. NO.	DESCRIPTION	MFR	MODEL	UNITS
53	MDB CG	X	ICST001X	Accel., Triax	I.C. Sensor	3031-500	G
54	MDB CG	Y	ICST001Y	Accel., Triax	I.C. Sensor	3031-500	G
55	MDB CG	Z	ICST001Z	Accel., Triax	I.C. Sensor	3031-500	G
56	MDB Rear Centerline	X	ICST002X	Accel., Triax	I.C. Sensor	3031-50	G
57	MDB Rear Centerline	Y	ICST002Y	Accel., Triax	I.C. Sensor	3031-50	G
58	Right Bumper Contact	N/A	T0	Contact Switch	Tapeswitch	40 oz. Grey	%