

REPORT NUMBER KAR22001-16

**NEW CAR ASSESSMENT PROGRAM
FRONTAL BARRIER IMPACT TEST**

**ISUZU MOTORS LIMITED
2002 ISUZU AXIOM
4WD SUV**

NHTSA NUMBER: M20506

**PREPARED BY:
KARCO ENGINEERING, LLC
9270 HOLLY ROAD
ADELANTO, CALIFORNIA 92301**



JUNE 24, 2002

FINAL REPORT

**PREPARED FOR:
U.S. DEPARTMENT OF TRANSPORTATION
NATIONAL HIGHWAY TRAFFIC SAFETY ADMINISTRATION
SAFETY PERFORMANCE STANDARDS
OFFICE OF CRASHWORTHINESS STANDARDS
MAIL CODE: NPS-10
400 SEVENTH STREET, SW, ROOM 5313
WASHINGTON, D.C. 20590**

This final test report was prepared for the U.S. Department of Transportation, National Highway Traffic Safety Administration, in response to Contract Number DTNH22-01-D-02005.

This publication is distributed by the U.S. Department of Transportation, National Highway Traffic Safety Administration, in the interest of information exchange. The opinions, findings and conclusions expressed in this publication are those of the author(s) and not necessarily those of the Department of Transportation or the National Highway Traffic Safety Administration. The United States Government assumes no liability for its contents or use thereof. If trade or manufacturers' names or products are mentioned, it is only because they are considered essential to the object of the publication and should not be construed as an endorsement. The United States Government does not endorse products or manufacturers.

Prepared by: _____
Mr. James E. Gorth, Project Engineer
KARCO Engineering, LLC

Date: June 24, 2002

Reviewed by: _____
Mr. Jerry L. Kratzke, Director of Operations
KARCO Engineering, LLC

Date: June 24, 2002

Approved by: _____
Mr. Frank D. Richardson, Program Manager
KARCO Engineering, LLC

Date: June 24, 2002

FINAL REPORT ACCEPTED BY:

Manager, New Car Assessment Program

Date of Acceptance

COTR, NCAP Frontal Impact Program

Date of Acceptance

Technical Report Documentation Page

1. Report No. KAR22001-16	2. Government Accession No.	3. Recipients Catalog No.																										
4. Title and Subtitle Final Report of New Car Assessment Program Testing of a 2002 Isuzu Axiom 4WD SUV NHTSA No. M20506		5. Report Date January 20, 2001																										
		6. Performing Organization Code KAR																										
7. Author(s) Mr. James E Gorth, Project Engineer, Karco Mr. Frank Richardson, Project Manager, Karco		8. Performing Organization Report No. KAR22001-16																										
9. Performing Organization Name and Address KARCO Engineering, LLC 9270 Holly Road Adelanto, CA 92301		10. Work Unit No.																										
		11. Contract or Grant No. DTNH22-01-D-02005																										
12. Sponsoring Agency Name and Address U.S. Department of Transportation National Highway Traffic Safety Administration Safety Performance Standards Office of Crashworthiness Standards Mail Code: NPS-10 400 Seventh Street, SW, Room 5313 Washington, D.C. 20590		13. Type of Report and Period Covered Final Test Report Option Year 1																										
		14. Sponsoring Agency Code DOT/NHTSA/NRW/OCS																										
15. Supplementary Notes																												
16. Abstract A 35 mph (56.3 km/h) frontal barrier impact was conducted on a 2002 Isuzu Axiom 4WD SUV at KARCO Engineering, LLC on 6/6/02. This test was conducted to obtain data indicant of FMVSS 208, 212, 219 (partial), 301, and footwell intrusion performance. The impact velocity is 55.75 km/h. The ambient temperature at the barrier face at the time of impact is 40.0 degrees Celcius. The vehicle's maximum post test static crush is 479 mm at the left of the vehicle centerline. The test vehicle is equipped with a 3-point continuous belt system and second generation supplemental airbags in both front outboard seating positions. With respect to FMVSS 208 "Occupant Crash Protection", the occupant injury criteria summary is as follows:																												
<table border="1" style="width: 100%; border-collapse: collapse;"> <thead> <tr> <th style="width: 35%;">Measurement Description</th> <th style="width: 15%;">Units</th> <th style="width: 15%;">Threshold</th> <th style="width: 15%;">Driver ATD</th> <th style="width: 20%;">Passenger ATD</th> </tr> </thead> <tbody> <tr> <td>Head Injury Criteria (HIC)</td> <td>N/A</td> <td>1000</td> <td>583.7</td> <td>582.9</td> </tr> <tr> <td>Max. Thorax Accel. (3 msec Clip)</td> <td>G's</td> <td>60</td> <td>51.6</td> <td>54.4</td> </tr> <tr> <td>Left Femur force</td> <td>Newtons</td> <td>10000</td> <td>-3945.3</td> <td>-5780.6</td> </tr> <tr> <td>Right Femur Force</td> <td>Newtons</td> <td>10000</td> <td>-4835.5</td> <td>-3491.9</td> </tr> </tbody> </table>				Measurement Description	Units	Threshold	Driver ATD	Passenger ATD	Head Injury Criteria (HIC)	N/A	1000	583.7	582.9	Max. Thorax Accel. (3 msec Clip)	G's	60	51.6	54.4	Left Femur force	Newtons	10000	-3945.3	-5780.6	Right Femur Force	Newtons	10000	-4835.5	-3491.9
Measurement Description	Units	Threshold	Driver ATD	Passenger ATD																								
Head Injury Criteria (HIC)	N/A	1000	583.7	582.9																								
Max. Thorax Accel. (3 msec Clip)	G's	60	51.6	54.4																								
Left Femur force	Newtons	10000	-3945.3	-5780.6																								
Right Femur Force	Newtons	10000	-4835.5	-3491.9																								
17. Key Words 56.3 km/h NCAP Frontal Barrier Impact Test New Car Assessment Program (NCAP) 2002 Isuzu Axiom 4WD SUV NHTSA No. M20506		18. Distribution Statement Copies of this report available from: NHTSA Technical Reference Division National Highway Traffic Safety Admin. 400 Seventh St., SW, Room 5108 Washington, DC 20590																										
19. Security Classification(this report) Unclassified	20. Security Classification(this page) Unclassified	21. No. of Pages 343	22. Price																									

Form DOT F1700.7 (8-72)

TABLE OF CONTENTS

Section	Description	Page
1	Purpose and Summary of Test M20506	1
2	Occupant and Vehicle Information/Data Sheets	3

Data Sheet	Description	Page
1	Crash Test Summary	4
2	General Test and Vehicle Parameter Data	5
3	Post Impact Data	7
4	Test Vehicle Information	8
5	Dummy Positioning in Vehicle	10
6	Seatbelt Positioning Data	12
7	Vehicle Accelerometer Location and Data Summary	13
8	Hybrid III ATD Injury Criteria and Sensor Data	14
9	Seatbelt Assessment Test Data	17
10	Summary of FMVSS 212 Data	18
11	Windshield Zone Intrusion FMVSS 219 Data (Partial)	19
12	FMVSS 301 Fuel System Integrity Post Impact Data	20
13	FMVSS 301 Static Rollover Data	21
14	Vehicle Measurements	22
15	Camera Locations	24
16	Photographic Reference Target Locations	25
17	Vehicle Intrusion Measurements	26
18	Fixed Barrier Load Cell Locations	30
19	Accident Investigation Division Data	31
20	Dummy/Vehicle Temperature Stabilization	32

Appendix	Description	Appendix
A	Photographs	A
B	Dummy and Vehicle Response Data Traces	B
C	Load Cell Barrier Data Traces	C
D	Instrumentation and Data Channel Assignments	D
E	Dummy Calibration Data Traces and Tables	E
F	Owners Manual	F
G	Nine Accelerometer Head Array Data	G

SECTION 1
PURPOSE AND SUMMARY OF TEST M20506

1.1 PURPOSE

This 35 mph (56.3 km/h) frontal barrier impact test is part of the Vehicle Barrier Impact Testing Program sponsored by the National Highway Traffic Safety Administration (NHTSA) under Contract No. DTNH22-01-D-02005. The purpose of this test was to obtain vehicle crashworthiness and occupant restraint system performance data for an impact speed in excess of the current 30 mph (48.3 km/h) requirements.

The 35 mph (56.3 km/h) frontal barrier impact test was conducted in accordance with the Office of Crashworthiness Standards Laboratory Test procedure.

1.2 SUMMARY

A load cell barrier consisting of 24 load cells was impacted by a 2002 Isuzu Axiom 4WD SUV at a velocity of 55.75 km/h. The test was performed at Karco Engineering, LLC on June 6, 2002. Pre- and post-test photographs of the vehicle and dummies can be found in Appendix A.

One real-time and 16 high-speed cameras were used to document the frontal barrier impact event. Camera locations and other pertinent camera information can be found in this report.

Two Part 572E, 50th percentile male anthropomorphic test devices (ATDs), were placed in the driver and right-front passenger seating positions according to dummy placement instructions specified in the Laboratory Indicant Test Procedure.

Both ATDs were fully instrumented with nine accelerometer array head, chest and pelvis triaxial accelerometers, chest displacement potentiometers, six-axis upper neck transducers, right/left femur load cells, and lower leg instrumentation. Seat belt load cells were also placed on the driver's and passenger's lap and shoulder belts to measure dummy torso and pelvic section loading. The driver (position 1) ATD (Serial No. 35) and the right-front passenger (position 2) ATD (Serial No. 34) were calibrated one test prior to this test.

One Hundred and Nine (109) channels of data were recorded using an on-board data acquisition system. Appendix B contains the vehicle and dummy response data traces. Appendix C contains Load Cell Barrier information. Appendix D contains the Instrumentation Data Channel assignments. Appendix E contains the Dummy Calibration data and Appendix F contains the owner's manual instructions for the occupant and restraint systems. Appendix G contains the Nine Accelerometer Head Array data.

There was 100 percent windshield retention and no intrusion into the protected zone of the windshield during the impact event. There was no Stoddard solvent leakage after the event or during any phase of the static rollover.

The maximum static crush of the vehicle was 479 mm and both the driver and the passenger side doors remained closed and latched during the impact event and were operable without the aid of tools after the impact.

The driver's visible contact points were as follows: The driver ATD head contacted the airbag and headrest, its chest contacted the airbag. No contact by the abdomen. The left knee contacted the steering column/dash and the right knee contacted the dash.

The passenger's visible contact points were as follows: The passenger ATD head contacted the airbag and headrest. The chest and abdomen contacted the airbag. The left knee contacted the glove box and the right knee contacted the dashboard/glove box.

Occupant injury data is contained in table below.

OCCUPANT DATA SUMMARY

ATD Position	HIC	Clip (g)	Chest Disp (mm)	Left Femur (N)	Right Femur (N)	Belt Spool (mm)
Driver	583.7	51.6	-26.1	-3945.3	-4835.5	170.3
Passenger	582.9	54.4	-35.2	-5780.6	-3491.9	181.4

SECTION 2
OCCUPANT AND VEHICLE INFORMATION/DATA SHEETS

Test Vehicle: 2002 Isuzu Axiom 4WD SUV
 Test Program: 2002 NHTSA 35mph NCAP

NHTSA No.: M20506
 Test Date: 6/6/02

CONVERSION FACTORS USED IN THIS REPORT*

Quantity	Typical Application	Std Units	Metric Unit	Multiply By
Mass	Vehicle Weight	lb	kg	0.4536
Linear Velocity	Impact Velocity	mile/h	km/h	1.609
Length or Distance	Measurements	in	mm	25.4
Volume	Fuel Systems	gal	liter	3.785
Volume	Small Fluids	oz	mL	29.573
Pressure	Tire Pressures	lbf/in ²	kPa	7.0
Volume	Liquid	gal	liter	3.785
Temperature	General Use	°F	°C	=(tf -32)/1.8
Force	Dynamic Forces	lbf	N	4.448
Moment	Torque	lbf/ft	Nm	1.355

* Based on the Recommended Practice in SAE J916, May 85

**DATA SHEET NO. 1
CRASH TEST SUMMARY**

Test Vehicle: 2002 Isuzu Axiom 4WD SUV
 Test Program: 2002 NHTSA 35mph NCAP

NHTSA No.: M20506
 Test Date: 6/6/02

PRIMARY IMPACT DATA

Measured Parameter	Units	Value
Velocity at Impact	km/h	55.75
Test Weight	kg	2150
Impact Angle	degrees	0
Average Rebound	mm	1075
Maximum Static Crush	mm	479

DOOR OPENING AND SEAT TRACK INFORMATION

Description	Driver	Passenger
Front Door Opening	Remained closed & latched, opened w/o the aid of tools	Remained closed & latched, opened w/o the aid of tools
Rear Door Opening	Remained closed & latched, opened w/o the aid of tools	Remained closed & latched, opened w/o the aid of tools
Seat Track Shift (mm)	None	None
Seat Back Failure	None	None

TEST DUMMY INFORMATION

Description	Driver	Passenger
Dummy Type / Serial No.	50% Male Hybrid III / No. 35	50% Male Hybrid III / No. 34
Head Contact	Airbag/Headrest	Airbag,Headrest
Chest Contact	Airbag	Airbag
Abdomen Contact	None	Airbag
Left Knee Contact	Steering Column/ Dash	Glove Box
Right Knee Contact	Dash	Glove Box/Dash

16mm MOVIE COVERAGE

High Speed	16
Real Time	1
Total	17

DATA CHANNELS

Driver ATD Sensors	46
Passenger ATD Sensors	46
Belt Assessment Sensors	8
Vehicle Structure Accelerometers	9
Rigid Barrier Load Cells	24
Total	133

DATA SHEET NO. 2
GENERAL TEST AND VEHICLE PARAMETER DATA

Test Vehicle: 2002 Isuzu Axiom 4WD SUV
 Test Program: 2002 NHTSA 35mph NCAP

NHTSA No.: M20506
 Test Date: 6/6/02

TEST VEHICLE INFORMATION

Make	Isuzu
Model	Axiom
Body Style	4 Door
NHTSA No.	M20506
VIN	4S2DF58X724613540
Color	White
Delivery Date	5/28/02
Odometer Reading (mi.)	20
Dealer	Ricart Isuzu
Transmission	4 Automatic
Final Drive	4WD
Type/No. Cylinders	V-6
Engine Displacement (L)	3.5
Engine Placement	Longitudinal
Front Seat Side Airbag	No

TEST VEHICLE OPTIONS

Driver Front Airbag	Yes
Pass. Front Airbag	Yes
Power Windows	Yes
Pre-Tensioners	No
Power Door Locks	Yes
Tilt Wheel	Yes
Air Conditioning	Yes
Power Brakes	Yes
Disc Brakes, Front	Yes
Disc Brakes, Rear	Yes
Anti-lock Brakes	Yes
Head Airbag	No
Load Limiter	Yes
Cruise Control	Yes
Bucket Seats	Yes

DATA FROM CERTIFICATION LABEL

Manufactured By	Isuzu Motors Limited	GVWR (kg)	2245
Date of Manufacture	April-02	GAWR Front (kg)	1134
		GAWR Rear (kg)	1315

DATA FROM TIRE PLACARD

Measured Parameter	Front	Rear
Max. Tire Pressure (kPa)	180	180
Cold Pressure (kPa)	180	180
Recommend Tire Size	P235/65R17	P235/65R17
Tire Size on Vehicle	P235/65R17	P235/65R17
Tire Manufacturer	Goodyear	Goodyear

VEHICLE SEATING AND CAPACITY WEIGHT INFORMATION

Measured Parameter	Front	Rear	Third	Total
Type of Seats	Bucket	Bench	None	
Number of Occupants	2	3	0	5
Capacity Wt. (VCW) (kg)				376
Cargo Weight (RCLW) (kg)				136

DATA SHEET NO. 2...(CONTINUED)
GENERAL TEST AND VEHICLE PARAMETER DATA

Test Vehicle: 2002 Isuzu Axiom 4WD SUV
 Test Program: 2002 NHTSA 35mph NCAP

NHTSA No.: M20506
 Test Date: 6/6/02

TEST VEHICLE WEIGHTS

	Units	As Delivered (<i>UVW</i>)			As Tested (<i>ATW</i>)		
		Front Axle	Rear Axle	Total	Front Axle	Rear Axle	Total
Left	kg	506	435		546	535	
Right	kg	503	425		543	526	
Ratio	%	54.0	46.0		50.7	49.3	
Totals	kg	1009	860	1869	1089	1061	2150

TARGET TEST WEIGHT CALCULATION

Measured Parameter	Units	Value
Total Delivered Weight (<i>UVW</i>)	kg	1869
Weight of 2 P572 ATD's	kg	152
Rated Cargo/Luggage Weight (<i>RCLW</i>)	kg	136
Calculated Vehicle Target Weight (<i>TVT</i>)	kg	2157

TEST VEHICLE ATTITUDE AND CG

	Units	LF	RF	LR	RR	CG (aft of front axle)
As Delivered	mm	801	809	845	845	1240
As Tested	mm	788	792	795	800	1329

Vehicle Wheel base (mm): 2695
 Weight of Ballast secured in cargo area (kg): 30
 Vehicle Components Removed: _____

* Ballast weight does not include cameras, instrumentation, and brake abort system.

FUEL SYSTEM DATA

Fuel System Capacity From Owner's Manual (L): 73.8
 Usable Capacity Figure Furnished by COTR (L): 73.8
 Actual Test Volume with entire fuel System Filled (L): 68.6
 Test Fluid Type: Stoddard Solvent ; Specific Gravity: 0.764
 Kinematic Viscosity: as per ASTM Standard D484-71 ; Color: Purple
 Is Vehicle Fuel Pump Electric or Mechanical?: Electric
 If electric, does pump operate with ignition switch "ON" & engine "OFF"? Yes
 Fuel System Particulars: Driver side filler door, tank mounted at rear.

**DATA SHEET NO. 3
POST IMPACT DATA**

Test Vehicle: 2002 Isuzu Axiom 4WD SUV
 Test Program: 2002 NHTSA 35mph NCAP

NHTSA No.: M20506
 Test Date: 6/6/02

SPEED TRAP DATA

Measured Parameter	Units	Requirement	Value
Trap No. 1 Velocity (Primary)	km/h	55.51 to 57.12	55.75
Trap No. 1 Entry Distance	mm	< 1524	1524
Trap No. 1 Exit Distance	mm	< 1524	305
Trap No. 2 Velocity (Redundant)	km/h	55.51 to 57.12	55.78
Trap No. 2 Entry Distance	mm	< 1524	1524
Trap No. 2 Exit Distance	mm	< 1524	305

VEHICLE STATIC CRUSH

Measured Parameter	Units	Pre-Test	Post-Test	Difference
Left Side	mm	4446	3995	-451
Center	mm	4610	4131	-479
Right Side	mm	4446	4165	-281

VEHICLE REBOUND FROM BARRIER

Measured Parameter	Units	Value
Left Side	mm	1145
Center	mm	1056
Right Side	mm	1024
Average	mm	1075

DATA SHEET NO. 4
TEST VEHICLE INFORMATION

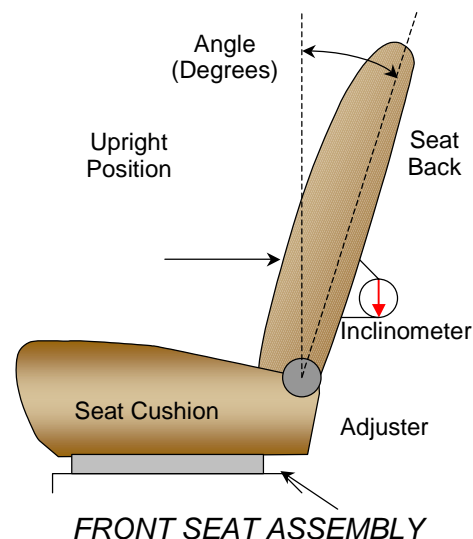
Test Vehicle: 2002 Isuzu Axiom 4WD SUV
Test Program: 2002 NHTSA 35mph NCAP

NHTSA No.: M20506
Test Date: 6/6/02

NOMINAL DESIGN RIDING POSITION

The driver and passenger seat backs are positioned to the manufacturers designated angle. The procedure is as follows: A special application tool with pointed probes is inserted through the fabric to make contact with the rigid portion of the lower seat frame assembly, approximately 13 inches above the pivot point of the seat back. An inclinometer is placed against the flat surface of the tool and the seat back angle is measured directly from the dial face.

Driver seat back angle: 8° with a seated dummy
Passenger seat back angle: 8° with a seated dummy



SEAT FORE/AFT POSITIONS

Driver seat is power operated and has 196mm of total travel and the passenger seat is manually operated and has 21 positions or detents. The first or forward most position is counted as number one (1). The fore/aft position is set aft of the middle position for both driver and passenger.

Driver seat fore/aft total travel: 196mm of total travel
Driver seat fore/aft position: set at 98mm or midpoint
Passenger seat fore/aft total travel: 21 seating positions or detents
Passenger seat fore/aft position: 11th detent from forward most

SEAT BELT UPPER ANCHORAGE

The test vehicle is equipped with adjustable anchorages for both driver and passenger seat positions. There are 5 positions or detents. Both the driver and the passenger anchorages are placed in the 3rd down from the uppermost.

DATA SHEET NO. 4...(CONTINUED)
TEST VEHICLE INFORMATION

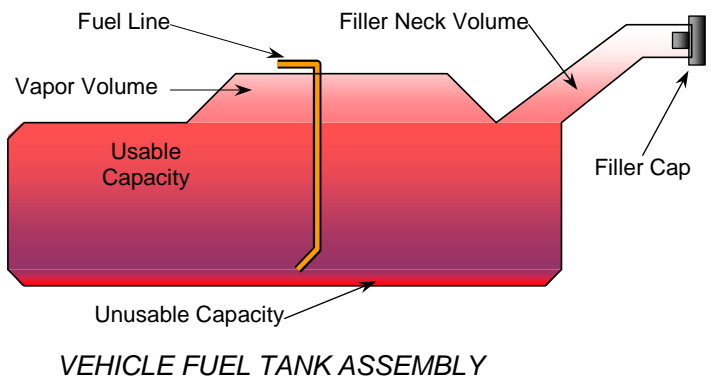
Test Vehicle: 2002 Isuzu Axiom 4WD SUV
 Test Program: 2002 NHTSA 35mph NCAP

NHTSA No.: M20506
 Test Date: 6/6/02

FUEL TANK CAPACITY DATA

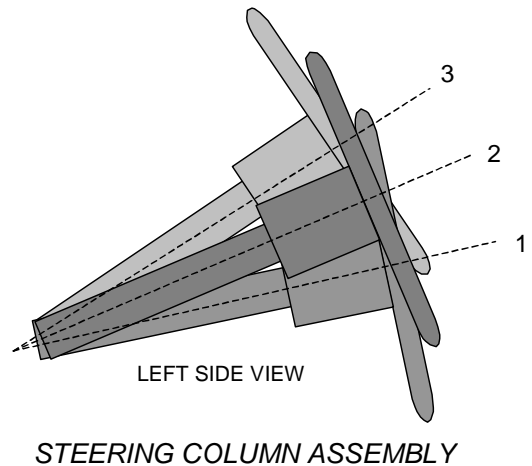
The "Usable Capacity" of the standard equipment fuel tank is: 73.8 liters
 The "Usable Capacity" of any optional equipment fuel tank is: N/A liters
 "Usable Capacity" used for certification tests FMVSS 301 requirements: 67.9 to 69.3 liters
 Actual amount of Stoddard solvent added to vehicle for certification test: 68.6 liters

The test vehicle is equipped with an electric fuel pump. The fuel pump operates for approximately two seconds after the ignition is placed in the "ON" position, after which the fuel pump automatically shuts off. The fuel filler door is located on the left rear fender. The standard fuel tank occupies the area under the rear seat. Fuel lines run inside the frame rail to the engine compartment.



STEERING COLUMN ADJUSTMENT

Steering wheel and column adjustments are made so that the steering wheel hub is at the geometric center of the locus it describes when moved through its full range of motion. An aluminum plate is placed across the rim of the steering wheel, an inclinometer is placed on the plate and the angle is measured. The steering column has seven (7) positions or detents and is set in the fourth (4) detent as indicated by the diagram at right and the angle below.



Lowermost; position 1: 21°
 Geometric center; position 2: 27°
 Uppermost position 3: 32°

DATA SHEET NO. 5
DUMMY POSITIONING IN VEHICLE

Test Vehicle: 2002 Isuzu Axiom 4WD SUV
Test Program: 2002 NHTSA 35mph NCAP

NHTSA No.: M20506
Test Date: 6/6/02

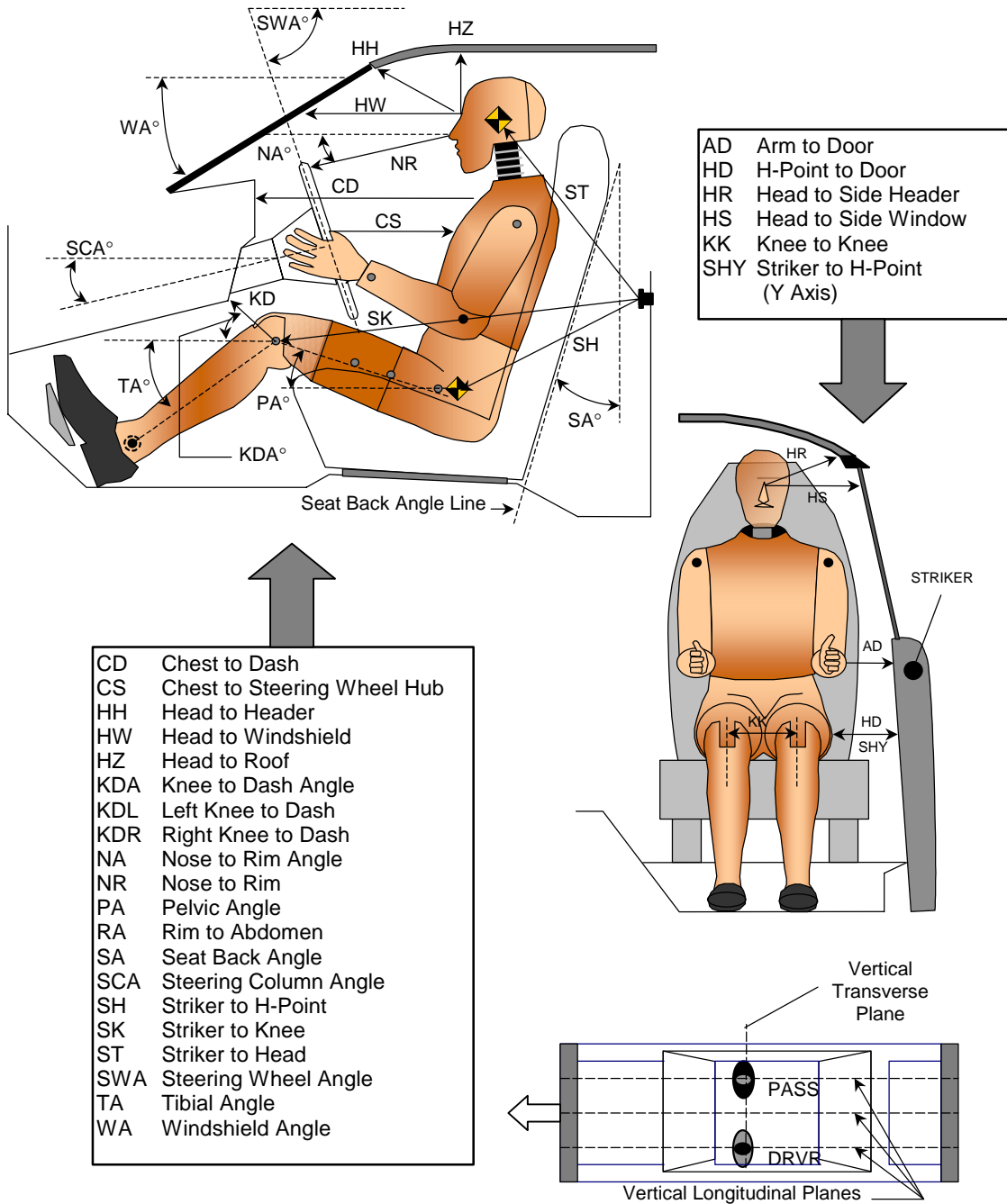
TEST DUMMY POSITION MEASUREMENTS

Code	Measurement Description	Driver		Passenger	
		Length (mm)	Angle (°)	Length (mm)	Angle (°)
WA	Windshield Angle		32		
SWA	Steering Wheel Angle		63		
SCA	Steering Column Angle		27		
SA	Seat Back Angle		8		8
HZ	Head to Roof (Z)	185	90	180	90
HH	Head to Header	312		330	
HW	Head to Windshield	560		567	
HR	Head to Side Header (Y)	290		277	
NR	Nose to Rim	385	15		
CD	Chest to Dash	500		530	
CS	Chest to Steering Hub	275			
RA	Rim to Abdomen	155			
KDL	Left Knee to Dash	125	6	150	
KDR	Right Knee to Dash	135		153	20
PA	Pelvic Angle		25		25
TA	Tibia Angle		44		38
KK	Knee to Knee (Y)	330		275	
ST	Striker to Head	678	1	688	2
SK	Striker to Knee	593	73	590	74
SH	Striker to H-Point	297	19	287	15
SHY	Striker to H-Point (Y)	233		220	
HS	Head to Side Window	330		305	
HD	H-Point to Door (Y)	160		155	
AD	Arm to Door (Y)	30		35	

DATA SHEET NO. 5...(CONTINUED)
DUMMY POSITIONING IN VEHICLE

Test Vehicle: 2002 Isuzu Axiom 4WD SUV
 Test Program: 2002 NHTSA 35mph NCAP

NHTSA No.: M20506
 Test Date: 6/6/02



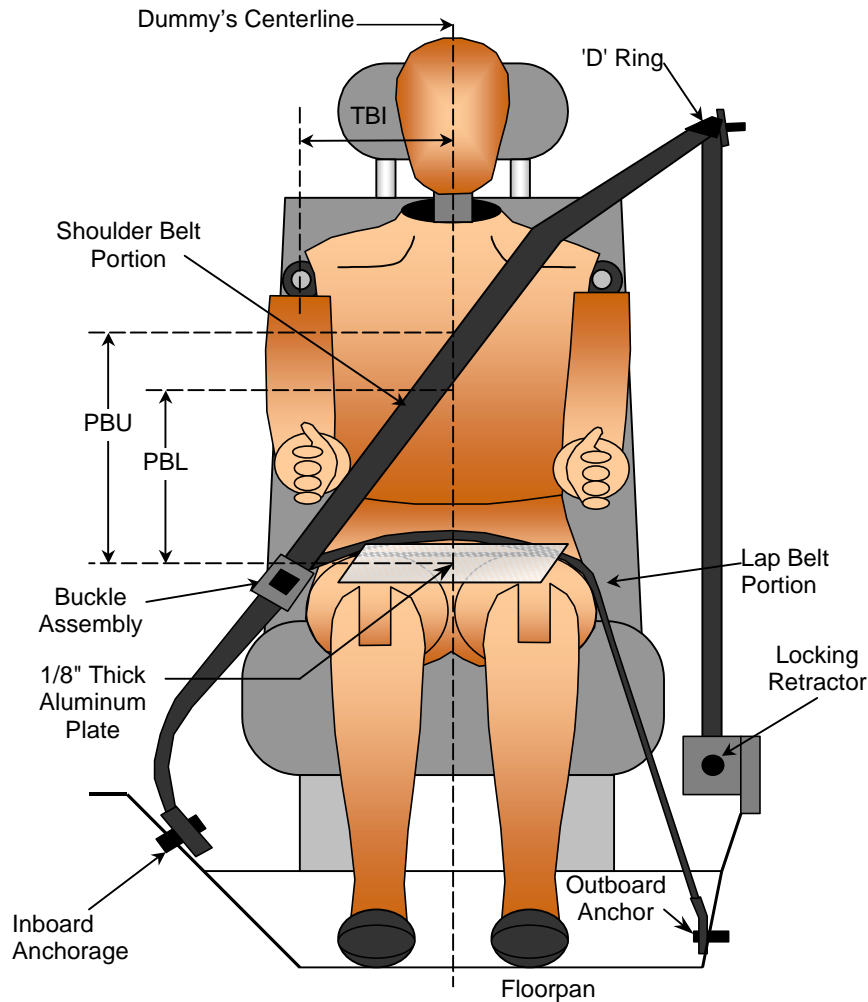
CD	Chest to Dash
CS	Chest to Steering Wheel Hub
HH	Head to Header
HW	Head to Windshield
HZ	Head to Roof
KDA	Knee to Dash Angle
KDL	Left Knee to Dash
KDR	Right Knee to Dash
NA	Nose to Rim Angle
NR	Nose to Rim
PA	Pelvic Angle
RA	Rim to Abdomen
SA	Seat Back Angle
SCA	Steering Column Angle
SH	Striker to H-Point
SK	Striker to Knee
ST	Striker to Head
SWA	Steering Wheel Angle
TA	Tibial Angle
WA	Windshield Angle

DUMMY MEASUREMENTS FOR FRONT SEAT OCCUPANTS

DATA SHEET NO. 6
SEATBELT POSITIONING DATA

Test Vehicle: 2002 Isuzu Axiom 4WD SUV
 Test Program: 2002 NHTSA 35mph NCAP

NHTSA No.: M20506
 Test Date: 6/6/02



SEAT BELT POSITIONING MEASUREMENTS

Measurement Description	Units	Driver	Passenger
TBI - Dummy C/L to Lap/Shoulder Belt Intersect	mm	270	212
PBU - Top surface of reference to belt upper edge	mm	325	330
PBL - Top surface of reference to belt lower edge	mm	265	250
Lap Belt tension	Newton's	10	10
Shoulder Belt tension	N/A	Retractor	Retractor

DATA SHEET NO. 7 - VEHICLE ACCELEROMETER LOCATION AND DATA SUMMARY

Test Vehicle: 2002 Isuzu Axiom 4WD SUV

NHTSA No.: M20506

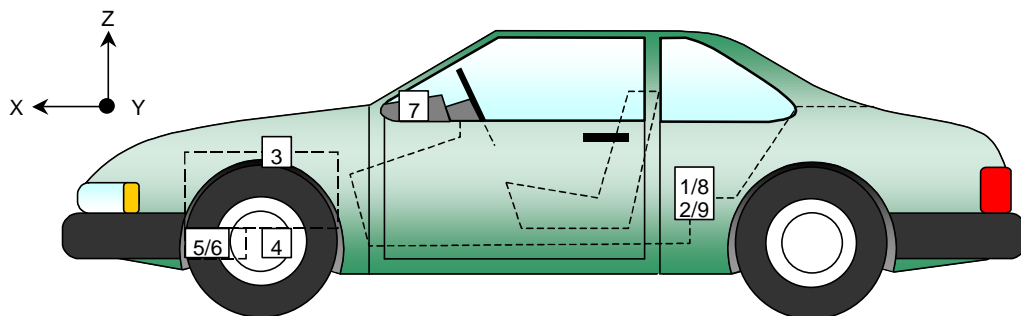
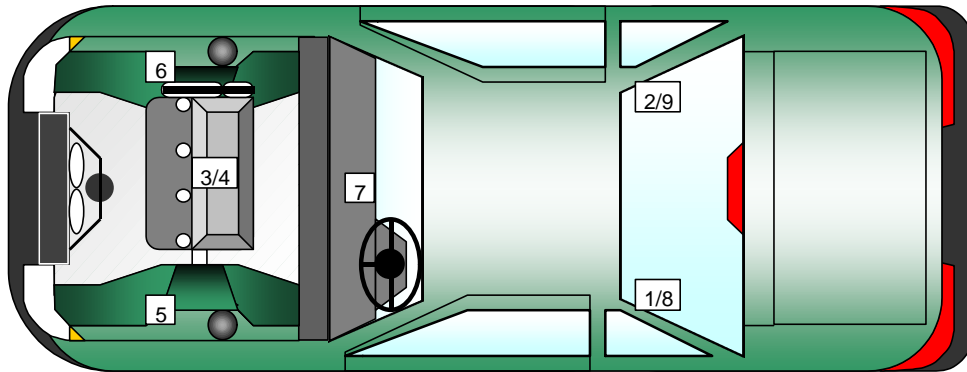
Test Program: 2002 NHTSA 35mph NCAP

Test Date: 6/6/02

VEHICLE ACCELEROMETER PEAK DATA AND PRE-TEST LOCATIONS

No.	Accelerometer Location	Measurements (mm)			Peak Values				
		X	Y	Z	Units	Max	Time	Min	Time
1	Left Rear X-Member	1910	-675	480	G's	6.2	109.0	-40.8	37.8
2	Right Rear X-Member	1855	675	480	G's	4.6	123.0	-34.0	40.1
3	Engine Top	3950	-270	850	G's	24.0	44.9	-106.5	35.5
4	Engine Bottom	3205	-165	250	G's	26.3	44.1	-82.5	34.2
5	Left Brake Caliper	3710	-725	275	G's	25.4	71.3	-97.6	26.9
6	Right Brake Caliper	3710	725	275	G's	32.5	93.6	-83.3	12.9
7	Instrument Panel	3100	0	1255	G's	26.1	53.6	-74.8	68.3
8	Left Rear X-Member (Z-Axis)	1830	-675	480	G's	11.4	55.7	-11.2	27.1
9	Right Rear X-Member (Z-Axis)	1800	675	480	G's	19.5	54.6	-8.0	61.9

Reference Planes: X=From Rear Surface of Vehicle, Y=Vehicle Centerline, Z=Ground Plane



DATA SHEET NO. 8 - HYBRID III ATD INJURY CRITERIA AND SENSOR DATA

Test Vehicle: 2002 Isuzu Axiom 4WD SUV

NHTSA No.: M20506

Test Program: 2002 NHTSA 35mph NCAP

Test Date: 6/6/02

HEAD PRIMARY PEAK ACCELERATIONS

Location	Axis	Units	Driver				Passenger			
			Max	Time	Min	Time	Max	Time	Min	Time
Head CG	X	G's	24.4	219.9	-59.2	59.5	25.6	224.5	-54.5	76.3
Head CG	Y	G's	5.8	164.9	-10.4	80.5	7.9	233.5	-8.4	92.5
Head CG	Z	G's	27.1	48.0	-10.8	75.2	29.9	54.9	-3.6	118.6
Head CG Resultant	N/A	G's	59.7	59.5			60.1	75.5		

CHEST PRIMARY PEAK ACCELERATIONS

Location	Axis	Units	Driver				Passenger			
			Max	Time	Min	Time	Max	Time	Min	Time
Chest CG	X	G's	4.3	166.0	-52.6	63.6	3.3	179.2	-54.7	61.8
Chest CG	Y	G's	5.7	87.2	-7.4	52.9	5.8	59.7	-6.4	75.8
Chest CG	Z	G's	17.4	47.2	-7.8	98.5	12.7	43.7	-7.2	105.4
Chest CG Resultant	N/A	G's	52.8	64.2			55.0	61.8		

FEMUR PEAK FORCES

Location	Axis	Units	Driver				Passenger			
			Max	Time	Min	Time	Max	Time	Min	Time
Left Femur	Z	Newtons	361.3	35.0	-3945.3	42.3	419.3	42.4	-5780.6	52.2
Right Femur	Z	Newtons	391.1	33.6	-4835.5	43.3	103.0	295.8	-3491.9	51.3

SEAT BELT SENSOR PEAK VALUES

Location	Axis	Units	Driver				Passenger			
			Max	Time	Min	Time	Max	Time	Min	Time
Shoulder Belt Pullout	N/A	MM	170.3	78.8	-7.4	285.7	181.4	78.7	-0.2	13.0
Shoulder Belt Stretch	N/A	MM/CM	0.00	0.0	0.00	0.0	0.00	0.0	0.00	0.0
Lap Belt Force	N/A	Newtons	7936.3	54.5	6.0	0.0	8566.6	55.0	12.4	0.0
Shoulder Belt Force	N/A	Newtons	5139.4	64.9	-176.9	134.0	5119.6	72.3	5.5	0.0

1.) Not used with pre-tensioner

PRIMARY HEAD INJURY CRITERIA (HIC)

Location	Driver				Passenger			
	HIC	T ¹	T ²	Avg G	HIC	T ¹	T ²	Avg G
Head CG Primary	583.7	47.9	82.8	48.9	582.9	54.0	89.9	48.3

PRIMARY CHEST CLIP (3MSEC)

Location	Driver			Passenger		
	CLIP	T ¹	T ²	CLIP	T ¹	T ²
Chest CG Primary	51.6	62.5	65.5	54.4	60.9	63.9

DATA SHEET NO. 8...(continued)

Test Vehicle: 2002 Isuzu Axiom 4WD SUV

NHTSA No.: M20506

Test Program: 2002 NHTSA 35mph NCAP

Test Date: 6/6/02

PELVIC PEAK ACCELERATIONS

Location	Axis	Units	Driver				Passenger			
			Max	Time	Min	Time	Max	Time	Min	Time
Pelvis	X	G's	4.9	138.8	-68.3	42.4	4.5	136.2	-72.4	49.9
Pelvis	Y	G's	6.7	82.4	-12.7	45.5	9.1	52.0	-8.1	92.9
Pelvis	Z	G's	3.3	156.7	-33.0	59.4	3.7	227.5	-32.8	60.2
Pelvis Resultant	N/A	G's	68.9	42.5			73.5	49.9		

UPPER NECK PEAK FORCES AND MOMENTS

Location	Axis	Units	Driver				Passenger			
			Max	Time	Min	Time	Max	Time	Min	Time
Neck Force	X	Newtons	1216.4	65.4	-426.7	141.3	671.6	64.9	-451.2	113.3
Neck Force	Y	Newtons	175.1	152.6	-301.7	85.3	214.8	70.9	-266.7	107.3
Neck Force	Z	Newtons	2068.0	53.7	-390.0	134.8	1489.6	54.6	-971.3	230.8
Neck Force Resultant	N/A	Newtons	2070.0	54.1			1554.4	65.4		
Neck Moment	X	N•m	11.0	159.3	-20.3	107.4	11.3	86.8	-15.5	233.3
Neck Moment	Y	N•m	78.5	65.3	-22.3	246.7	52.7	64.8	-26.7	239.9
Neck Moment	Z	N•m	7.3	97.7	-6.0	135.9	10.6	98.5	-3.6	164.8
Neck Moment Resultant	N/A	N•m	78.9	65.3			53.2	64.8		

FOOT PEAK ACCELERATIONS

Location	Axis	Units	Driver				Passenger			
			Max	Time	Min	Time	Max	Time	Min	Time
Left Foot Aft	X	G's	11.1	50.4	-25.6	31.3	17.2	49.4	-170.8	41.2
Left Foot Aft	Z	G's	2.6	283.7	-52.4	41.8	14.4	66.0	-77.3	43.9
Left Foot Fore	Z	G's	36.9	28.0	-82.9	35.2	32.6	46.3	-162.6	39.5
Right Foot Aft	X	G's	75.2	56.6	-109.5	44.0	0.0	0.0	0.0	0.0
Right Foot Aft	Z	G's	45.9	57.2	-172.9	39.6	0.0	0.0	0.0	0.0
Right Foot Fore	Z	G's	67.6	46.3	-300.6	39.2	12.8	156.4	-81.2	36.9

1.) Channels failed, no data

UPPER AND LOWER TIBIA PEAK FORCES AND MOMENTS

Location	Axis	Units	Driver				Passenger			
			Max	Time	Min	Time	Max	Time	Min	Time
Left Upper Moment	X	N•m	14.5	131.0	-66.7	39.9	30.7	42.4	-75.0	72.9
Left Upper Moment	Y	N•m	42.8	39.6	-59.0	34.9	121.1	53.1	-116.9	41.5
Right Upper Moment	X	N•m	72.9	46.3	-14.6	241.9	40.4	44.0	-19.5	79.0
Right Upper Moment	Y	N•m	55.1	76.6	-35.2	35.1	84.5	48.8	-59.6	30.4
Left Lower Moment	X	N•m	45.0	80.0	-22.2	40.3	19.5	41.3	-58.8	51.8
Left Lower Moment	Y	N•m	39.7	74.8	-27.2	33.7	138.4	53.1	-70.6	42.1
Left Lower Force	Z	Newtons	291.5	51.7	-918.8	40.3	335.2	220.1	-2287.6	45.7
Right Lower Moment	X	N•m	9.0	46.1	-67.2	57.7	18.3	40.6	-23.6	85.5
Right Lower Moment	Y	N•m	366.8	46.4	-83.3	40.2	73.8	49.7	-26.5	29.7
Right Lower Force	Z	Newtons	175.0	141.7	-4074.3	45.9	101.5	160.0	-1478.6	44.0

DATA SHEET NO. 8...(continued)

Test Vehicle: 2002 Isuzu Axiom 4WD SUV

NHTSA No.: M20506

Test Program: 2002 NHTSA 35mph NCAP

Test Date: 6/6/02

CHEST PEAK DISPLACEMENTS

Location	Axis	Units	Driver				Passenger			
			Max	Time	Min	Time	Max	Time	Min	Time
Chest CG	X	MM	0.1	1.6	-26.1	56.7	0.3	10.5	-35.2	57.8

HEAD REDUNDANT PEAK ACCELERATIONS

Location	Axis	Units	Driver				Passenger			
			Max	Time	Min	Time	Max	Time	Min	Time
Head CG	X	G's	23.4	219.1	-57.5	59.4	26.4	225.2	-54.5	76.0
Head CG	Y	G's	5.0	167.2	-10.2	77.6	6.9	233.7	-8.2	91.6
Head CG	Z	G's	26.4	48.1	-10.2	75.4	29.7	54.8	-4.2	121.2
Head CG Resultant	N/A	G's	58.1	59.4			60.2	76.0		

CHEST REDUNDANT PEAK ACCELERATIONS

Location	Axis	Units	Driver				Passenger			
			Max	Time	Min	Time	Max	Time	Min	Time
Chest CG	X	G's	4.9	166.2	-52.6	63.5	3.1	178.9	-54.6	61.7
Chest CG	Y	G's	5.9	89.3	-6.4	52.9	6.0	59.7	-6.6	81.9
Chest CG	Z	G's	17.4	47.2	-7.3	95.5	12.1	43.8	-7.6	105.2
Chest CG Resultant	N/A	G's	52.7	63.5			55.2	61.7		

REDUNDANT HEAD INJURY CRITERIA (HIC)

Location	Driver				Passenger			
	HIC	T ¹	T ²	Avg G	HIC	T ¹	T ²	Avg G
Head CG Redundant	582.1	47.8	83.0	48.6	563.7	54.1	90.0	47.7

REDUNDANT CHEST CLIP (3MSEC)

Location	Driver			Passenger		
	CLIP	T ¹	T ²	CLIP	T ¹	T ²
Chest CG Redundant	51.4	62.5	65.5	54.6	60.8	63.8

DATA SHEET NO. 9
SEATBELT ASSESSMENT TEST DATA

Test Vehicle: 2002 Isuzu Axiom 4WD SUV
Test Program: 2002 NHTSA 35mph NCAP

NHTSA No.: M20506
Test Date: 6/6/02

SEAT BELT PLACEMENT MEASUREMENTS

Measurement Description	Units	Driver	Passenger
TBI - Dummy C/L to Lap/Shoulder Belt Intersect	mm	270	212
PBU - Top surface of reference to belt upper edge	mm	325	330
PBL - Top surface of reference to belt lower edge	mm	265	250
Lap Belt tension	Newton's	10	10
Shoulder Belt tension	N/A	Retractor	Retractor

BELT LENGTH DATA

Measurement Description	Units	Driver	Passenger
Retractor reel to 'D' ring	mm	655	655
Shoulder belt length as measured on ATD	mm	925	905
Lap belt length as measured on ATD	mm	900	880
Remainder of belt on reel	mm	540	560
Total belt length for continuous webbing systems	mm	3020	3000

SHOULDER BELT SPOOL-OFF DATA

Measurement Description	Units	Driver	Passenger
As determined mechanically	mm	107.0	110.0
As determined electronically	mm	170.3	181.4
As determined by photography	mm	101.6	95.3

BELT STRETCH DATA

Measurement Description	Units	Driver	Passenger
Electronically between shoulder belt load cell and "D" ring	mm/cm	*	*
Mechanically	mm/cm	None	None

*Not used with shoulder belt pre-tensioner systems.

DATA SHEET NO. 10
SUMMARY OF FMVSS 212 DATA

Test Vehicle: 2002 Isuzu Axiom 4WD SUV
 Test Program: 2002 NHTSA 35mph NCAP

NHTSA No.: M20506
 Test Date: 6/6/02

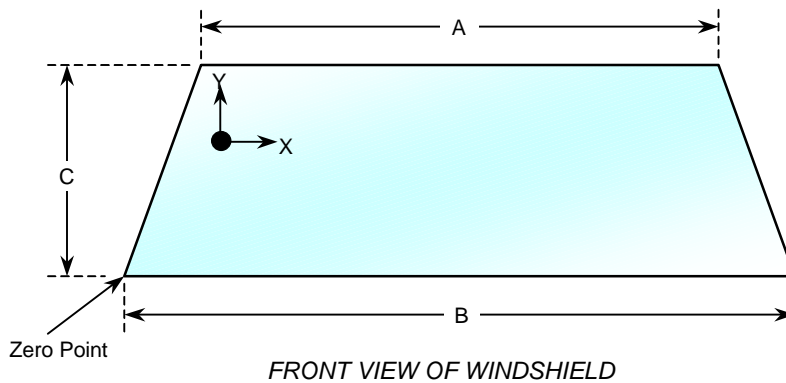
Windshield Mounting Details: Windshield glass is secured to the vehicle frame with a rubber type adhesive. No molding covers the windshield periphery at any point.

The standard requires that the posttest retention measurement be a minimum of 75 percent of the pretest total periphery measurement for vehicles not equipped with occupant passive restraints and 50 percent for each side of the windshield for vehicles that are equipped with occupant passive restraints.

Temperature of windshield molding during test: 21.1 °C

WINDSHIELD PERIPHERY MEASUREMENTS

Measurement	Pre-Test(mm)	Post-Test (mm)	% of Retention
Left Side	2467	2467	100
Right Side	2467	2467	100
Total	4933	4933	100



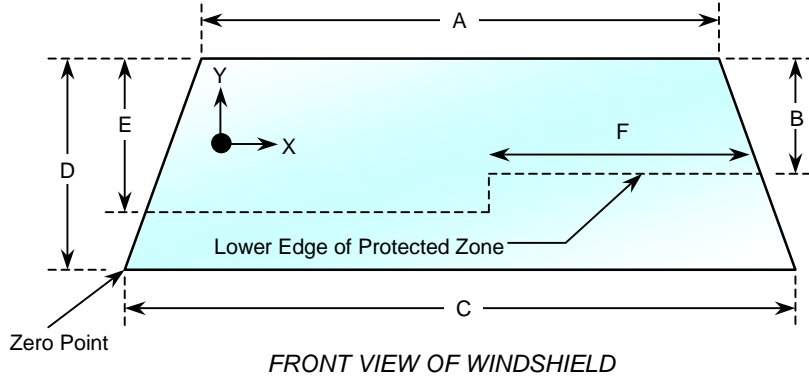
WINDSHIELD DIMENSIONS

Item	Units	Segment Length	Molding Width
A	mm	1996	15
B	mm	1437	10
C	mm	750	23

DATA SHEET NO. 11
WINDSHIELD ZONE INTRUSION FMVSS 219 DATA (PARTIAL)

Test Vehicle: 2002 Isuzu Axiom 4WD SUV
 Test Program: 2002 NHTSA 35mph NCAP

NHTSA No.: M20506
 Test Date: 6/6/02



**WINDSHIELD AND
 PROTECTED ZONE**

Item	Units	Value
A	mm	1996
B	mm	400
C	mm	1437
D	mm	750
E	mm	434
F	mm	473

AREA OF PROTECTED ZONE FAILURES

- A. Provide coordinates of the area that the protected zone was penetrated more than 0.25 in. by a vehicle component other than one that is normally in contact with the windshield.

X	Y
N/A	N/A
N/A	N/A
N/A	N/A
N/A	N/A

- B. Provide coordinates of the area beneath the protected zone that the inner surface of the windshield was penetrated by a vehicle component.

X	Y
N/A	N/A
N/A	N/A
N/A	N/A
N/A	N/A

DATA SHEET NO. 12
FMVSS 301 FUEL SYSTEM INTEGRITY POST IMPACT DATA

Test Vehicle: 2002 Isuzu Axiom 4WD SUV
Test Program: 2002 NHTSA 35mph NCAP

NHTSA No.: M20506
Test Date: 6/6/02

Test Time: 1:20 P.M.
Time of Impact 40.0 Deg. C

Temperature at

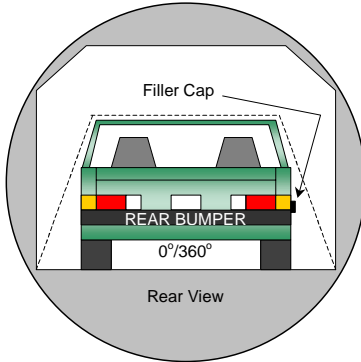
STODDARD SOLVENT SPILLAGE MEASUREMENTS

- A. From impact until vehicle motion ceases: 0.0 oz.
(Maximum Allowable = 1 ounce)
- B. For the 5 minute period after motion ceases: 0.0 oz.
(Maximum Allowable = 5 ounces)
- C. For the following 25 minutes: 0.0 oz.
(Maximum Allowable = 1 oz./minute)
- D. Spillage Location Details: No leakage occurred

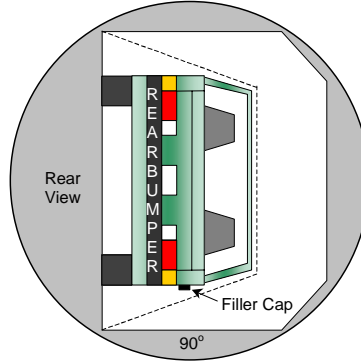
DATA SHEET NO. 13
FMVSS 301 STATIC ROLLOVER DATA

Test Vehicle: 2002 Isuzu Axiom 4WD SUV
 Test Program: 2002 NHTSA 35mph NCAP

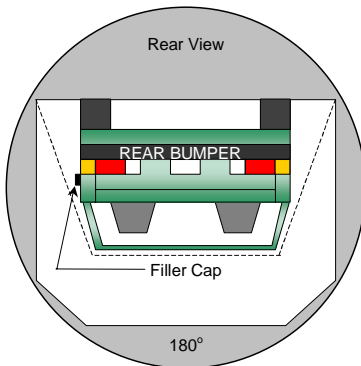
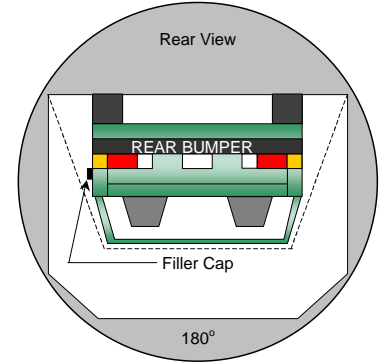
NHTSA No.: M20506
 Test Date: 6/6/02



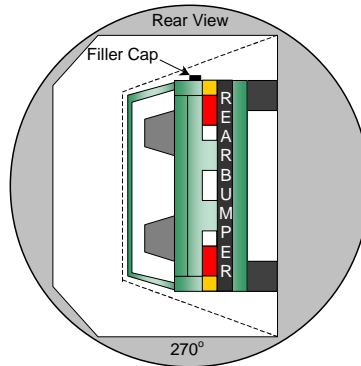
0° to 90°



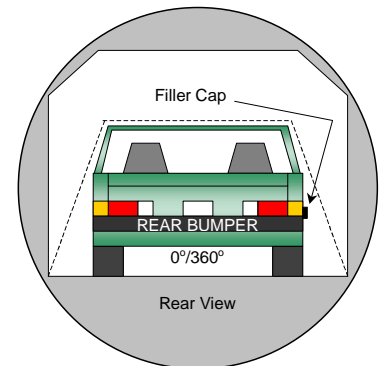
90° to 180°



180° to 270°



270° to 360°



1. The specified fixture rollover rate for each 90° of rotation is 60 to 120 seconds.
2. The position hold time at each position is 300 seconds (minimum).
3. No solvent leakage occurred during rollover.

Test Phase	Rotation Time (sec.)	Hold Time (sec.)	Spillage (oz.)
0° to 90°	82	300	0
90° to 180°	80	300	0
180° to 270°	78	300	0
270° to 360°	80	300	0

DATA SHEET NO. 14
VEHICLE MEASUREMENTS

Test Vehicle: 2002 Isuzu Axiom 4WD SUV
Test Program: 2002 NHTSA 35mph NCAP

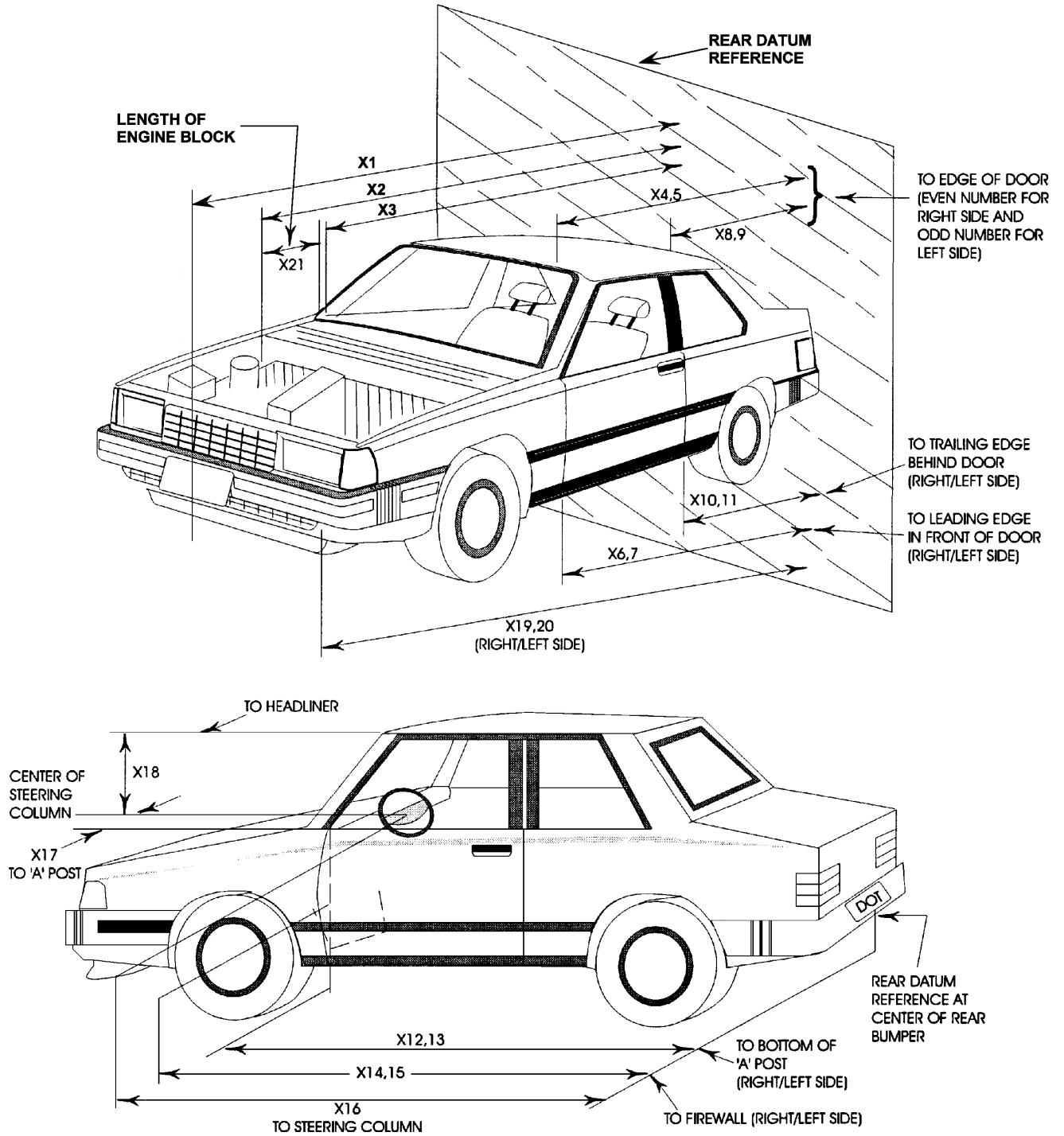
NHTSA No.: M20506
Test Date: 6/6/02

No.	Measurement Description	Units	Pre-Test	Post-Test	Difference
1	Total length of vehicle at centerline	mm	4610	4131	-479
2	RSOV to front of engine	mm	3841	3862	21
3	RSOV to firewall centerline	mm	3497	3440	-57
4	RSOV to leading edge of right door	mm	3224	3246	22
5	RSOV to leading edge of left door	mm	3223	3239	16
6	RSOV to lower leading edge of right door	mm	3210	3205	-5
7	RSOV to lower leading edge of left door	mm	3202	3196	-6
8	RSOV to upper trailing edge of right door	mm	2106	2134	28
9	RSOV to upper trailing edge of left door	mm	2104	2135	31
10	RSOV to lower trailing edge of right door	mm	2103	2100	-3
11	RSOV to lower trailing edge of left door	mm	2105	2094	-11
12	RSOV to bottom of right 'A' pillar	mm	3225	3238	13
13	RSOV to bottom of left 'A' pillar	mm	3223	3240	17
14	RSOV to firewall on right side	mm	3496	3452	-44
15	RSOV to firewall of left side	mm	3496	3453	-43
16	RSOV to steering column	mm	2780	2790	10
17	Center of steering column to left 'A' pillar	mm	378	370	-8
18	Center of steering column to headlining	mm	430	345	-85
19	RSOV to right side of front bumper	mm	4446	4165	-281
20	RSOV to left side of front bumper	mm	4446	3995	-451
21	Length of engine block	mm	350	350	0
RD	RSOV to right side of dash panel	mm	3004	3024	20
CD	RSOV to center of dash panel	mm	2990	3025	35
LD	RSOV to left side of dash panel	mm	2988	2960	-28

DATA SHEET NO. 14...(CONTINUED)
VEHICLE MEASUREMENTS

Test Vehicle: 2002 Isuzu Axiom 4WD SUV
 Test Program: 2002 NHTSA 35mph NCAP

NHTSA No.: M20506
 Test Date: 6/6/02



DATA SHEET NO. 15
CAMERA LOCATIONS

Test Vehicle: 2002 Isuzu Axiom 4WD SUV
Test Program: 2002 NHTSA 35mph NCAP

NHTSA No.: M20506
Test Date: 6/6/02

No.	Camera View	Location (mm)			Angle (Deg.)	Film Plane to Head	Lens (mm)	Speed (fps)
		X	Y	Z				
1	Right Side, Real Time	3454	10973	1245	0	1651	Zoom	24
2	Left Side, No. 1	2000	-8250	1270	0	7906	13	1030
3	Left Side, No. 2	1060	-6370	1630	-1	6150	25	1010
4	Left Side, No. 3	6500	-10580	4640	-16	11536	65	990
5	Left Side, No. 4	1460	-8250	3340	-17	8184	19	1000
6	Left Side, No. 5	1460	-8250	2970	-16	8103	19	900
7	Right Side, No. 1	2400	8150	1590	-2	7804	19	N/A
8	Right Side, No. 2	1000	7180	1590	0	6954	35	1020
9	Right Side, No. 3	7860	8900	2800	-9	10304	80	960
10	Right Side, No. 4	2750	9600	1520	0	9263	50	1030
11	Overhead Overall	250	0	4460	-86	N/A	13	980
12	Front View, Driver	2970	-380	1330	-36	N/A	12	850
13	Front View, Passenger	2970	380	1330	-37	N/A	13	1040
14	Pit Camera, Engine	650	0	-1360	-90	N/A	10	N/A
15	Pit Camera, Fuel Tank	3760	0	-1820	-55	N/A	10	890
16	Driver Belt	3020	-260	1370	-11	N/A	13	850
17	Passenger Belt	3020	280	1370	-11	N/A	13	720
18	Left Side Extra	Not used in this test.						

X - Barrier Face Y - Monorail Centerline Z - Ground

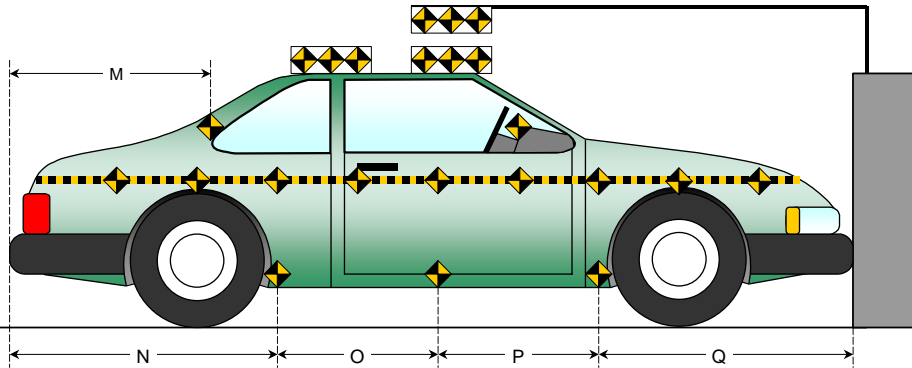
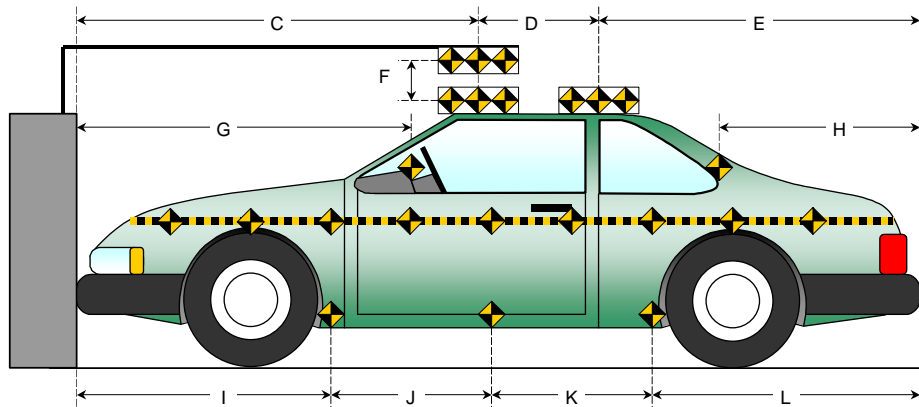
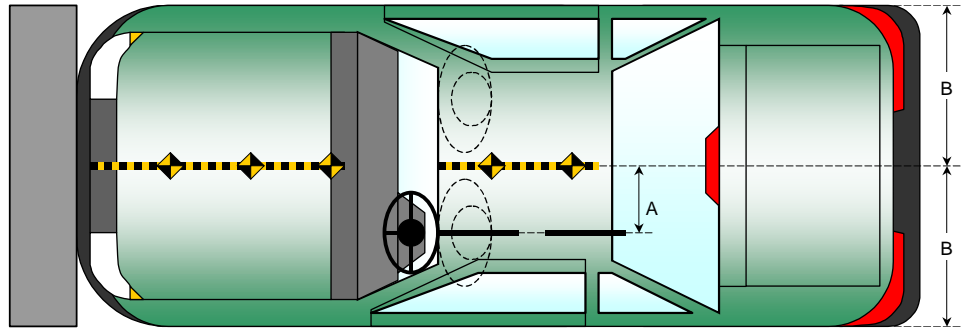
DATA SHEET NO. 16
PHOTOGRAPHIC REFERENCE TARGET LOCATIONS

Test Vehicle: 2002 Isuzu Axiom 4WD SUV
 Test Program: 2002 NHTSA 35mph NCAP

NHTSA No.: M20506
 Test Date: 6/6/02

All Dimensions
 in mm

Item	Value
A	370
B	910
C	2175
D	606
E	1838
F	155
G	1666
H	1220
I	1394
J	830
K	830
L	1576
M	1227
N	1583
O	825
P	825
Q	1385



DATA SHEET NO. 17
VEHICLE INTRUSION MEASUREMENTS

Test Vehicle: 2002 Isuzu Axiom 4WD SUV
 Test Program: 2002 NHTSA 35mph NCAP

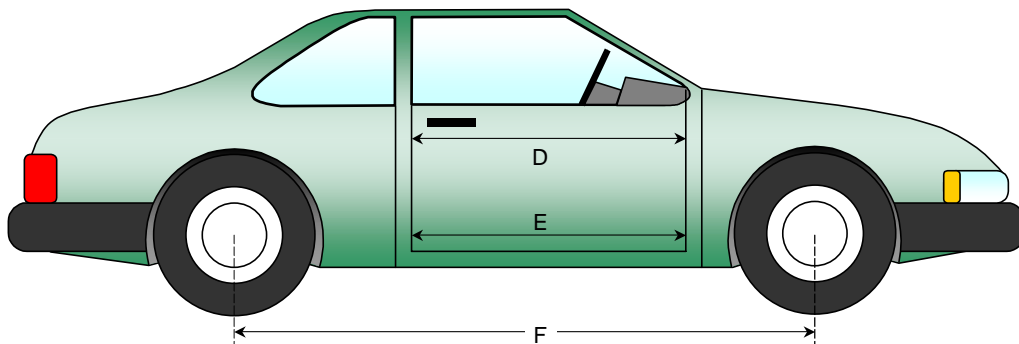
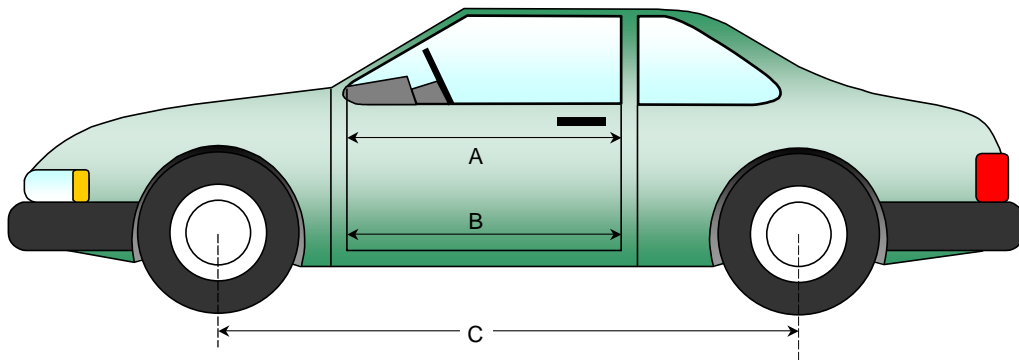
NHTSA No.: M20506
 Test Date: 6/6/02

DOOR OPENING WIDTH

Item	Description	Units	Pre-Test	Post-Test	Difference
A	Left Side Upper	mm	1018	1017	-1
B	Left Side Lower	mm	1007	995	-12
D	Right Side Upper	mm	1019	1022	3
E	Right Side Lower	mm	1006	1002	-4

WHEELBASE MEASUREMENTS

Item	Description	Units	Pre-Test	Post-Test	Difference
C	Left Side Wheel base	mm	2695	2566	-129
F	Right Side Wheel base	mm	2695	2565	-130



**DATA SHEET NO. 17...(CONTINUED)
VEHICLE INTRUSION MEASUREMENTS**

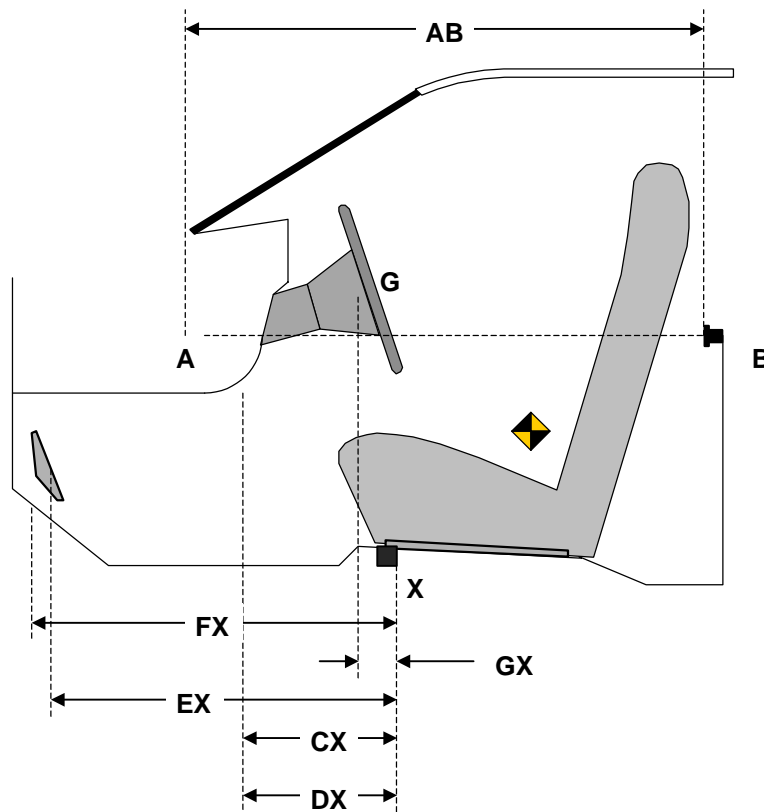
Test Vehicle: 2002 Isuzu Axiom 4WD SUV
 Test Program: 2002 NHTSA 35mph NCAP

NHTSA No.: M20506
 Test Date: 6/6/02

DRIVER COMPARTMENT INTRUSION

Item	Description	Units	Pre-Test	Post-Test	Difference
AB	Door Opening (Inside window jam)	mm	1018	1017	-1
CX	Left Knee Bolster to X	mm	322	335	13
DX	Right Knee Bolster to X	mm	330	279	-51
EX	Brake Pedal to X	mm	542	450	-92
FX	Foot Rest to X	mm	605	587	-18
GX	Center of Steering Wheel Hub to X	mm	98	95	-3

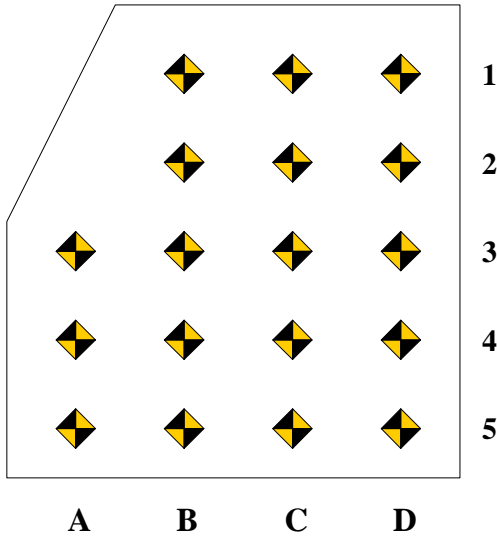
X = Left Front Seat Outboard Anchor Bolt Head



**DATA SHEET NO. 17...(CONTINUED)
VEHICLE INTRUSION MEASUREMENTS**

Test Vehicle: 2002 Isuzu Axiom 4WD SUV
 Test Program: 2002 NHTSA 35mph NCAP

NHTSA No.: M20506
 Test Date: 6/6/02



Measurement reference point for X and Z-axis is the forward outboard seat mounting bolt.

Columns A through D are evenly spaced.

Rows 1 and 2 are on the toe kick portion of the floor pan. Rows 3,4 and 5 are located on the most level portion of the floor pan.

Row 3 will be at the intersection of the toe kick and the level sections of the floor pan.

DRIVER FLOOR PAN X-AXIS

	Pre-Test				Post-Test				Difference			
	A	B	C	D	A	B	C	D	A	B	C	D
1		675	673	664		654	645	622		-21	-28	-42
2		596	589	587		591	589	572		-5	0	-15
3	499	495	489	488	499	491	489	487	0	-4	0	-1
4	388	390	387	386	389	384	386	385	1	-6	-1	-1
5	293	292	292	292	292	290	291	290	-1	-2	-1	-2

DRIVER FLOOR PAN Z-AXIS

	Pre-Test				Post-Test				Difference			
	A	B	C	D	A	B	C	D	A	B	C	D
1		-65	-80	-80		-95	-92	-95		-30	-12	-15
2		-125	-118	-110		-146	-142	-148		-21	-24	-38
3	-130	-115	-125	-135	-143	-140	-138	-129	-13	-25	-13	6
4	-138	-117	-121	-125	-132	-116	-115	-118	6	1	6	7
5	-117	-117	-155	-130	-110	-112	-125	-106	7	5	30	24

**DATA SHEET NO. 17...(CONTINUED)
VEHICLE INTRUSION MEASUREMENTS**

Test Vehicle: 2002 Isuzu Axiom 4WD SUV
 Test Program: 2002 NHTSA 35mph NCAP

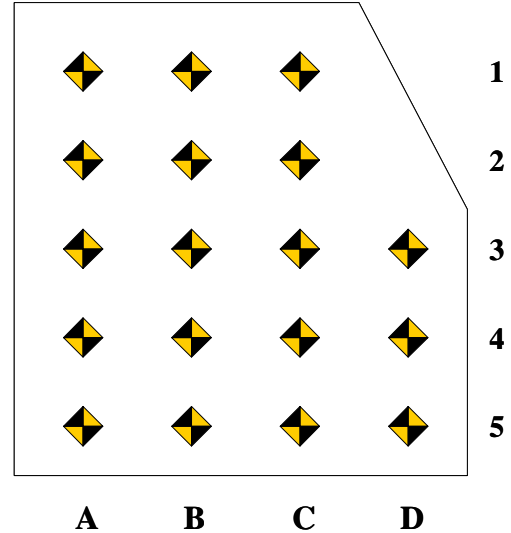
NHTSA No.: M20506
 Test Date: 6/6/02

Measurement reference point for X and Z axis is the forward outboard seat mounting bolt.

Columns A through D are evenly spaced.

Rows 1 and 2 are on the toe kick portion of the floor pan. Rows 3,4, and 5 are located on the most level portion of the floor pan.

Row 3 will be at the intersection of the toe kick and the level sections of the floor pan.



PASSENGER FLOOR PAN X-AXIS

	Pre-Test				Post-Test				Difference			
	A	B	C	D	A	B	C	D	A	B	C	D
1	698	698	705		619	626	644		-79	-72	-61	
2	597	598	604		562	564	579		-35	-34	-25	
3	497	500	506	521	472	466	484	388	-25	-34	-22	-133
4	395	399	407	420	369	369	382	393	-26	-30	-25	-27
5	296	300	307	318	272	274	286	293	-24	-26	-21	-25

PASSENGER FLOOR PAN Z-AXIS

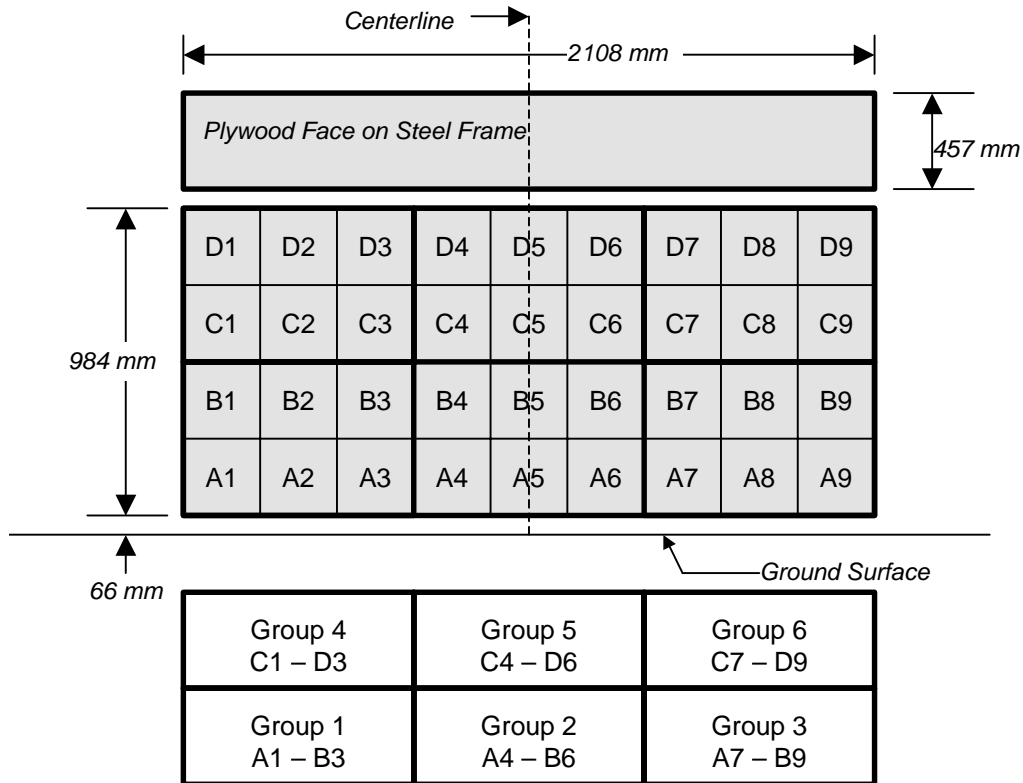
	Pre-Test				Post-Test				Difference			
	A	B	C	D	A	B	C	D	A	B	C	D
1	-72	-70	-66		-96	-96	-86		-24	-26	-20	
2	-134	-121	-122		-165	-157	-151		-31	-36	-29	
3	-123	-124	-122	-121	-150	-148	-147	-140	-27	-24	-25	-19
4	-125	-123	-123	-140	-152	-145	-140	-152	-27	-22	-17	-12
5	-116	-133	-115	-120	-142	-150	-130	-125	-26	-17	-15	-5

DATA SHEET NO. 18
FIXED BARRIER LOAD CELL LOCATIONS

Test Vehicle: 2002 Isuzu Axiom 4WD SUV
 Test Program: 2002 NHTSA 35mph NCAP

NHTSA No.: M20506
 Test Date: 6/6/02

36 Load Cell Rigid Barrier (NHTSA Standard)
Load Cell Locations on Fixed Barrier



6 Groups of 6 Load Cells Each

The Data is presented in Appendix C with the following requirements:

- 1.) Data from 36 individual load cells
- 2.) Sum data from 6 groupings shown above (6 cells/group)
- 3.) Total or sum of all 36 individual load cells
- 4.) Sum of all 36 individual load cells vs. vehicle dynamic crush

DATA SHEET NO. 19
ACCIDENT INVESTIGATION DIVISION DATA

Test Vehicle: 2002 Isuzu Axiom 4WD SUV
Test Program: 2002 NHTSA 35mph NCAP

NHTSA No.: M20506
Test Date: 6/6/02

VEHICLE INFORMATION

VIN: 4S2DF58X724613540 Wheel base (mm): 2695
Vehicle Size Category: 4 Door Test Weight (kg): 2150

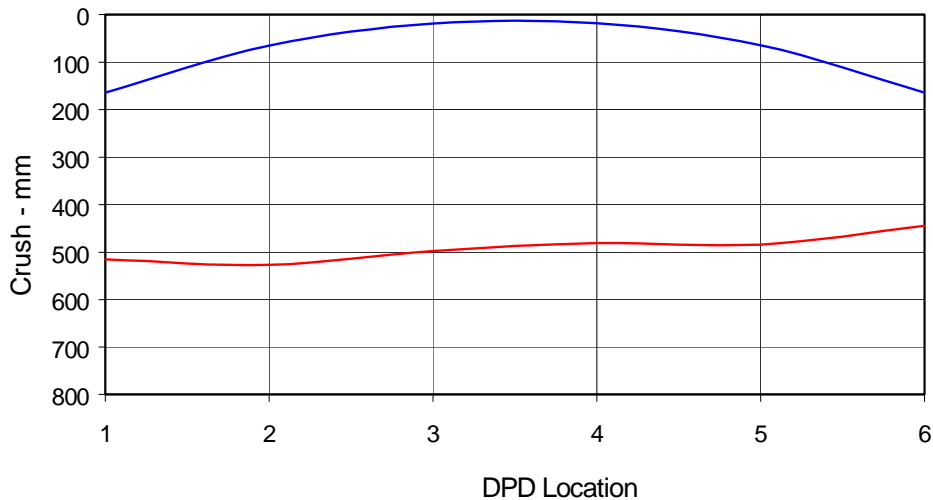
ACCELEROMETER DATA

Accelerometer Location: Left rear floor pan
Cal. Procedure/Interval: 6 months / drop test
Integration Algorithm: NHTSA Standard Linearity: Good
Impact Velocity (km/h): 55.75
Velocity Change (km/h): 67.7 Time of Separation (msec): 69.8

CRUSH PROFILE

Collision Deformation Classification: 12FDEW6 Midpoint of Damage: Vehicle Centerline
Damage Region Length (mm): 1344 Impact Mode: Full Frontal

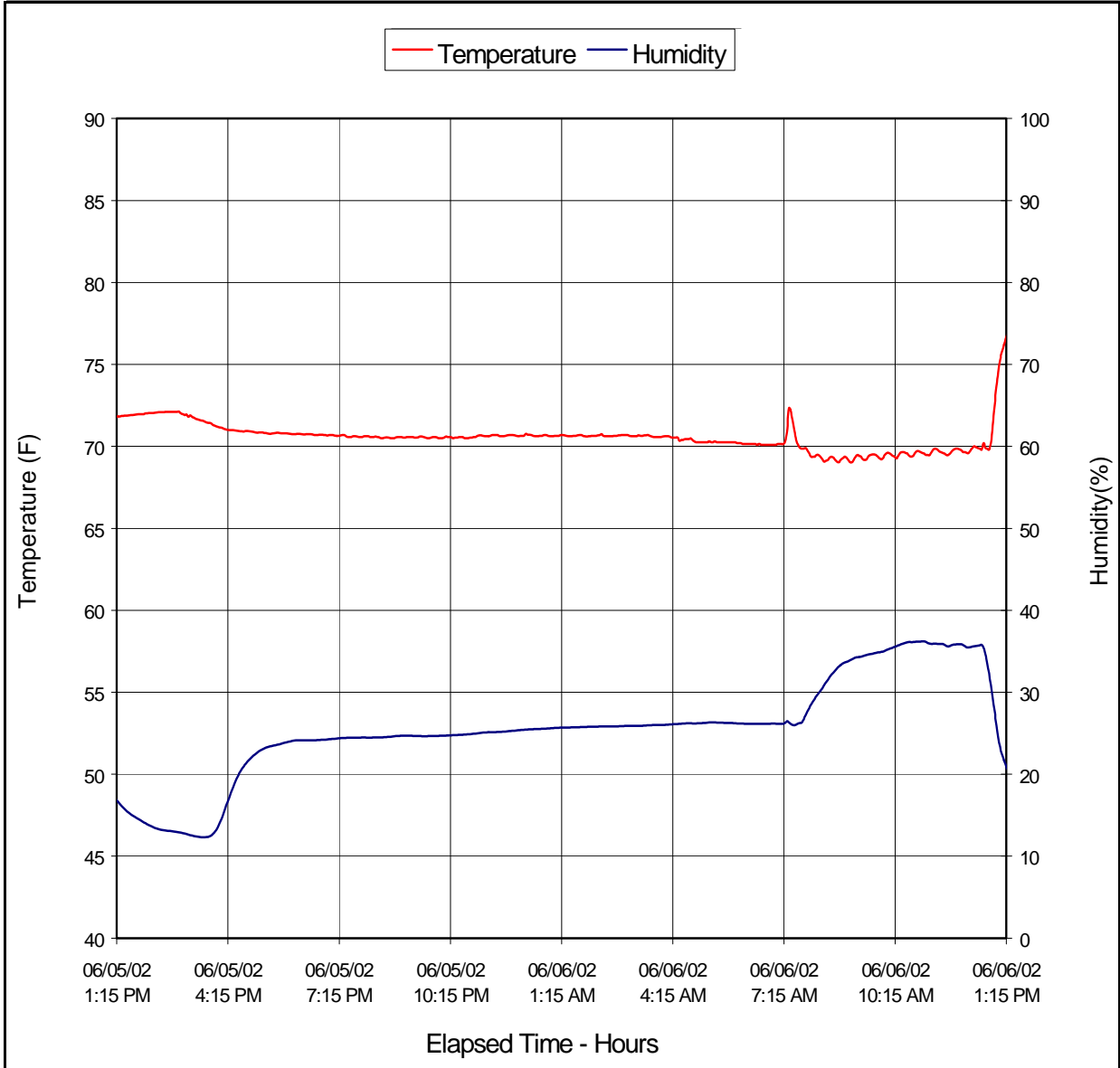
No.	Measurement Description	Units	Pre-Test	Post-Test	Difference
C1	Crush zone 1 at left side	mm	164	515	-351
C2	Crush zone 2 on left side	mm	65	527	-462
C3	Crush zone 3 on left side	mm	19	498	-479
C4	Crush zone 4 on right side	mm	18	481	-463
C5	Crush zone 5 on right side	mm	64	484	-420
C6	Crush zone 6 at right side	mm	164	445	-281



DATA SHEET NO. 20
DUMMY/VEHICLE TEMPERATURE STABILIZATION

Test Vehicle: 2002 Isuzu Axiom 4WD SUV
Test Program: 2002 NHTSA 35mph NCAP

NHTSA No.: M20506
Test Date: 6/6/02



APPENDIX A

PHOTOGRAPHS

LIST OF PHOTOGRAPHS

Figure		Page
A-1	Right Front, as Received	A-1
A-2	Left Rear, as Received	A-2
A-3	Vehicle Certification Label	A-3
A-4	Vehicle Tire Label	A-4
A-5	Front View, Pre-Test	A-5
A-6	Front View, Post-Test	A-6
A-7	Left Side View, Pre-Test	A-7
A-8	Left Side View, Post-Test	A-8
A-9	Right Side View, Pre-Test	A-9
A-10	Right Side View, Post-Test	A-10
A-11	Right Front View, Pre-Test	A-11
A-12	Right Front View, Post-Test	A-12
A-13	Left Rear View, Pre-Test	A-13
A-14	Left Rear View, Post-Test	A-14
A-15	Windshield, Pre-Test	A-15
A-16	Windshield, Post-Test	A-16
A-17	Engine Compartment, Pre-Test	A-17
A-18	Engine Compartment, Post-Test	A-18
A-19	Fuel Cap, Pre-Test	A-19
A-20	Fuel Cap, Post-Test	A-20
A-21	Front Underside, Pre-Test	A-21
A-22	Front Underside, Post-Test	A-22
A-23	Rear Underside, Pre-Test	A-23
A-24	Rear Underside, Post-Test	A-24
A-25	Driver Dummy Front View, Pre-Test	A-25
A-26	Driver Dummy Front View, Post-Test	A-26
A-27	Driver Dummy Through Window, Pre-Test	A-27
A-28	Driver Dummy Through Window, Post-Test	A-28
A-29	Driver Dummy Door Open, Pre-Test	A-29
A-30	Driver Dummy Door Open, Post-Test	A-30
A-31	Driver Dummy 90° To Vehicle, Pre-Test	A-31
A-32	Driver Dummy 90° to Vehicle, Post-Test	A-32

LIST OF PHOTOGRAPHS...(Continued)

Figure		Page
A-33	Driver Dummy Feet, Pre-Test	A-33
A-34	Driver Dummy Feet and Knee Contact, Post-Test	A-34
A-35	Driver Side Knee Bolster, Pre-Test	A-35
A-36	Driver Side Knee Bolster, Post-Test	A-36
A-37	Driver Side Floor Pan, Pre-Test	A-37
A-38	Driver Side Floor Pan, Post-Test	A-38
A-39	Driver Dummy Head, Post-Test	A-39
A-40	Driver Dummy Contact, Post-Test	A-40
A-41	Passenger Dummy Front View, Pre-Test	A-41
A-42	Passenger Dummy Front View, Post-Test	A-42
A-43	Passenger Dummy Through Window, Pre-Test	A-43
A-44	Passenger Dummy Through Window, Post-Test	A-44
A-45	Passenger Dummy Door Open, Pre-Test	A-45
A-46	Passenger Dummy Door Open, Post-Test	A-46
A-47	Passenger Dummy 90° to Vehicle, Pre-Test	A-47
A-48	Passenger Dummy 90° to Vehicle, Post-Test	A-48
A-49	Passenger Dummy Feet, Pre-Test	A-49
A-50	Passenger Dummy Feet and Knee Contact, Post-Test	A-50
A-51	Passenger Side Floor Pan, Pre-Test	A-51
A-52	Passenger Side Floor Pan, Post-Test	A-52
A-53	Passenger Side Knee Bolster, Pre-Test	A-53
A-54	Passenger Side Knee Bolster, Post-Test	A-54
A-55	Passenger Head, Post-Test	A-55
A-56	Passenger Dummy Contact, Post-Test	A-56
A-57	³ Left Rear View of Doors After Impact	A-57
A-58	³ Right Rear View of Doors After Impact	A-58
A-59	Vehicle on Rollover Device	A-59
A-60	Vehicle During Impact	A-60



Figure A-1: Right Front, as Received



Figure A-2: Left Rear, as Received

**MANUFACTURED BY
ISUZU MOTORS LIMITED
APR.02**

GVWR: 2245KG (4950LBS)
GAWR: FRONT-1135KG
(2500LBS) WITH
P235/65R17 TIRES &
17X7 RIMS AT 180KPA
(26PSI) COLD.
GAWR: REAR-1315KG
(2900LBS) WITH
P235/65R17 TIRES &
17X7 RIMS AT 180KPA
(26PSI) COLD.

THIS VEHICLE CONFORMS TO
ALL APPLICABLE FEDERAL
MOTOR VEHICLE SAFETY AND
THEFT PREVENTION STANDARDS
IN EFFECT ON THE DATE OF
MANUFACTURE SHOWN ABOVE.

4S2DF58X724613540

MPV

ASSEMBLED BY SUBARU-ISUZU
AUTOMOTIVE INC.

Figure A-3: Vehicle Certification Label

**MANUFACTURED BY
ISUZU MOTORS LIMITED
APR.02**

GVWR: 2245KG (4950LBS)
GAWR: FRONT-1135KG
(2500LBS) WITH
P235/65R17 TIRES &
17X7 RIMS AT 180KPA
(26PSI) COLD.
GAWR: REAR-1315KG
(2900LBS) WITH
P235/65R17 TIRES &
17X7 RIMS AT 180KPA
(26PSI) COLD.

THIS VEHICLE CONFORMS TO
ALL APPLICABLE FEDERAL
MOTOR VEHICLE SAFETY AND
THEFT PREVENTION STANDARDS
IN EFFECT ON THE DATE OF
MANUFACTURE SHOWN ABOVE.

4S2DF58X724613540

MPV

ASSEMBLED BY SUBARU-ISUZU
AUTOMOTIVE INC.

Figure A-4: Vehicle Tire Label



Figure A-5: Front View, Pre-Test



Figure A-6: Front View, Post-Test (Vehicle Moved)



Figure A-7: Left Side View, Pre-Test



Figure A-8: Left Side View, Post-Test



Figure A-9: Right Side View, Pre-Test



Figure A-10: Right Side View, Post-Test



Figure A-11: Right Front View, Pre-Test



Figure A-12: Right Front View, Post-Test



Figure A-13: Left Rear View, Pre-Test




Figure A-15: Windshield, Pre-Test



Figure A-16: Windshield, Post-Test



Figure A-17: Engine Compartment, Pre-Test




Figure A-18: Engine Compartment, Post-Test (Vehicle Moved)




Figure A-19: Fuel Cap, Pre-test



Figure A-20: Fuel Cap, Post-Test




Figure A-21: Front Underside, Pre-Test




Figure A-22: Front Underside, Post-Test (Vehicle Moved)



Figure A-23: Rear Underside, Pre-Test



Figure A-24: Rear Underside, Post-Test (Vehicle Moved)



Figure A-25: Driver Dummy Front View, Pre-Test



Figure A-26: Driver Dummy Front View, Post-Test



Figure A-27: Driver Dummy Through Window, Pre-Test



Figure A-28: Driver Dummy Through Window, Post-Test



Figure A-29: Driver Dummy Door Open, Pre-Test



Figure A-30: Driver Dummy Door Open, Post-Test



Figure A-31: Driver Dummy 90° To Vehicle, Pre-Test



Figure A-32: Driver Dummy 90° To Vehicle, Post-Test

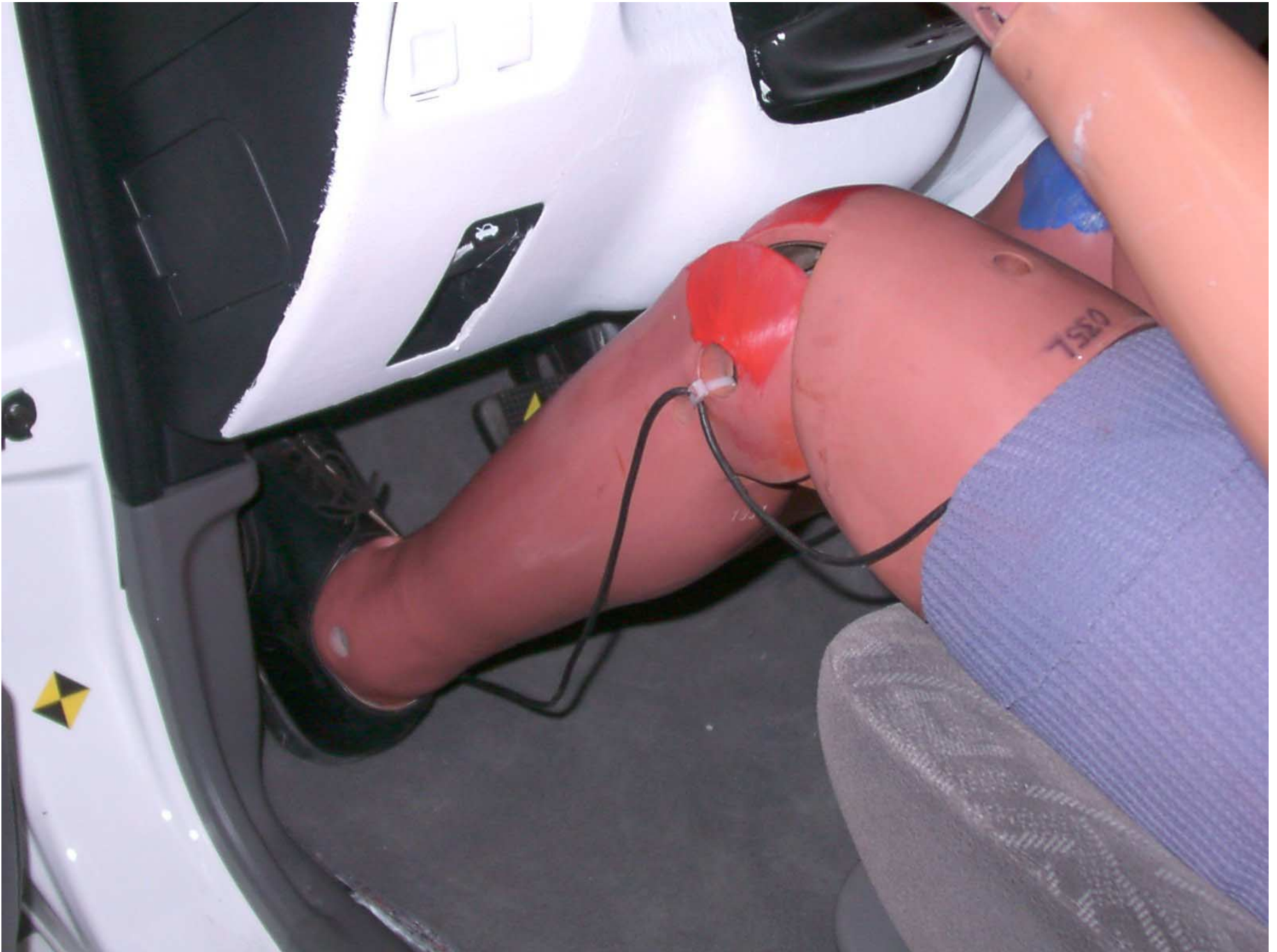


Figure A-33: Driver Dummy Feet, Pre-Test



Figure A-34: Driver Dummy Feet and Knee Contact, Post-Test



Figure A-35: Driver Side Knee Bolster, Pre-Test




Figure A-36: Driver Side Knee Bolster, Post-Test




Figure A-37: Driver Side Floor Pan, Pre-Test



Figure A-38: Driver Side Floor Pan, Post-Test



Figure A-39: Driver Dummy Head, Post-Test



Figure A-40: Driver Dummy Contact, Post-Test



Figure A-41: Passenger Dummy Front View, Pre-Test



Figure A-42: Passenger Dummy Front View, Post-Test



Figure A-43: Passenger Dummy Through Window, Pre-Test



Figure A-44: Passenger Dummy Through Window, Post-Test



Figure A-45: Passenger Dummy Door Open, Pre-Test



Figure A-46: Passenger Dummy Door Open, Post-Test



Figure A-47: Passenger Dummy 90° To Vehicle, Pre-Test



Figure A-48: Passenger Dummy 90° To Vehicle, Post-Test

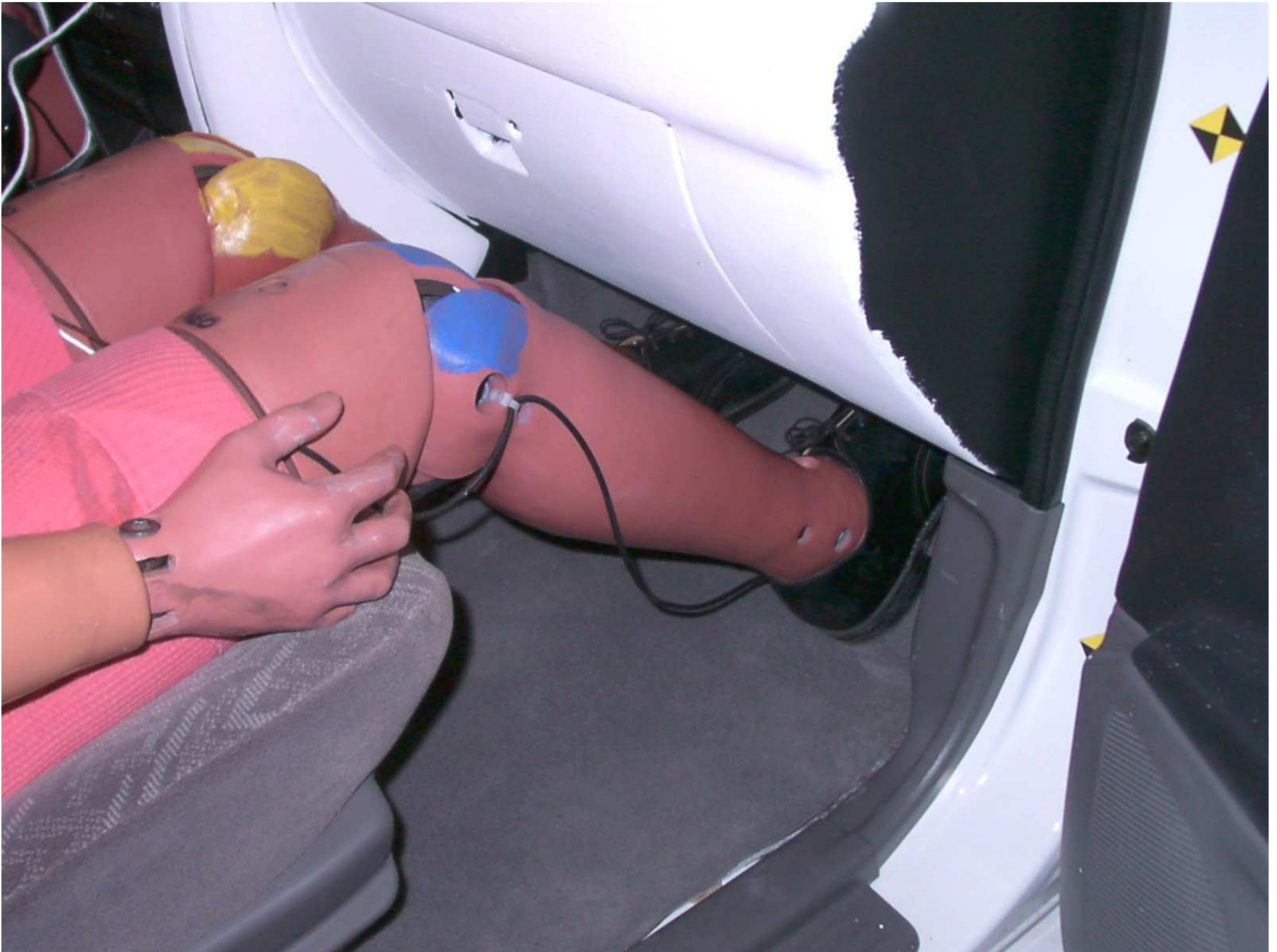


Figure A-49: Passenger Dummy Feet, Pre-Test



Figure A-50: Passenger Dummy Feet and Knee Contact, Post-Test




Figure A-51: Passenger Side Floor Pan, Pre-Test



Figure A-52: Passenger Side Floor Pan, Post-Test

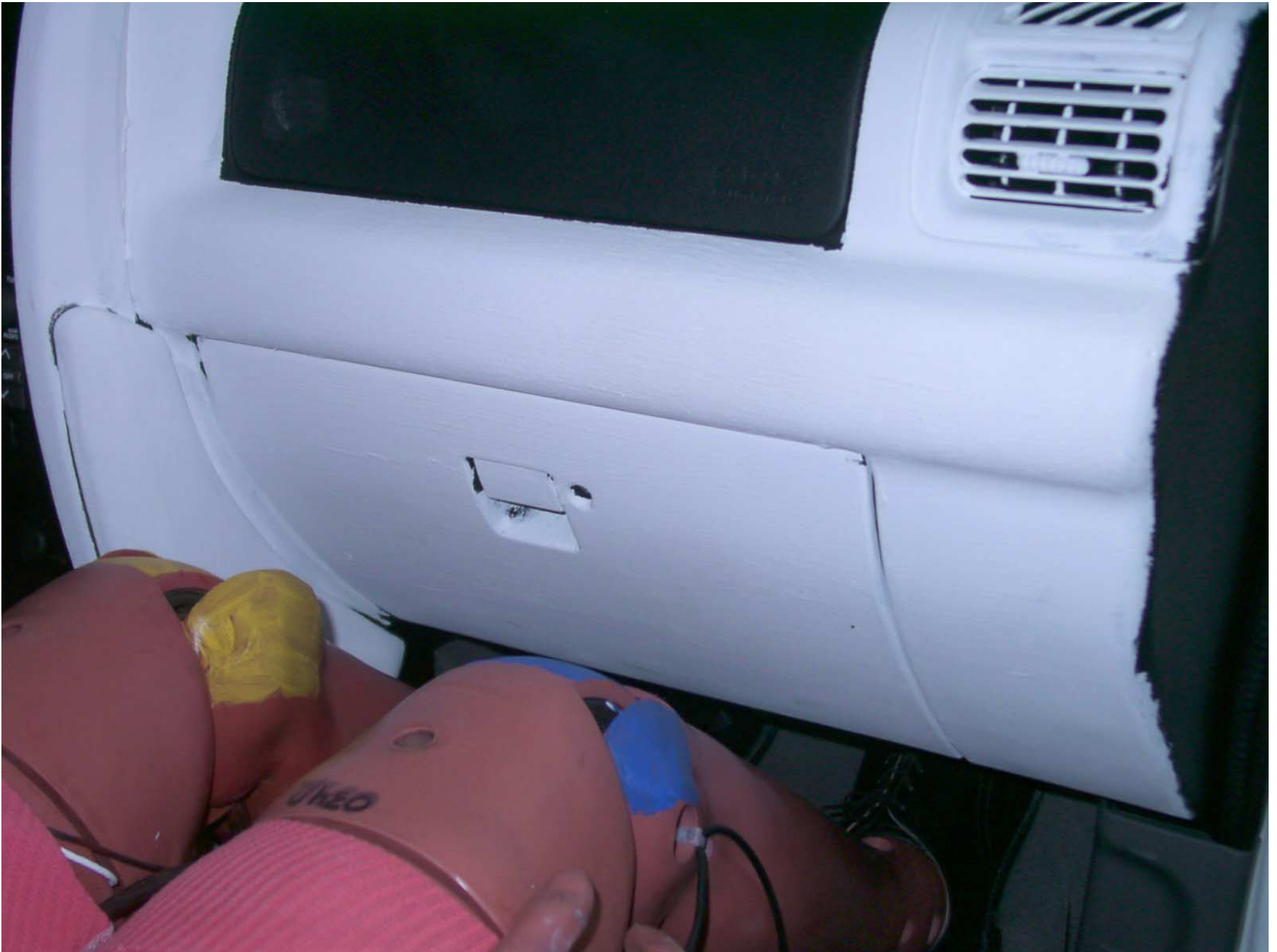


Figure A-53: Passenger Side Knee Bolster, Pre-Test



Figure A-54: Passenger Side Knee Bolster, Post-Test



Figure A-55: Passenger Head, Post-Test



Figure A-56: Passenger Dummy Contact, Post-Test



Figure A-57: Left Rear View of Doors After Impact



Figure A-58: 3/4 Right Rear View of Doors After Impact



Figure A-59: Vehicle on Rollover Device



A-60

KAR22001-16

Figure A-60: Vehicle During Impact

APPENDIX B

DATA PLOTS

LIST OF DATA PLOTS

Data Plot		Page
B-1	Driver Head Primary X	B-1
B-2	Driver Head Primary X Velocity	B-2
B-3	Driver Head Primary X Displacement	B-3
B-4	Driver Head Primary Y	B-4
B-5	Driver Head Primary Z	B-5
B-6	Driver Head Resultant Primary	B-6
B-7	Driver Head Redundant X	B-7
B-8	Driver Head Redundant X Velocity	B-8
B-9	Driver Head Redundant X Displacement	B-9
B-10	Driver Head Redundant Y	B-10
B-11	Driver Head Redundant Z	B-11
B-12	Driver Head Resultant Redundant	B-12
B-13	Driver Neck Force X	B-13
B-14	Driver Neck Force Y	B-14
B-15	Driver Neck Force Z	B-15
B-16	Driver Neck Force Resultant	B-16
B-17	Driver Neck Moment X	B-17
B-18	Driver Neck Moment Y	B-18
B-19	Driver Neck Moment Z	B-19
B-20	Driver Neck Moment Resultant	B-20
B-21	Driver Chest Primary X	B-21
B-22	Driver Chest Primary X Velocity	B-22
B-23	Driver Chest Primary X Displacement	B-23
B-24	Driver Chest Primary Y	B-24
B-25	Driver Chest Primary Z	B-25
B-26	Driver Chest Primary Resultant	B-26
B-27	Driver Chest Redundant X	B-27
B-28	Driver Chest Redundant X Velocity	B-28
B-29	Driver Chest Redundant X Displacement	B-29
B-30	Driver Chest Redundant Y	B-30
B-31	Driver Chest Redundant Z	B-31
B-32	Driver Chest Redundant Resultant	B-32
B-33	Driver Chest Displacement X	B-33

LIST OF DATA PLOTS...(Continued)

<u>Data Plot</u>		<u>Page</u>
B-34	Driver Pelvis X	B-34
B-35	Driver Pelvis X Velocity	B-35
B-36	Driver Pelvis X Displacement	B-36
B-37	Driver Pelvis Y	B-37
B-38	Driver Pelvis Z	B-38
B-39	Driver Pelvis Resultant	B-39
B-40	Driver Left Femur Force	B-40
B-41	Driver Right Femur Force	B-41
B-42	Driver Left Upper Tibia Moment X	B-42
B-43	Driver Left Upper Tibia Moment Y	B-43
B-44	Driver Right Upper Tibia Moment X	B-44
B-45	Driver Right Upper Tibia Moment Y	B-45
B-46	Driver Left Lower Tibia Moment X	B-46
B-47	Driver Left Lower Tibia Moment Y	B-47
B-48	Driver Left Lower Tibia Force Z	B-48
B-49	Driver Right Lower Tibia Moment X	B-49
B-50	Driver Right Lower Tibia Moment Y	B-50
B-51	Driver Right Lower Tibia Force Z	B-51
B-52	Driver Left Foot Aft X	B-52
B-53	Driver Left Foot Aft Z	B-53
B-54	Driver Left Foot Fore Z	B-54
B-55	Driver Right Foot Aft X	B-55
B-56	Driver Right Foot Aft Z	B-56
B-57	Driver Right Foot Fore Z	B-57
B-58	Driver Lap Belt Force	B-58
B-59	Driver Shoulder Belt Force	B-59
B-60	Driver Shoulder Belt Pullout	B-60
B-61	Driver Shoulder Belt Elongation	B-61
B-62	Passenger Head Primary X	B-62
B-63	Passenger Head Primary X Velocity	B-63
B-64	Passenger Head Primary X Displacement	B-64
B-65	Passenger Head Primary Y	B-65
B-66	Passenger Head Primary Z	B-66
B-67	Passenger Head Resultant Primary	B-67

LIST OF DATA PLOTS...(Continued)

<u>Data Plot</u>	<u>Page</u>	
B-68	Passenger Head Redundant X	B-68
B-69	Passenger Head Redundant X Velocity	B-69
B-70	Passenger Head Redundant X Displacement	B-70
B-71	Passenger Head Redundant Y	B-71
B-72	Passenger Head Redundant Z	B-72
B-73	Passenger Head Resultant Redundant	B-73
B-74	Passenger Neck Force X	B-74
B-75	Passenger Neck Force Y	B-75
B-76	Passenger Neck Force Z	B-76
B-77	Passenger Neck Force Resultant	B-77
B-78	Passenger Neck Moment X	B-78
B-79	Passenger Neck Moment Y	B-79
B-80	Passenger Neck Moment Z	B-80
B-81	Passenger Neck Moment Resultant	B-81
B-82	Passenger Chest Primary X	B-82
B-83	Passenger Chest Primary X Velocity	B-83
B-84	Passenger Chest Primary X Displacement	B-84
B-85	Passenger Chest Primary Y	B-85
B-86	Passenger Chest Primary Z	B-86
B-87	Passenger Chest Primary Resultant	B-87
B-88	Passenger Chest Redundant X	B-88
B-89	Passenger Chest Redundant X Velocity	B-89
B-90	Passenger Chest Redundant X Displacement	B-90
B-91	Passenger Chest Redundant Y	B-91
B-92	Passenger Chest Redundant Z	B-92
B-93	Passenger Chest Redundant Resultant	B-93
B-94	Passenger Chest Displacement X	B-94
B-95	Passenger Pelvis X	B-95
B-96	Passenger Pelvis X Velocity	B-96
B-97	Passenger Pelvis X Displacement	B-97
B-98	Passenger Pelvis Y	B-98
B-99	Passenger Pelvis Z	B-99
B-100	Passenger Pelvis Resultant	B-100
B-101	Passenger Left Femur Force	B-101

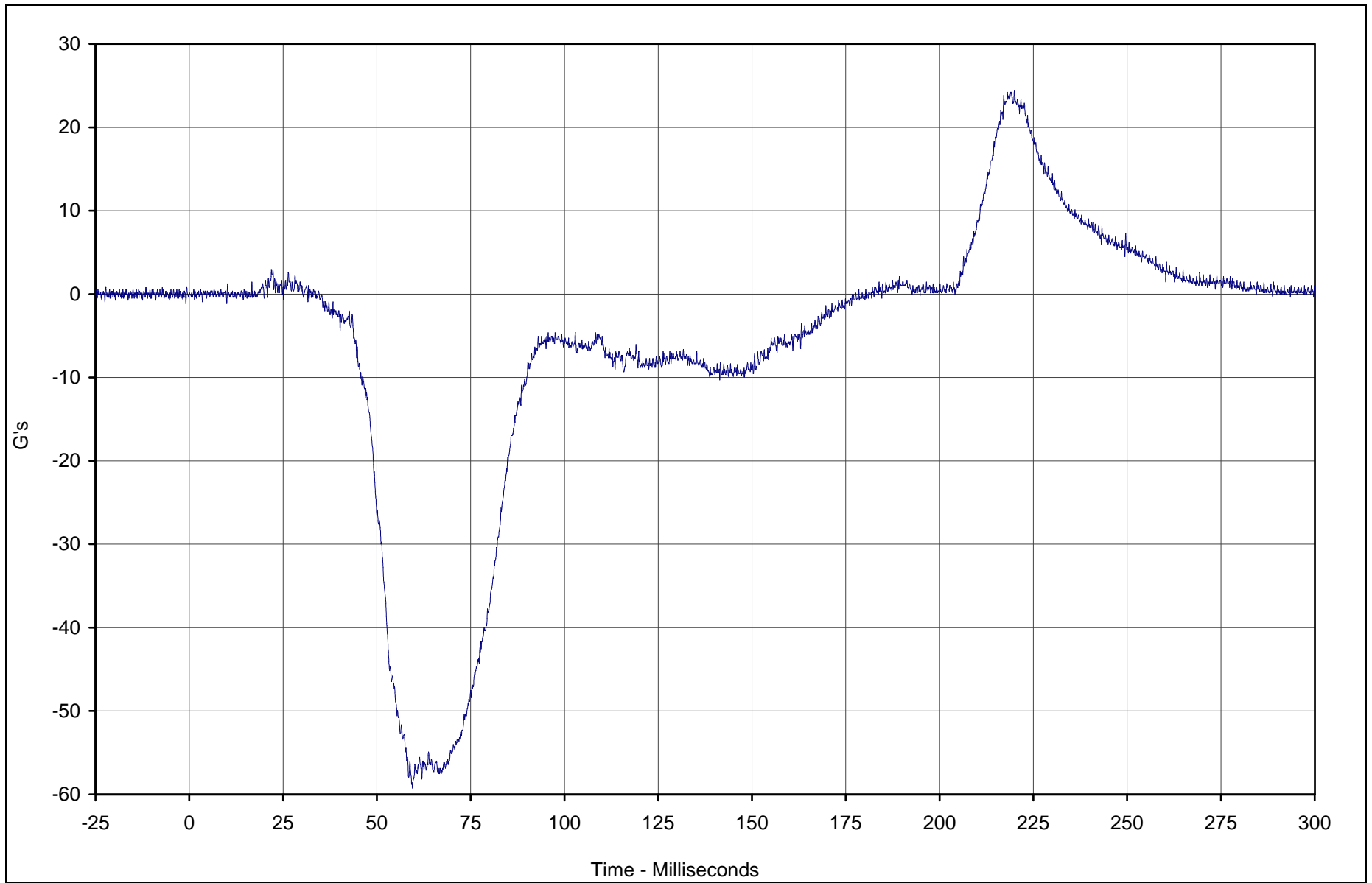
LIST OF DATA PLOTS...(Continued)

<u>Data Plot</u>		<u>Page</u>
B-102	Passenger Right Femur Force	B-102
B-103	Passenger Left Upper Tibia Moment X	B-103
B-104	Passenger Left Upper Tibia Moment Y	B-104
B-105	Passenger Right Upper Tibia Moment X	B-105
B-106	Passenger Right Upper Tibia Moment Y	B-106
B-107	Passenger Left Lower Tibia Moment X	B-107
B-108	Passenger Left Lower Tibia Moment Y	B-108
B-109	Passenger Left Lower Tibia Force Z	B-109
B-110	Passenger Right Lower Tibia Moment X	B-110
B-111	Passenger Right Lower Tibia Moment Y	B-111
B-112	Passenger Right Lower Tibia Force Z	B-112
B-113	Passenger Left Foot Aft X	B-113
B-114	Passenger Left Foot Aft Z	B-114
B-115	Passenger Left Foot Fore Z	B-115
B-116	Passenger Right Foot Aft X	B-116
B-117	Passenger Right Foot Aft Z	B-117
B-118	Passenger Right Foot Fore Z	B-118
B-119	Passenger Lap Belt Force	B-119
B-120	Passenger Shoulder Belt Force	B-120
B-121	Passenger Shoulder Belt Pullout	B-121
B-122	Passenger Shoulder Belt Elongation	B-122
B-123	Vehicle Left Rear X	B-123
B-124	Vehicle Left Rear X Velocity	B-124
B-125	Vehicle Left Rear X Displacement	B-125
B-126	Vehicle Right Rear X	B-126
B-127	Vehicle Right Rear X Velocity	B-127
B-128	Vehicle Right Rear X Displacement	B-128
B-129	Vehicle Engine Top	B-129
B-130	Vehicle Engine Top Velocity	B-130
B-131	Vehicle Engine Top Displacement	B-131
B-132	Vehicle Engine Bottom	B-132
B-133	Vehicle Engine Bottom Velocity	B-133
B-134	Vehicle Engine Bottom Displacement	B-134
B-135	Vehicle Left Brake Caliper	B-135
B-136	Vehicle Left Brake Caliper Velocity	B-136

LIST OF DATA PLOTS...(Continued)

<u>Data Plot</u>		<u>Page</u>
B-137	Vehicle Left Brake Caliper Displacement	B-137
B-138	Vehicle Right Brake Caliper	B-138
B-139	Vehicle Right Brake Caliper Velocity	B-139
B-140	Vehicle Right Brake Caliper Displacement	B-140
B-141	Vehicle Instrument Panel	B-141
B-142	Vehicle Instrument Panel Velocity	B-142
B-143	Vehicle Instrument Panel Displacement	B-143
B-144	Vehicle Left Rear Z	B-144
B-145	Vehicle Left Rear Z Velocity	B-145
B-146	Vehicle Left Rear Z Displacement	B-146
B-147	Vehicle Right Rear Z	B-147
B-148	Vehicle Right Rear Z Velocity	B-148
B-149	Vehicle Right Rear Z Displacement	B-149

B-1



Curve Description	CURNO	Type	Units	Max	Time	Min	Time	SAE Class
Driver Head Primary X	001	FIL	G's	24.4	219.9	-59.2	59.5	1000



Test Vehicle: 2002 Isuzu Axiom 4WD SUV

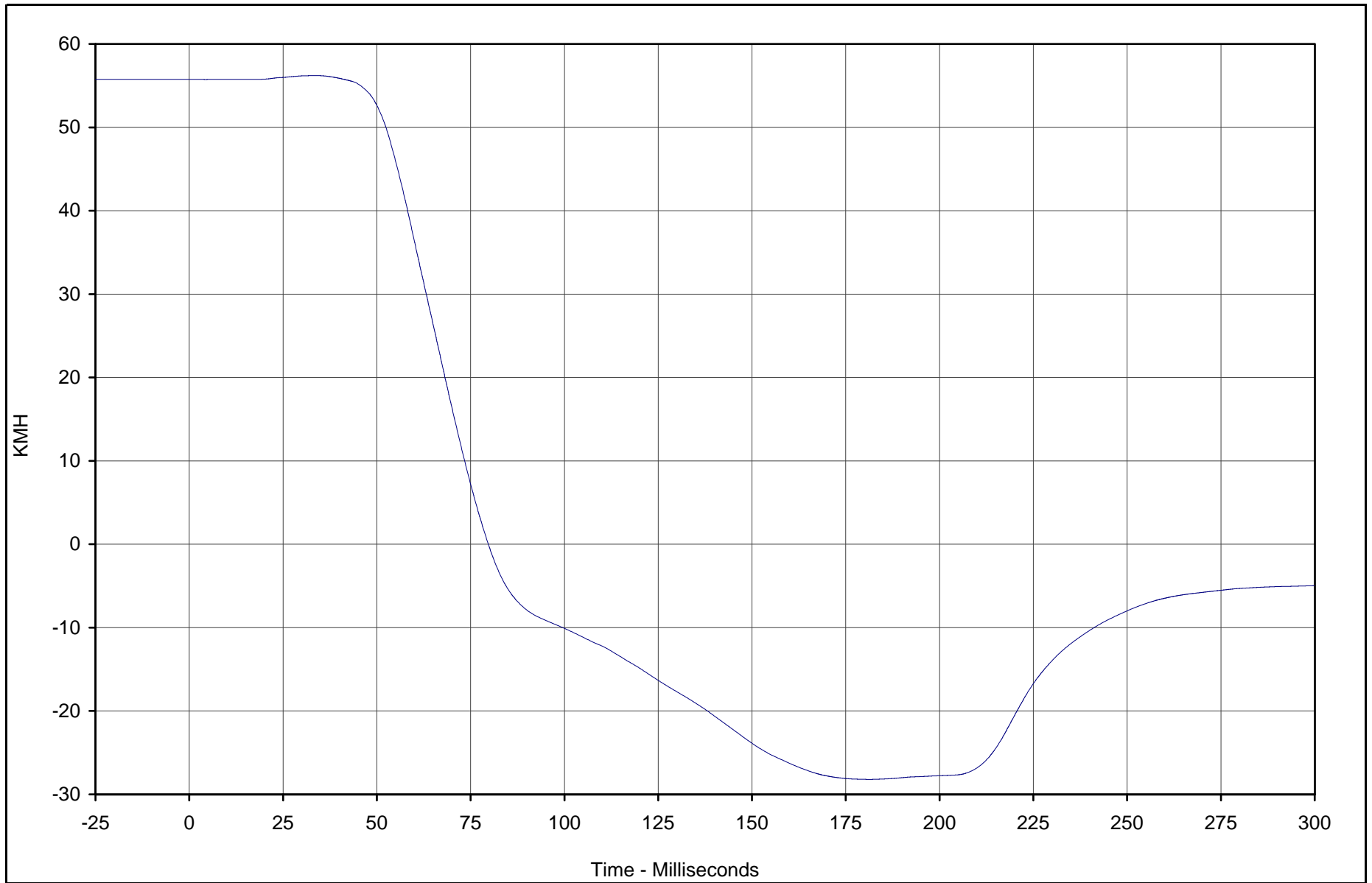
Test Date: 6/6/02

Test Program: 2002 NHTSA 35mph NCAP

NHTSA No.: M20506

KAR22001-16

B-2



Curve Description	CURNO	Type	Units	Max	Time	Min	Time	SAE Class
Driver Head Primary X Velocity	001	IN1	KMH	56.2	33.7	-28.2	181.4	180



Test Vehicle: 2002 Isuzu Axiom 4WD SUV

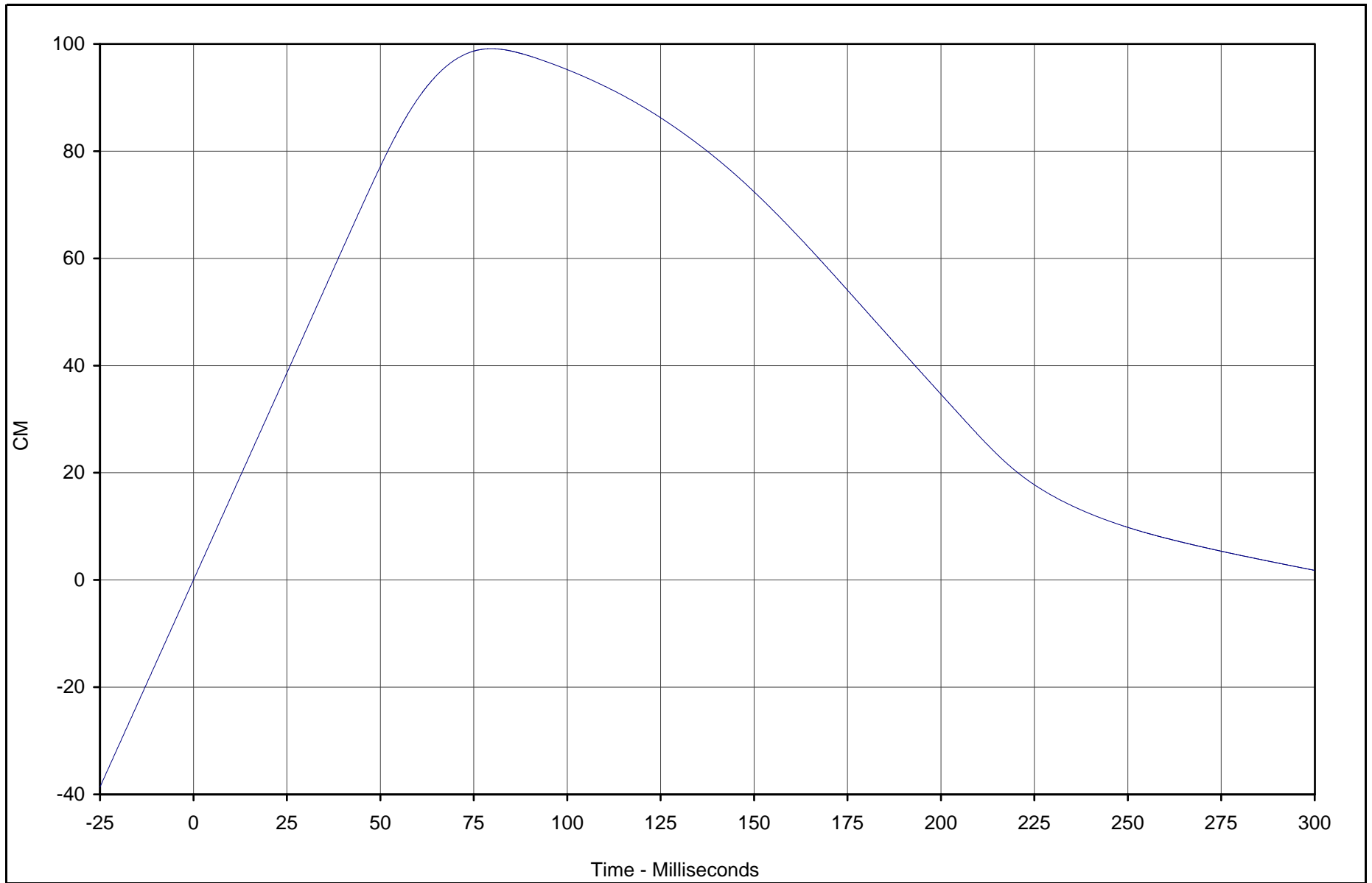
Test Date: 6/6/02

Test Program: 2002 NHTSA 35mph NCAP

NHTSA No.: M20506

KAR22001-16

B-3



Curve Description	CURNO	Type	Units	Max	Time	Min	Time	SAE Class
Driver Head Primary X Displ.	001	IN2	CM	99.1	79.7	0.0	0.0	180



Test Vehicle: 2002 Isuzu Axiom 4WD SUV

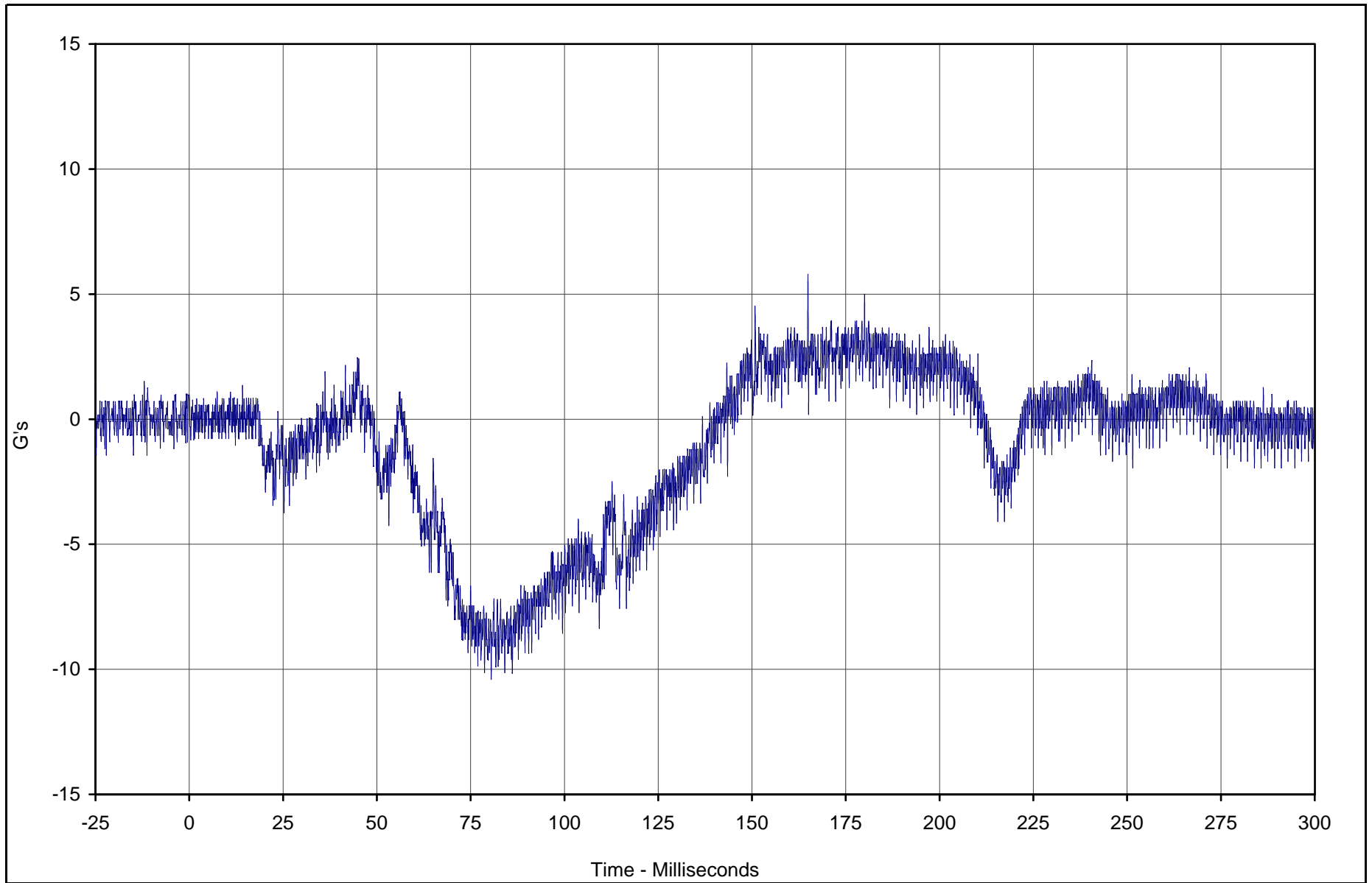
Test Date: 6/6/02

Test Program: 2002 NHTSA 35mph NCAP

NHTSA No.: M20506

KAR22001-16

B-4



Curve Description	CURNO	Type	Units	Max	Time	Min	Time	SAE Class
Driver Head Primary Y	002	FIL	G's	5.8	164.9	-10.4	80.5	1000



Test Vehicle: 2002 Isuzu Axiom 4WD SUV

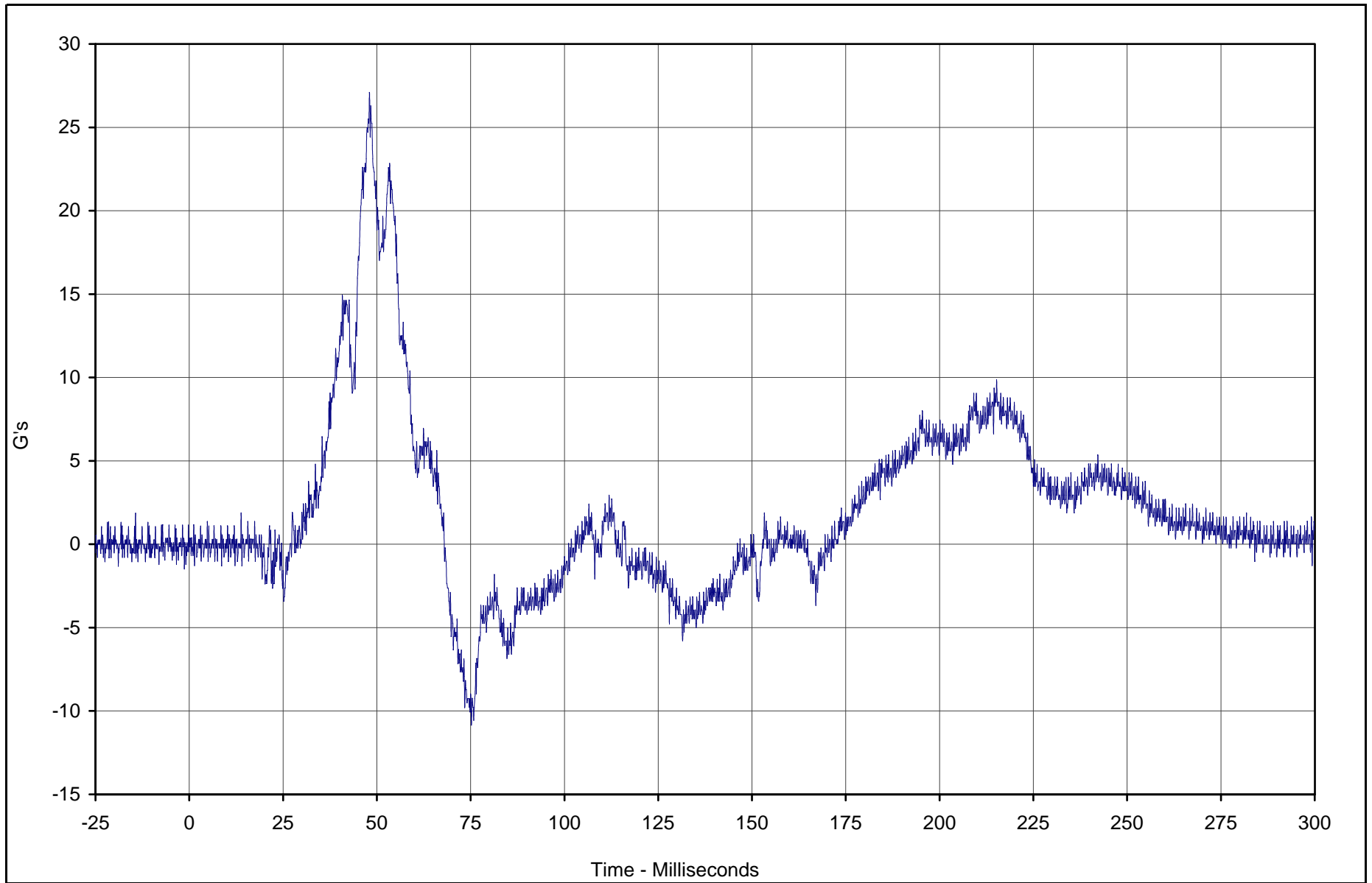
Test Date: 6/6/02

Test Program: 2002 NHTSA 35mph NCAP

NHTSA No.: M20506

KAR22001-16

B-5



Curve Description	CURNO	Type	Units	Max	Time	Min	Time	SAE Class
Driver Head Primary Z	003	FIL	G's	27.1	48.0	-10.8	75.2	1000



Test Vehicle: 2002 Isuzu Axiom 4WD SUV

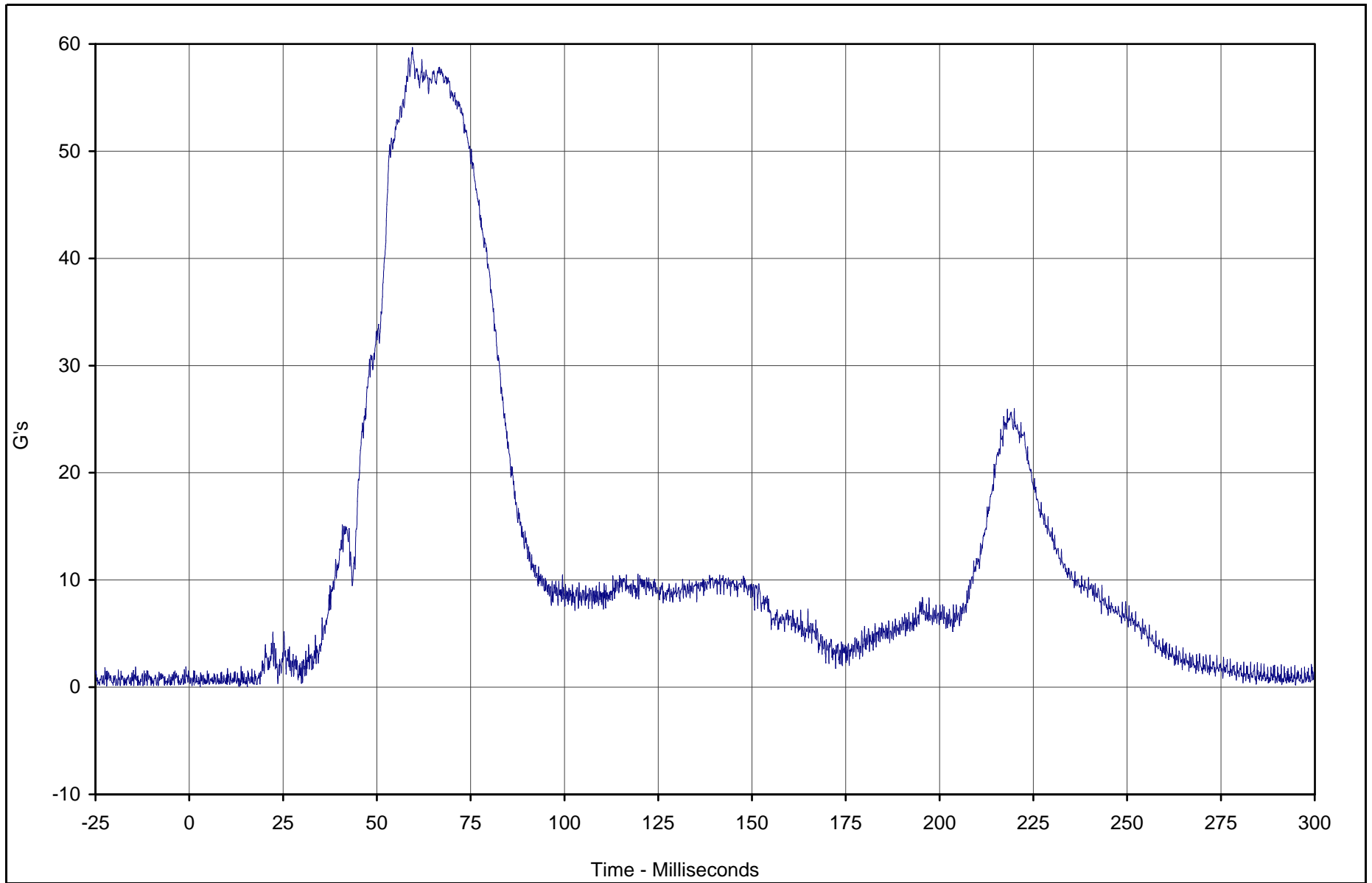
Test Date: 6/6/02

Test Program: 2002 NHTSA 35mph NCAP

NHTSA No.: M20506

KAR22001-16

B-6



Curve Description	CURNO	Type	Units	Max	Time	Min	Time	SAE Class
Driver Head Resultant Primary	001	RES	G's	59.7	59.5	0.1	2.9	1000



Test Vehicle: 2002 Isuzu Axiom 4WD SUV

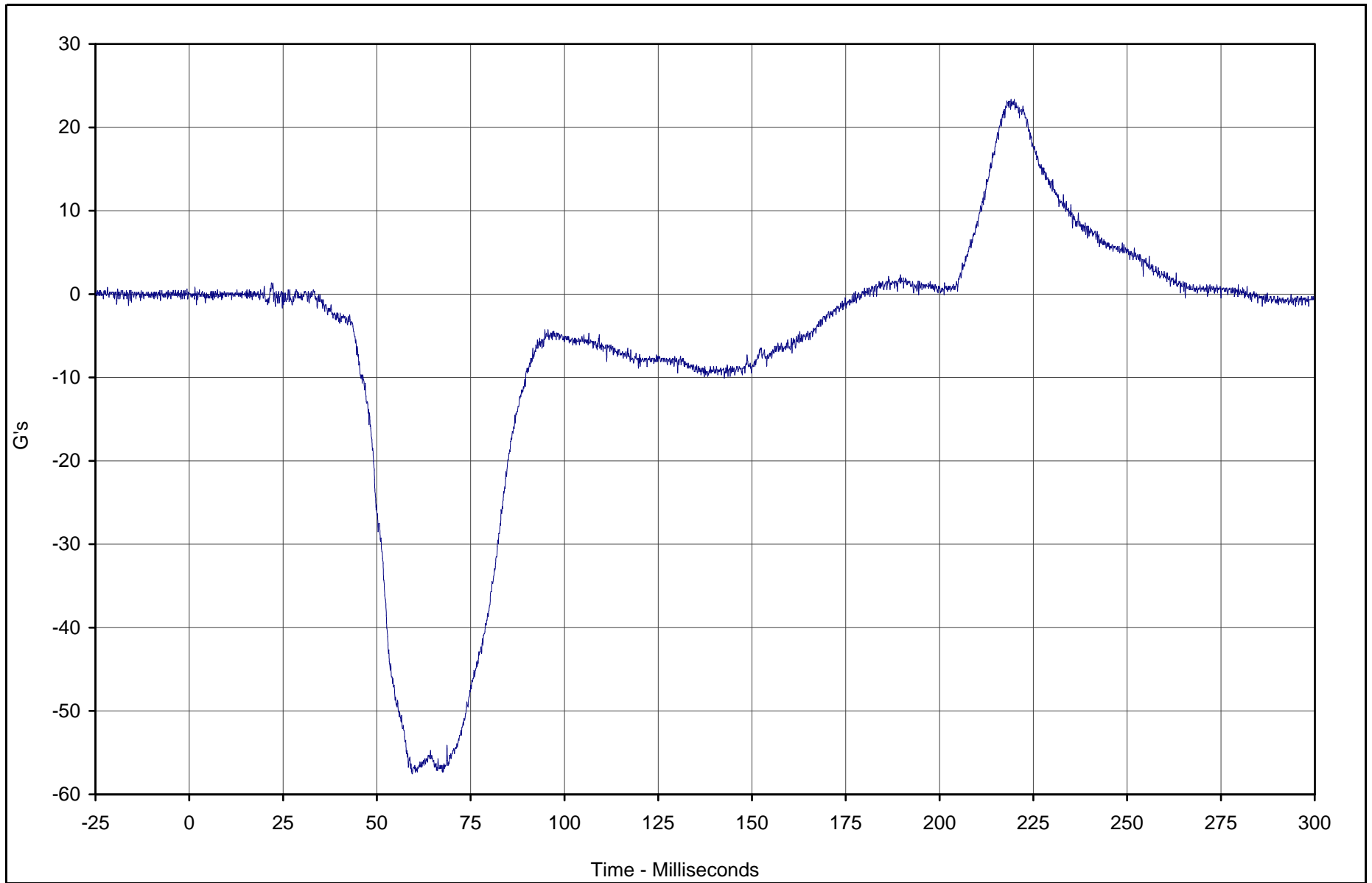
Test Date: 6/6/02

Test Program: 2002 NHTSA 35mph NCAP

NHTSA No.: M20506

KAR22001-16

B-7



Curve Description	CURNO	Type	Units	Max	Time	Min	Time	SAE Class
Driver Head Redundant X	004	FIL	G's	23.4	219.1	-57.5	59.4	1000



Test Vehicle: 2002 Isuzu Axiom 4WD SUV

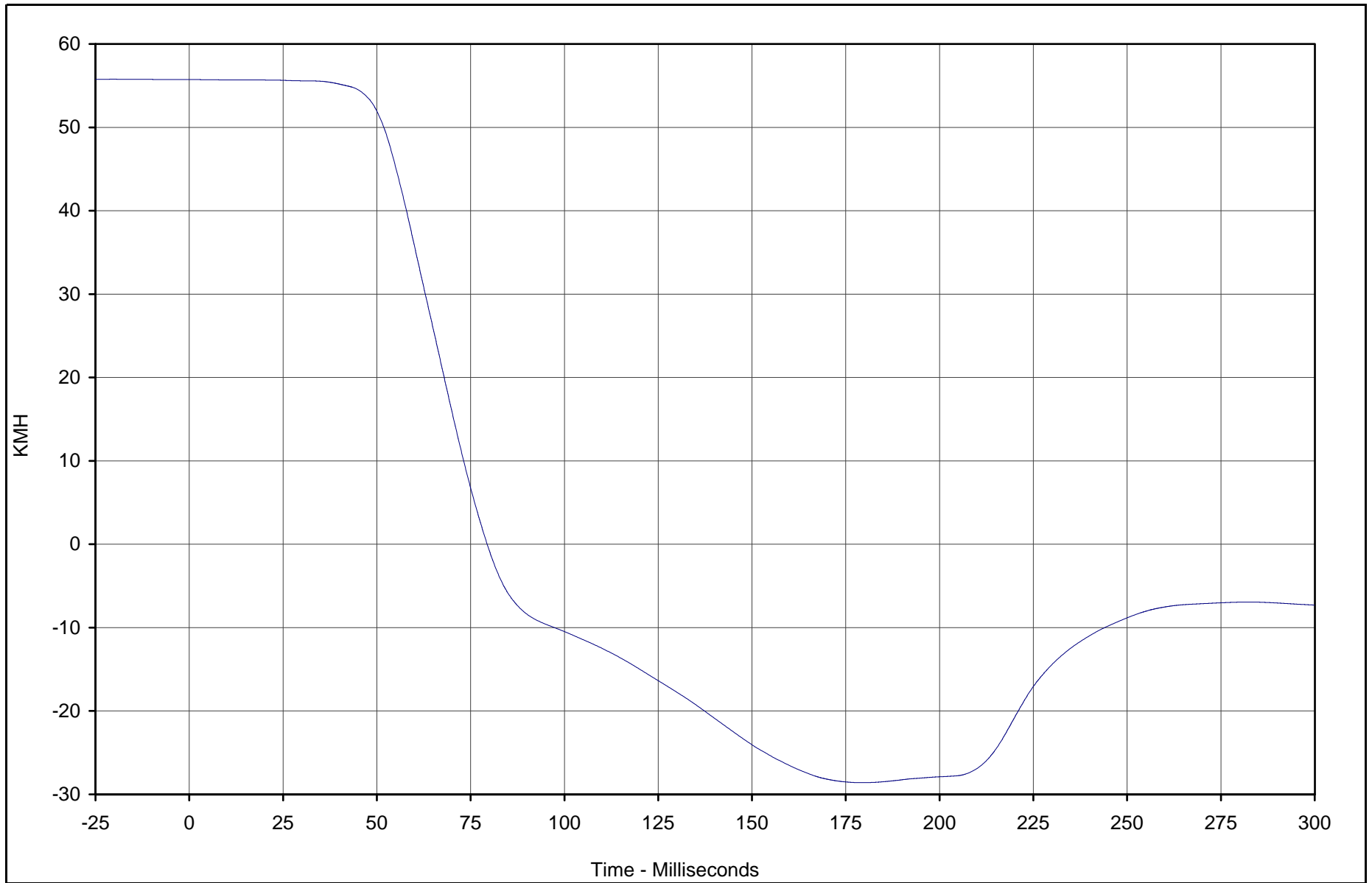
Test Date: 6/6/02

Test Program: 2002 NHTSA 35mph NCAP

NHTSA No.: M20506

KAR22001-16

B-8



Curve Description	CURNO	Type	Units	Max	Time	Min	Time	SAE Class
Driver Head Redundant X Velocity	004	IN1	KMH	55.7	0.0	-28.6	179.3	180



Test Vehicle: 2002 Isuzu Axiom 4WD SUV

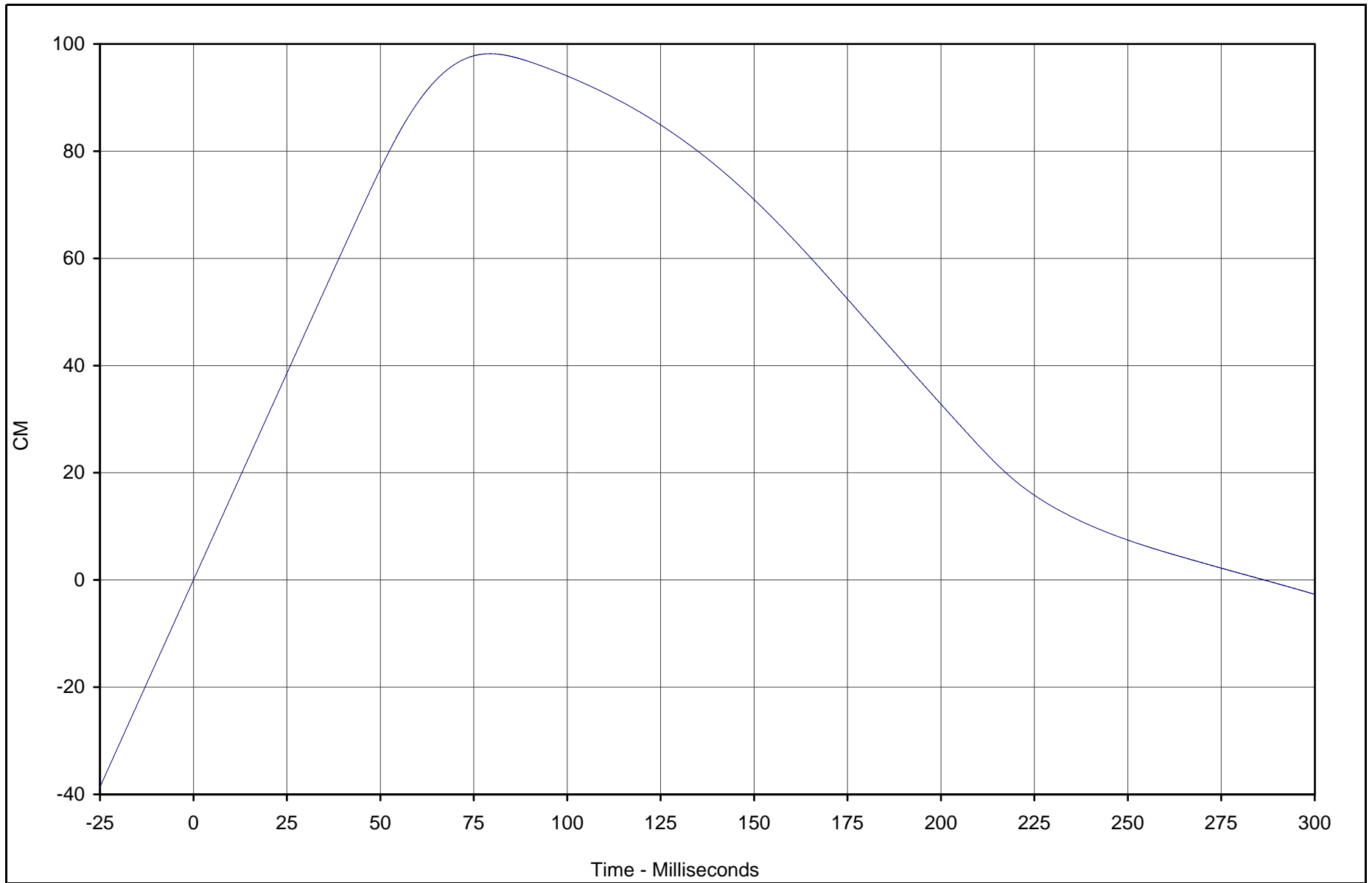
Test Date: 6/6/02

Test Program: 2002 NHTSA 35mph NCAP

NHTSA No.: M20506

KAR22001-16

B-9



Curve Description	CURNO	Type	Units	Max	Time	Min	Time	SAE Class
Driver Head Redundant X Displ.	004	IN2	CM	98.2	79.4	-2.7	299.9	180



Test Vehicle: 2002 Isuzu Axiom 4WD SUV

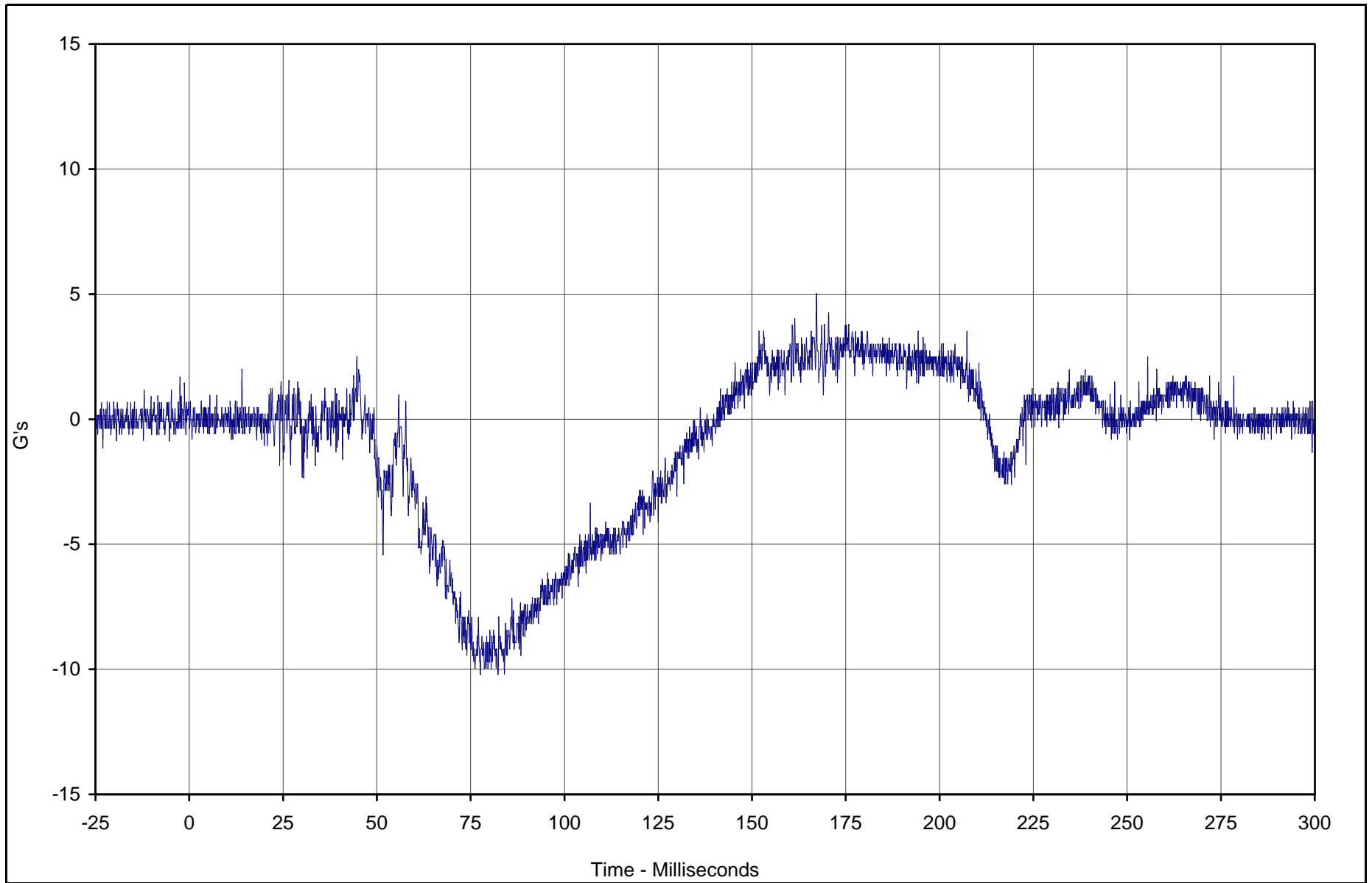
Test Date: 6/6/02

Test Program: 2002 NHTSA 35mph NCAP

NHTSA No.: M20506

KAR22001-16

B-10



Curve Description	CURNO	Type	Units	Max	Time	Min	Time	SAE Class
Driver Head Redundant Y	005	FIL	G's	5.0	167.2	-10.2	77.6	1000



Test Vehicle: 2002 Isuzu Axiom 4WD SUV

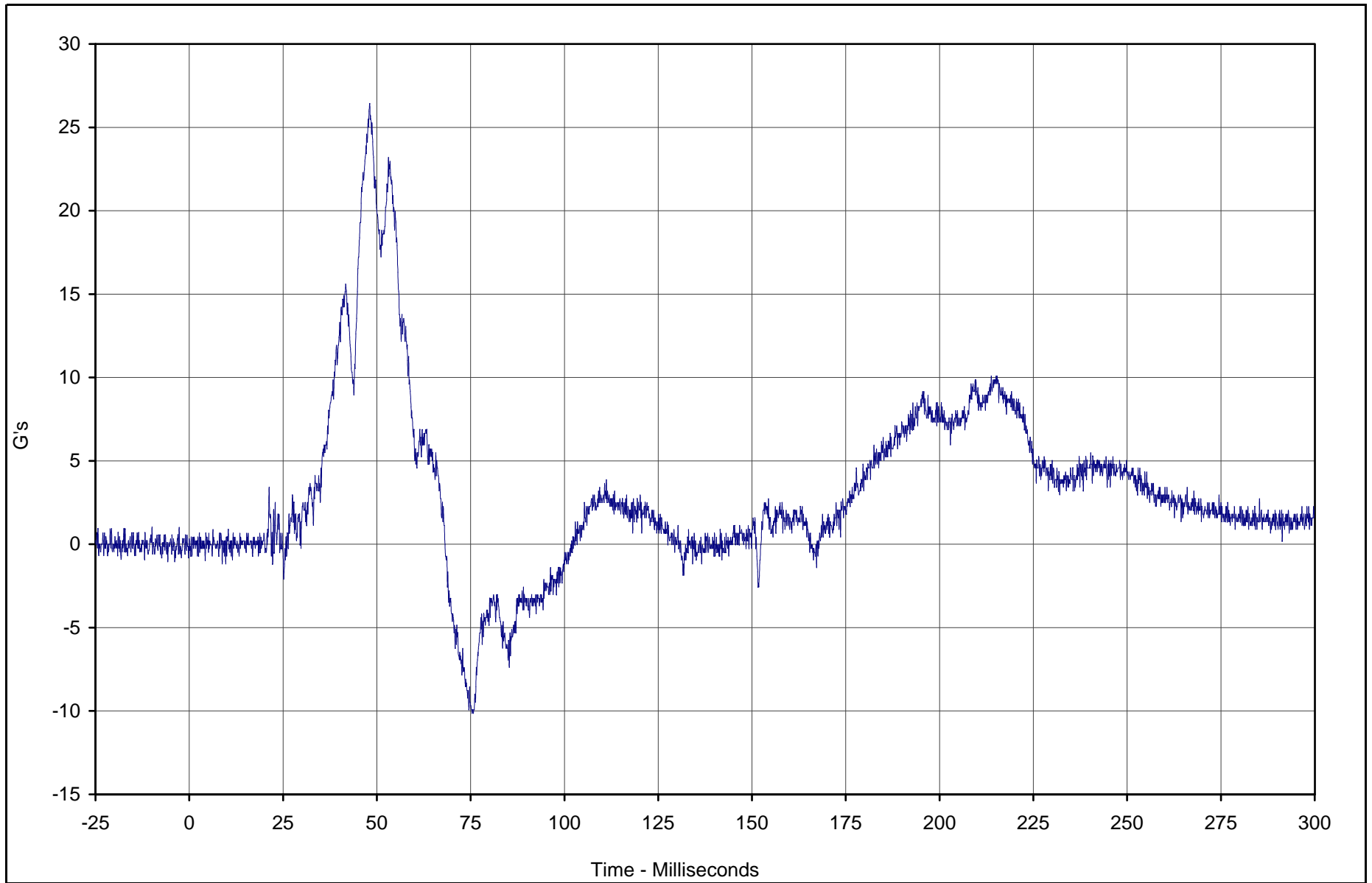
Test Date: 6/6/02

Test Program: 2002 NHTSA 35mph NCAP

NHTSA No.: M20506

KAR22001-16

B-11



Curve Description	CURNO	Type	Units	Max	Time	Min	Time	SAE Class
Driver Head Redundant Z	006	FIL	G's	26.4	48.1	-10.2	75.4	1000



Test Vehicle: 2002 Isuzu Axiom 4WD SUV

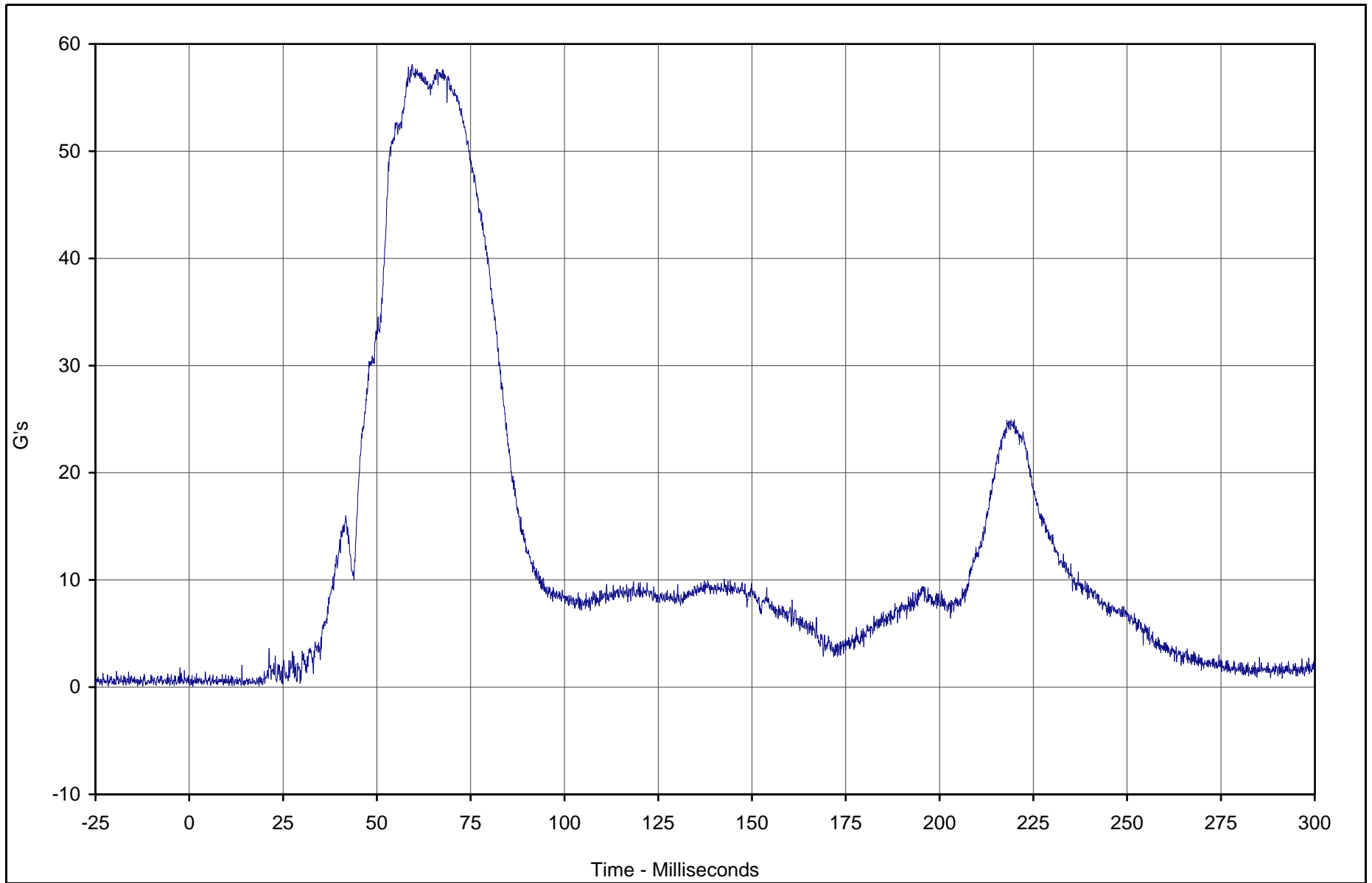
Test Date: 6/6/02

Test Program: 2002 NHTSA 35mph NCAP

NHTSA No.: M20506

KAR22001-16

B-12



Curve Description	CURNO	Type	Units	Max	Time	Min	Time	SAE Class
Driver Head Resultant Redundant	004	RES	G's	58.1	59.4	0.1	1.0	1000



Test Vehicle: 2002 Isuzu Axiom 4WD SUV

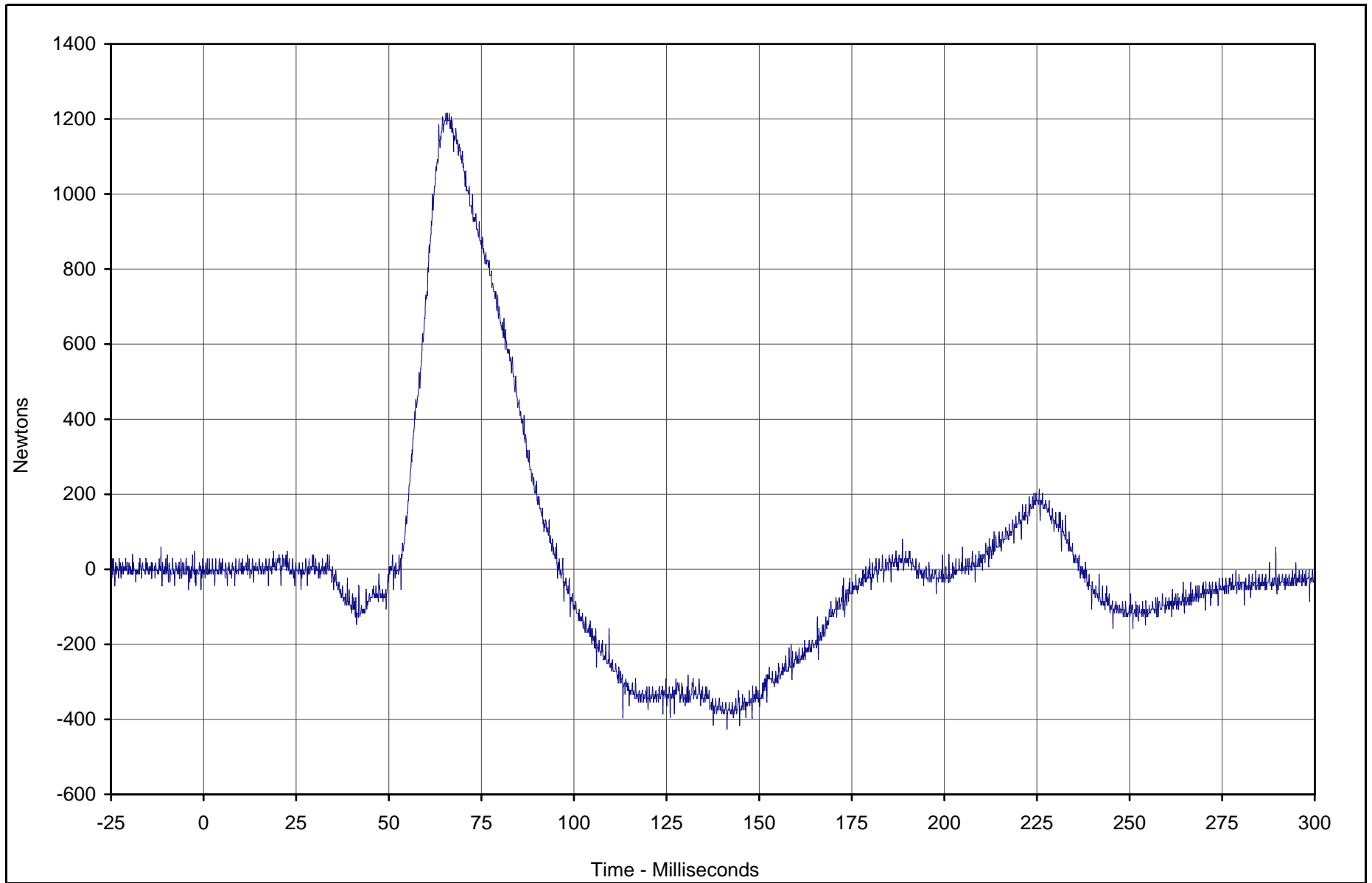
Test Date: 6/6/02

Test Program: 2002 NHTSA 35mph NCAP

NHTSA No.: M20506

KAR22001-16

B-13



Curve Description	CURNO	Type	Units	Max	Time	Min	Time	SAE Class
Driver Neck Force X	007	FIL	Newtons	1216.4	65.4	-426.7	141.3	1000



Test Vehicle: 2002 Isuzu Axiom 4WD SUV

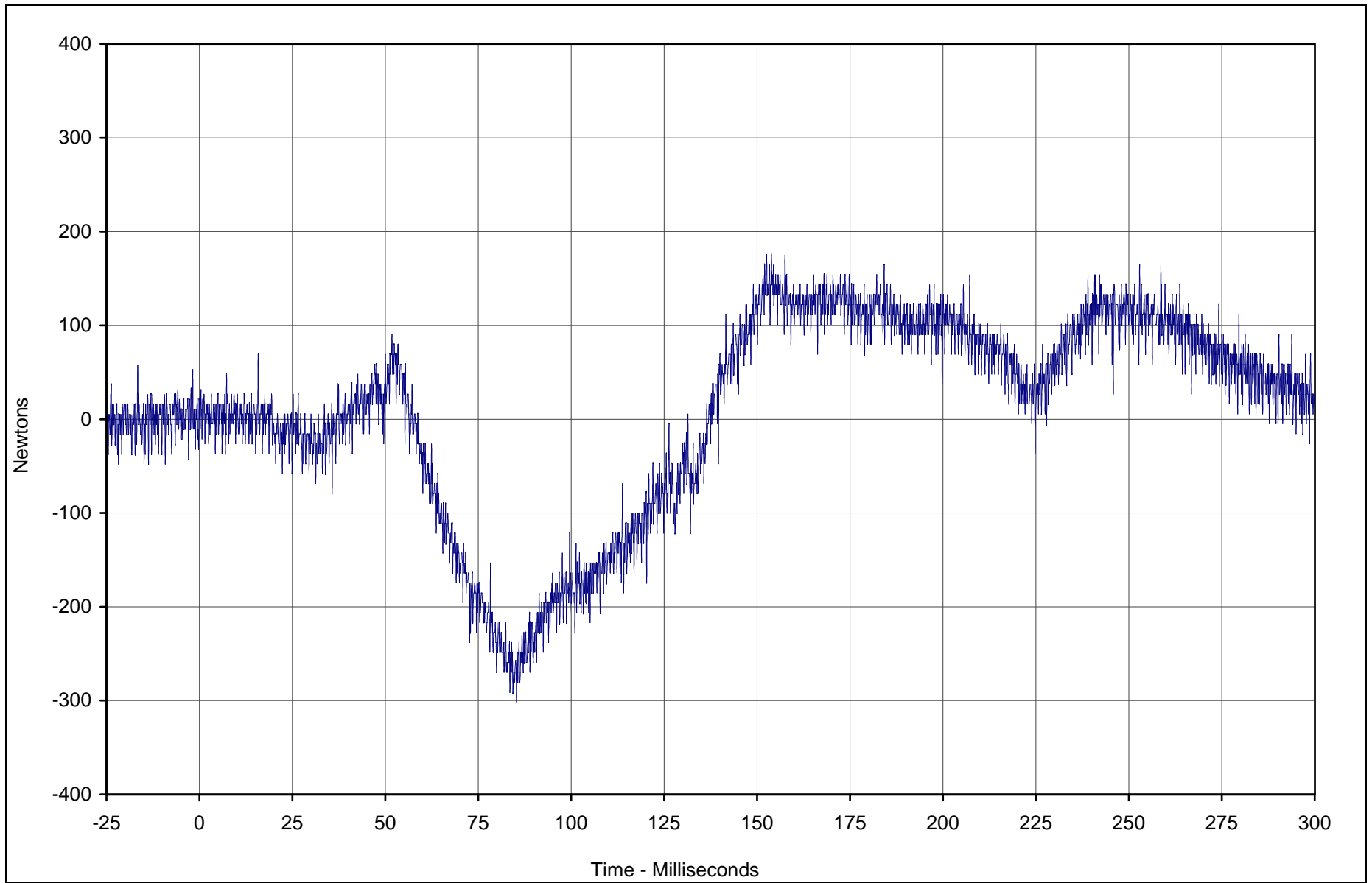
Test Date: 6/6/02

Test Program: 2002 NHTSA 35mph NCAP

NHTSA No.: M20506

KAR22001-16

B-14



Curve Description	CURNO	Type	Units	Max	Time	Min	Time	SAE Class
Driver Neck Force Y	008	FIL	Newtons	175.1	152.6	-301.7	85.3	1000



Test Vehicle: 2002 Isuzu Axiom 4WD SUV

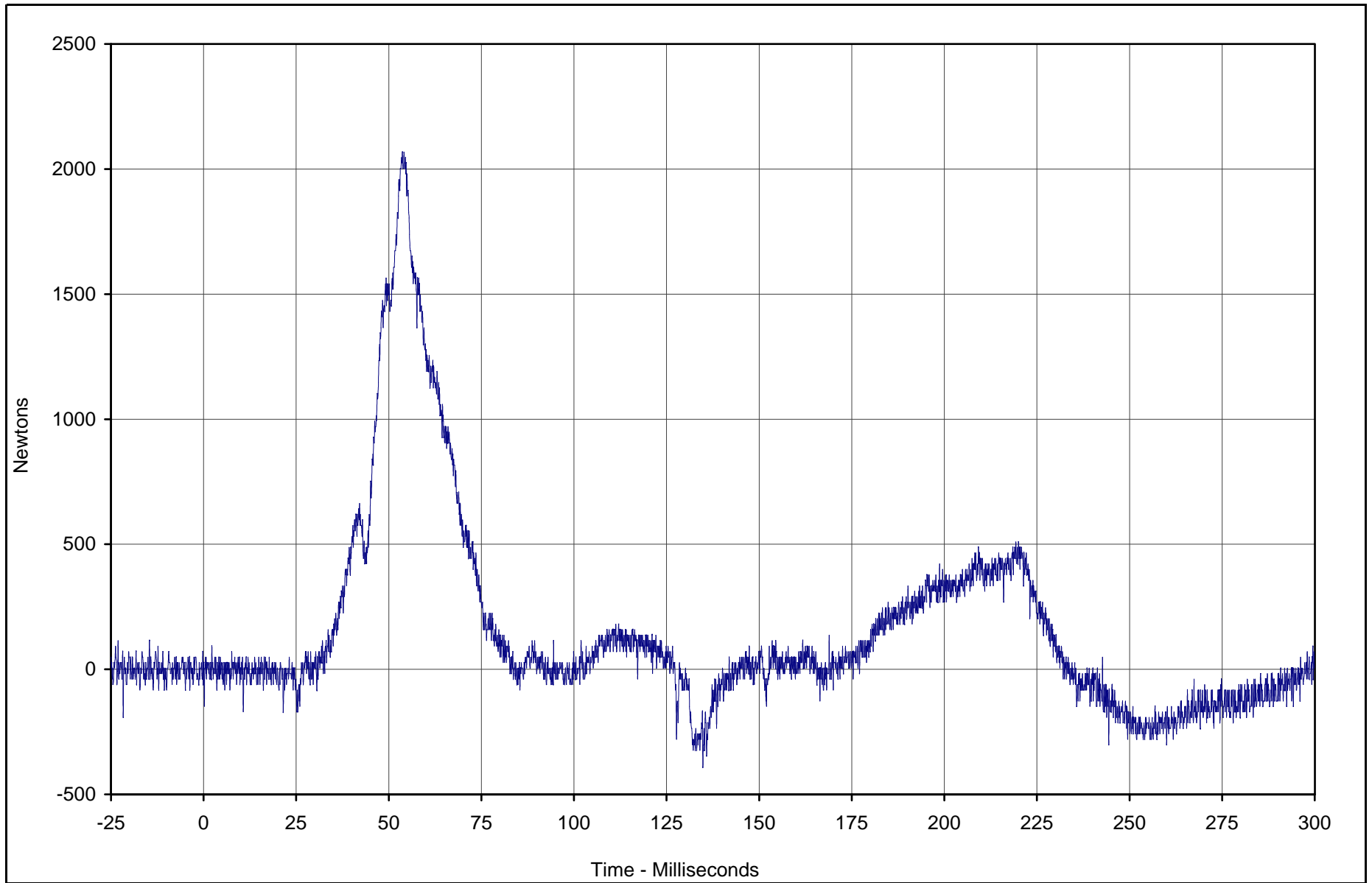
Test Date: 6/6/02

Test Program: 2002 NHTSA 35mph NCAP

NHTSA No.: M20506

KAR22001-16

B-15



Curve Description	CURNO	Type	Units	Max	Time	Min	Time	SAE Class
Driver Neck Force Z	009	FIL	Newtons	2068.0	53.7	-390.0	134.8	1000



Test Vehicle: 2002 Isuzu Axiom 4WD SUV

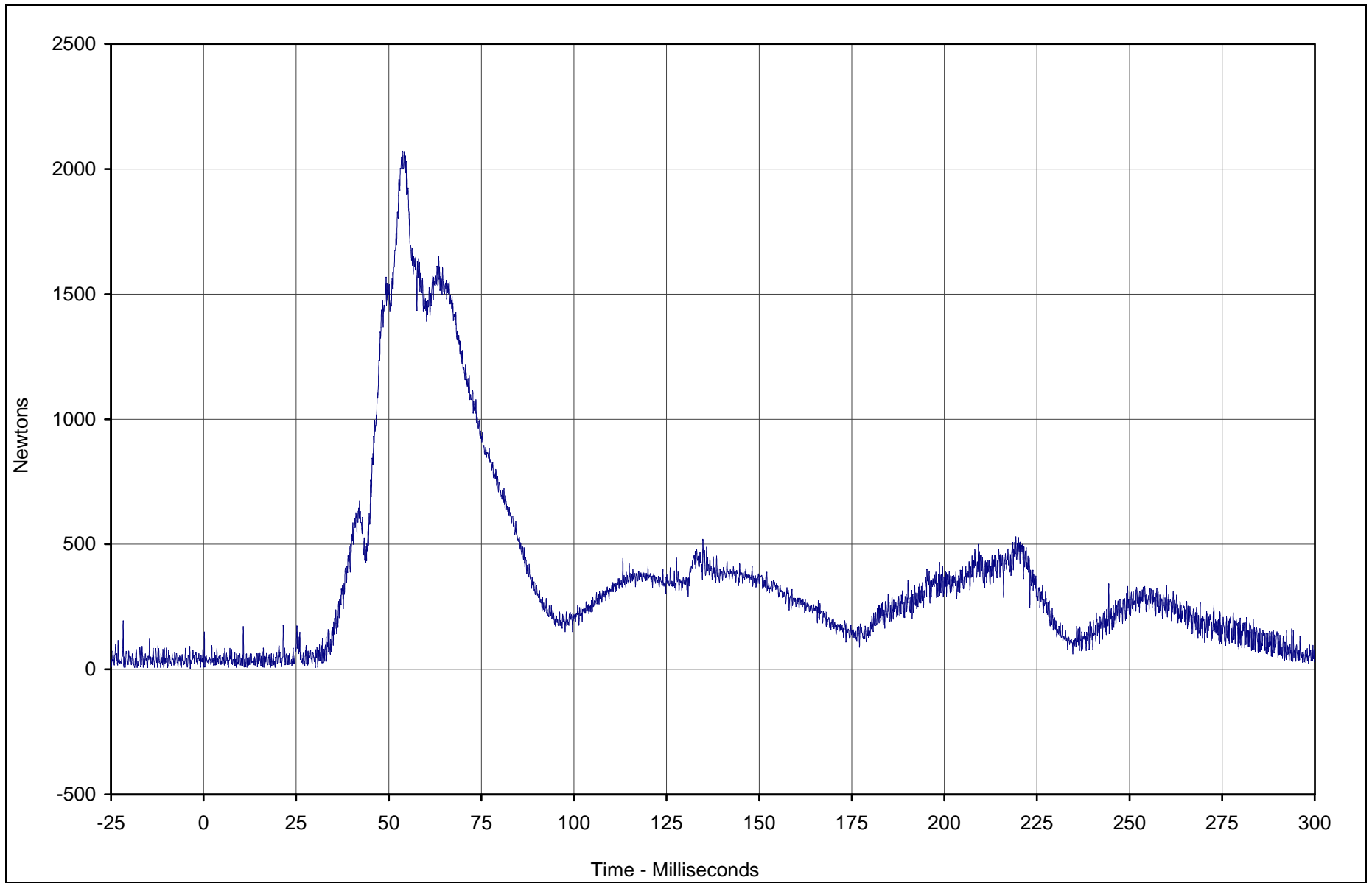
Test Date: 6/6/02

Test Program: 2002 NHTSA 35mph NCAP

NHTSA No.: M20506

KAR22001-16

B-16



Curve Description	CURNO	Type	Units	Max	Time	Min	Time	SAE Class
Driver Neck Force Resultant	007	RES	Newtons	2070.0	54.1	7.7	6.7	1000



Test Vehicle: 2002 Isuzu Axiom 4WD SUV

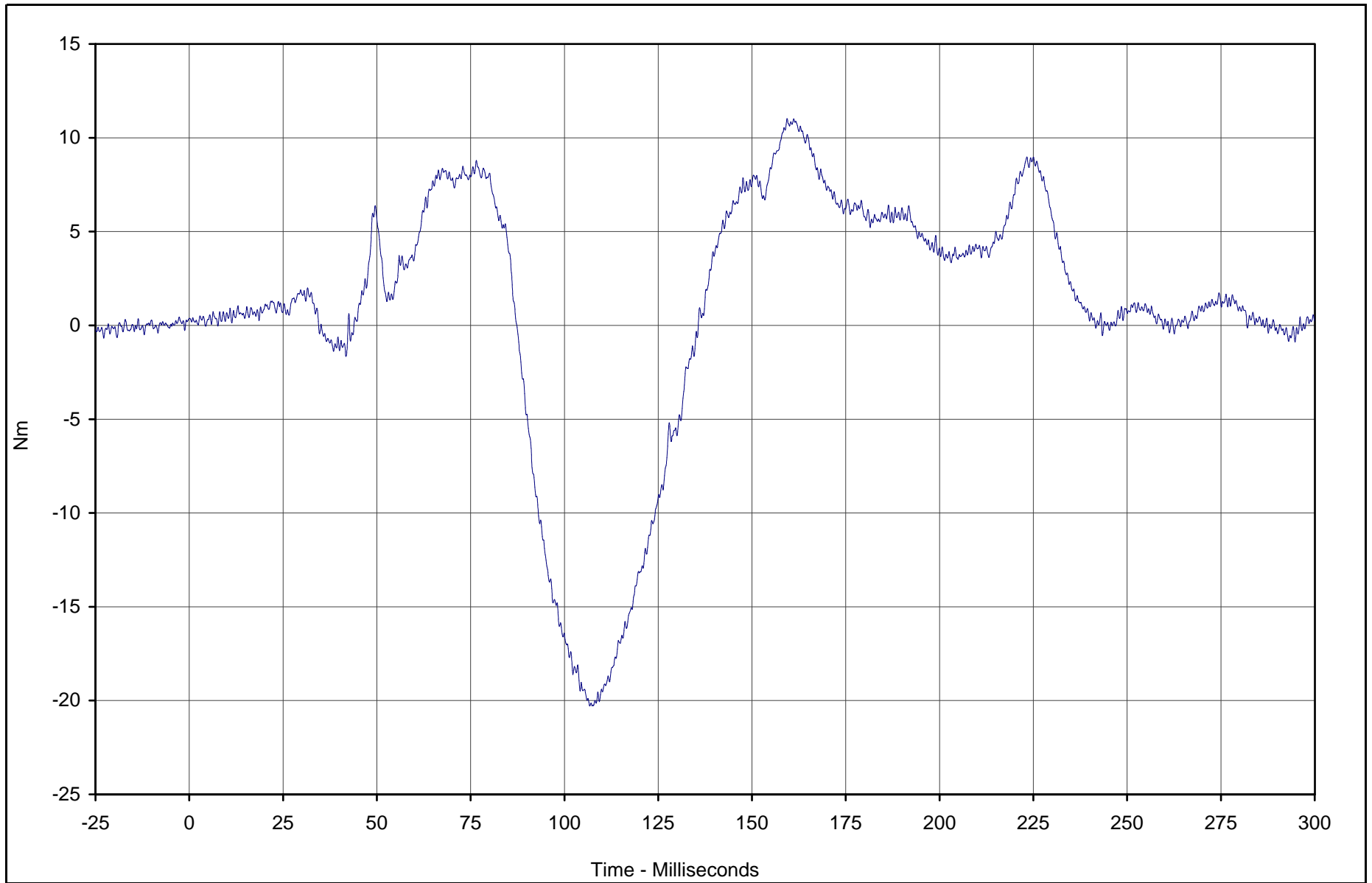
Test Date: 6/6/02

Test Program: 2002 NHTSA 35mph NCAP

NHTSA No.: M20506

KAR22001-16

B-17



Curve Description	CURNO	Type	Units	Max	Time	Min	Time	SAE Class
Driver Neck Moment X	010	FIL	Nm	11.0	159.3	-20.3	107.4	600



Test Vehicle: 2002 Isuzu Axiom 4WD SUV

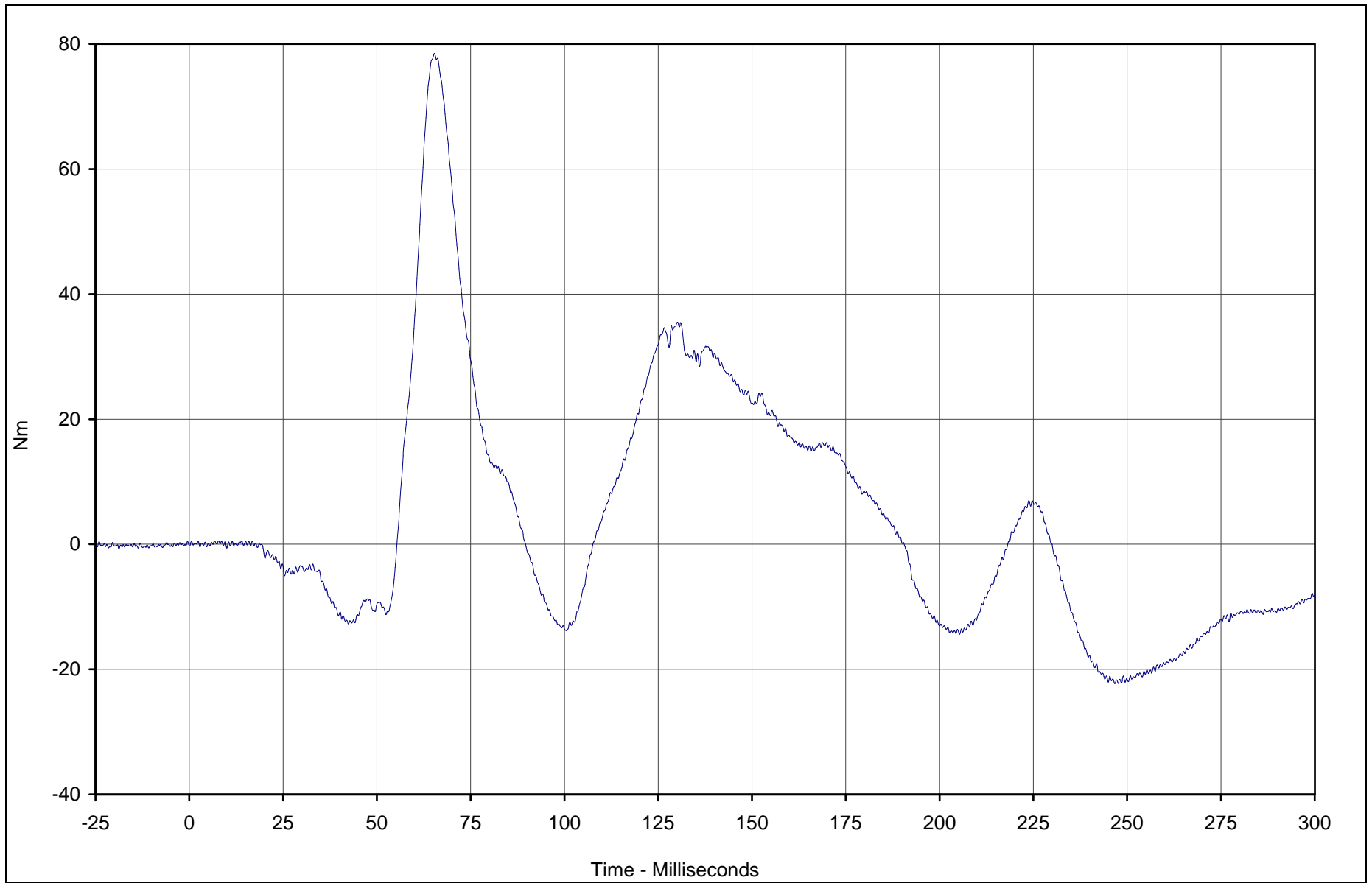
Test Date: 6/6/02

Test Program: 2002 NHTSA 35mph NCAP

NHTSA No.: M20506

KAR22001-16

B-18



Curve Description	CURNO	Type	Units	Max	Time	Min	Time	SAE Class
Driver Neck Moment Y	011	FIL	Nm	78.5	65.3	-22.3	246.7	600



Test Vehicle: 2002 Isuzu Axiom 4WD SUV

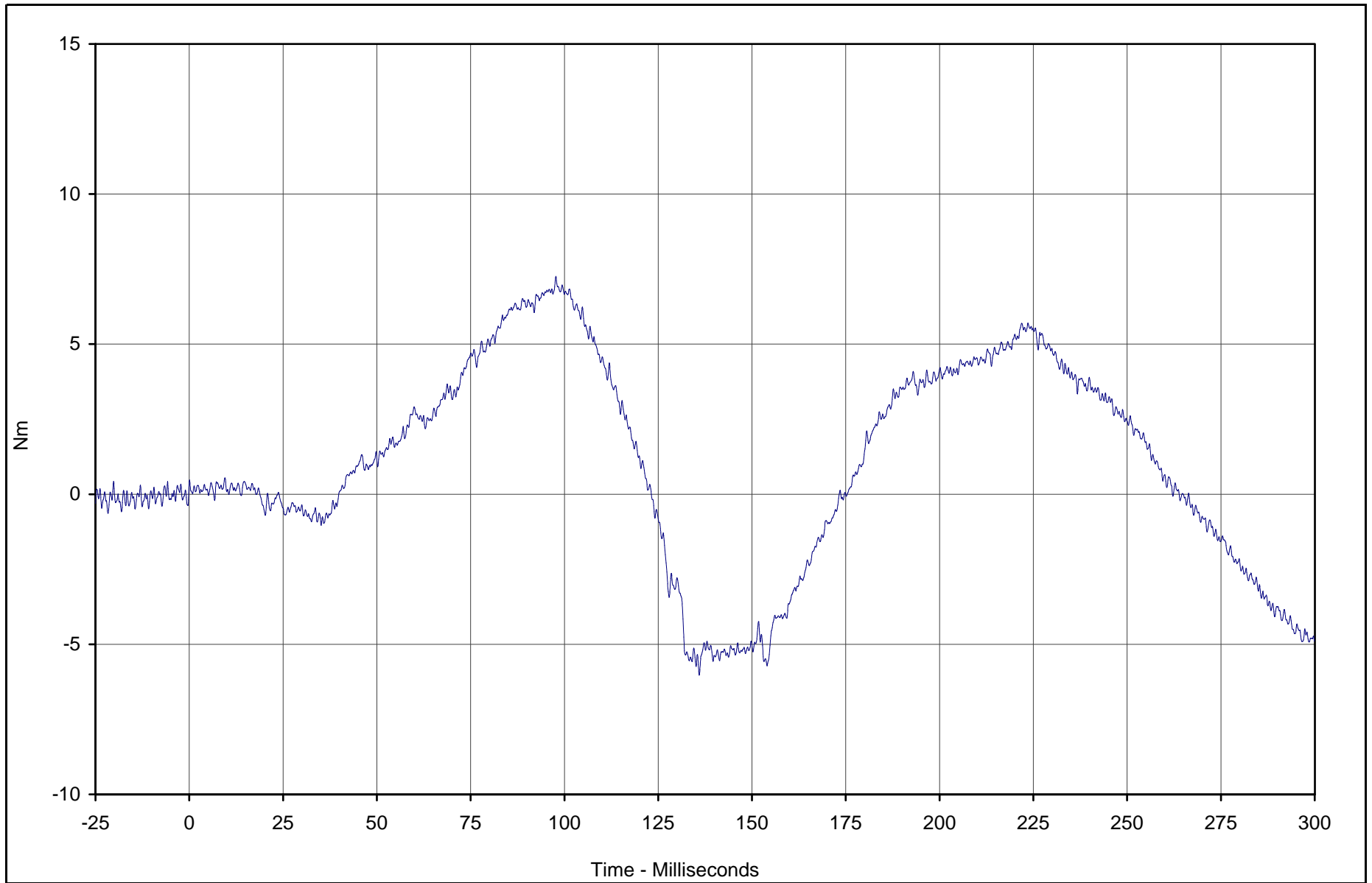
Test Date: 6/6/02

Test Program: 2002 NHTSA 35mph NCAP

NHTSA No.: M20506

KAR22001-16

B-19



Curve Description	CURNO	Type	Units	Max	Time	Min	Time	SAE Class
Driver Neck Moment Z	012	FIL	Nm	7.3	97.7	-6.0	135.9	600



Test Vehicle: 2002 Isuzu Axiom 4WD SUV

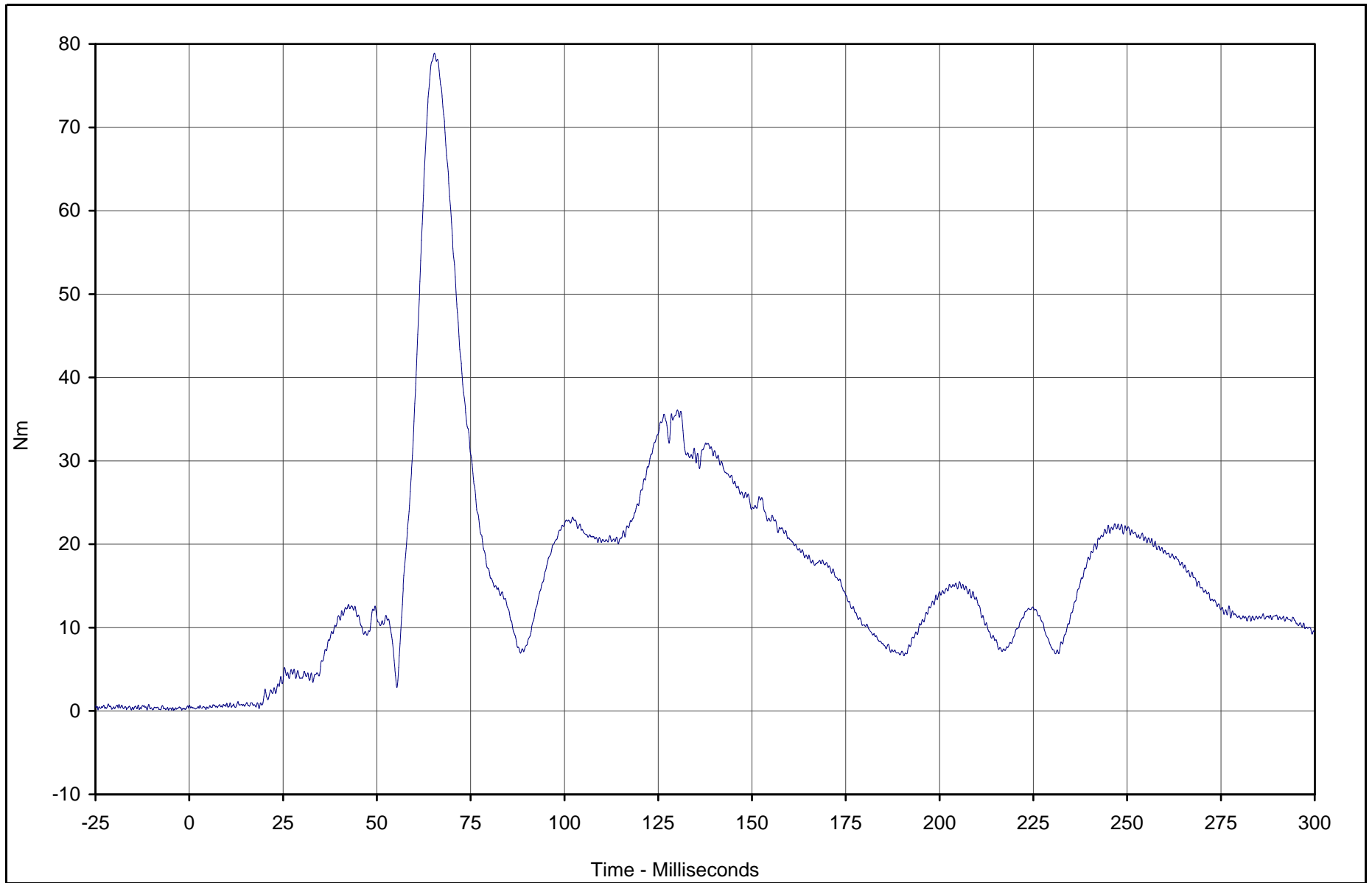
Test Date: 6/6/02

Test Program: 2002 NHTSA 35mph NCAP

NHTSA No.: M20506

KAR22001-16

B-20



Curve Description	CURNO	Type	Units	Max	Time	Min	Time	SAE Class
Driver Neck Moment Resultant	010	RES	Nm	78.9	65.3	0.2	4.4	600



Test Vehicle: 2002 Isuzu Axiom 4WD SUV

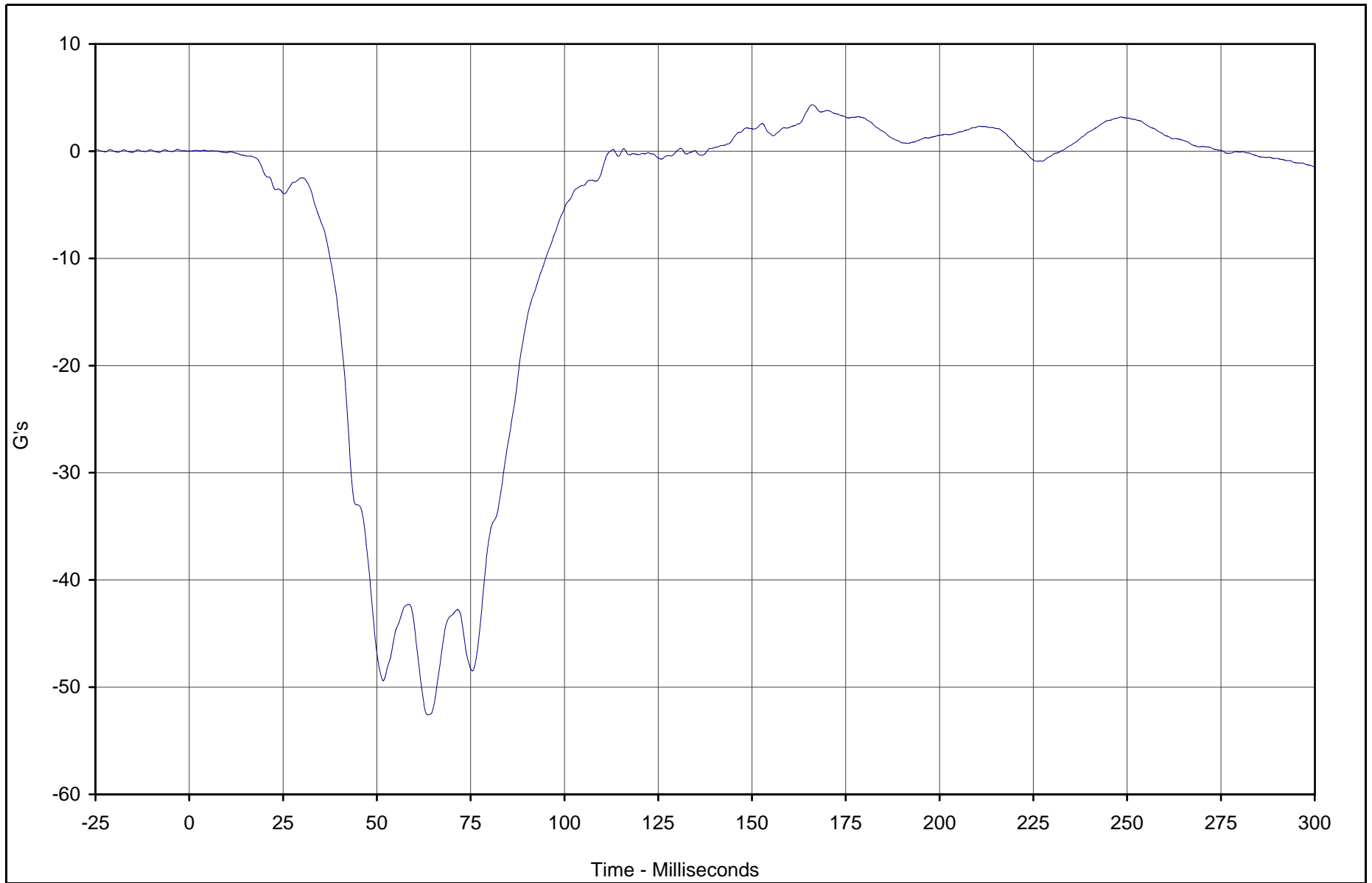
Test Date: 6/6/02

Test Program: 2002 NHTSA 35mph NCAP

NHTSA No.: M20506

KAR22001-16

B-21



Curve Description	CURNO	Type	Units	Max	Time	Min	Time	SAE Class
Driver Chest Primary X	013	FIL	G's	4.3	166.0	-52.6	63.6	180



Test Vehicle: 2002 Isuzu Axiom 4WD SUV

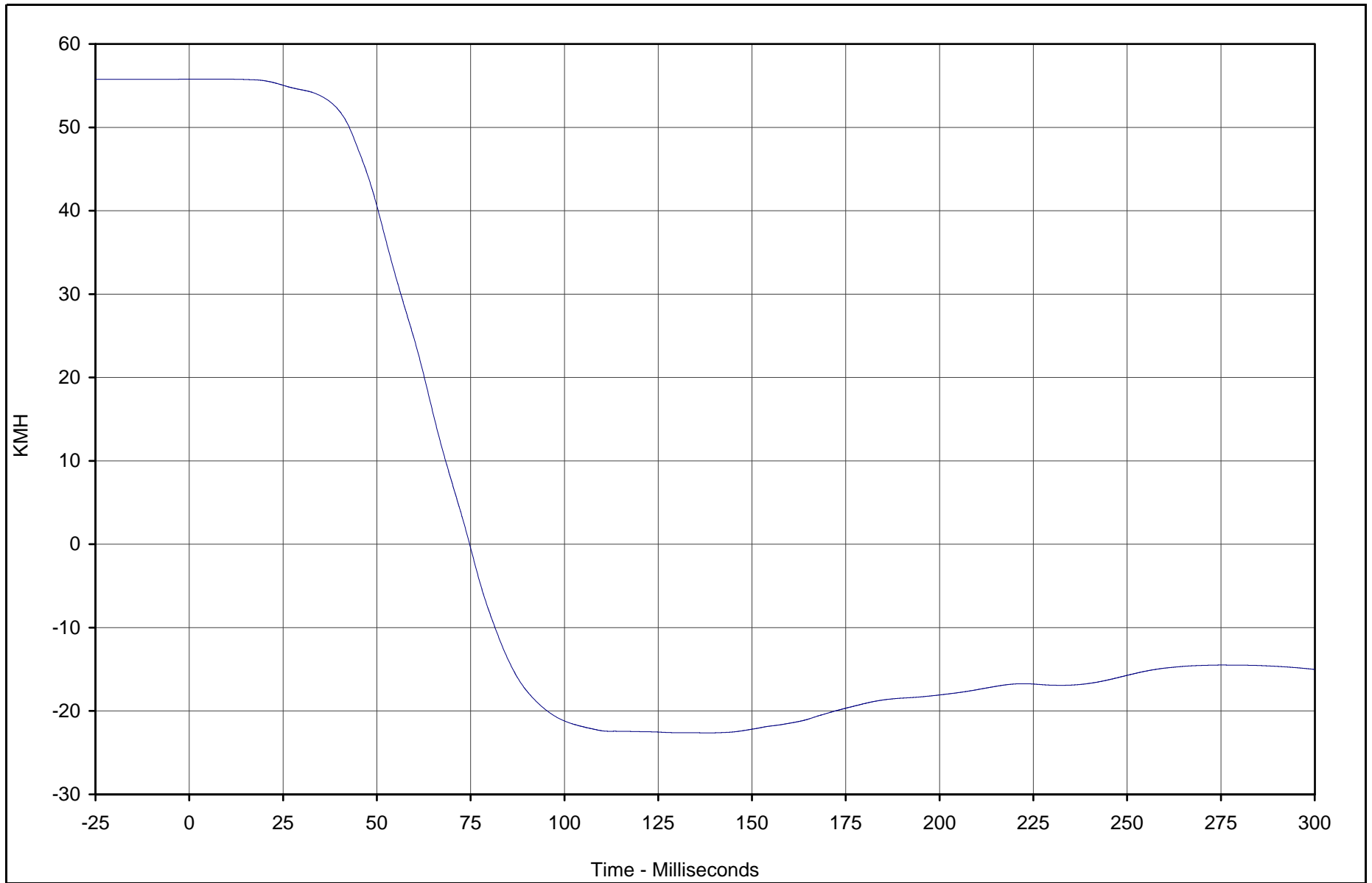
Test Date: 6/6/02

Test Program: 2002 NHTSA 35mph NCAP

NHTSA No.: M20506

KAR22001-16

B-22



Curve Description	CURNO	Type	Units	Max	Time	Min	Time	SAE Class
Driver Chest Primary X Velocity	013	IN1	KMH	55.8	7.7	-22.6	138.0	180



Test Vehicle: 2002 Isuzu Axiom 4WD SUV

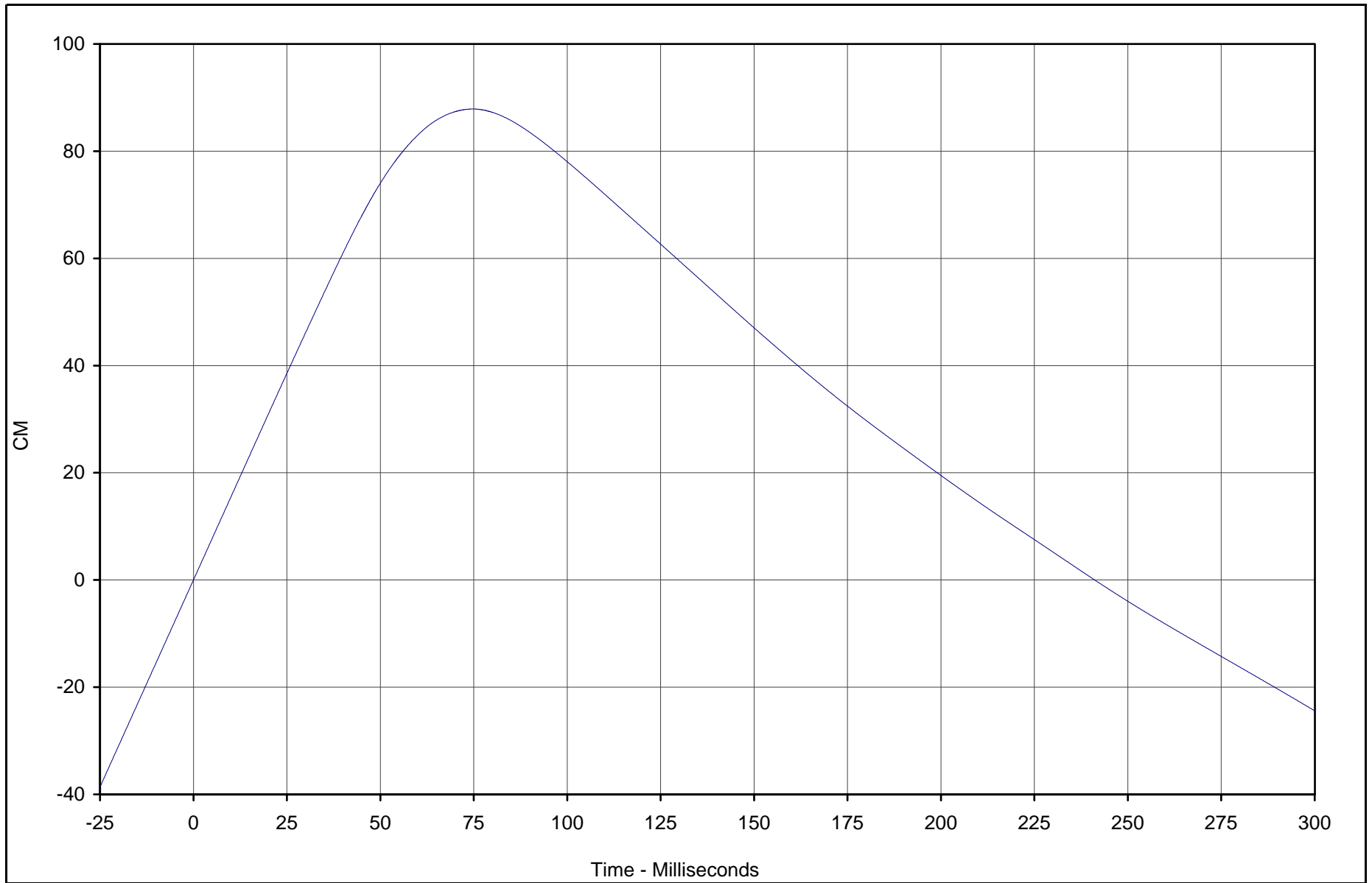
Test Date: 6/6/02

Test Program: 2002 NHTSA 35mph NCAP

NHTSA No.: M20506

KAR22001-16

B-23



Curve Description	CURNO	Type	Units	Max	Time	Min	Time	SAE Class
Driver Chest Primary X Displ.	013	IN2	CM	87.9	74.7	-24.4	299.9	180



Test Vehicle: 2002 Isuzu Axiom 4WD SUV

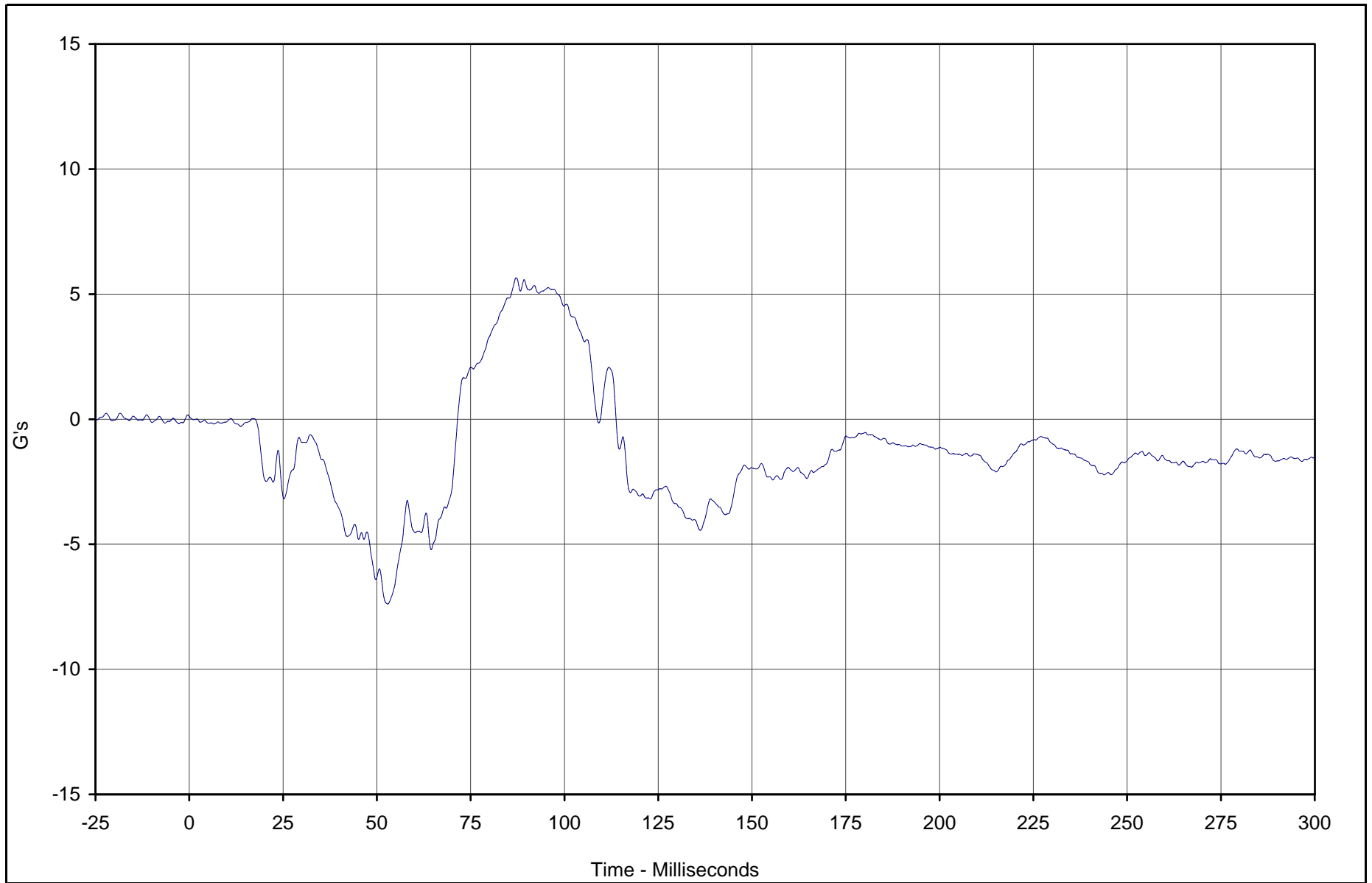
Test Date: 6/6/02

Test Program: 2002 NHTSA 35mph NCAP

NHTSA No.: M20506

KAR22001-16

B-24



Curve Description	CURNO	Type	Units	Max	Time	Min	Time	SAE Class
Driver Chest Primary Y	014	FIL	G's	5.7	87.2	-7.4	52.9	180



Test Vehicle: 2002 Isuzu Axiom 4WD SUV

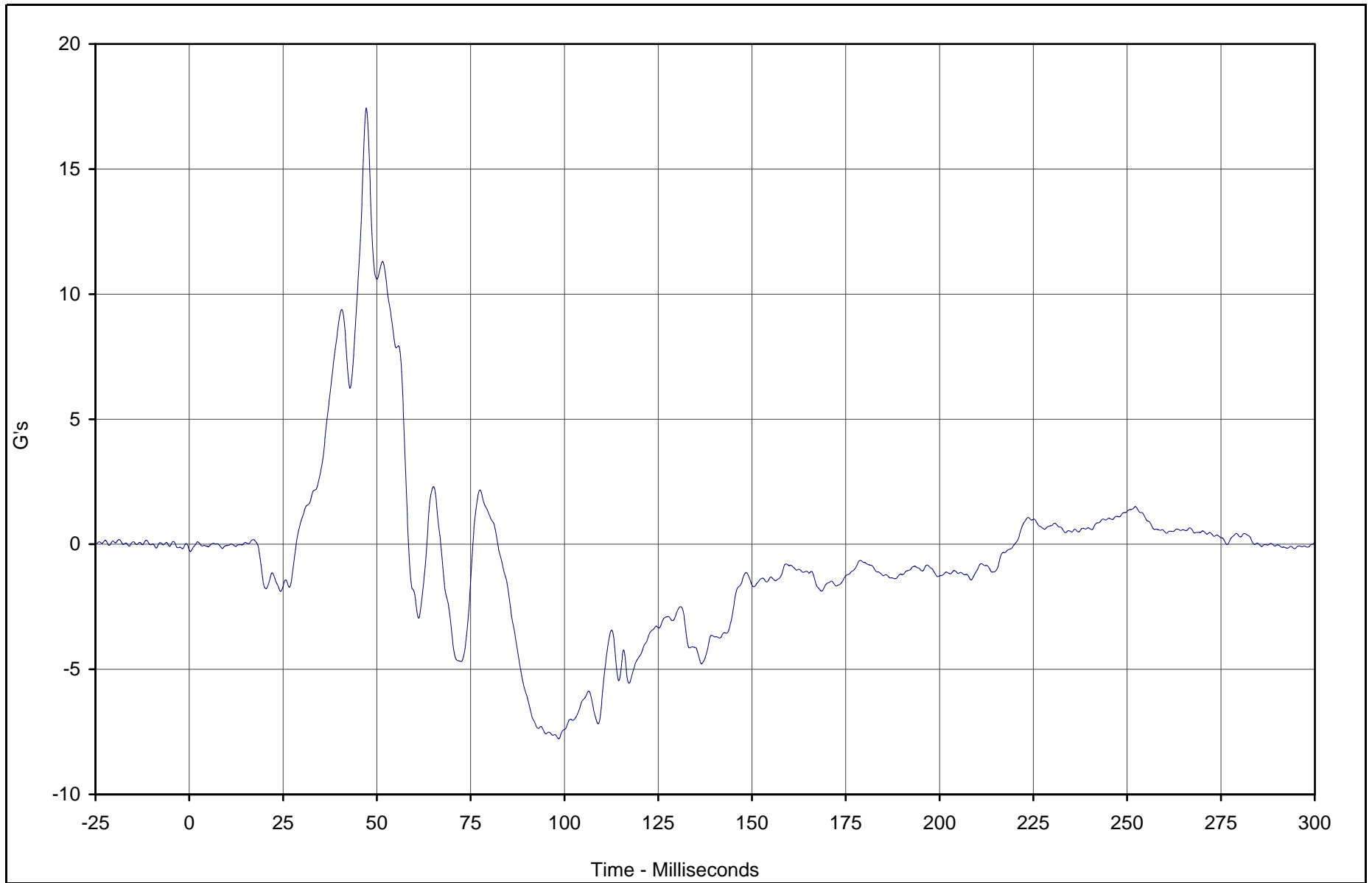
Test Date: 6/6/02

Test Program: 2002 NHTSA 35mph NCAP

NHTSA No.: M20506

KAR22001-16

B-25



Curve Description	CURNO	Type	Units	Max	Time	Min	Time	SAE Class
Driver Chest Primary Z	015	FIL	G's	17.4	47.2	-7.8	98.5	180



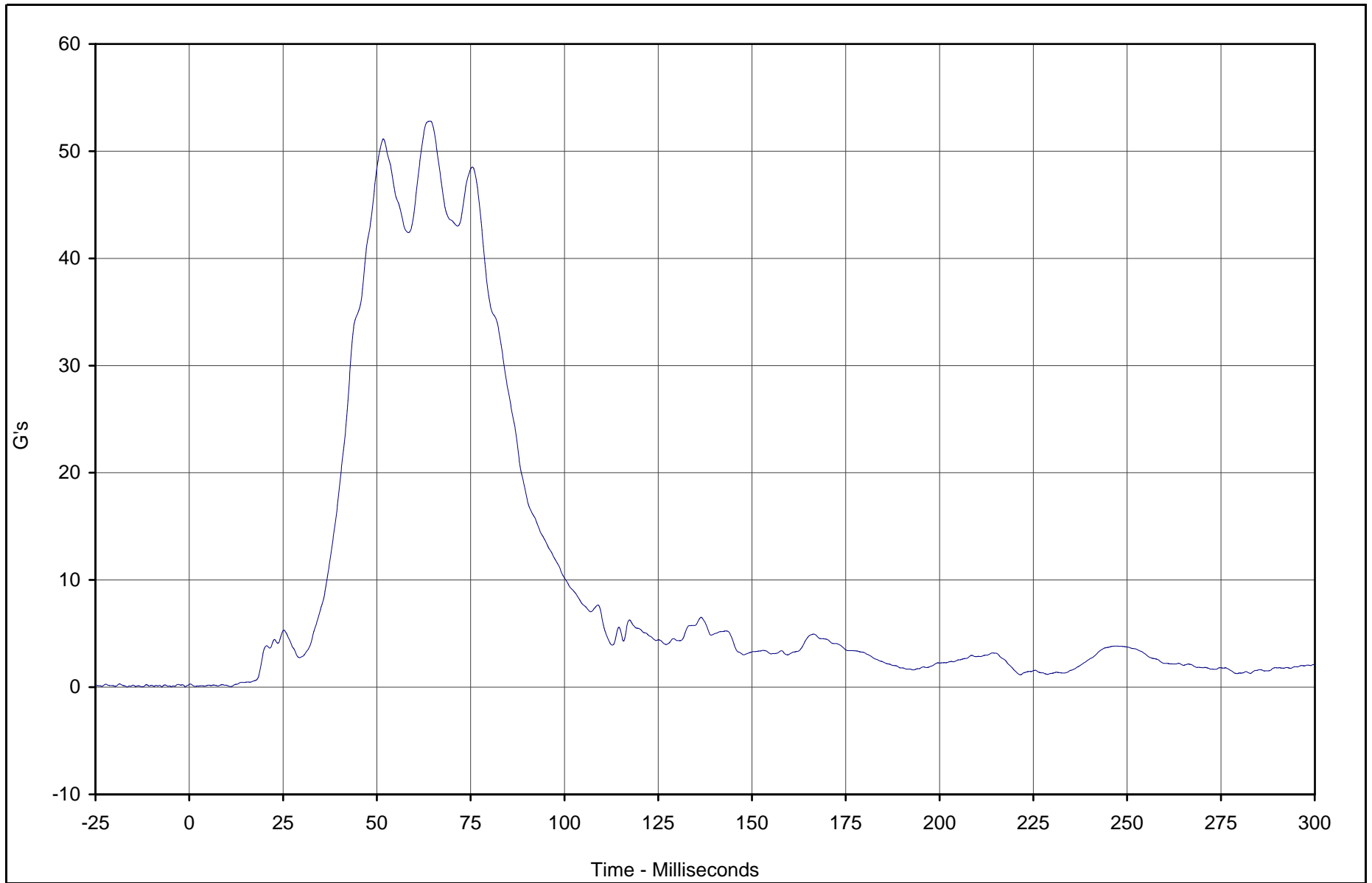
Test Vehicle: 2002 Isuzu Axiom 4WD SUV

Test Date: 6/6/02

Test Program: 2002 NHTSA 35mph NCAP

NHTSA No.: M20506

KAR22001-16



Curve Description	CURNO	Type	Units	Max	Time	Min	Time	SAE Class
Driver Chest Resultant Primary	013	RES	G's	52.8	64.2	0.1	10.9	180



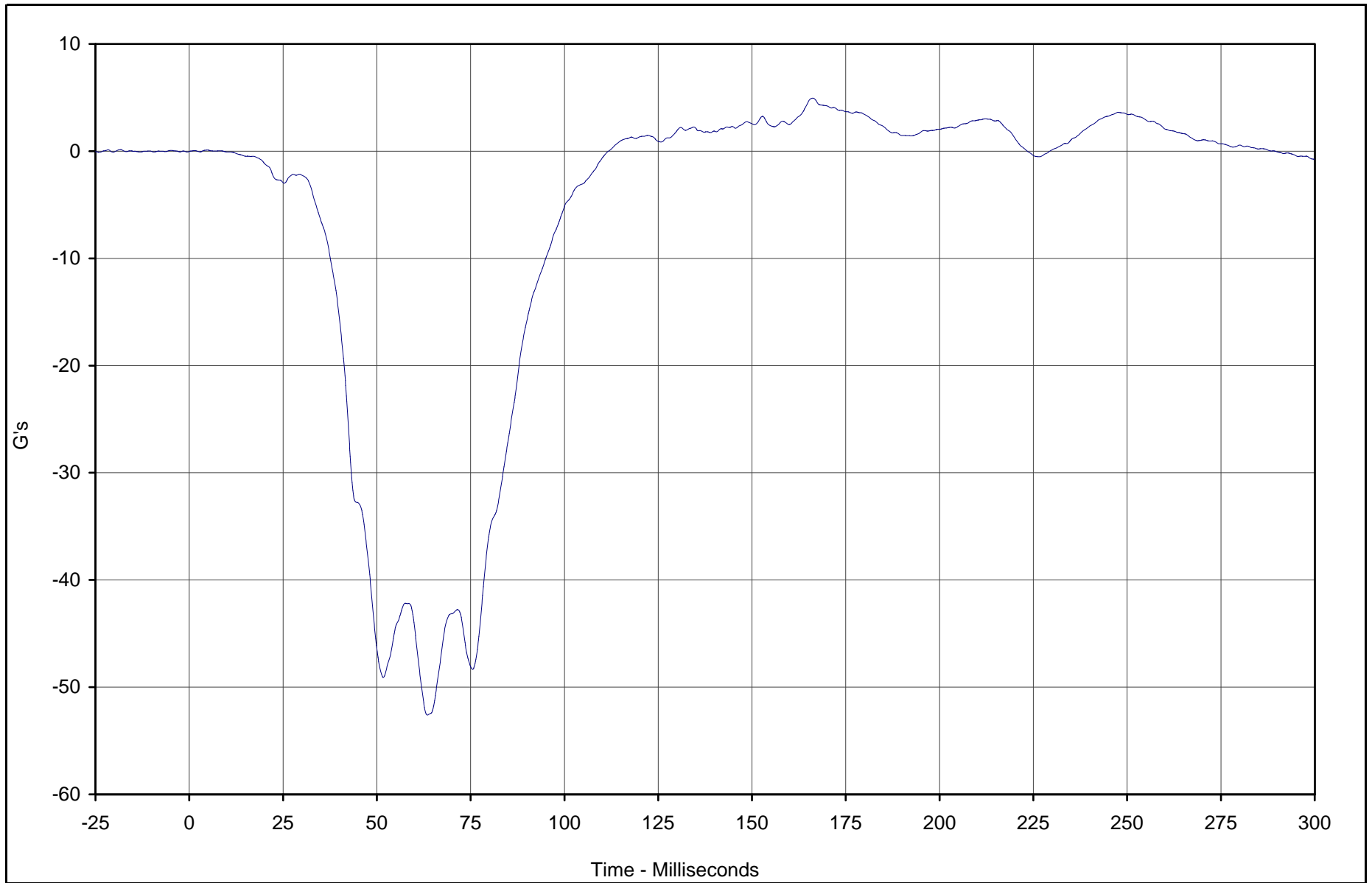
Test Vehicle: 2002 Isuzu Axiom 4WD SUV

Test Date: 6/6/02

Test Program: 2002 NHTSA 35mph NCAP

NHTSA No.: M20506

B-27



Curve Description	CURNO	Type	Units	Max	Time	Min	Time	SAE Class
Driver Chest Redundant X	016	FIL	G's	4.9	166.2	-52.6	63.5	180



Test Vehicle: 2002 Isuzu Axiom 4WD SUV

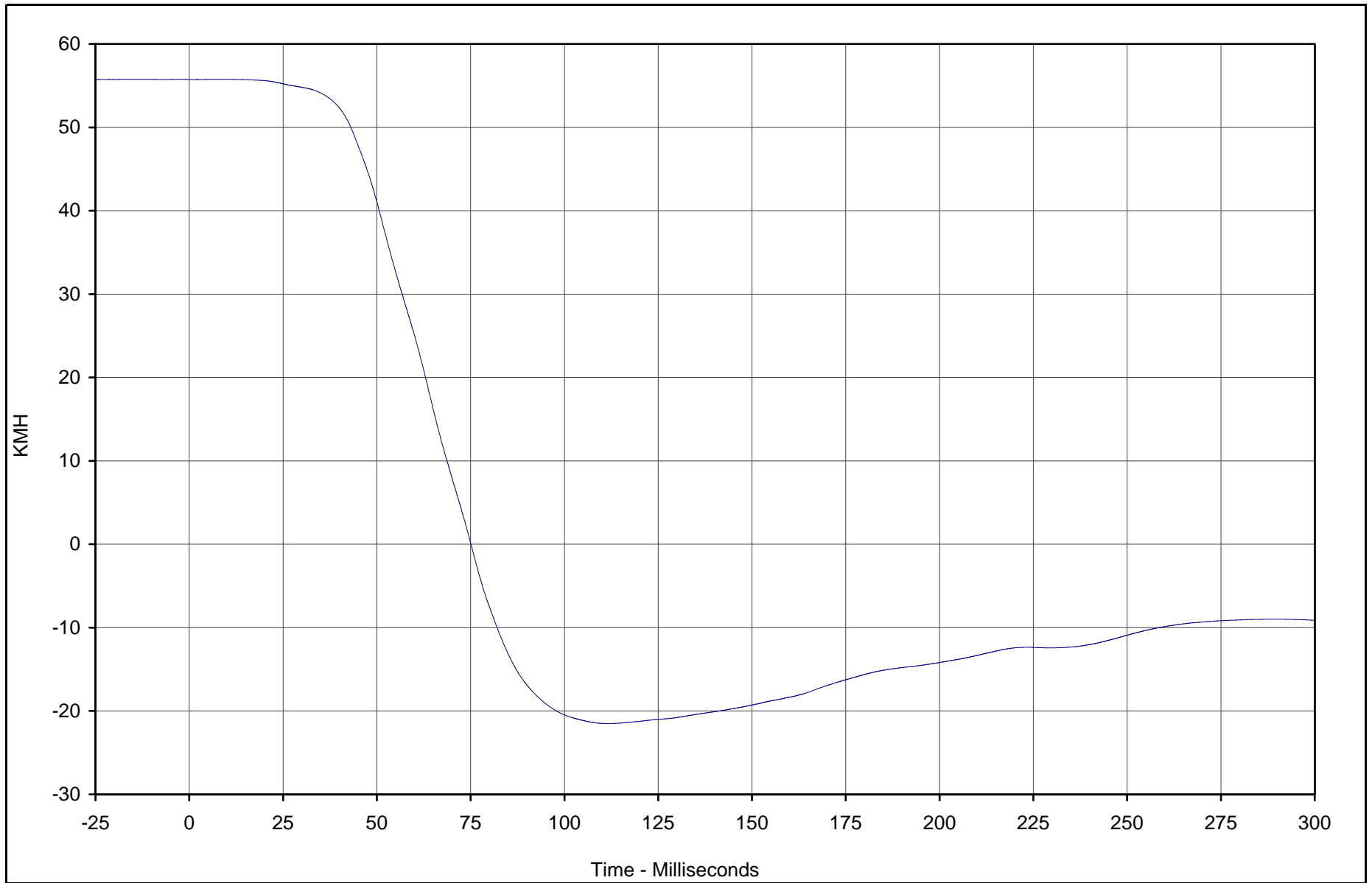
Test Date: 6/6/02

Test Program: 2002 NHTSA 35mph NCAP

NHTSA No.: M20506

KAR22001-16

B-28



Curve Description	CURNO	Type	Units	Max	Time	Min	Time	SAE Class
Driver Chest Redundant X Velocity	016	IN1	KMH	55.8	9.0	-21.5	111.7	180



Test Vehicle: 2002 Isuzu Axiom 4WD SUV

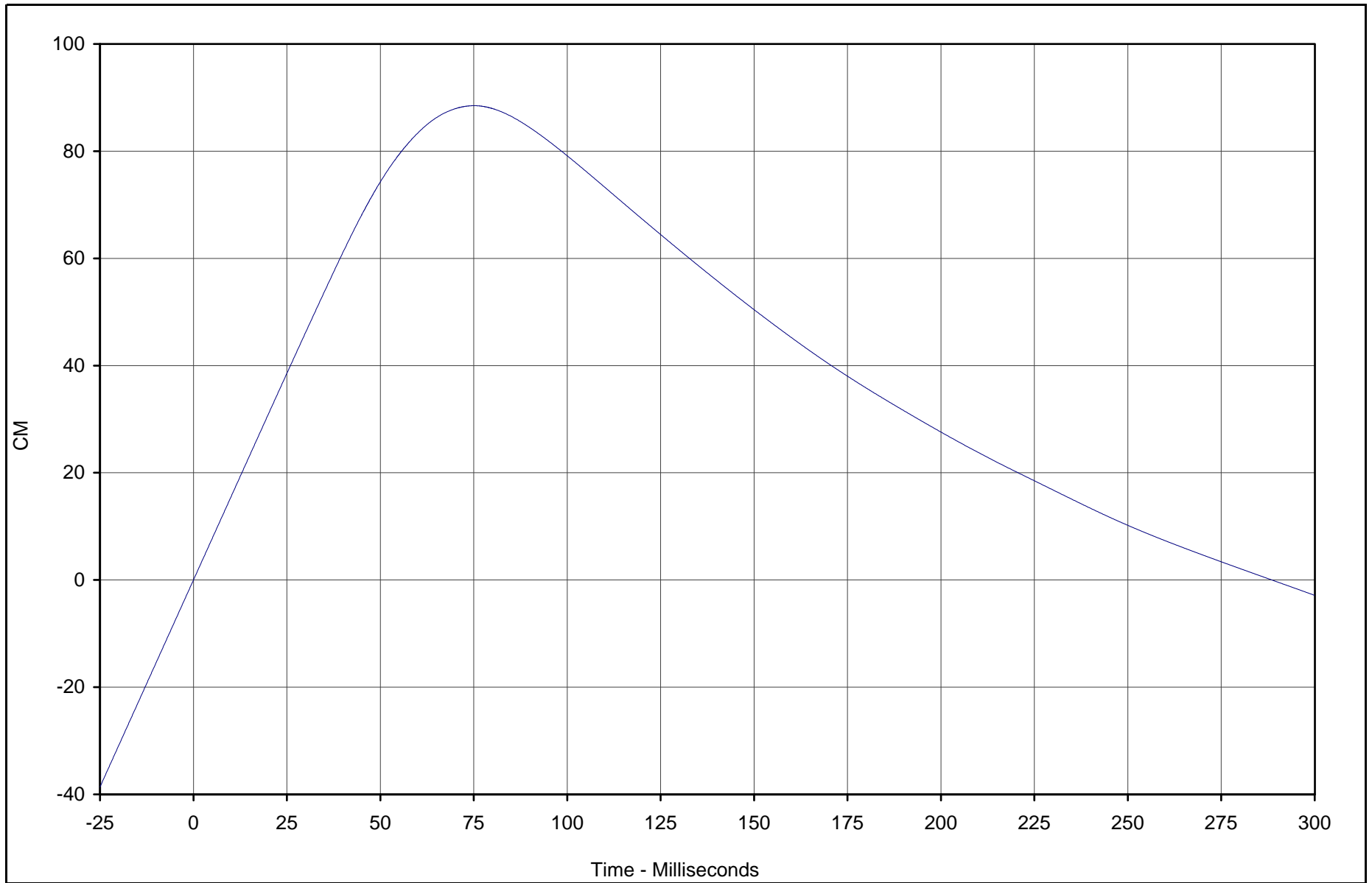
Test Date: 6/6/02

Test Program: 2002 NHTSA 35mph NCAP

NHTSA No.: M20506

KAR22001-16

B-29



Curve Description	CURNO	Type	Units	Max	Time	Min	Time	SAE Class
Driver Chest Redundant X Displ.	016	IN2	CM	88.5	75.1	-2.8	299.9	180



Test Vehicle: 2002 Isuzu Axiom 4WD SUV

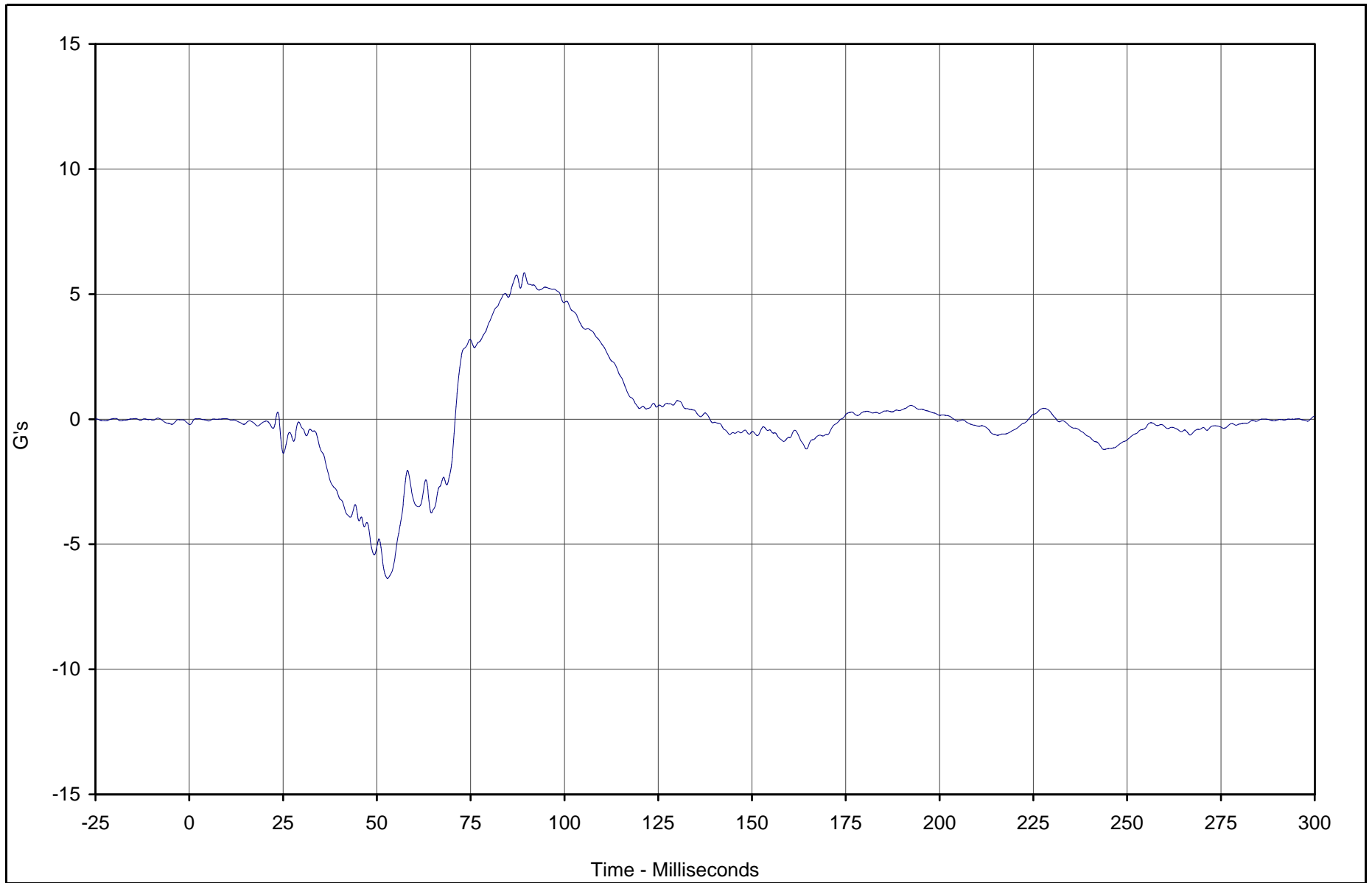
Test Date: 6/6/02

Test Program: 2002 NHTSA 35mph NCAP

NHTSA No.: M20506

KAR22001-16

B-30



Curve Description	CURNO	Type	Units	Max	Time	Min	Time	SAE Class
Driver Chest Redundant Y	017	FIL	G's	5.9	89.3	-6.4	52.9	180



Test Vehicle: 2002 Isuzu Axiom 4WD SUV

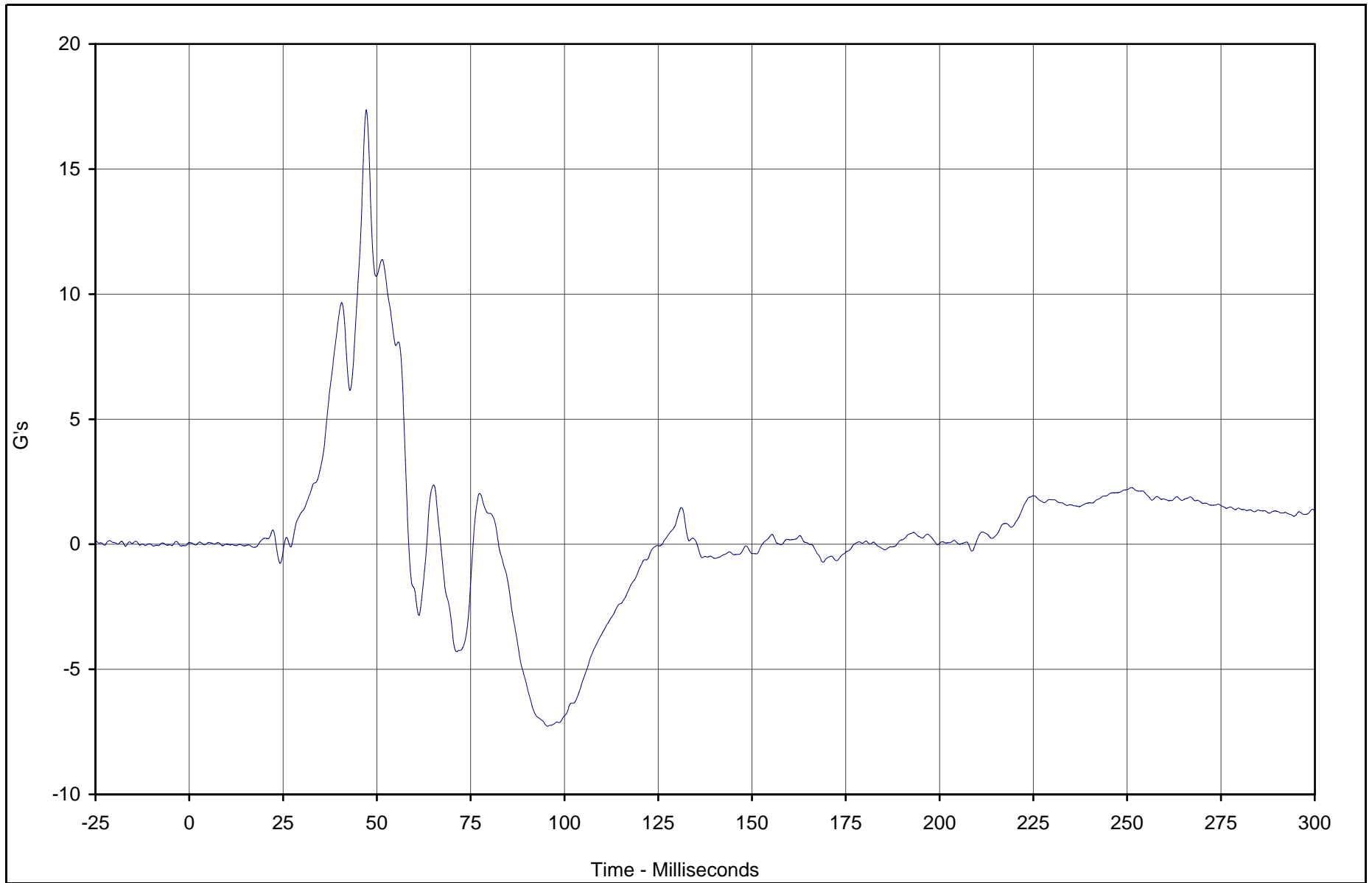
Test Date: 6/6/02

Test Program: 2002 NHTSA 35mph NCAP

NHTSA No.: M20506

KAR22001-16

B-31



Curve Description	CURNO	Type	Units	Max	Time	Min	Time	SAE Class
Driver Chest Redundant Z	018	FIL	G's	17.4	47.2	-7.3	95.5	180



Test Vehicle: 2002 Isuzu Axiom 4WD SUV

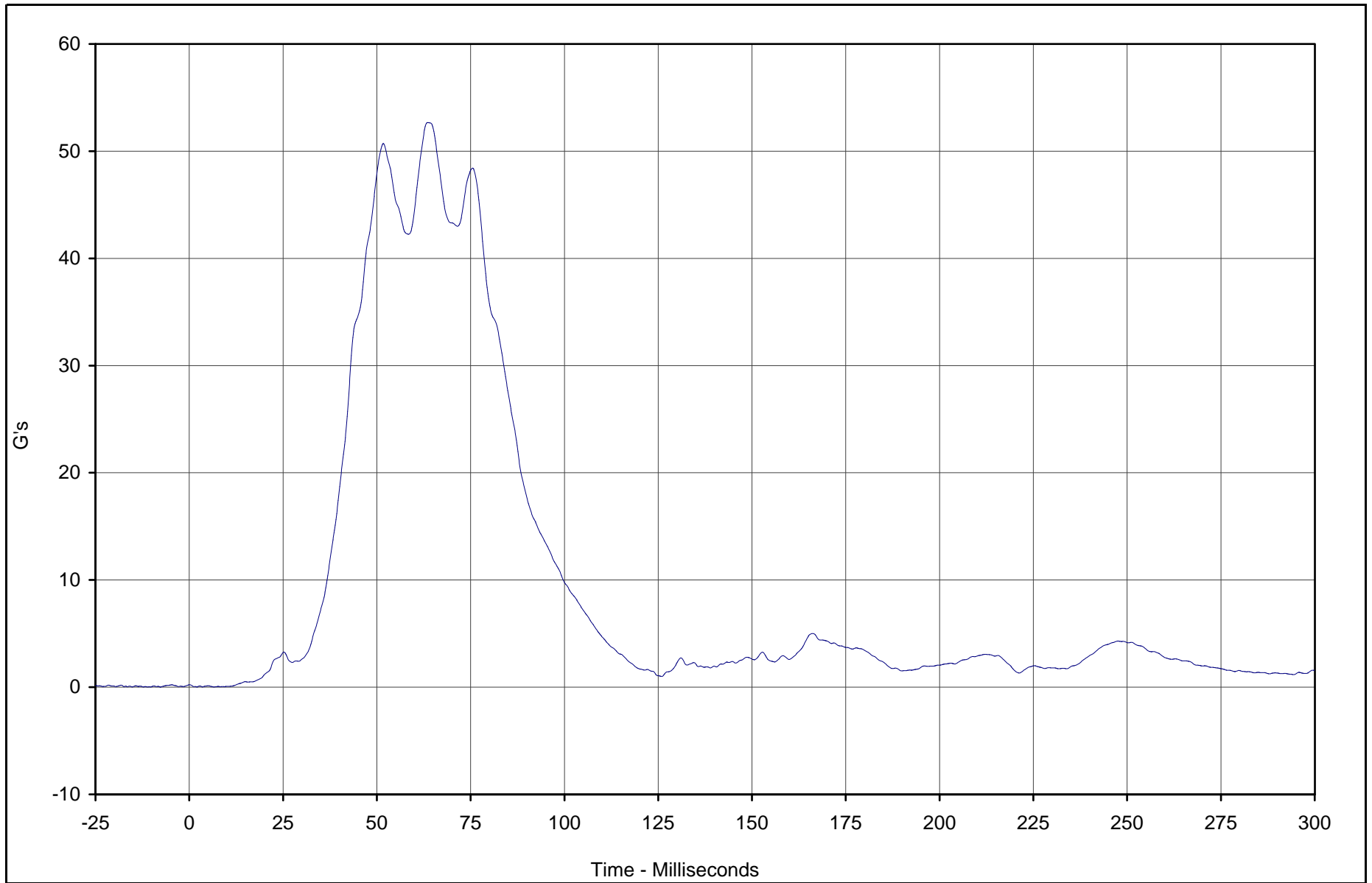
Test Date: 6/6/02

Test Program: 2002 NHTSA 35mph NCAP

NHTSA No.: M20506

KAR22001-16

B-32



Curve Description	CURNO	Type	Units	Max	Time	Min	Time	SAE Class
Driver Chest Resultant Redundant	016	RES	G's	52.7	63.5	0.0	2.1	180



Test Vehicle: 2002 Isuzu Axiom 4WD SUV

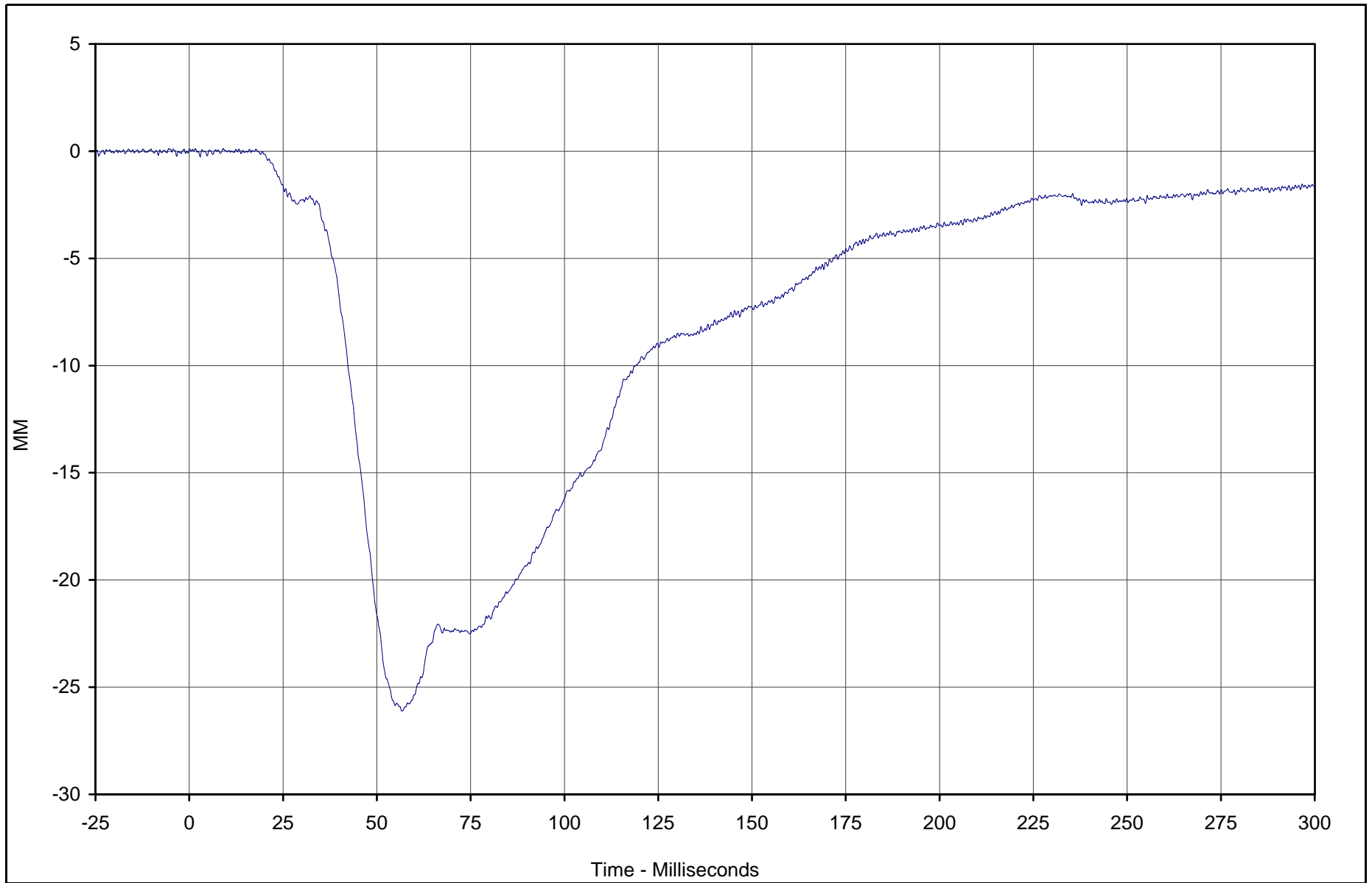
Test Date: 6/6/02

Test Program: 2002 NHTSA 35mph NCAP

NHTSA No.: M20506

KAR22001-16

B-33



KAR22001-16

Curve Description	CURNO	Type	Units	Max	Time	Min	Time	SAE Class
Driver Chest Displacement X	019	FIL	MM	0.1	1.6	-26.1	56.7	600



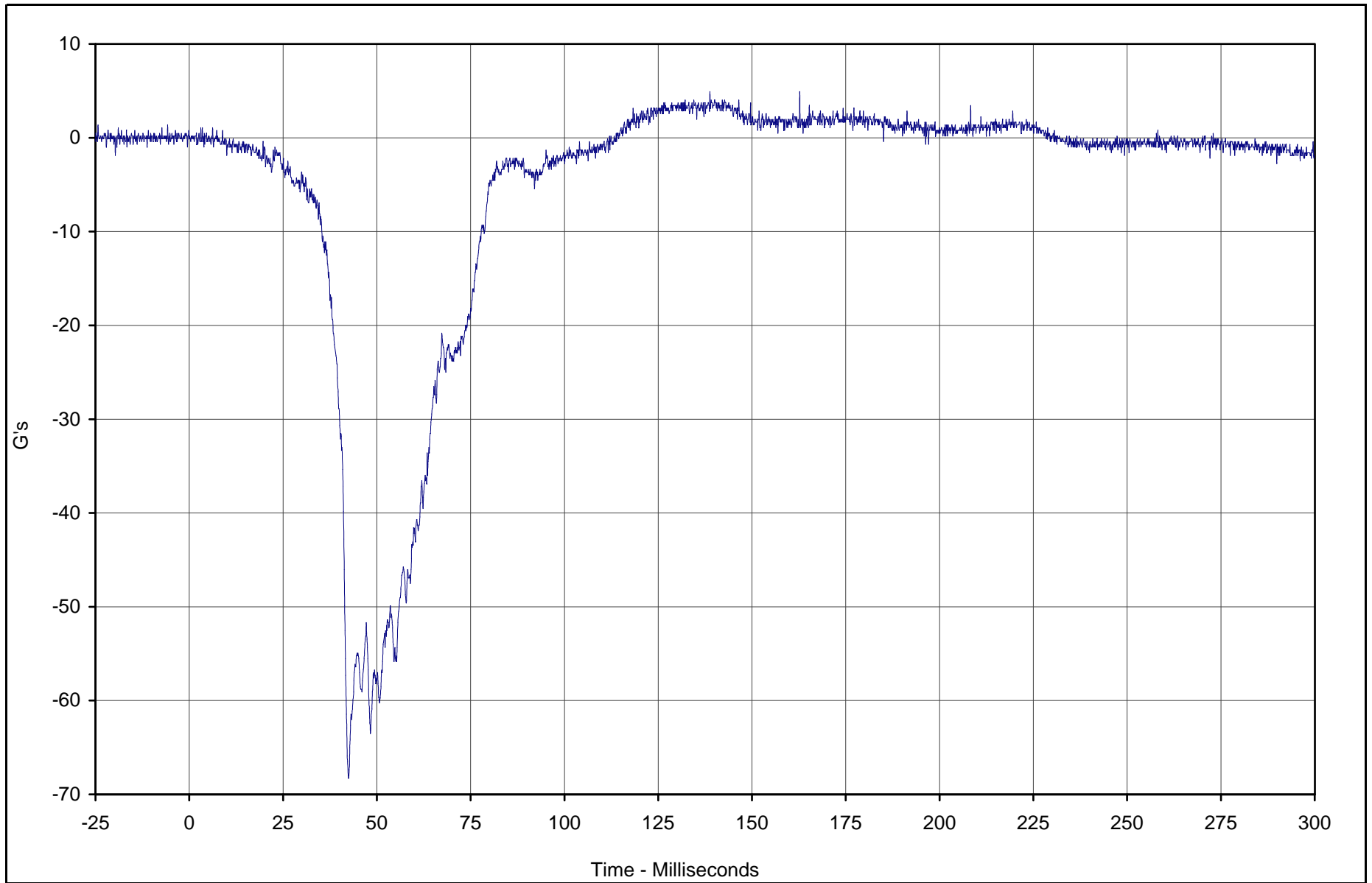
Test Vehicle: 2002 Isuzu Axiom 4WD SUV

Test Date: 6/6/02

Test Program: 2002 NHTSA 35mph NCAP

NHTSA No.: M20506

B-34



Curve Description	CURNO	Type	Units	Max	Time	Min	Time	SAE Class
Driver Pelvis X	020	FIL	G's	4.9	138.8	-68.3	42.4	1000



Test Vehicle: 2002 Isuzu Axiom 4WD SUV

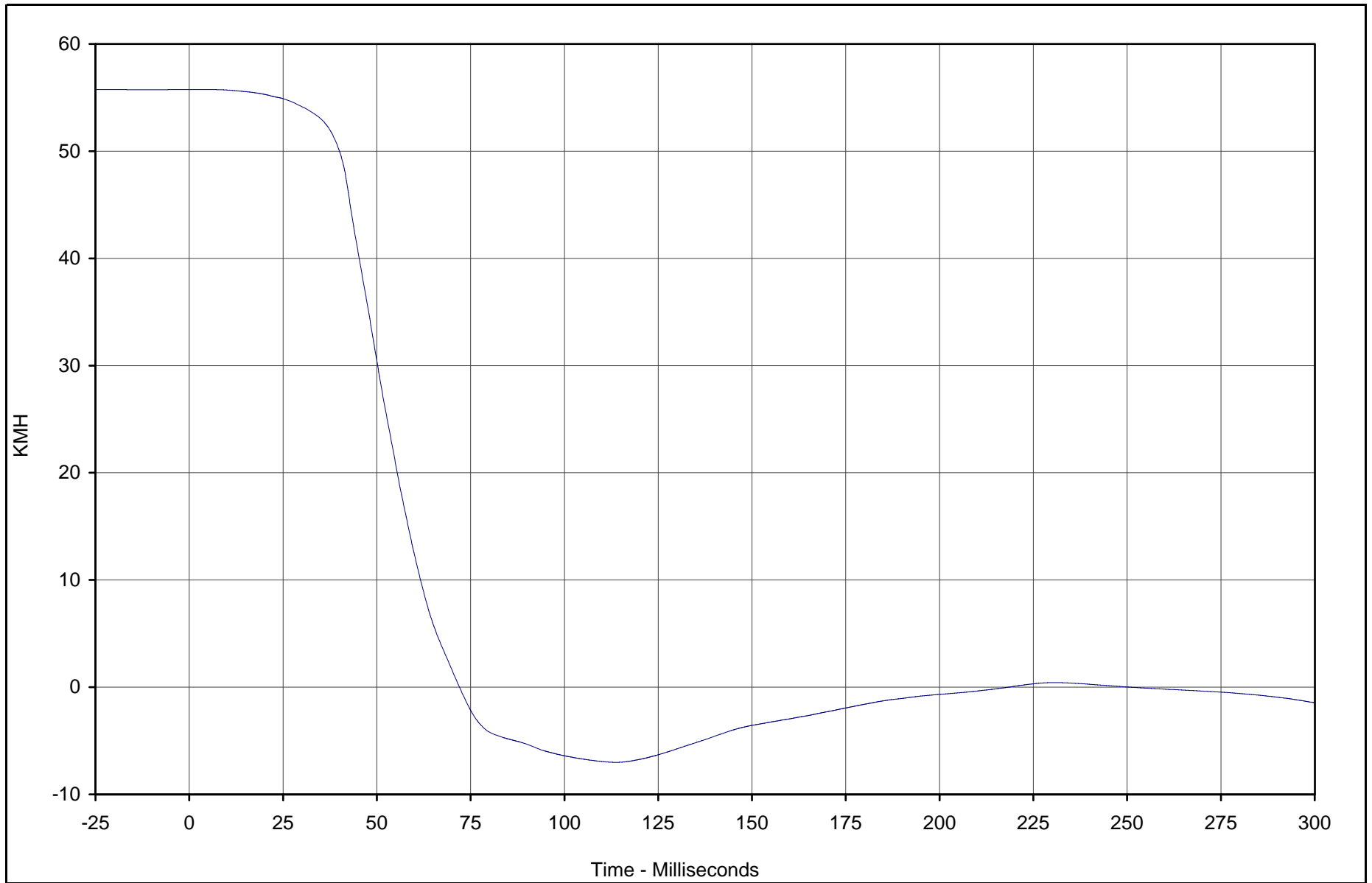
Test Date: 6/6/02

Test Program: 2002 NHTSA 35mph NCAP

NHTSA No.: M20506

KAR22001-16

B-35



Curve Description	CURNO	Type	Units	Max	Time	Min	Time	SAE Class
Driver Pelvis X Velocity	020	IN1	KMH	55.8	1.2	-7.0	113.8	180



Test Vehicle: 2002 Isuzu Axiom 4WD SUV

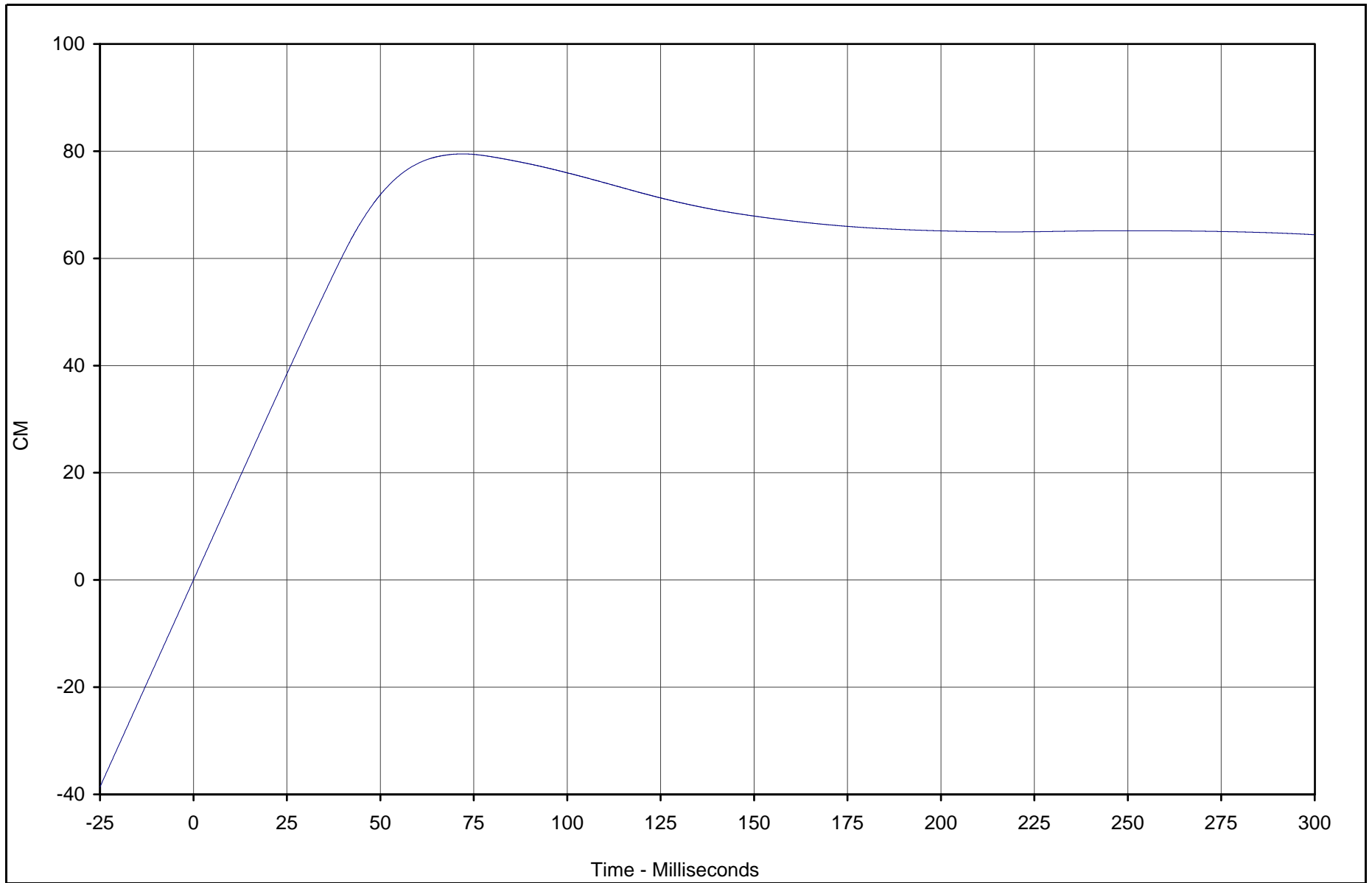
Test Date: 6/6/02

Test Program: 2002 NHTSA 35mph NCAP

NHTSA No.: M20506

KAR22001-16

B-36



Curve Description	CURNO	Type	Units	Max	Time	Min	Time	SAE Class
Driver Pelvis X Displ.	020	IN2	CM	79.5	72.0	0.0	0.0	180



Test Vehicle: 2002 Isuzu Axiom 4WD SUV

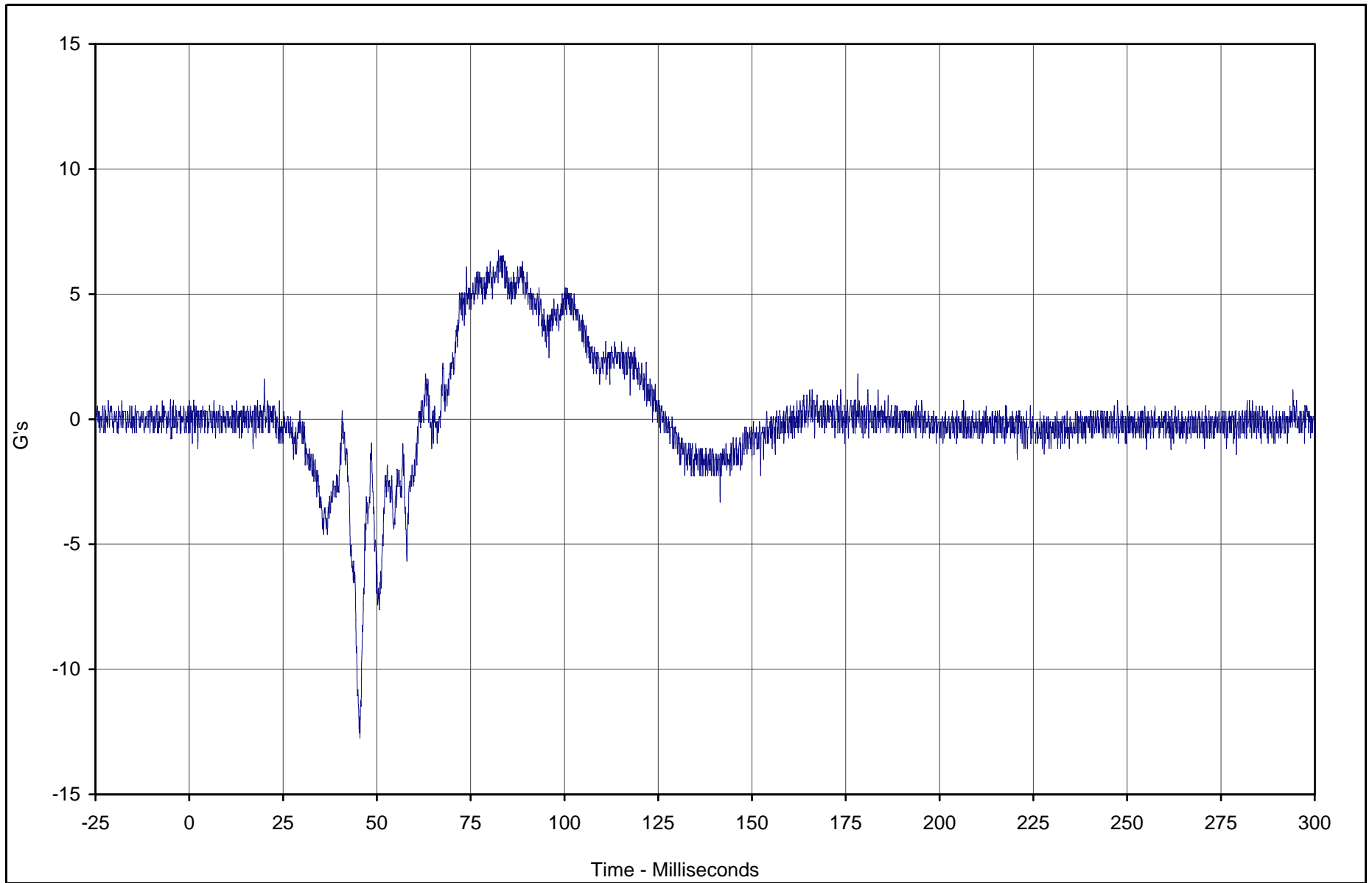
Test Date: 6/6/02

Test Program: 2002 NHTSA 35mph NCAP

NHTSA No.: M20506

KAR22001-16

B-37



Curve Description	CURNO	Type	Units	Max	Time	Min	Time	SAE Class
Driver Pelvis Y	021	FIL	G's	6.7	82.4	-12.7	45.5	1000



Test Vehicle: 2002 Isuzu Axiom 4WD SUV

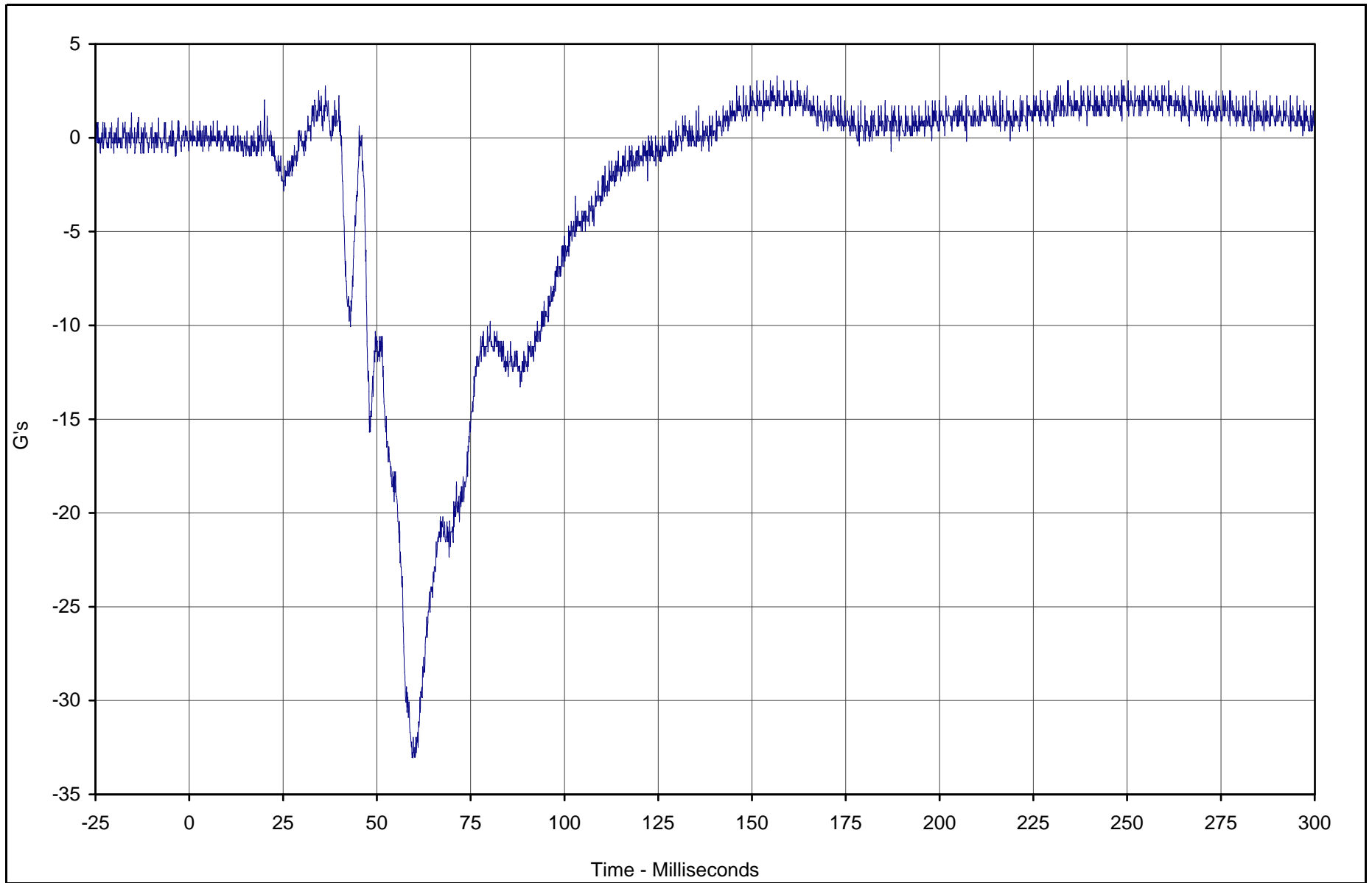
Test Date: 6/6/02

Test Program: 2002 NHTSA 35mph NCAP

NHTSA No.: M20506

KAR22001-16

B-38



Curve Description	CURNO	Type	Units	Max	Time	Min	Time	SAE Class
Driver Pelvis Z	022	FIL	G's	3.3	156.7	-33.0	59.4	1000



Test Vehicle: 2002 Isuzu Axiom 4WD SUV

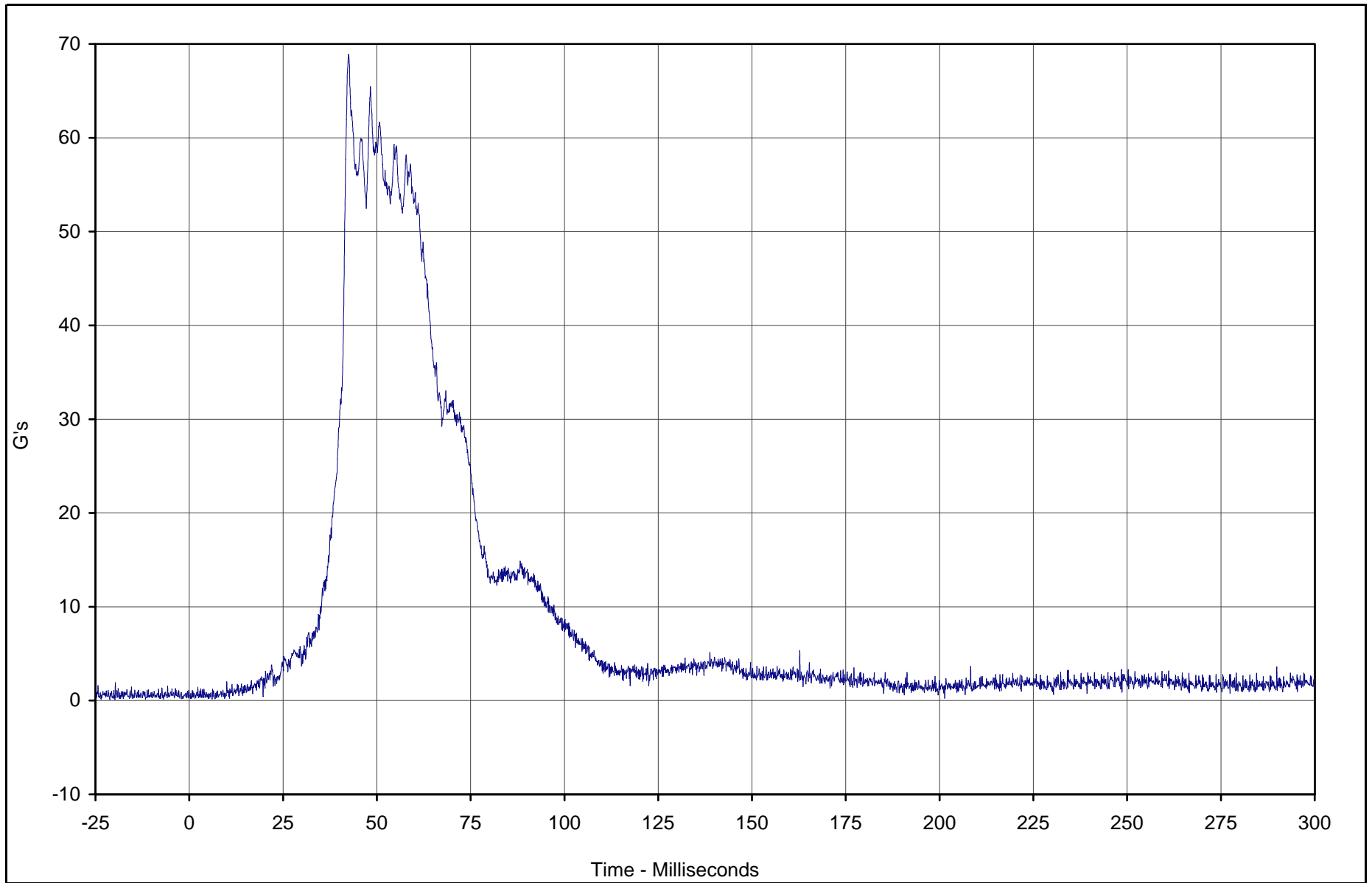
Test Date: 6/6/02

Test Program: 2002 NHTSA 35mph NCAP

NHTSA No.: M20506

KAR22001-16

B-39



Curve Description	CURNO	Type	Units	Max	Time	Min	Time	SAE Class
Driver Pelvis Resultant	023	RES	G's	68.9	42.5	0.2	6.1	1000



Test Vehicle: 2002 Isuzu Axiom 4WD SUV

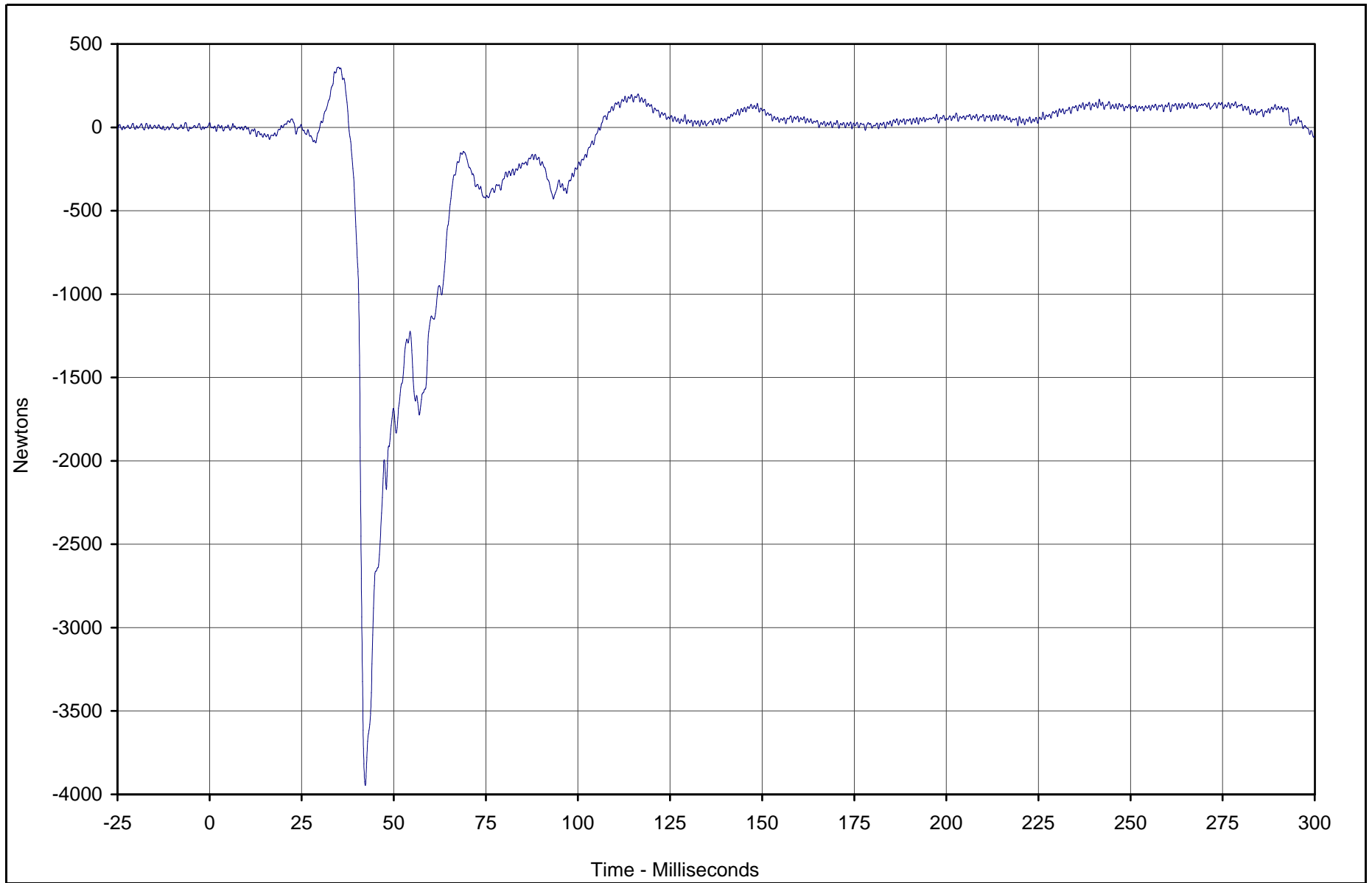
Test Date: 6/6/02

Test Program: 2002 NHTSA 35mph NCAP

NHTSA No.: M20506

KAR22001-16

B-40



Curve Description	CURNO	Type	Units	Max	Time	Min	Time	SAE Class
Driver Left Femur Force	023	FIL	Newtons	361.3	35.0	-3945.3	42.3	600



Test Vehicle: 2002 Isuzu Axiom 4WD SUV

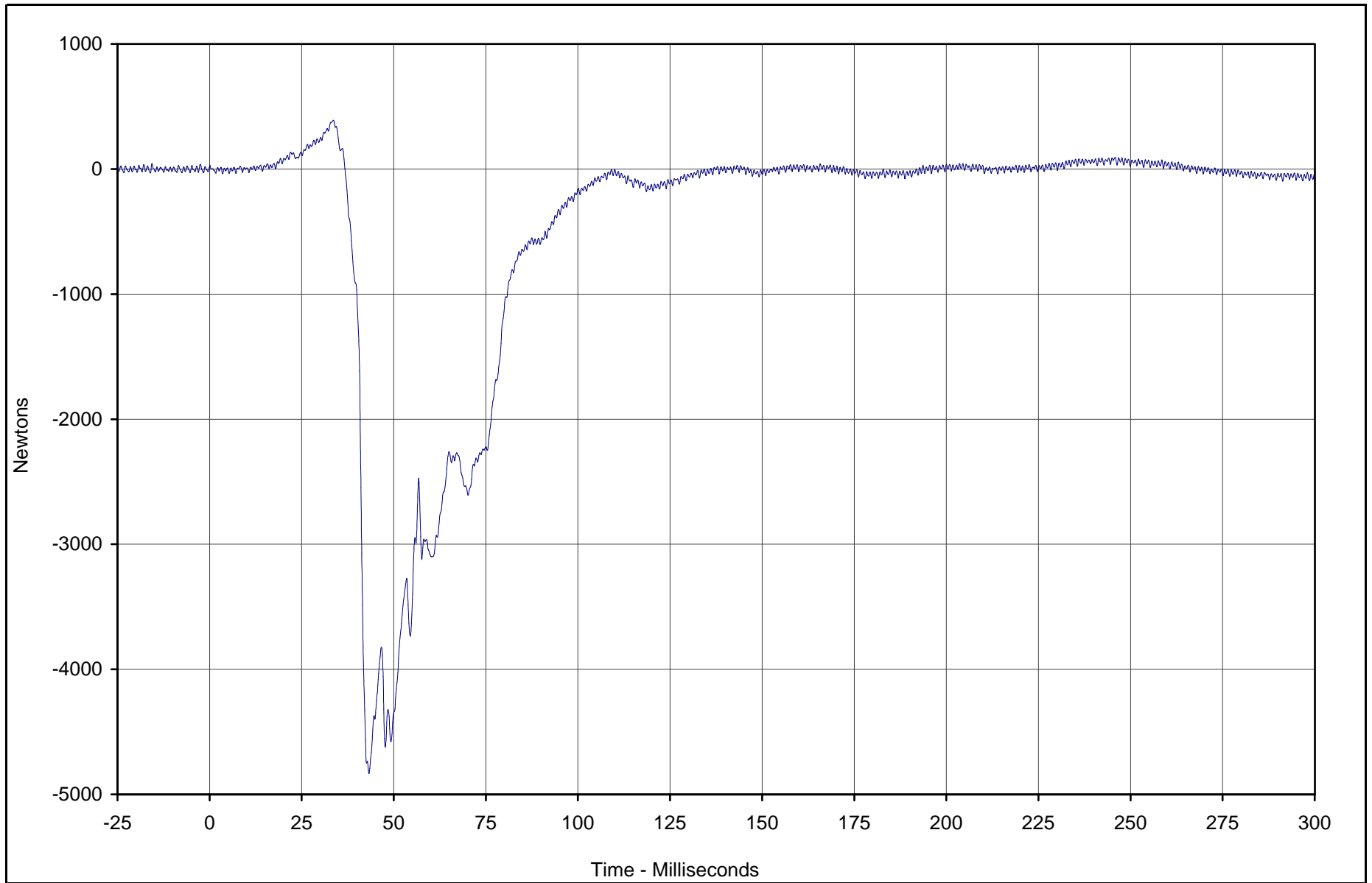
Test Date: 6/6/02

Test Program: 2002 NHTSA 35mph NCAP

NHTSA No.: M20506

KAR22001-16

B-41



Curve Description	CURNO	Type	Units	Max	Time	Min	Time	SAE Class
Driver Right Femur Force	024	FIL	Newtons	391.1	33.6	-4835.5	43.3	600



Test Vehicle: 2002 Isuzu Axiom 4WD SUV

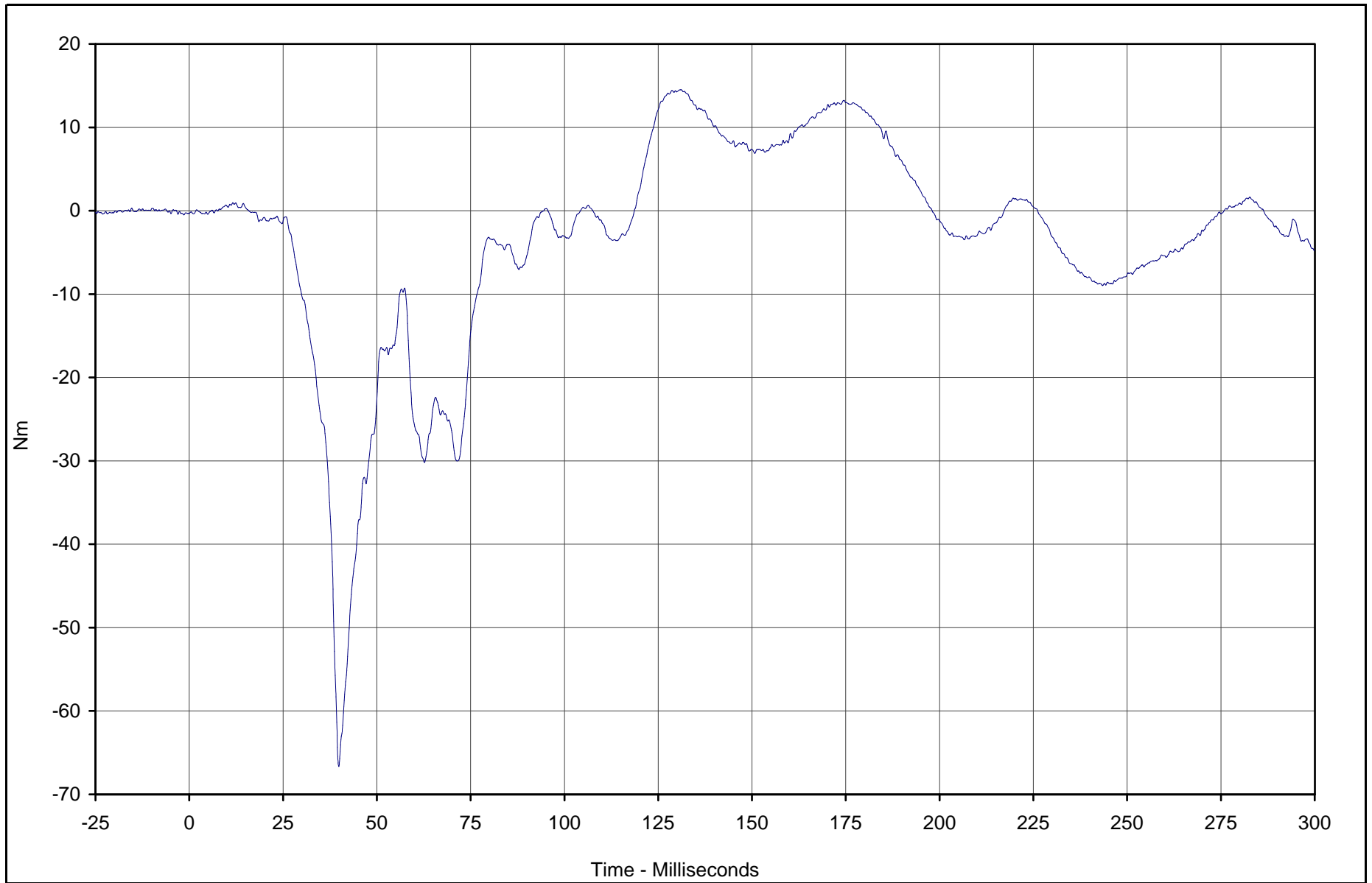
Test Date: 6/6/02

Test Program: 2002 NHTSA 35mph NCAP

NHTSA No.: M20506

KAR22001-16

B-42



KAR22001-16

Curve Description	CURNO	Type	Units	Max	Time	Min	Time	SAE Class
Driver Left Upper Tibia Moment X	025	FIL	Nm	14.5	131.0	-66.7	39.9	600



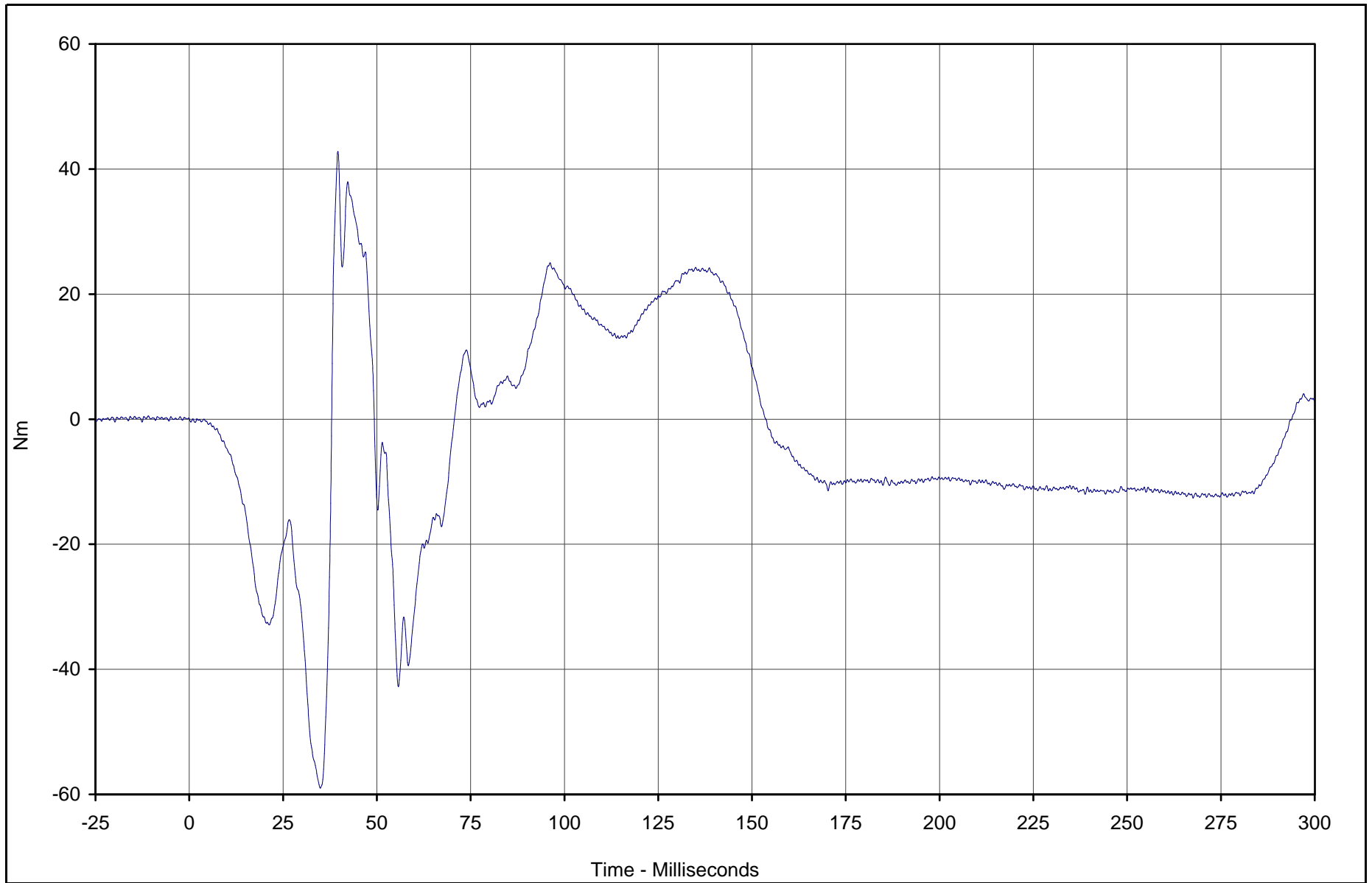
Test Vehicle: 2002 Isuzu Axiom 4WD SUV

Test Date: 6/6/02

Test Program: 2002 NHTSA 35mph NCAP

NHTSA No.: M20506

B-43



Curve Description	CURNO	Type	Units	Max	Time	Min	Time	SAE Class
Driver Left Upper Tibia Moment Y	026	FIL	Nm	42.8	39.6	-59.0	34.9	600



Test Vehicle: 2002 Isuzu Axiom 4WD SUV

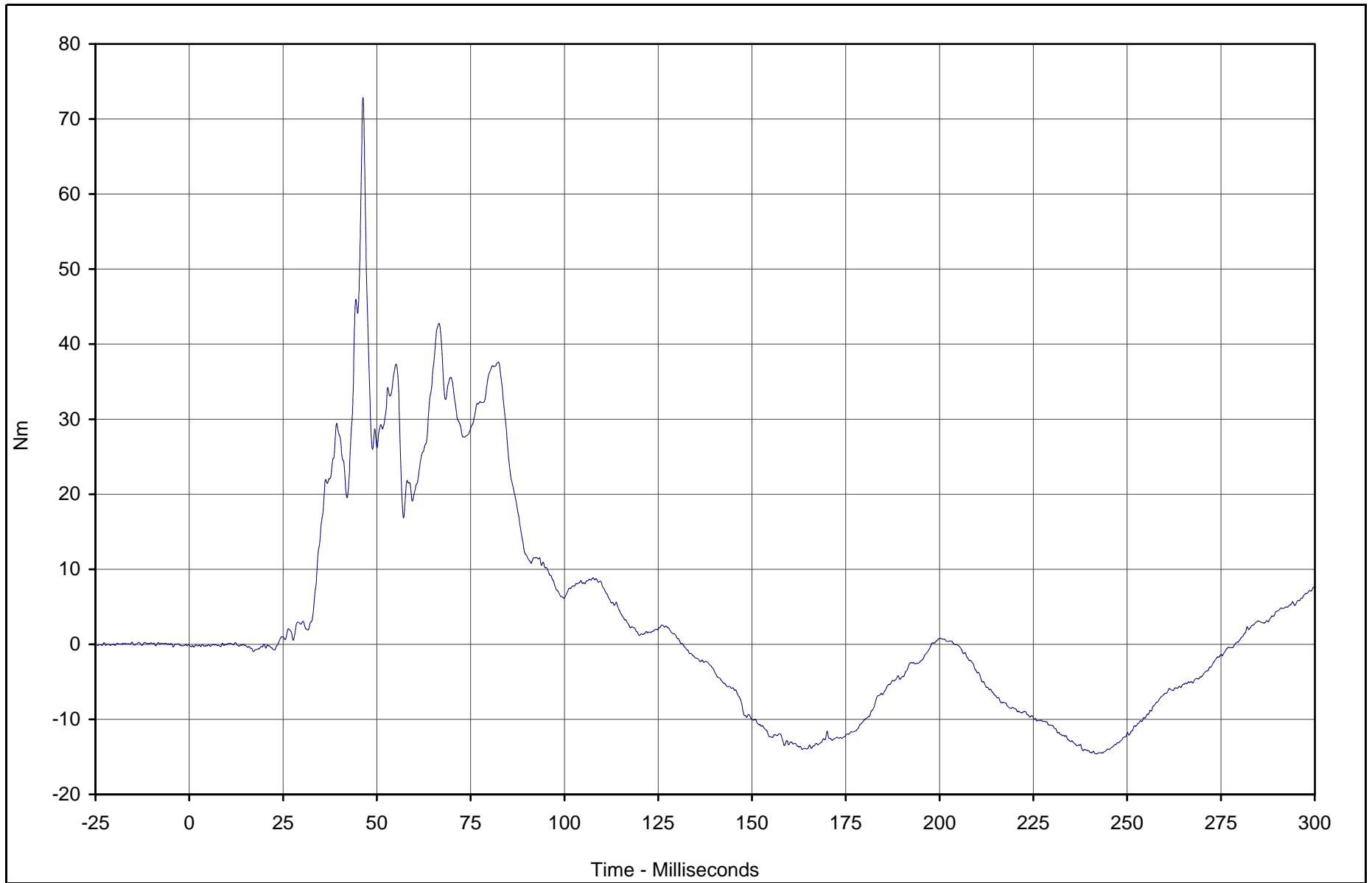
Test Date: 6/6/02

Test Program: 2002 NHTSA 35mph NCAP

NHTSA No.: M20506

KAR22001-16

B-44



Curve Description	CURNO	Type	Units	Max	Time	Min	Time	SAE Class
Driver Right Upper Tibia Moment X	027	FIL	Nm	72.9	46.3	-14.6	241.9	600



Test Vehicle: 2002 Isuzu Axiom 4WD SUV

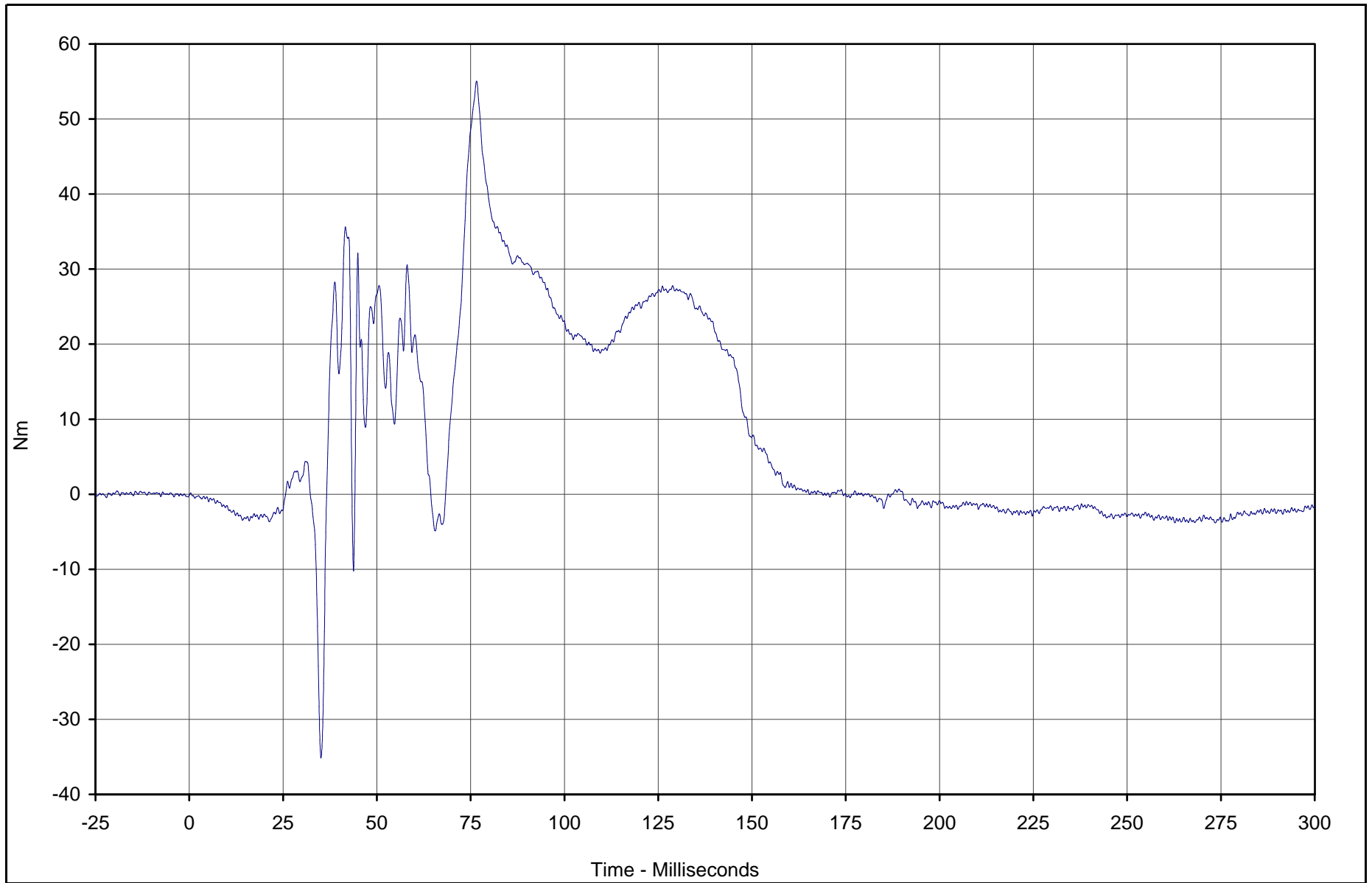
Test Date: 6/6/02

Test Program: 2002 NHTSA 35mph NCAP

NHTSA No.: M20506

KAR22001-16

B-45



Curve Description	CURNO	Type	Units	Max	Time	Min	Time	SAE Class
Driver Right Upper Tibia Moment Y	028	FIL	Nm	55.1	76.6	-35.2	35.1	600



Test Vehicle: 2002 Isuzu Axiom 4WD SUV

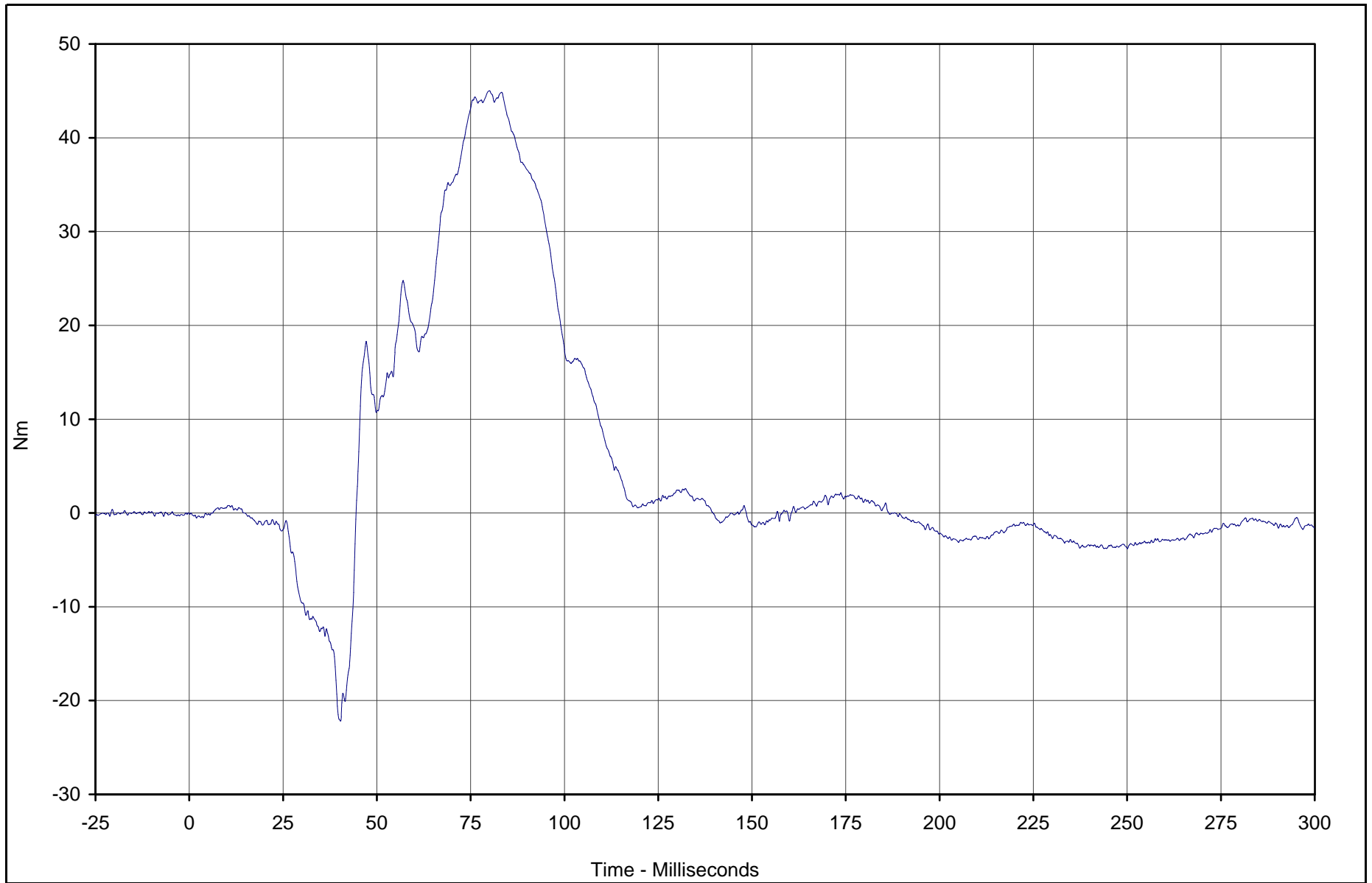
Test Date: 6/6/02

Test Program: 2002 NHTSA 35mph NCAP

NHTSA No.: M20506

KAR22001-16

B-46



Curve Description	CURNO	Type	Units	Max	Time	Min	Time	SAE Class
Driver Left Lower Tibia Moment X	029	FIL	Nm	45.0	80.0	-22.2	40.3	600



Test Vehicle: 2002 Isuzu Axiom 4WD SUV

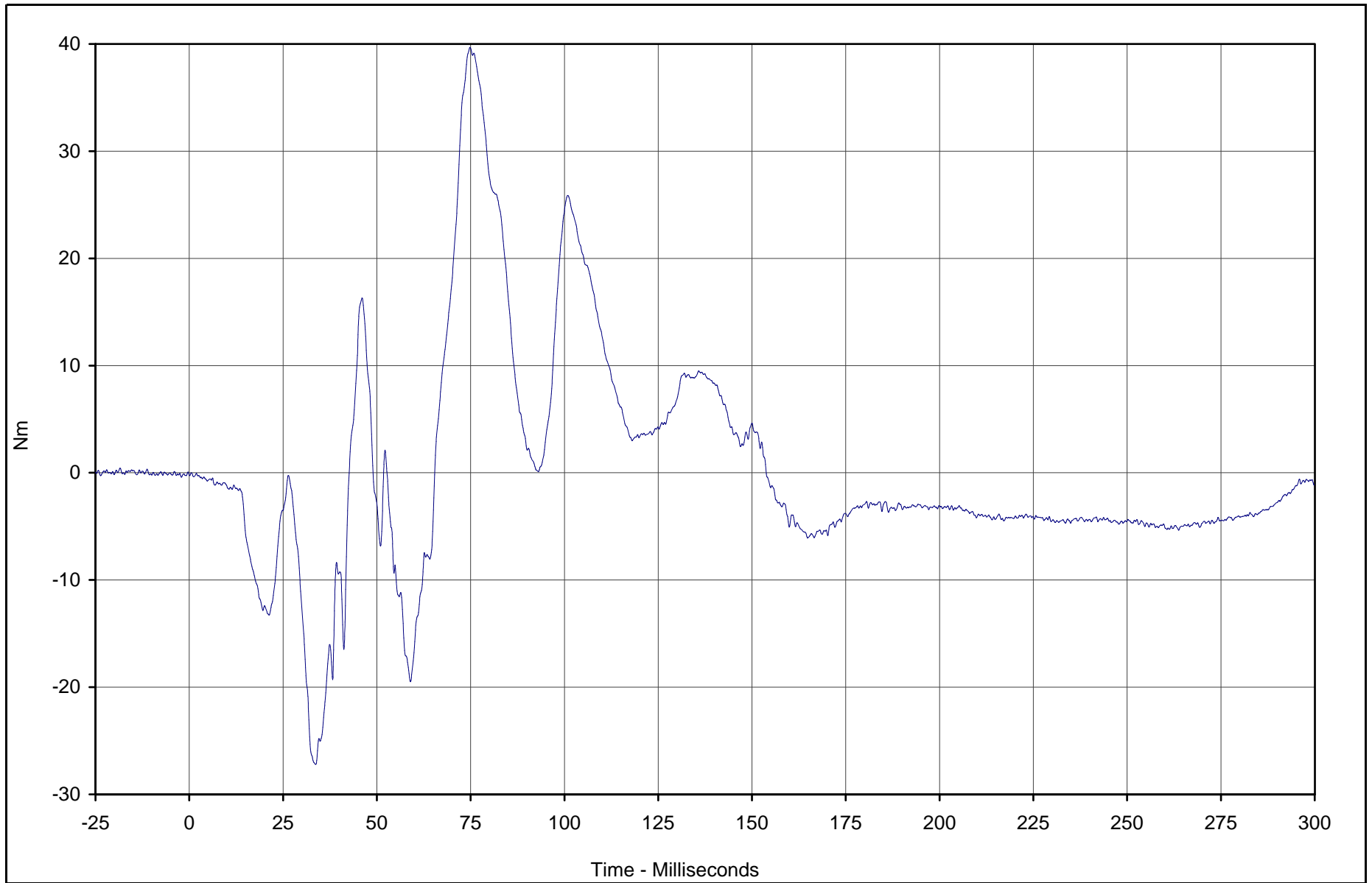
Test Date: 6/6/02

Test Program: 2002 NHTSA 35mph NCAP

NHTSA No.: M20506

KAR22001-16

B-47



Curve Description	CURNO	Type	Units	Max	Time	Min	Time	SAE Class
Driver Left Lower Tibia Moment Y	030	FIL	Nm	39.7	74.8	-27.2	33.7	600



Test Vehicle: 2002 Isuzu Axiom 4WD SUV

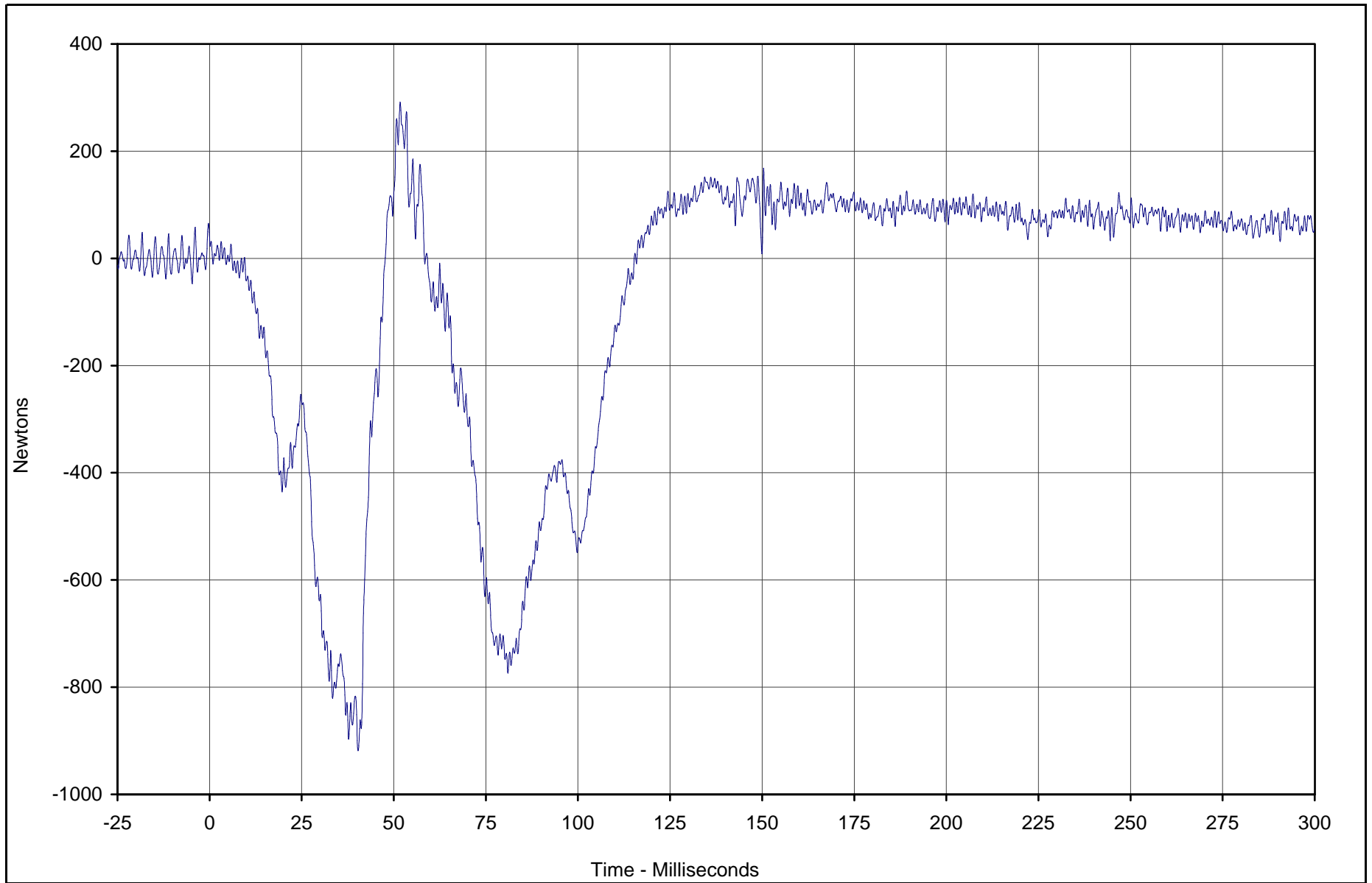
Test Date: 6/6/02

Test Program: 2002 NHTSA 35mph NCAP

NHTSA No.: M20506

KAR22001-16

B-48



Curve Description	CURNO	Type	Units	Max	Time	Min	Time	SAE Class
Driver Left Lower Tibia Force Z	031	FIL	Newtons	291.5	51.7	-918.8	40.3	600



Test Vehicle: 2002 Isuzu Axiom 4WD SUV

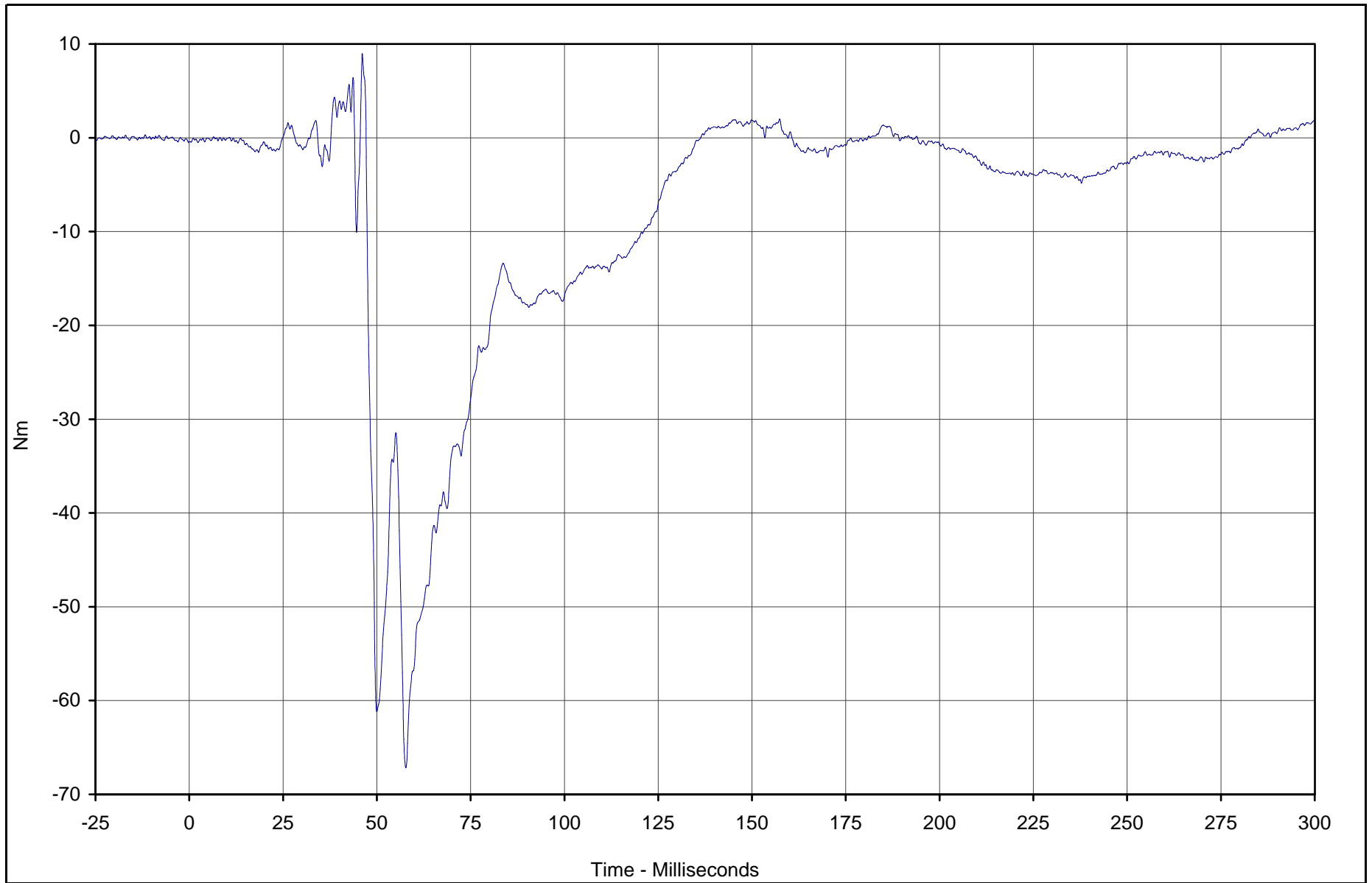
Test Date: 6/6/02

Test Program: 2002 NHTSA 35mph NCAP

NHTSA No.: M20506

KAR22001-16

B-49



Curve Description	CURNO	Type	Units	Max	Time	Min	Time	SAE Class
Driver Right Lower Tibia Moment X	032	FIL	Nm	9.0	46.1	-67.2	57.7	600



Test Vehicle: 2002 Isuzu Axiom 4WD SUV

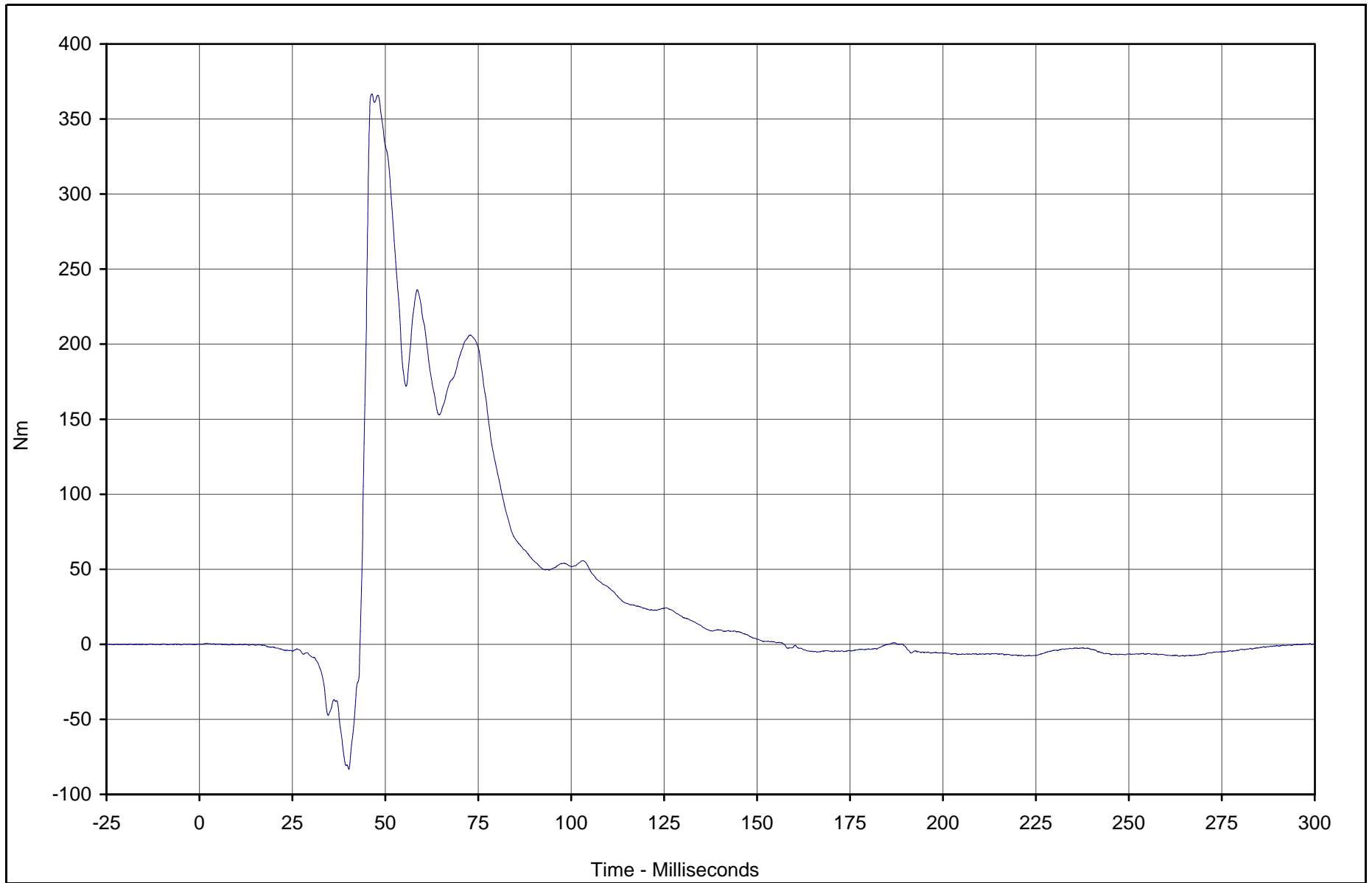
Test Date: 6/6/02

Test Program: 2002 NHTSA 35mph NCAP

NHTSA No.: M20506

KAR22001-16

B-50



KAR22001-16

Curve Description	CURNO	Type	Units	Max	Time	Min	Time	SAE Class
Driver Right Lower Tibia Moment Y	033	FIL	Nm	366.8	46.4	-83.3	40.2	600



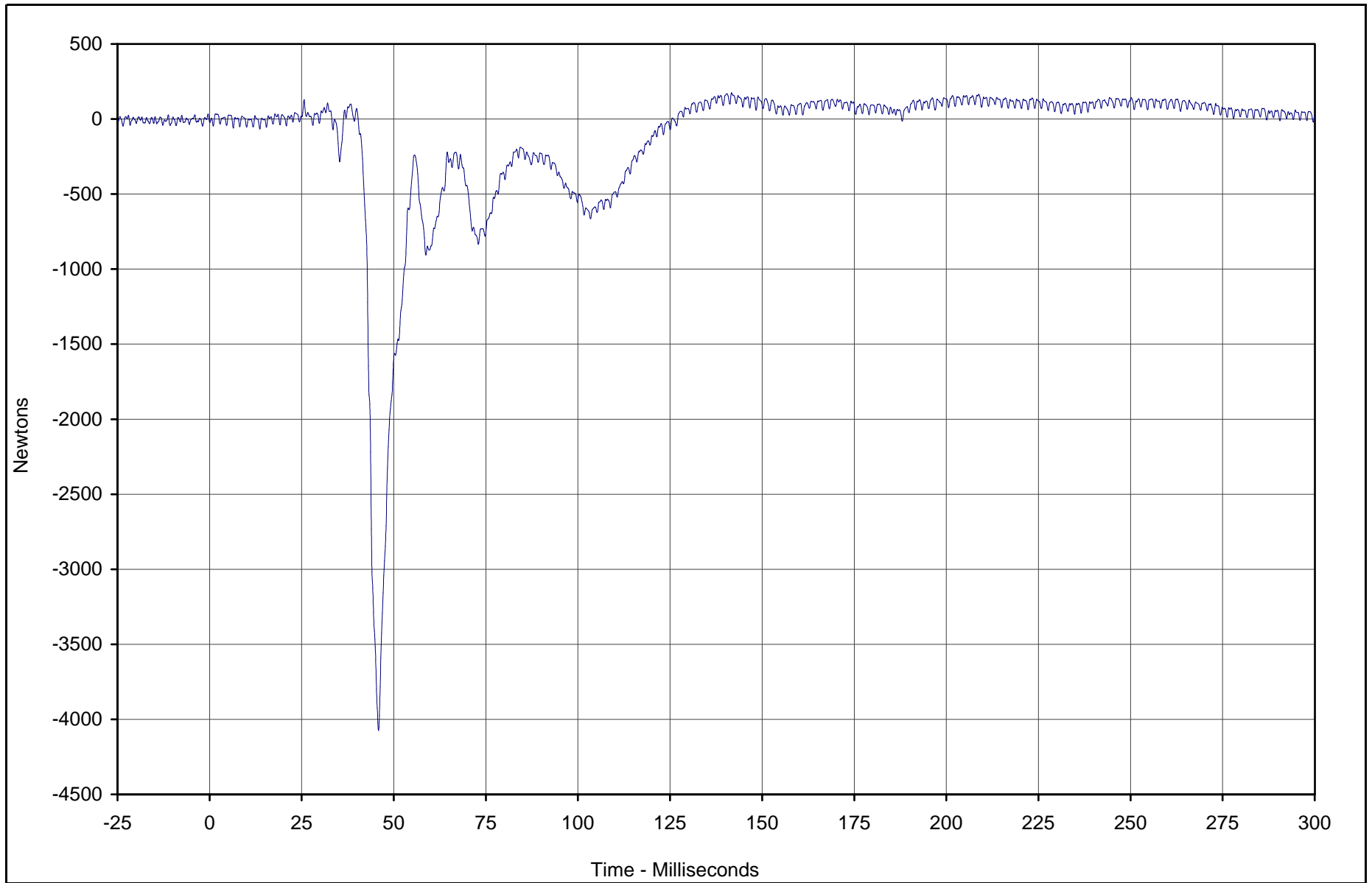
Test Vehicle: 2002 Isuzu Axiom 4WD SUV

Test Date: 6/6/02

Test Program: 2002 NHTSA 35mph NCAP

NHTSA No.: M20506

B-51



Curve Description	CURNO	Type	Units	Max	Time	Min	Time	SAE Class
Driver Right Lower Tibia Force Z	034	FIL	Newtons	175.0	141.7	-4074.3	45.9	600



Test Vehicle: 2002 Isuzu Axiom 4WD SUV

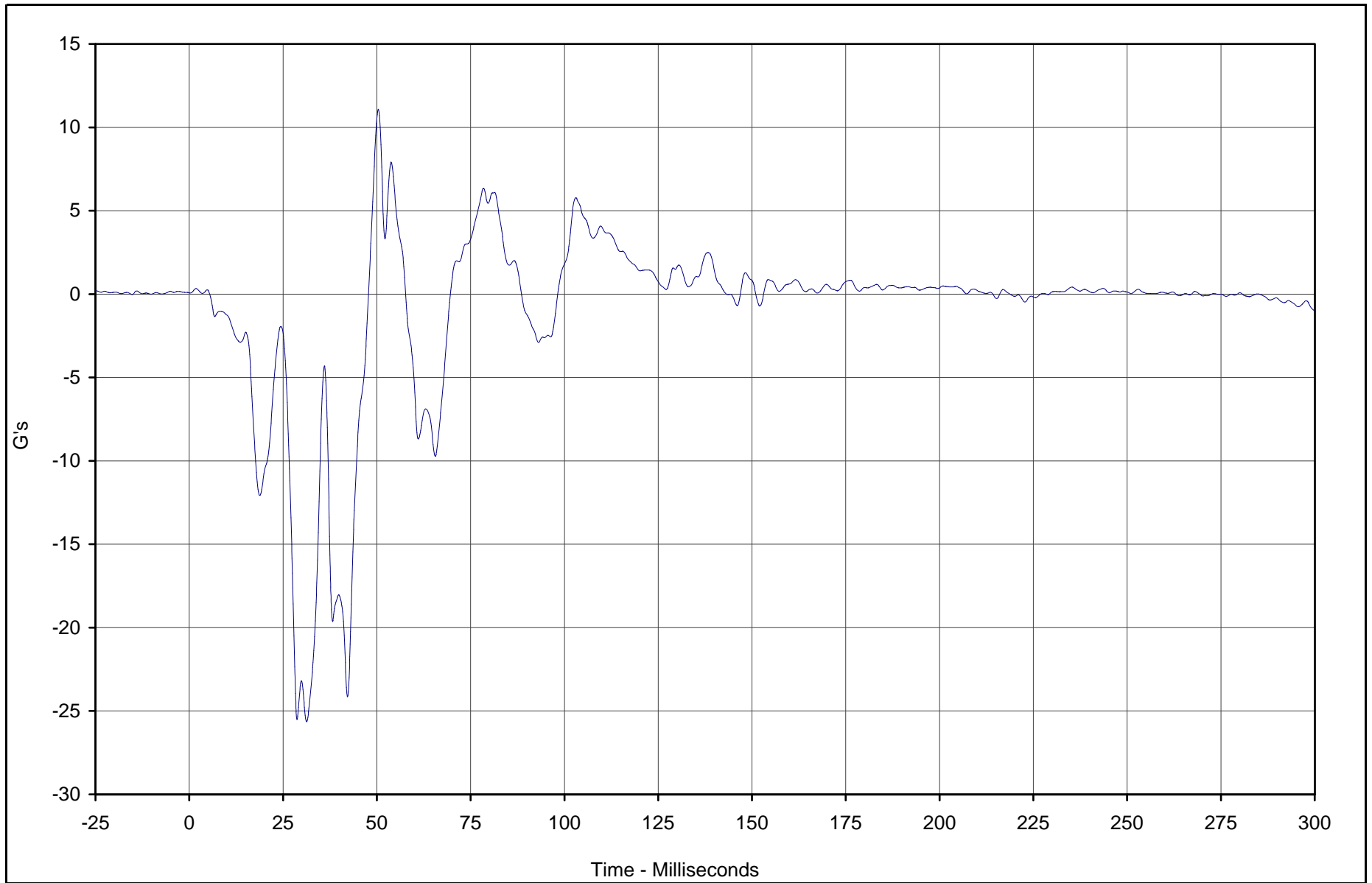
Test Date: 6/6/02

Test Program: 2002 NHTSA 35mph NCAP

NHTSA No.: M20506

KAR22001-16

B-52



Curve Description	CURNO	Type	Units	Max	Time	Min	Time	SAE Class
Driver Left Foot Aft X	035	FIL	G's	11.1	50.4	-25.6	31.3	180



Test Vehicle: 2002 Isuzu Axiom 4WD SUV

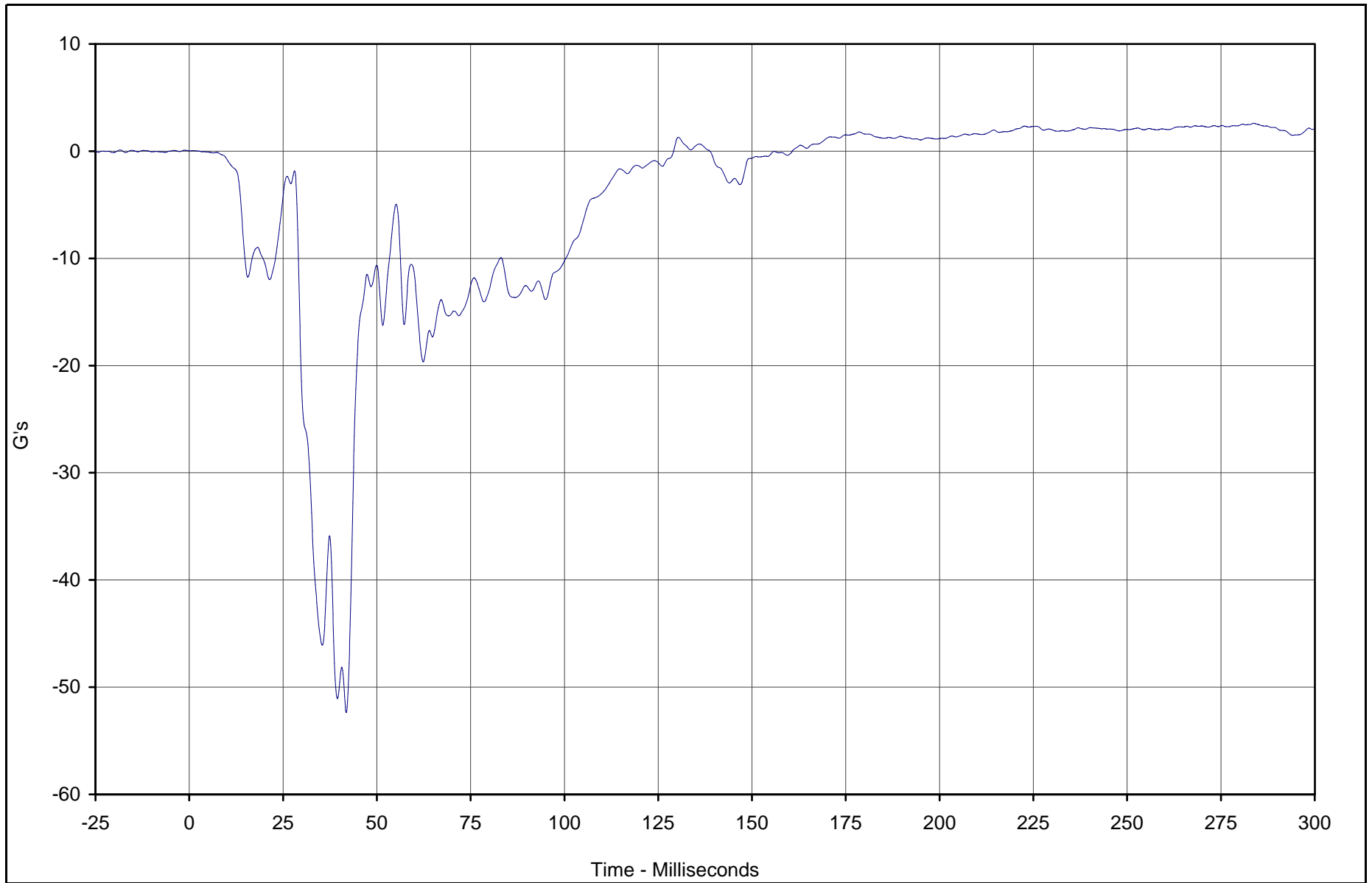
Test Date: 6/6/02

Test Program: 2002 NHTSA 35mph NCAP

NHTSA No.: M20506

KAR22001-16

B-53



Curve Description	CURNO	Type	Units	Max	Time	Min	Time	SAE Class
Driver Left Foot Aft Z	036	FIL	G's	2.6	283.7	-52.4	41.8	180



Test Vehicle: 2002 Isuzu Axiom 4WD SUV

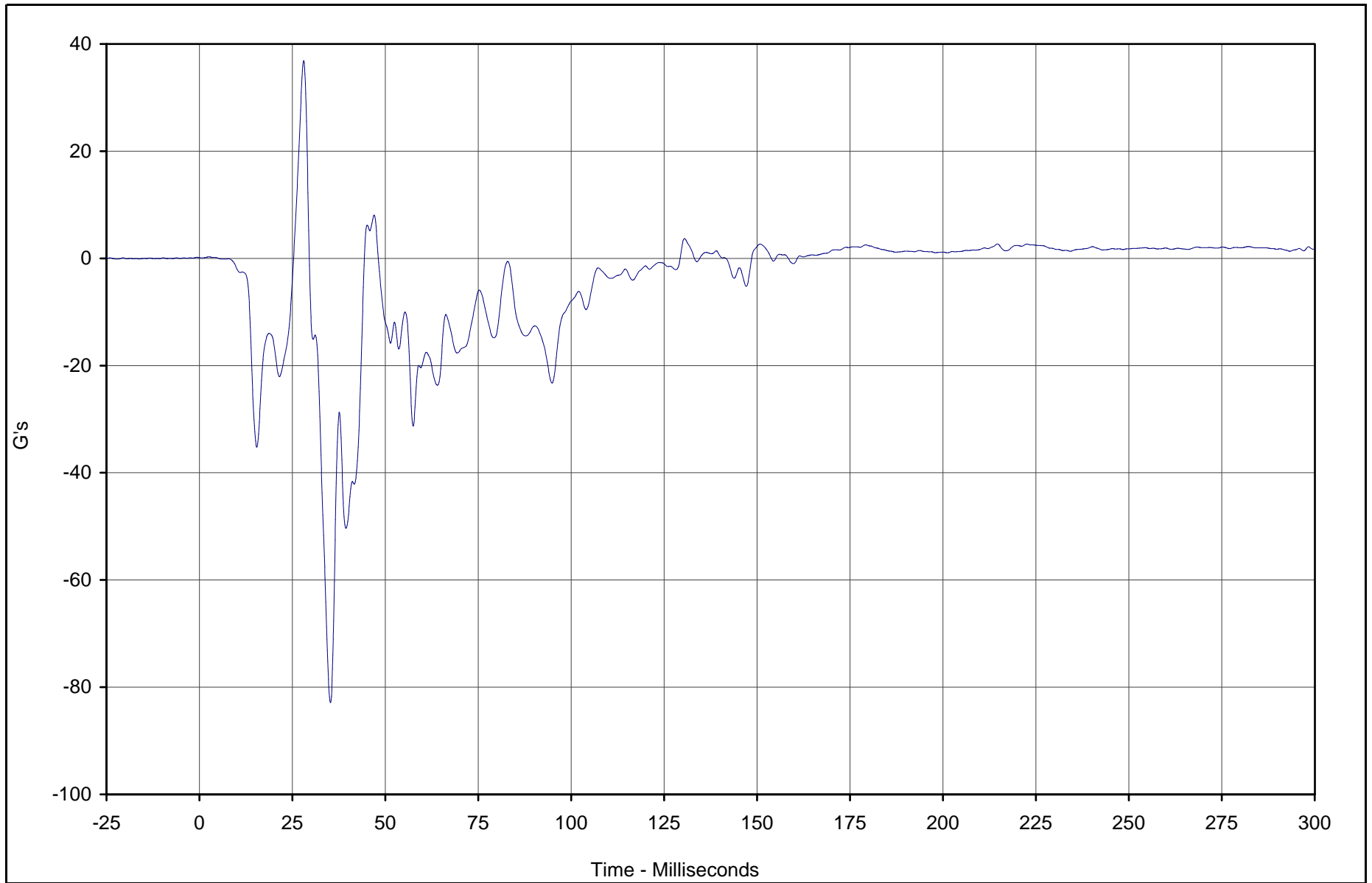
Test Date: 6/6/02

Test Program: 2002 NHTSA 35mph NCAP

NHTSA No.: M20506

KAR22001-16

B-54



KAR22001-16

Curve Description	CURNO	Type	Units	Max	Time	Min	Time	SAE Class
Driver Left Foot Fore Z	037	FIL	G's	36.9	28.0	-82.9	35.2	180



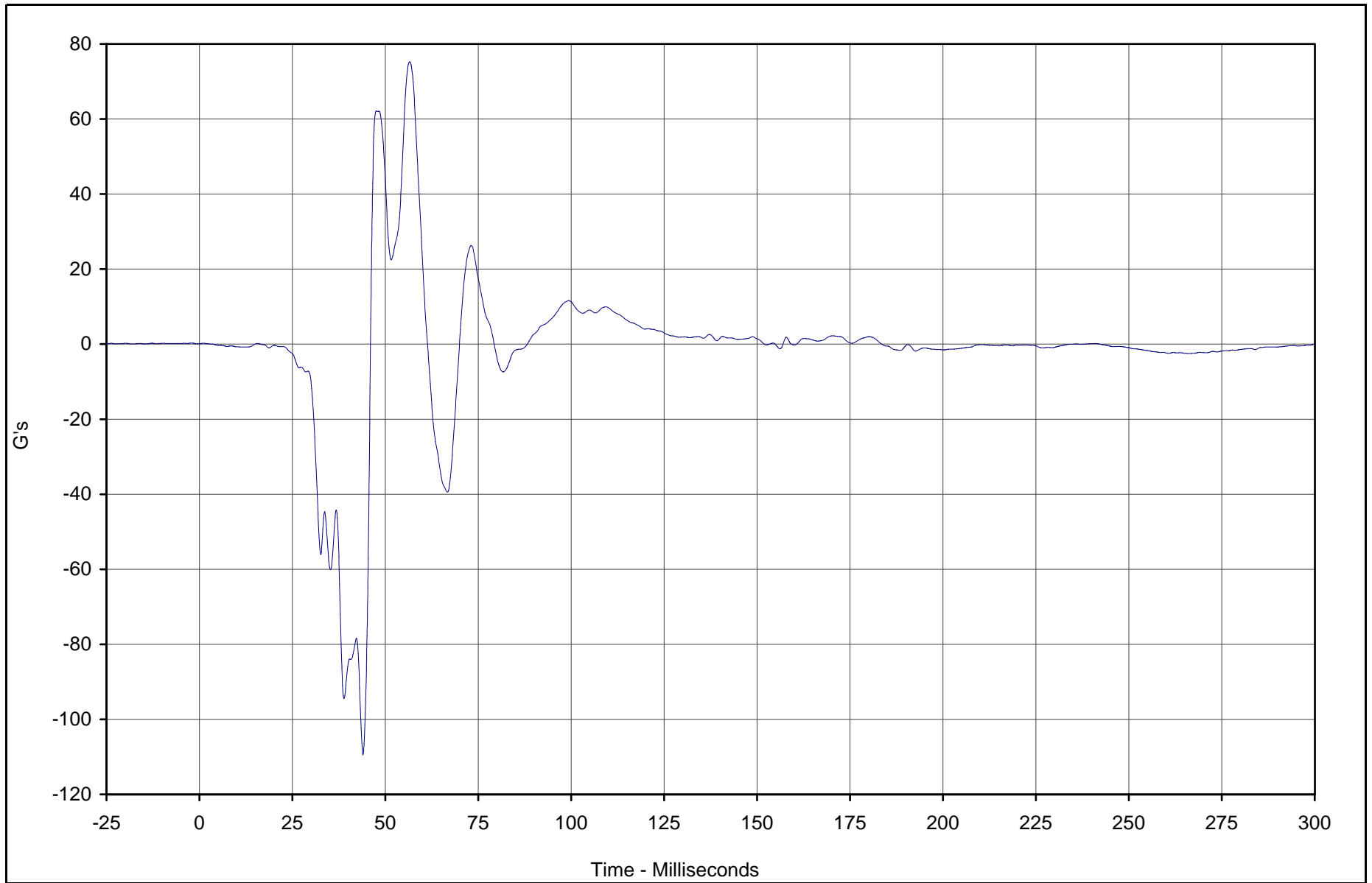
Test Vehicle: 2002 Isuzu Axiom 4WD SUV

Test Date: 6/6/02

Test Program: 2002 NHTSA 35mph NCAP

NHTSA No.: M20506

B-55



Curve Description	CURNO	Type	Units	Max	Time	Min	Time	SAE Class
Driver Right Foot Aft X	038	FIL	G's	75.2	56.6	-109.5	44.0	180



Test Vehicle: 2002 Isuzu Axiom 4WD SUV

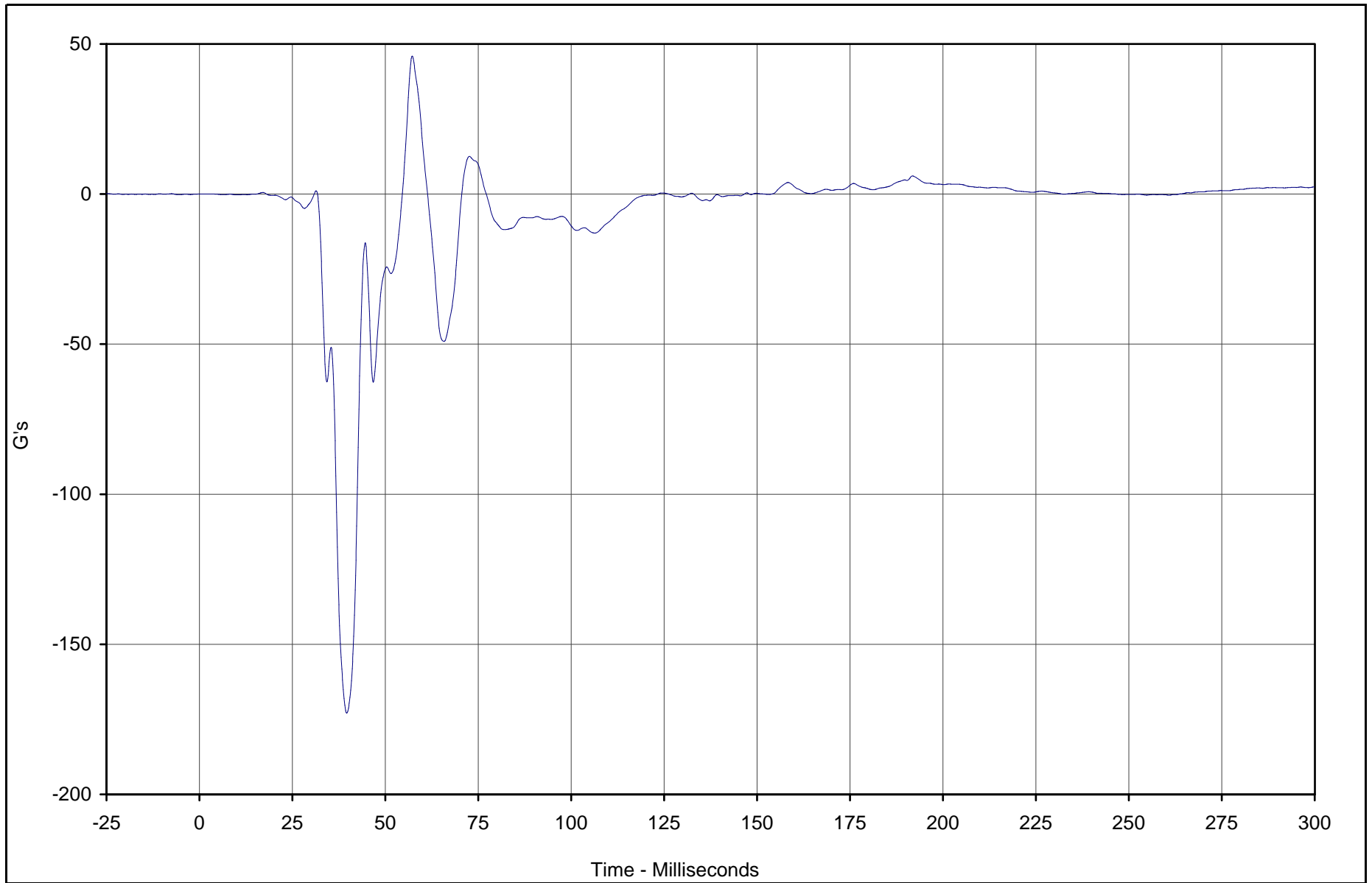
Test Date: 6/6/02

Test Program: 2002 NHTSA 35mph NCAP

NHTSA No.: M20506

KAR22001-16

B-56



Curve Description	CURNO	Type	Units	Max	Time	Min	Time	SAE Class
Driver Right Foot Aft Z	039	FIL	G's	45.9	57.2	-172.9	39.6	180



Test Vehicle: 2002 Isuzu Axiom 4WD SUV

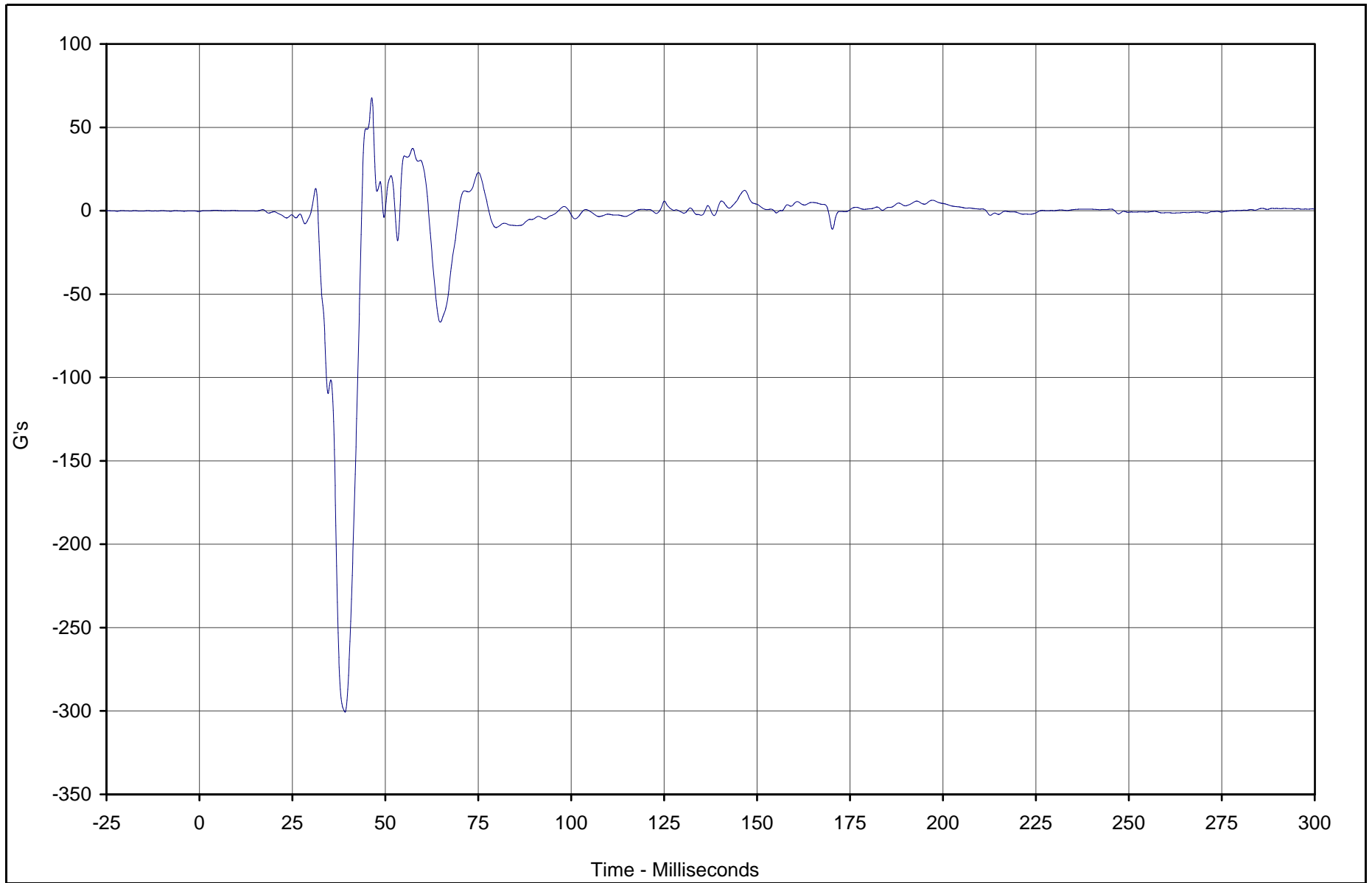
Test Date: 6/6/02

Test Program: 2002 NHTSA 35mph NCAP

NHTSA No.: M20506

KAR22001-16

B-57



KAR22001-16

Curve Description	CURNO	Type	Units	Max	Time	Min	Time	SAE Class
Driver Right Foot Fore Z	040	FIL	G's	67.6	46.3	-300.6	39.2	180



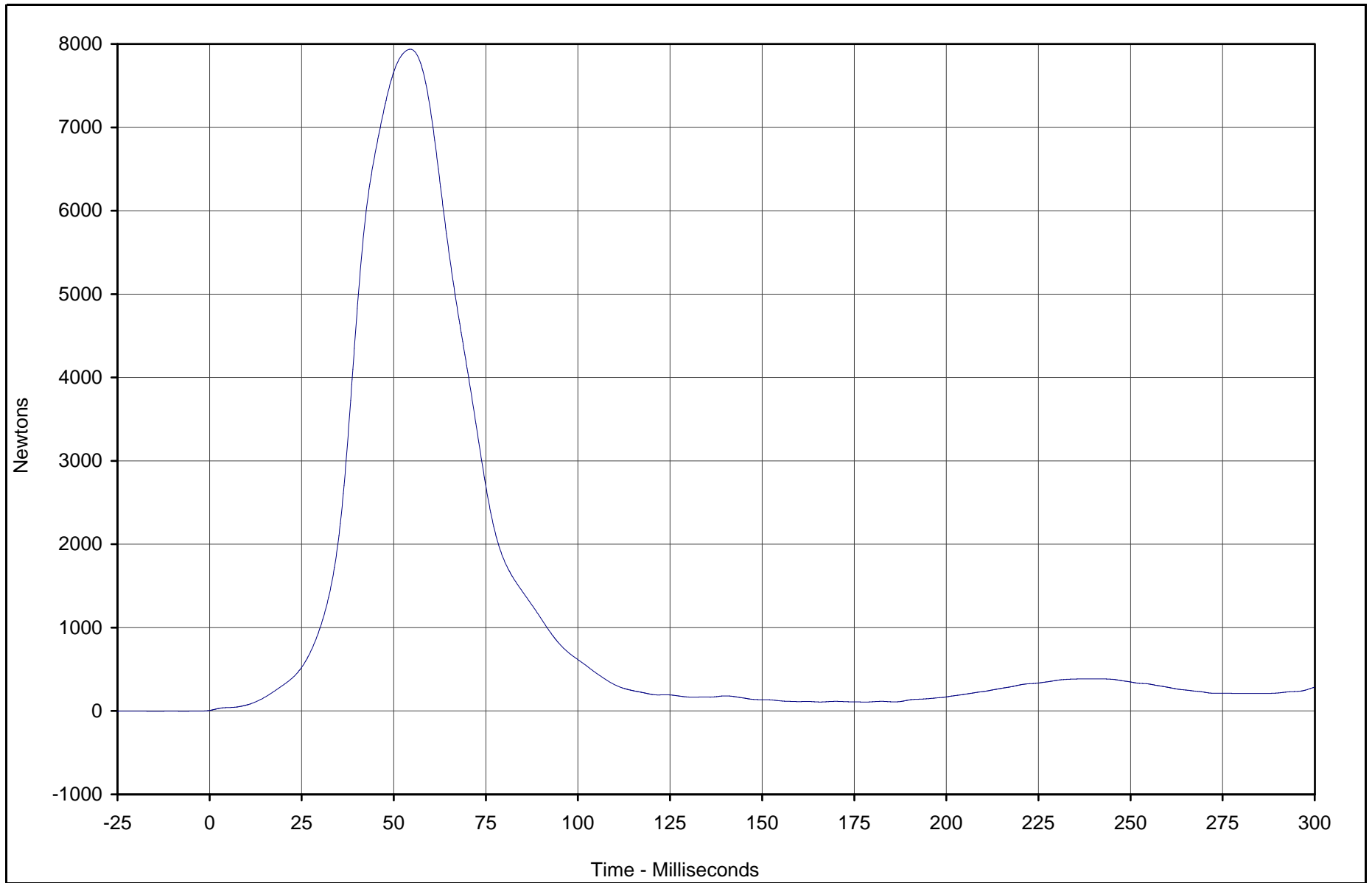
Test Vehicle: 2002 Isuzu Axiom 4WD SUV

Test Date: 6/6/02

Test Program: 2002 NHTSA 35mph NCAP

NHTSA No.: M20506

B-58



Curve Description	CURNO	Type	Units	Max	Time	Min	Time	SAE Class
Driver Lap Belt Force	041	FIL	Newtons	7936.3	54.5	6.0	0.0	60



Test Vehicle: 2002 Isuzu Axiom 4WD SUV

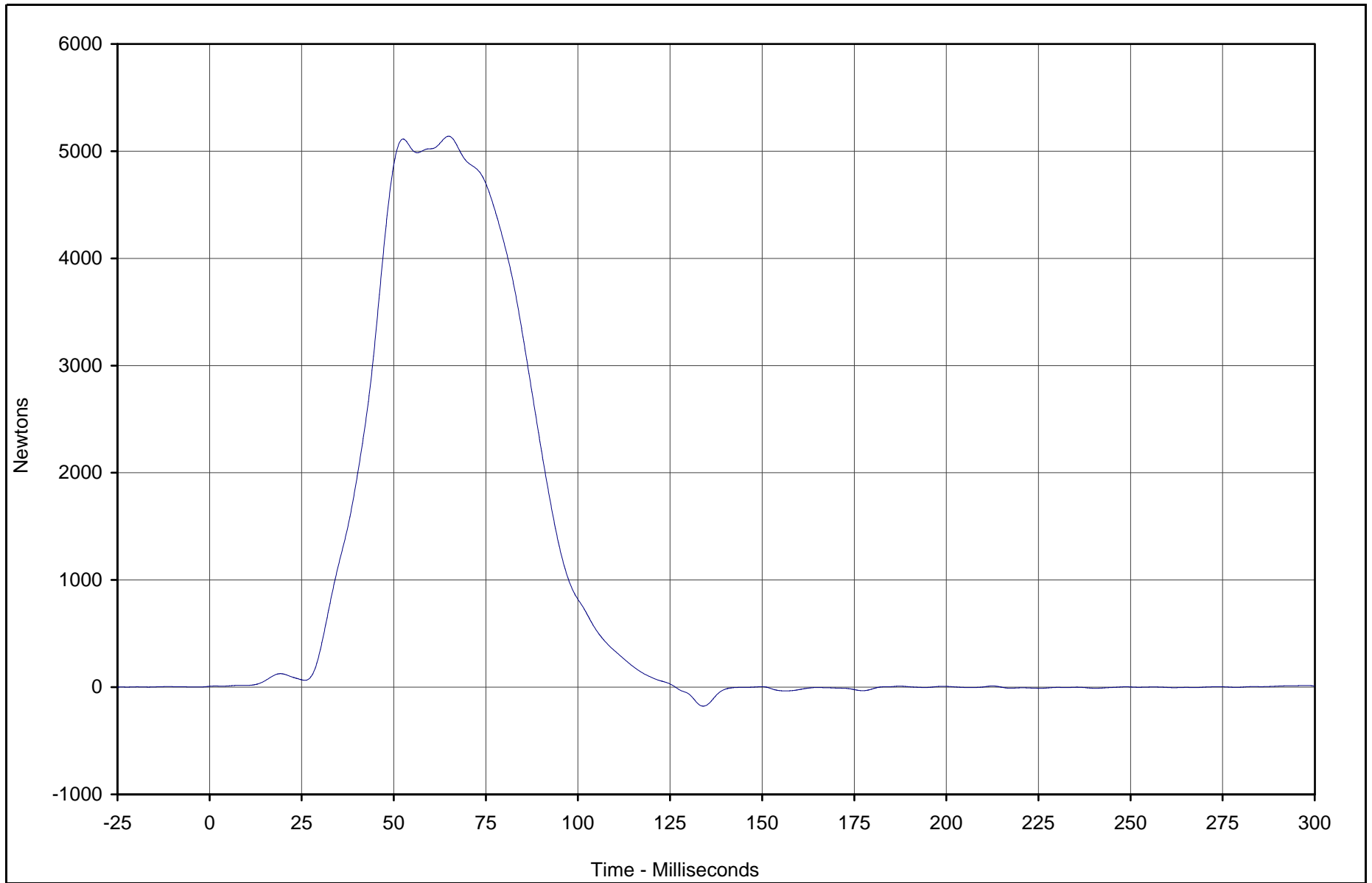
Test Date: 6/6/02

Test Program: 2002 NHTSA 35mph NCAP

NHTSA No.: M20506

KAR22001-16

B-59



Curve Description	CURNO	Type	Units	Max	Time	Min	Time	SAE Class
Driver Shoulder Belt Force	042	FIL	Newtons	5139.4	64.9	-176.9	134.0	60



Test Vehicle: 2002 Isuzu Axiom 4WD SUV

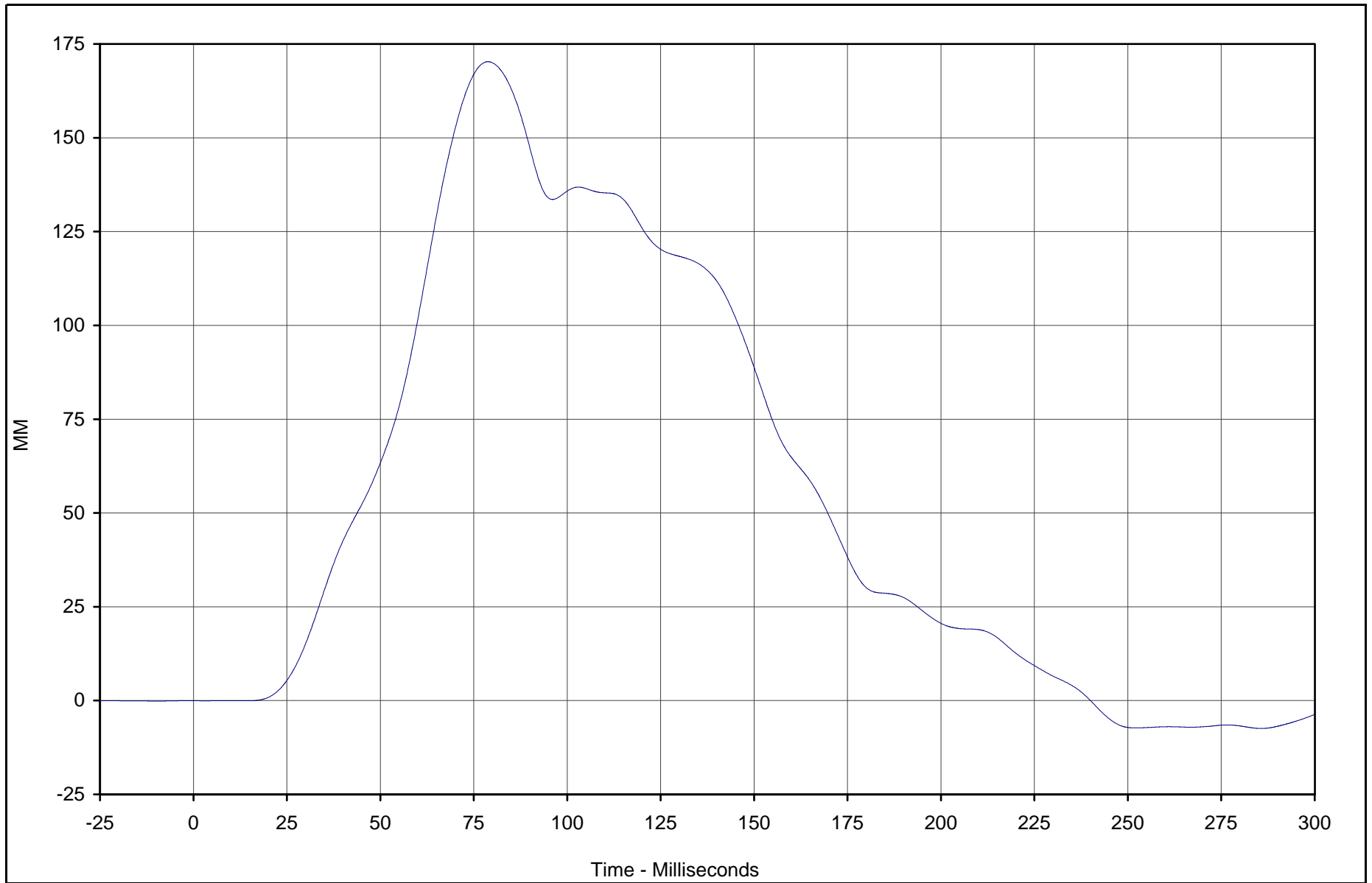
Test Date: 6/6/02

Test Program: 2002 NHTSA 35mph NCAP

NHTSA No.: M20506

KAR22001-16

B-60



Curve Description	CURNO	Type	Units	Max	Time	Min	Time	SAE Class
Driver Shoulder Belt Pullout	043	FIL	MM	170.3	78.8	-7.4	285.7	60



Test Vehicle: 2002 Isuzu Axiom 4WD SUV

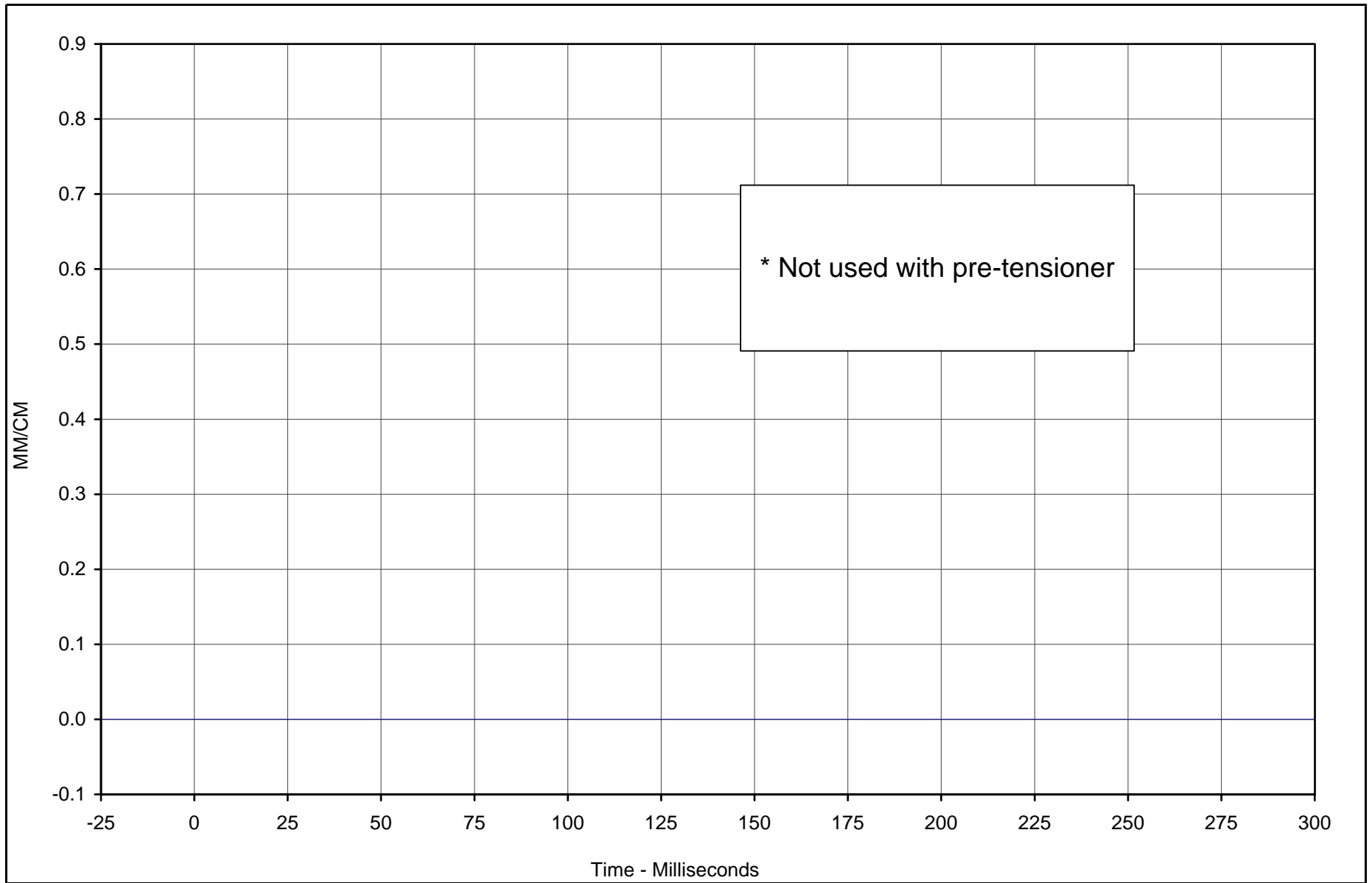
Test Date: 6/6/02

Test Program: 2002 NHTSA 35mph NCAP

NHTSA No.: M20506

KAR22001-16

B-61



* Not used with pre-tensioner

Curve Description	CURNO	Type	Units	Max	Time	Min	Time	SAE Class
Driver Shoulder Belt Elongation	044	FIL	MM/CM	0.00	0.0	0.00	0.0	60



Test Vehicle: 2002 Isuzu Axiom 4WD SUV

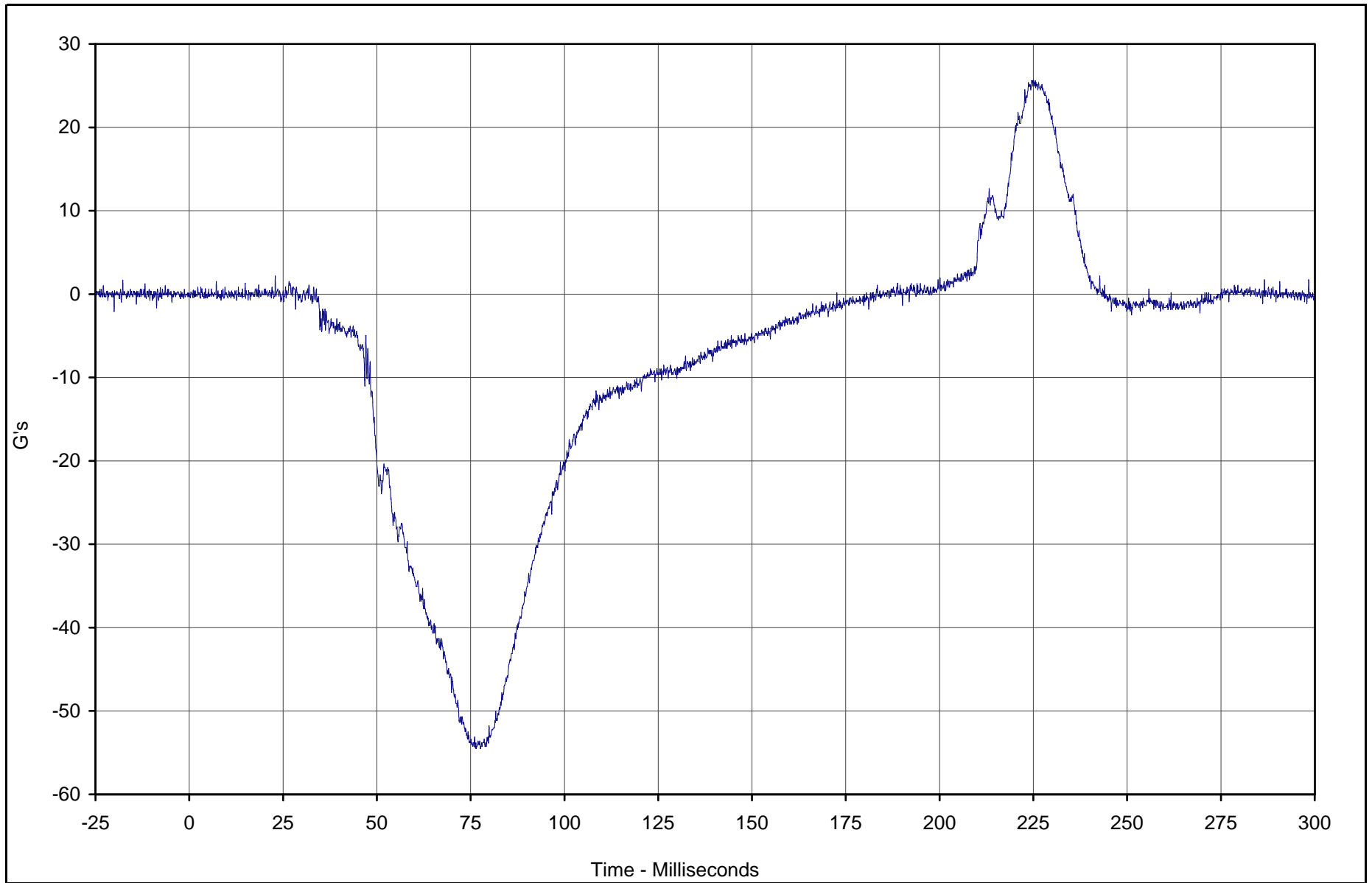
Test Date: 6/6/02

Test Program: 2002 NHTSA 35mph NCAP

NHTSA No.: M20506

KAR22001-16

B-62



Curve Description	CURNO	Type	Units	Max	Time	Min	Time	SAE Class
Passenger Head Primary X	045	FIL	G's	25.6	224.5	-54.5	76.3	1000



Test Vehicle: 2002 Isuzu Axiom 4WD SUV

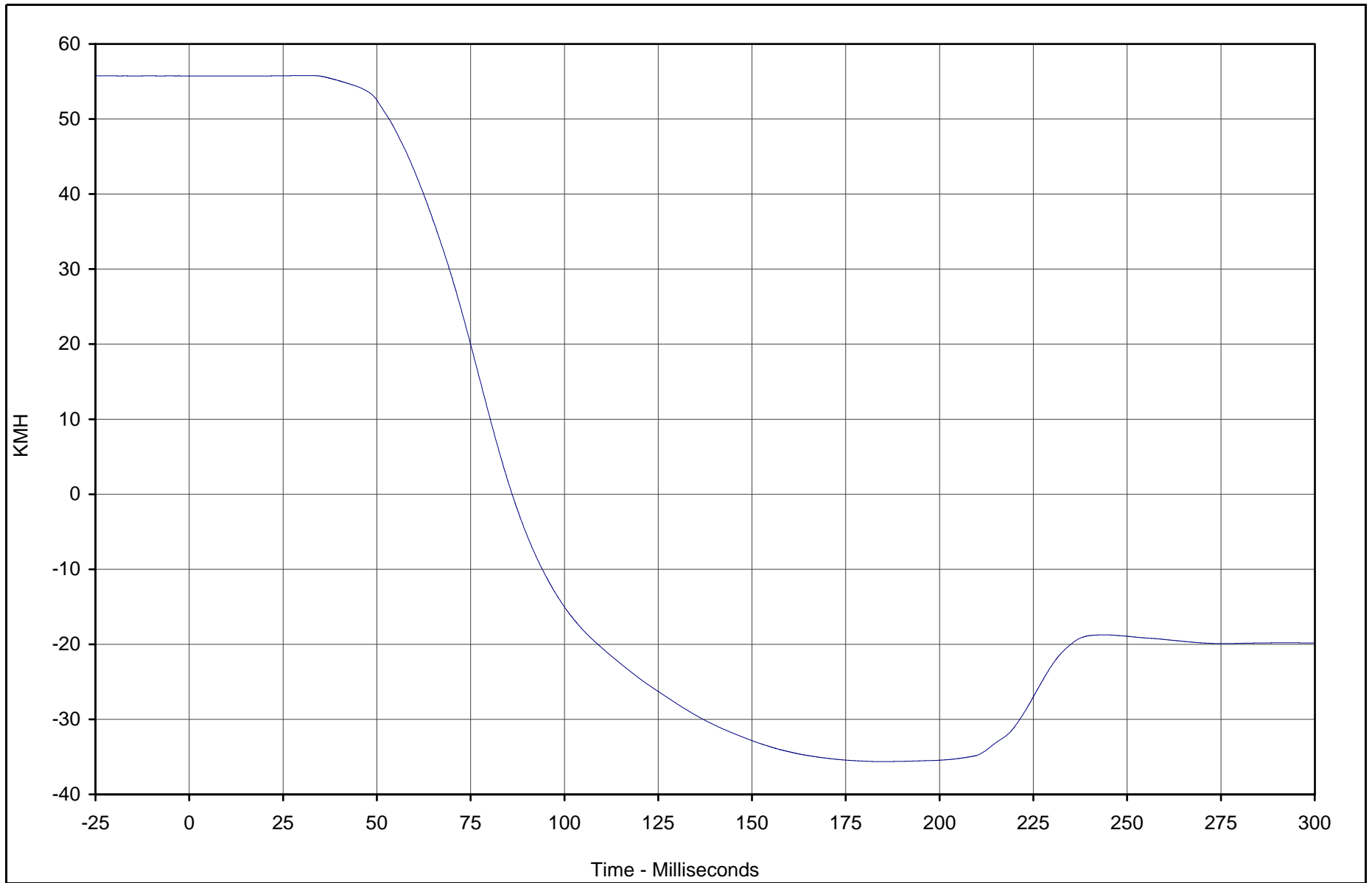
Test Date: 6/6/02

Test Program: 2002 NHTSA 35mph NCAP

NHTSA No.: M20506

KAR22001-16

B-63



Curve Description	CURNO	Type	Units	Max	Time	Min	Time	SAE Class
Passenger Head Primary X Velocity	045	IN1	KMH	55.8	28.7	-35.6	185.1	180



Test Vehicle: 2002 Isuzu Axiom 4WD SUV

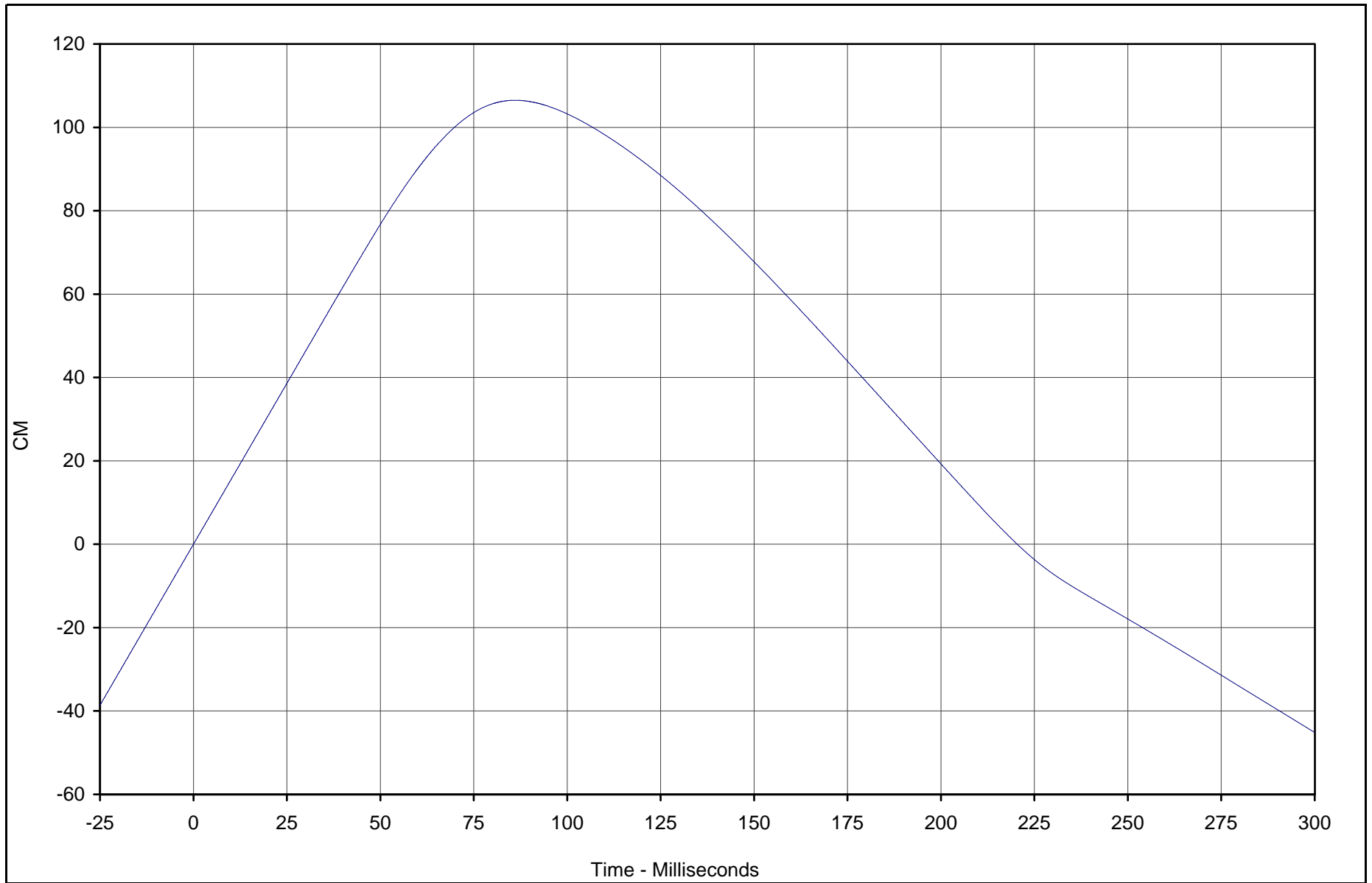
Test Date: 6/6/02

Test Program: 2002 NHTSA 35mph NCAP

NHTSA No.: M20506

KAR22001-16

B-64



Curve Description	CURNO	Type	Units	Max	Time	Min	Time	SAE Class
Passenger Head Primary X Displ.	045	IN2	CM	106.5	86.1	-45.1	299.9	180



Test Vehicle: 2002 Isuzu Axiom 4WD SUV

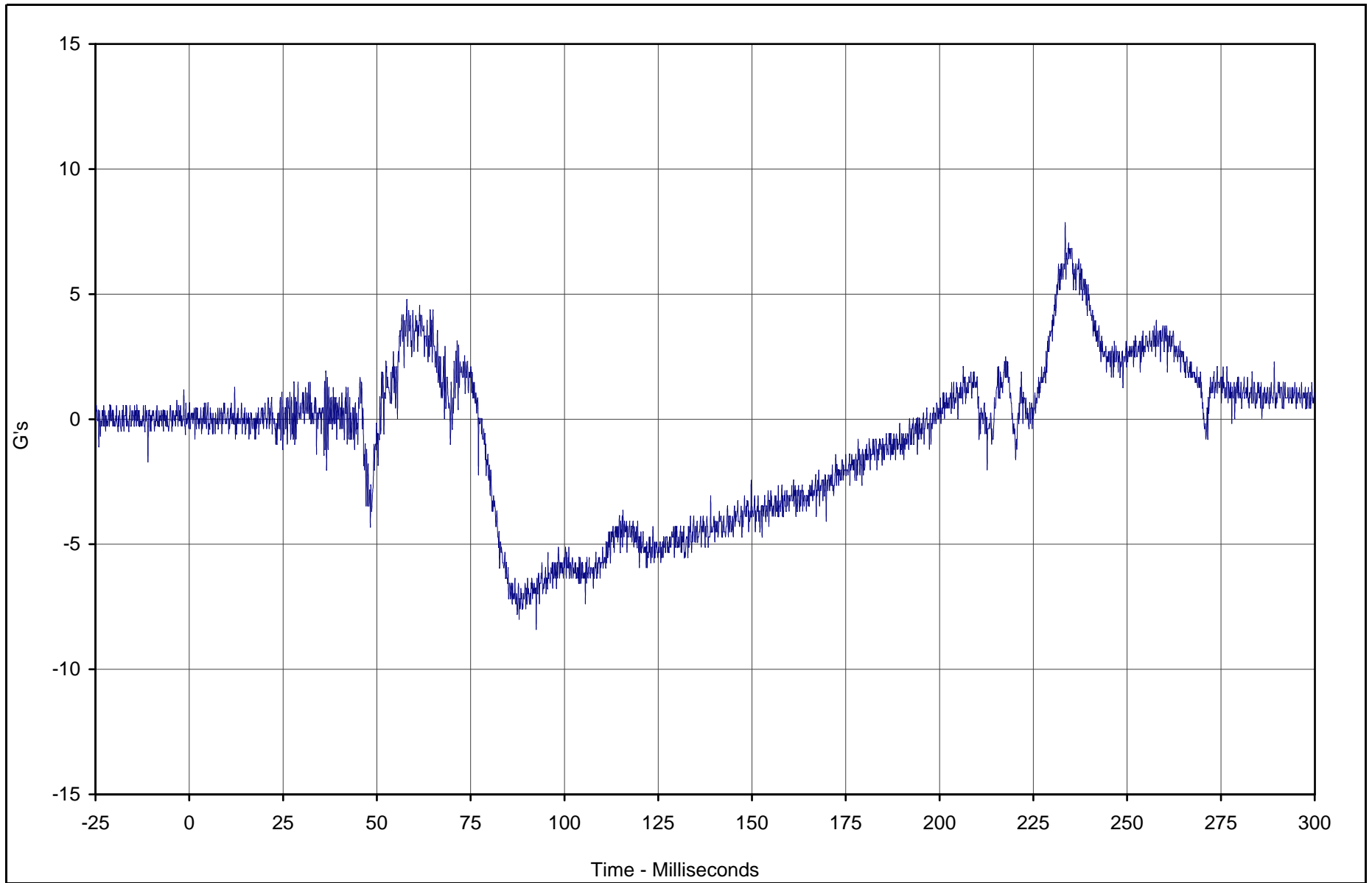
Test Date: 6/6/02

Test Program: 2002 NHTSA 35mph NCAP

NHTSA No.: M20506

KAR22001-16

B-65



Curve Description	CURNO	Type	Units	Max	Time	Min	Time	SAE Class
Passenger Head Primary Y	046	FIL	G's	7.9	233.5	-8.4	92.5	1000



Test Vehicle: 2002 Isuzu Axiom 4WD SUV

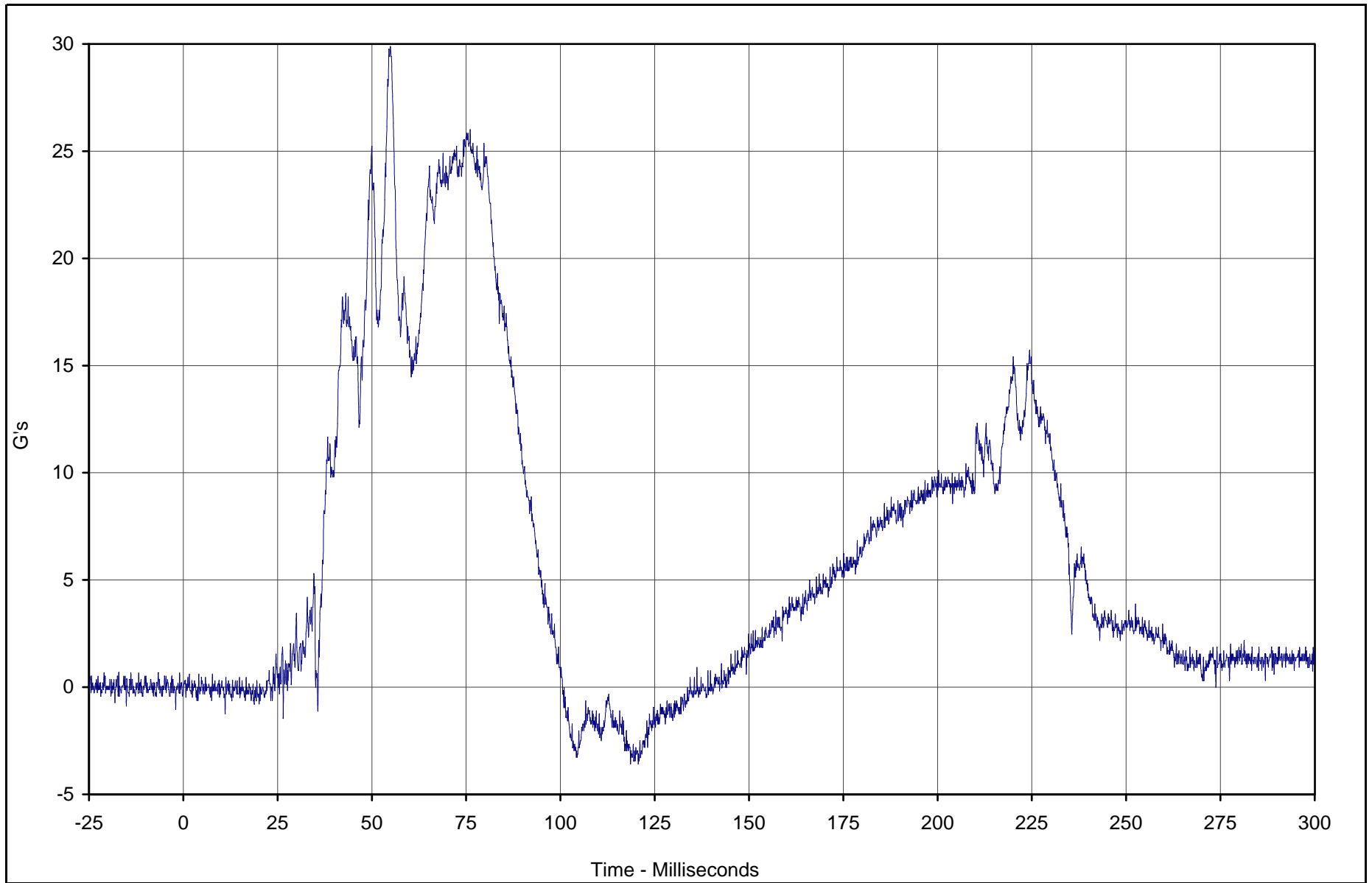
Test Date: 6/6/02

Test Program: 2002 NHTSA 35mph NCAP

NHTSA No.: M20506

KAR22001-16

B-66



Curve Description	CURNO	Type	Units	Max	Time	Min	Time	SAE Class
Passenger Head Primary Z	047	FIL	G's	29.9	54.9	-3.6	118.6	1000



Test Vehicle: 2002 Isuzu Axiom 4WD SUV

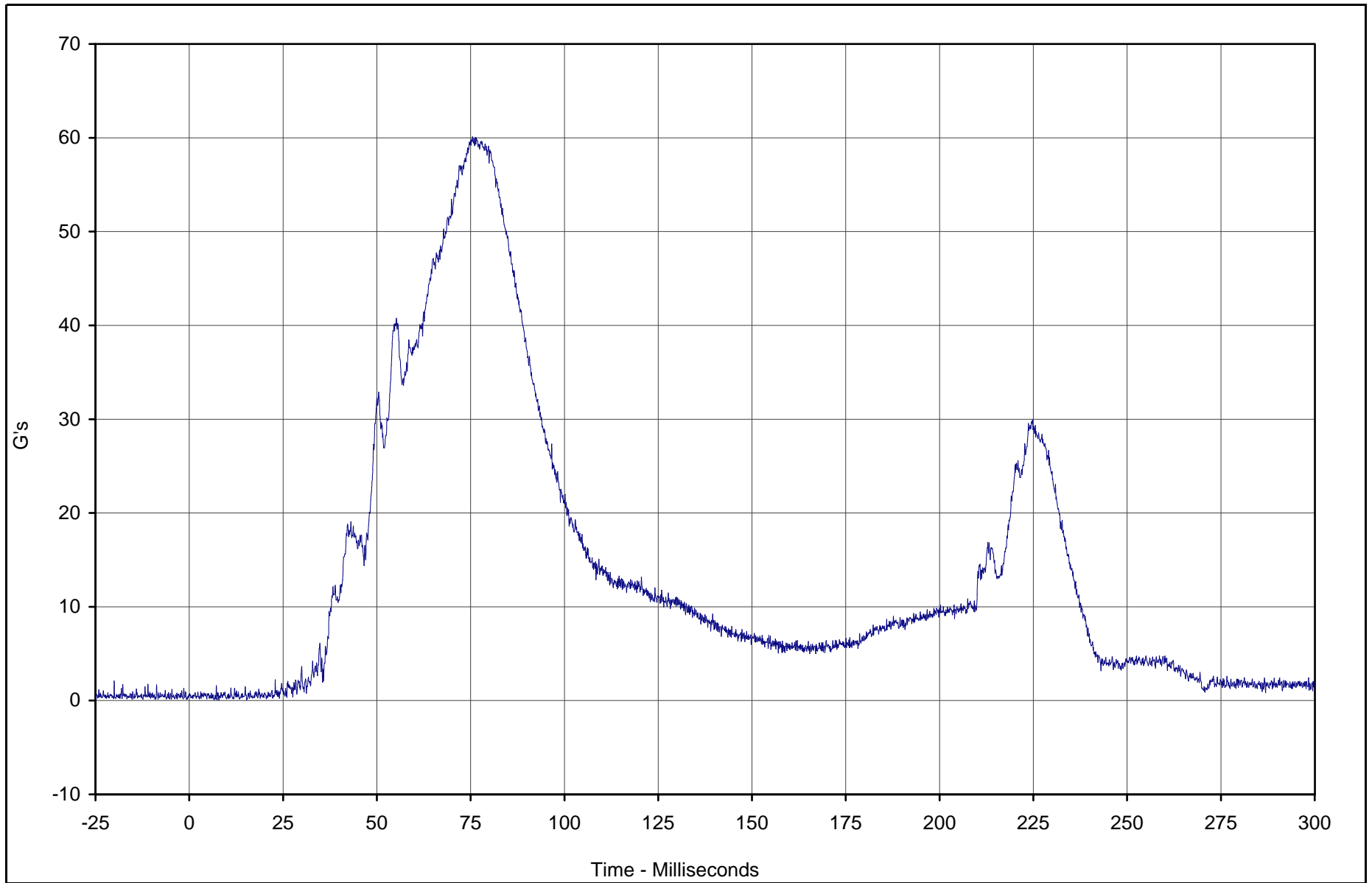
Test Date: 6/6/02

Test Program: 2002 NHTSA 35mph NCAP

NHTSA No.: M20506

KAR22001-16

B-67



Curve Description	CURNO	Type	Units	Max	Time	Min	Time	SAE Class
Passenger Head Resultant Primary	045	RES	G's	60.1	75.5	0.1	6.6	1000



Test Vehicle: 2002 Isuzu Axiom 4WD SUV

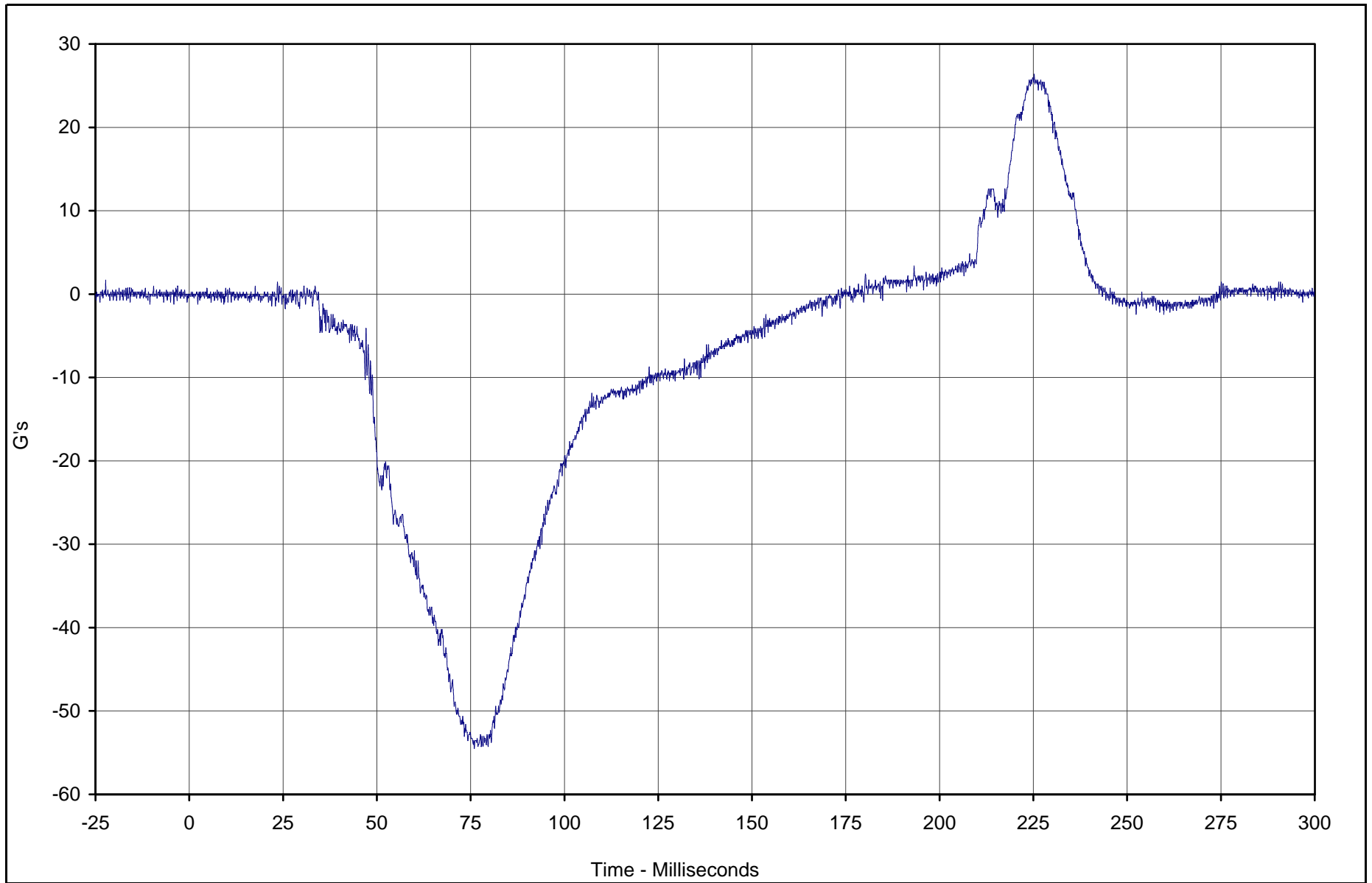
Test Date: 6/6/02

Test Program: 2002 NHTSA 35mph NCAP

NHTSA No.: M20506

KAR22001-16

B-68



Curve Description	CURNO	Type	Units	Max	Time	Min	Time	SAE Class
Passenger Head Redundant X	048	FIL	G's	26.4	225.2	-54.5	76.0	1000



Test Vehicle: 2002 Isuzu Axiom 4WD SUV

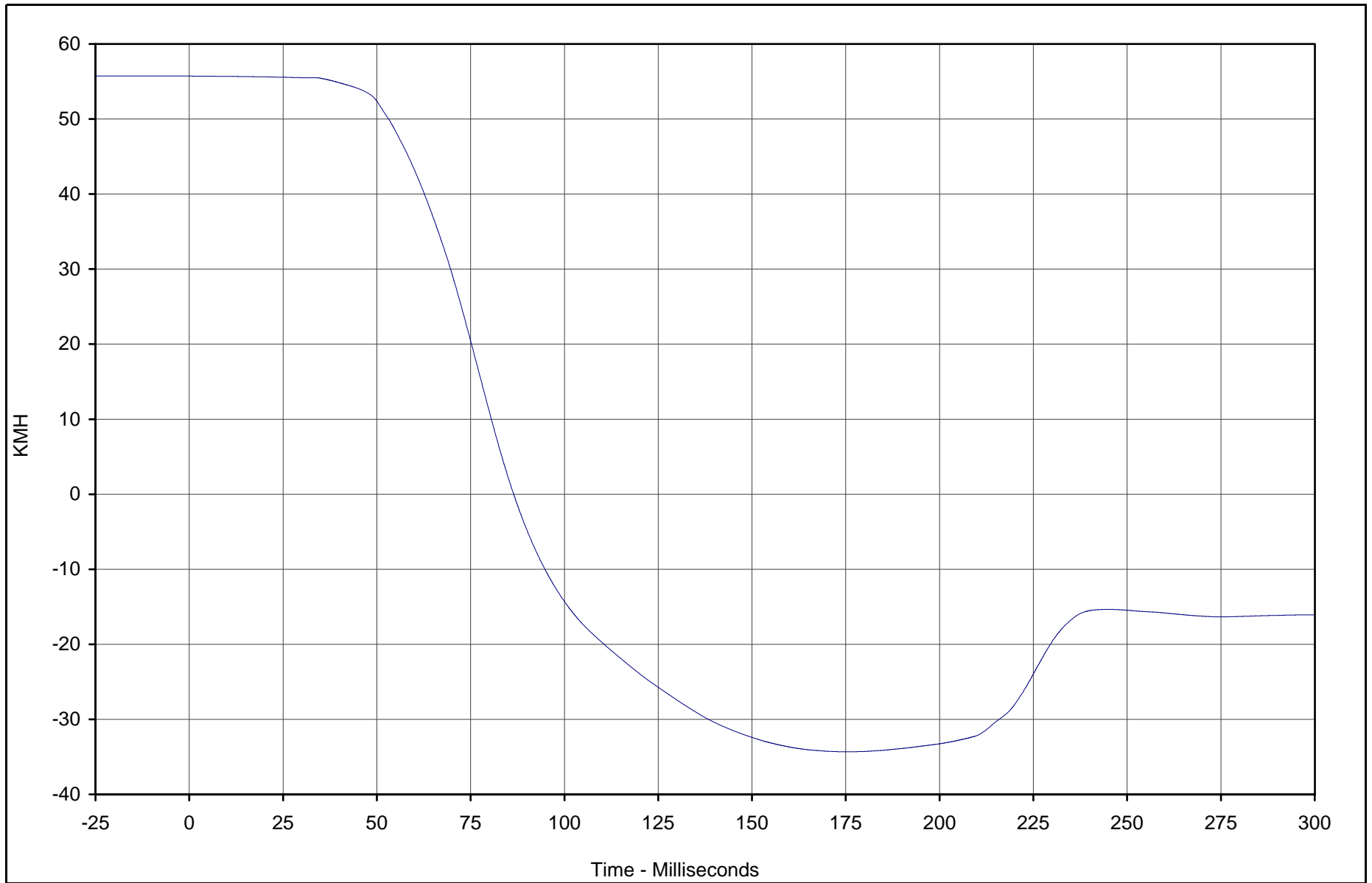
Test Date: 6/6/02

Test Program: 2002 NHTSA 35mph NCAP

NHTSA No.: M20506

KAR22001-16

B-69



KAR22001-16

Curve Description	CURNO	Type	Units	Max	Time	Min	Time	SAE Class
Passenger Head Redundant X Velocity	048	IN1	KMH	55.7	0.0	-34.3	174.2	180



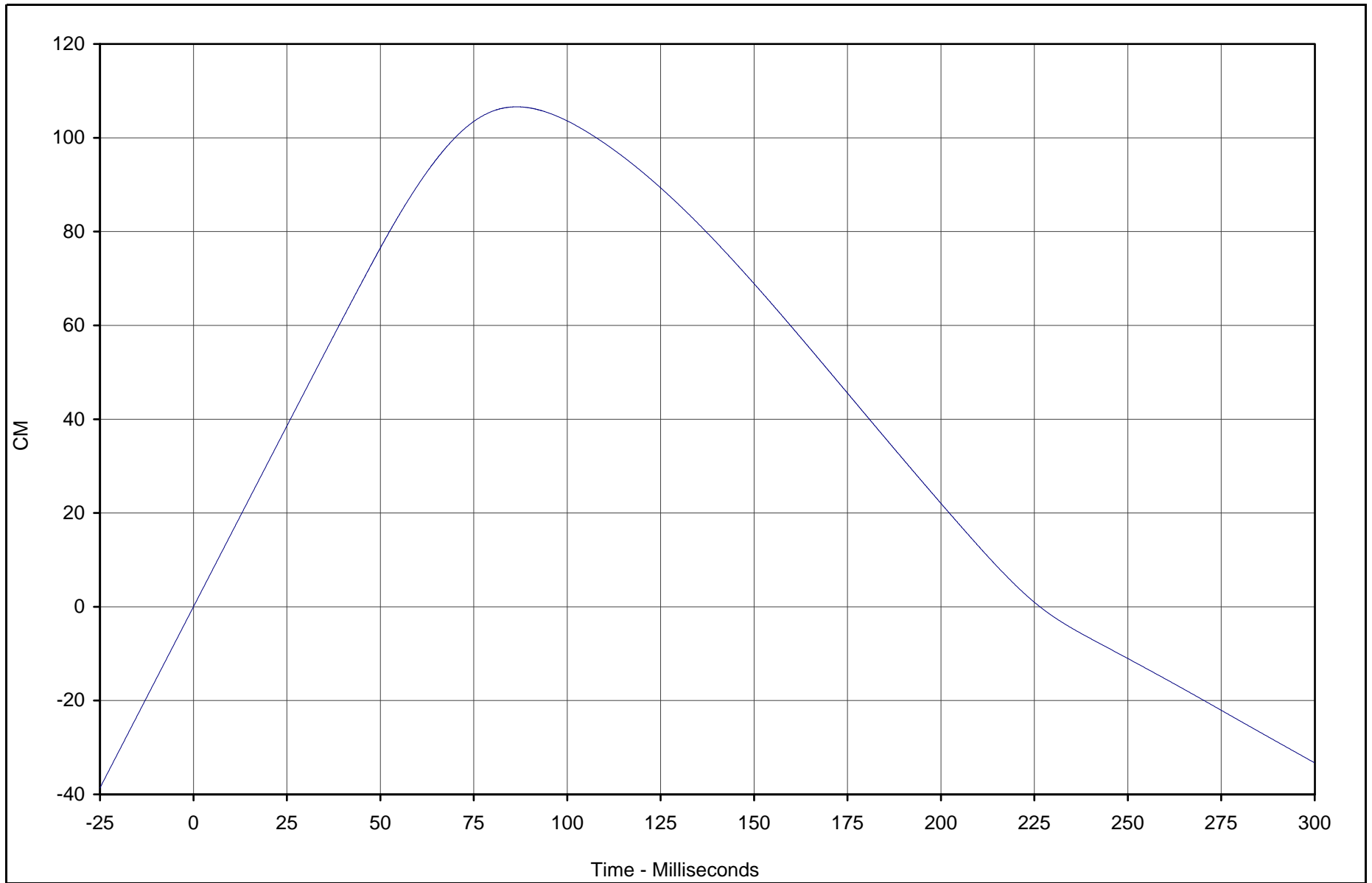
Test Vehicle: 2002 Isuzu Axiom 4WD SUV

Test Date: 6/6/02

Test Program: 2002 NHTSA 35mph NCAP

NHTSA No.: M20506

B-70



Curve Description	CURNO	Type	Units	Max	Time	Min	Time	SAE Class
Passenger Head Redundant X Displ.	048	IN2	CM	106.6	86.5	-33.2	299.9	180



Test Vehicle: 2002 Isuzu Axiom 4WD SUV

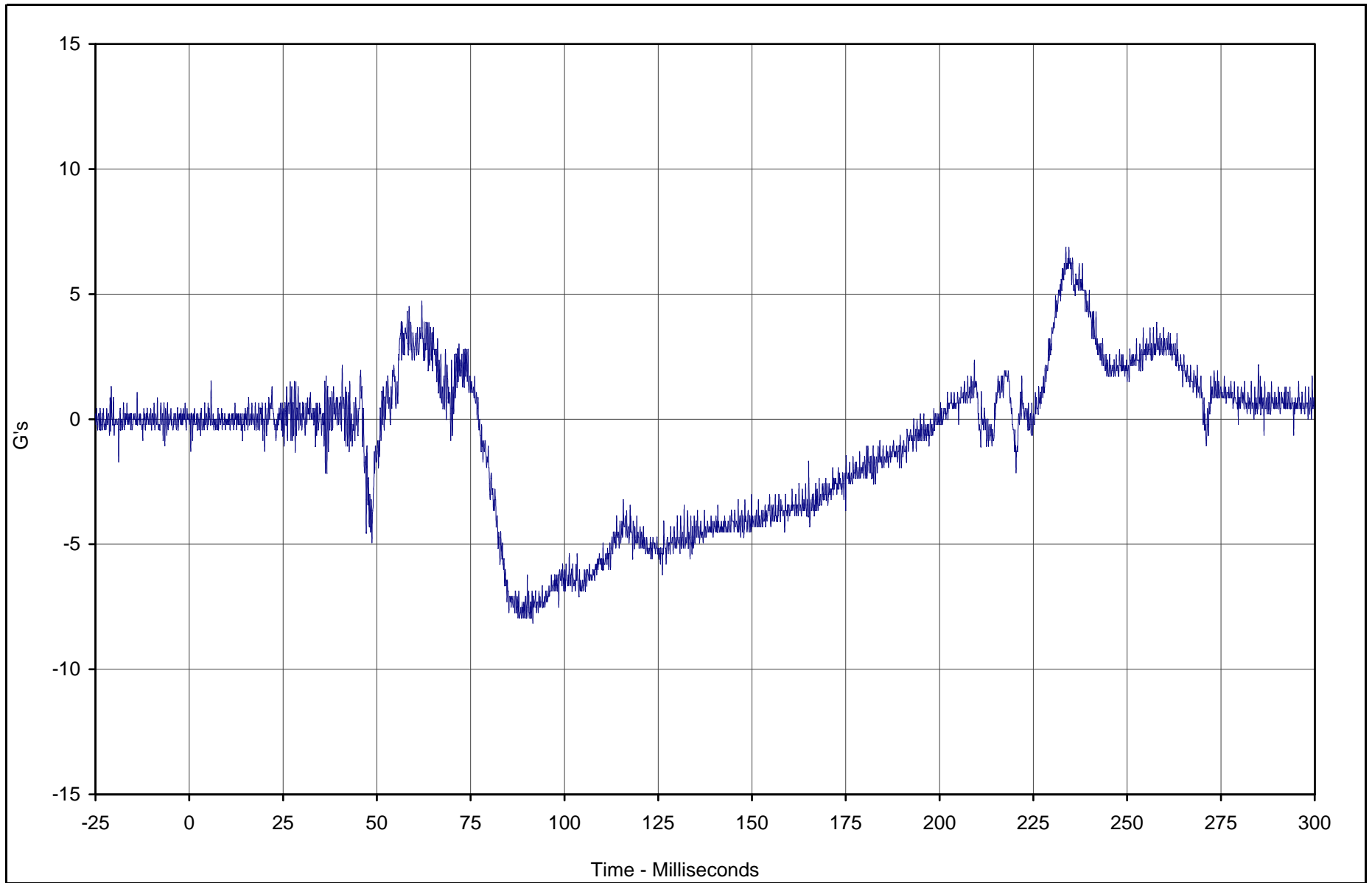
Test Date: 6/6/02

Test Program: 2002 NHTSA 35mph NCAP

NHTSA No.: M20506

KAR22001-16

B-71



Curve Description	CURNO	Type	Units	Max	Time	Min	Time	SAE Class
Passenger Head Redundant Y	049	FIL	G's	6.9	233.7	-8.2	91.6	1000



Test Vehicle: 2002 Isuzu Axiom 4WD SUV

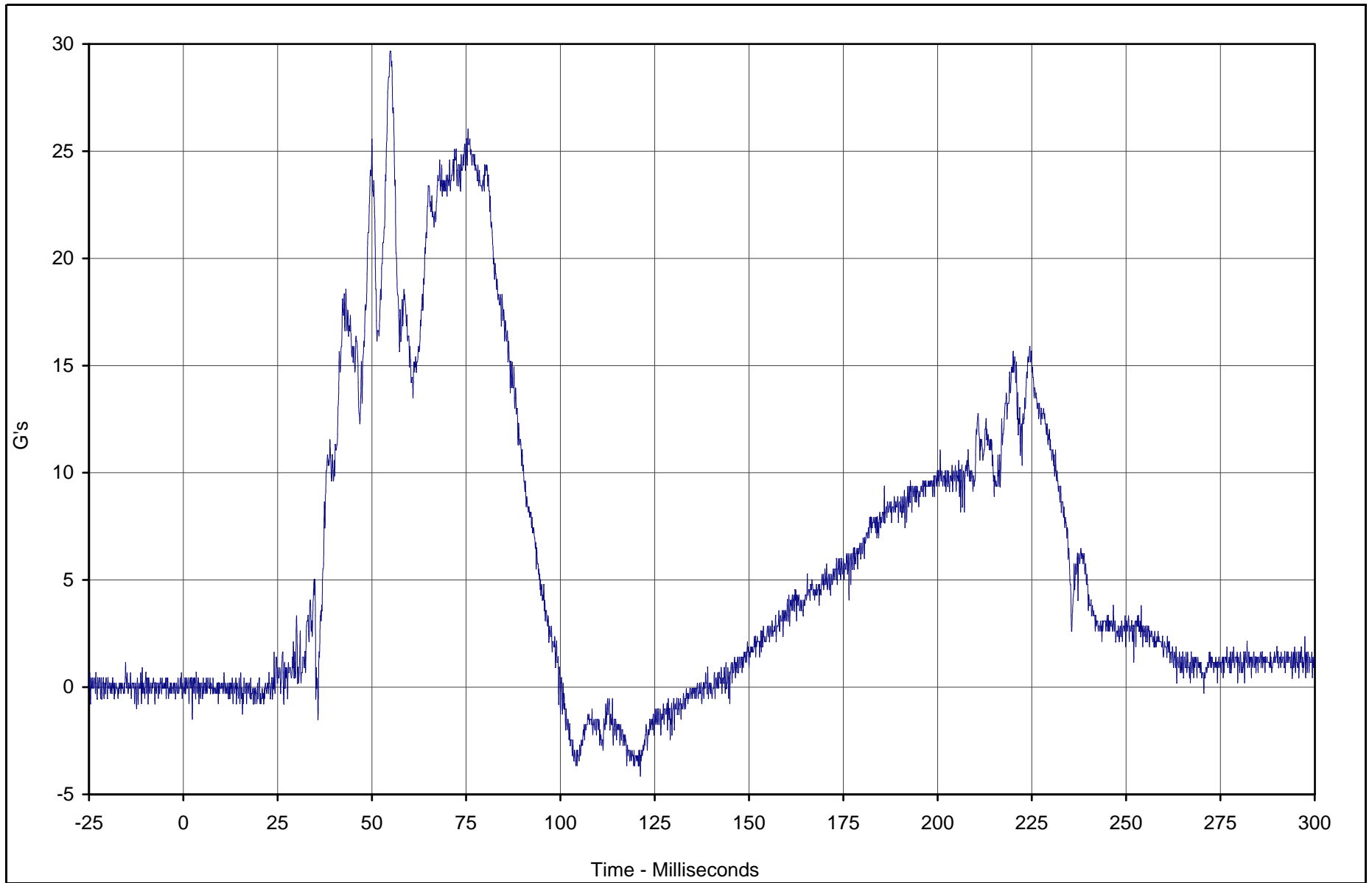
Test Date: 6/6/02

Test Program: 2002 NHTSA 35mph NCAP

NHTSA No.: M20506

KAR22001-16

B-72



Curve Description	CURNO	Type	Units	Max	Time	Min	Time	SAE Class
Passenger Head Redundant Z	050	FIL	G's	29.7	54.8	-4.2	121.2	1000



Test Vehicle: 2002 Isuzu Axiom 4WD SUV

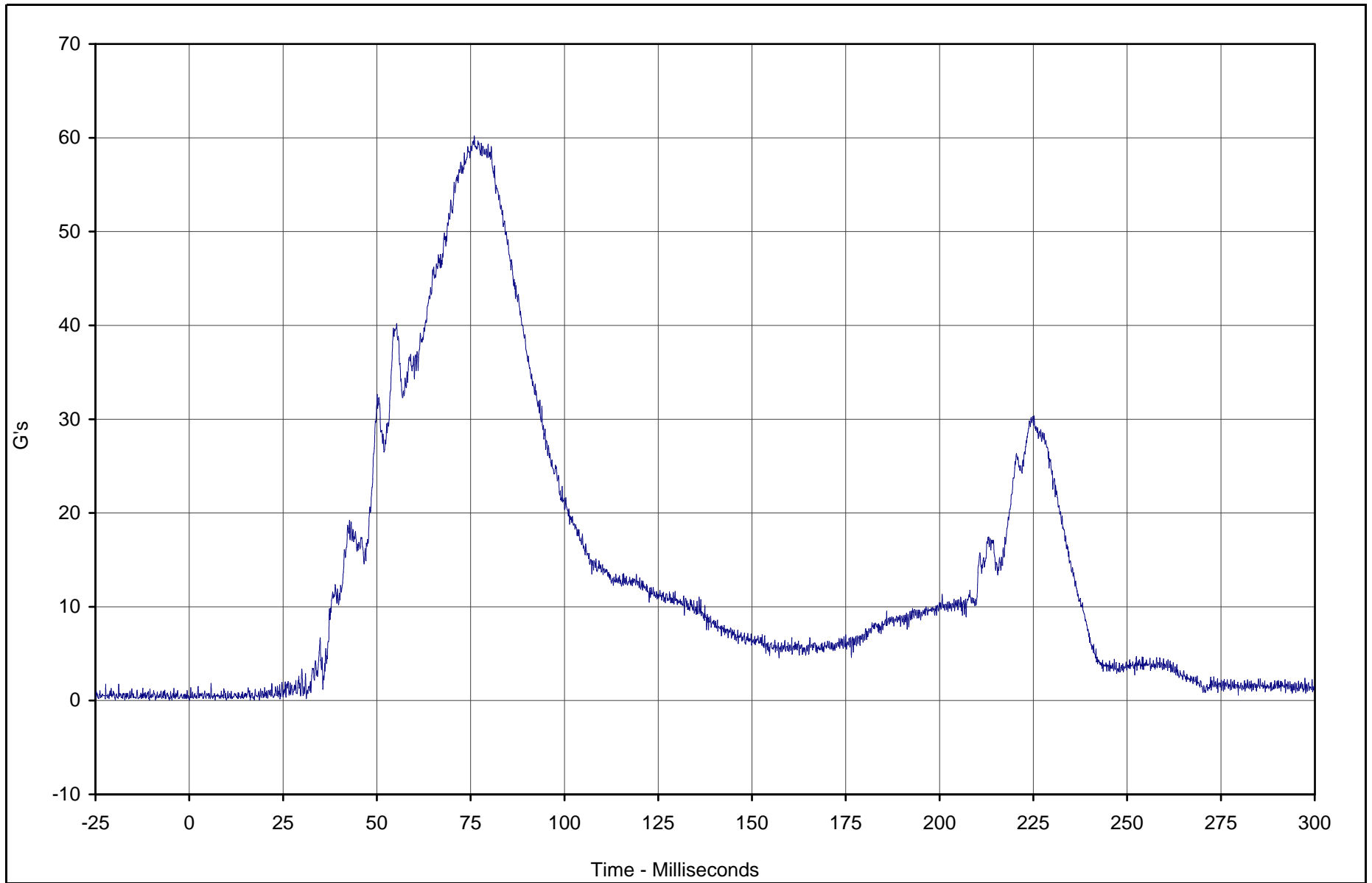
Test Date: 6/6/02

Test Program: 2002 NHTSA 35mph NCAP

NHTSA No.: M20506

KAR22001-16

B-73



Curve Description	CURNO	Type	Units	Max	Time	Min	Time	SAE Class
Passenger Head Resultant Redundant	048	RES	G's	60.2	76.0	0.1	0.1	1000



Test Vehicle: 2002 Isuzu Axiom 4WD SUV

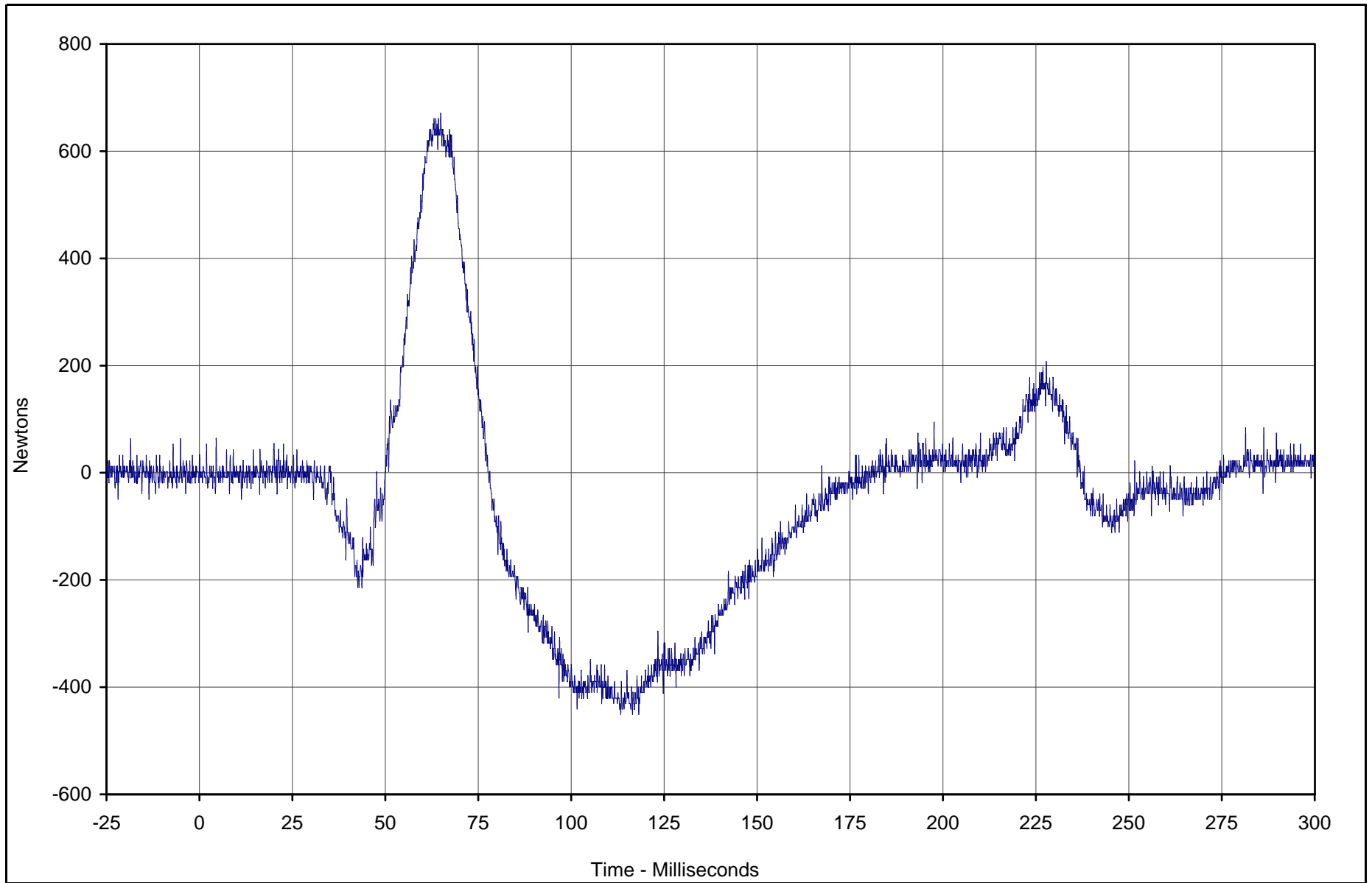
Test Date: 6/6/02

Test Program: 2002 NHTSA 35mph NCAP

NHTSA No.: M20506

KAR22001-16

B-74



Curve Description	CURNO	Type	Units	Max	Time	Min	Time	SAE Class
Passenger Neck Force X	051	FIL	Newtons	671.6	64.9	-451.2	113.3	1000



Test Vehicle: 2002 Isuzu Axiom 4WD SUV

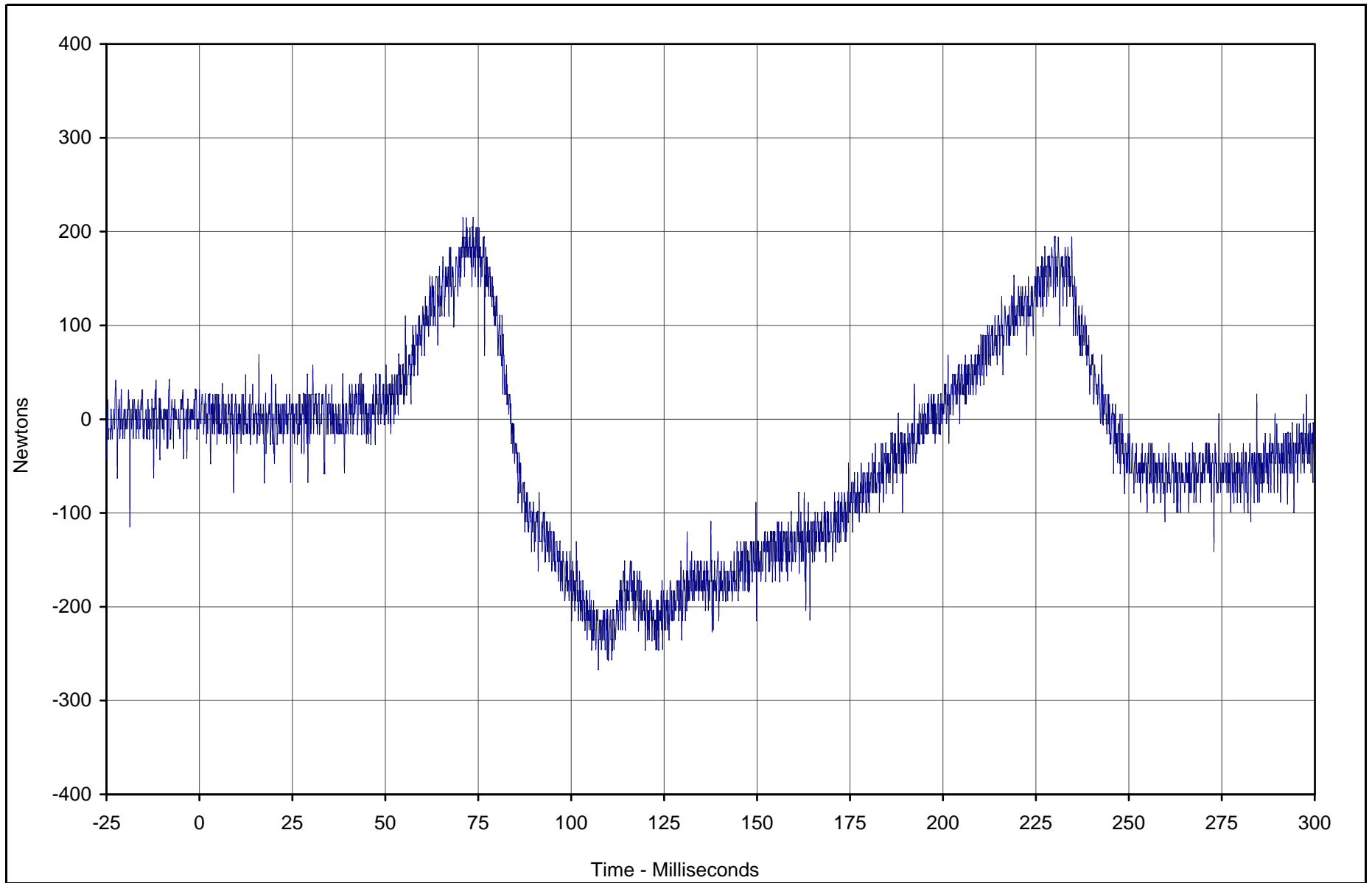
Test Date: 6/6/02

Test Program: 2002 NHTSA 35mph NCAP

NHTSA No.: M20506

KAR22001-16

B-75



Curve Description	CURNO	Type	Units	Max	Time	Min	Time	SAE Class
Passenger Neck Force Y	052	FIL	Newtons	214.8	70.9	-266.7	107.3	1000



Test Vehicle: 2002 Isuzu Axiom 4WD SUV

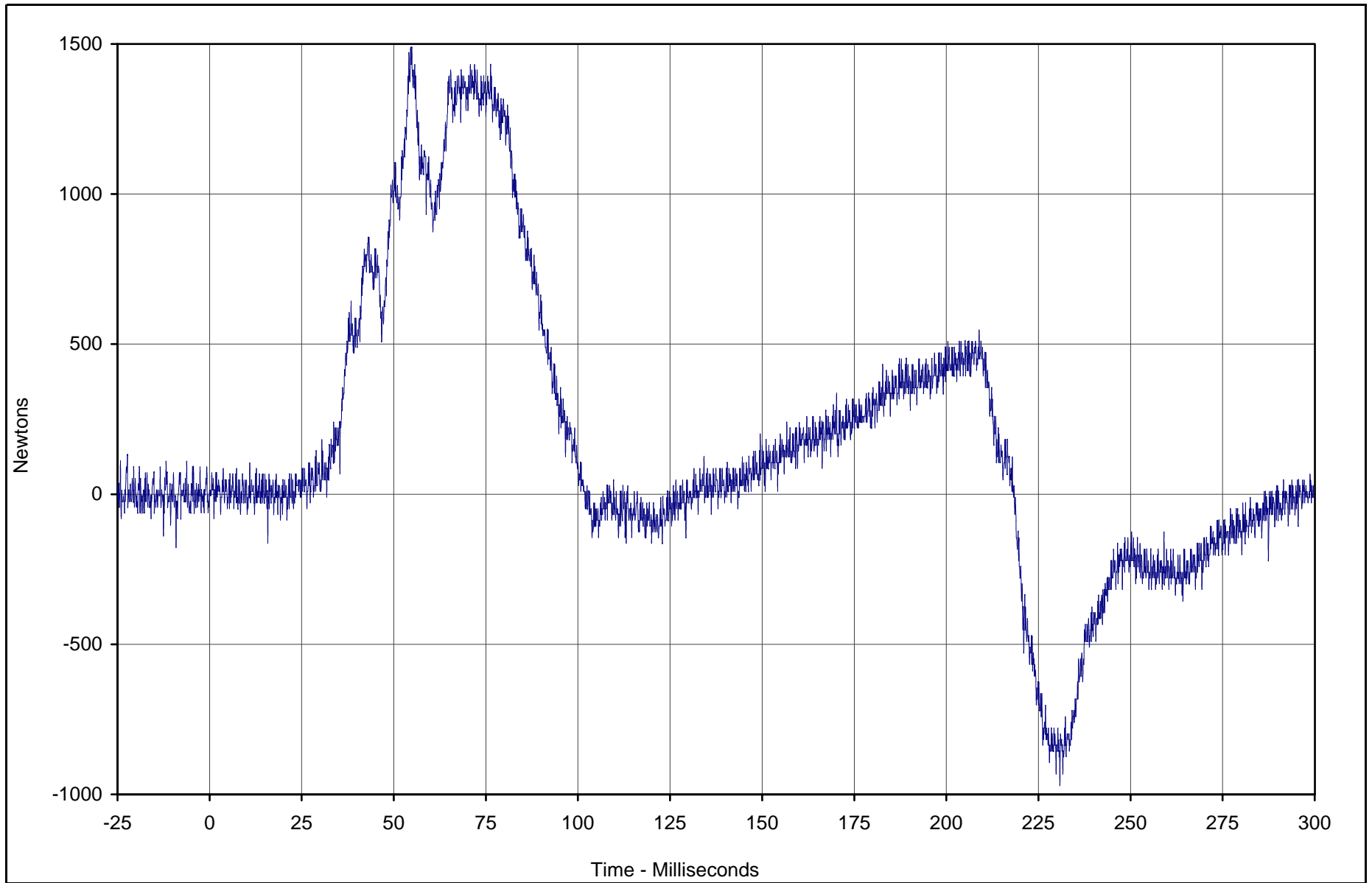
Test Date: 6/6/02

Test Program: 2002 NHTSA 35mph NCAP

NHTSA No.: M20506

KAR22001-16

B-76



Curve Description	CURNO	Type	Units	Max	Time	Min	Time	SAE Class
Passenger Neck Force Z	053	FIL	Newtons	1489.6	54.6	-971.3	230.8	1000



Test Vehicle: 2002 Isuzu Axiom 4WD SUV

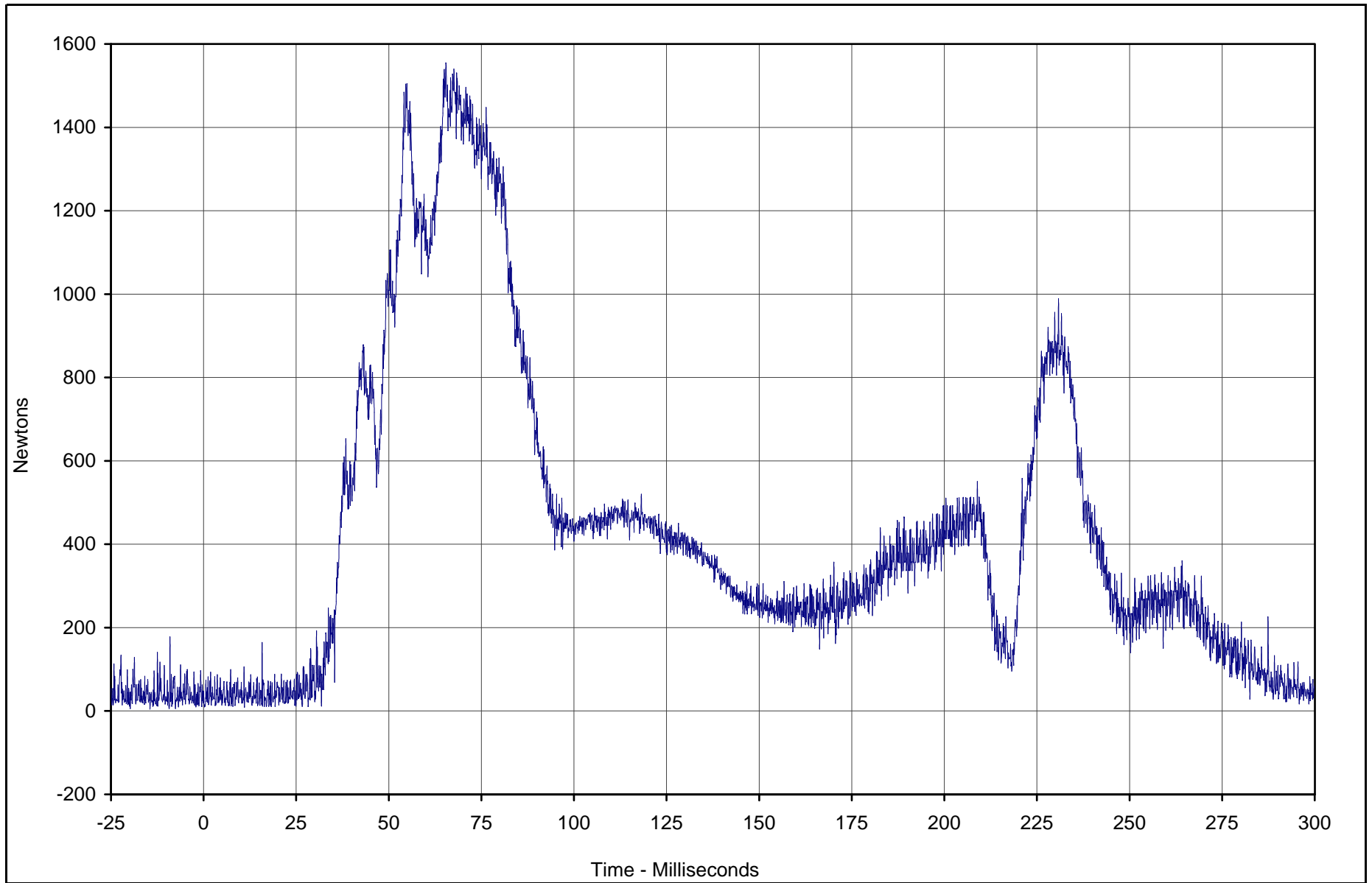
Test Date: 6/6/02

Test Program: 2002 NHTSA 35mph NCAP

NHTSA No.: M20506

KAR22001-16

B-77



Curve Description	CURNO	Type	Units	Max	Time	Min	Time	SAE Class
Passenger Neck Force Resultant	051	RES	Newtons	1554.4	65.4	9.7	0.2	1000



Test Vehicle: 2002 Isuzu Axiom 4WD SUV

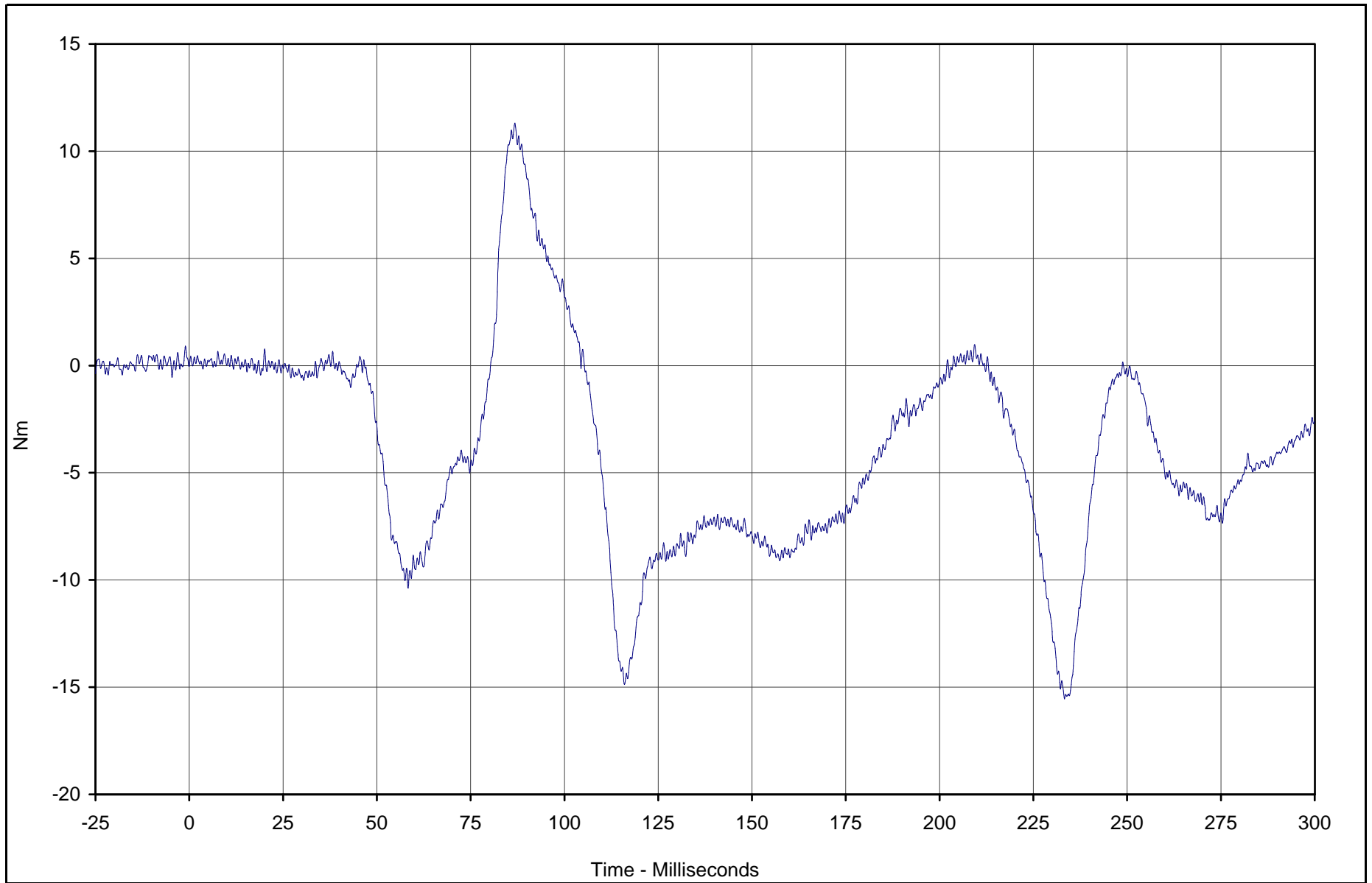
Test Date: 6/6/02

Test Program: 2002 NHTSA 35mph NCAP

NHTSA No.: M20506

KAR22001-16

B-78



Curve Description	CURNO	Type	Units	Max	Time	Min	Time	SAE Class
Passenger Neck Moment X	054	FIL	Nm	11.3	86.8	-15.5	233.3	600



Test Vehicle: 2002 Isuzu Axiom 4WD SUV

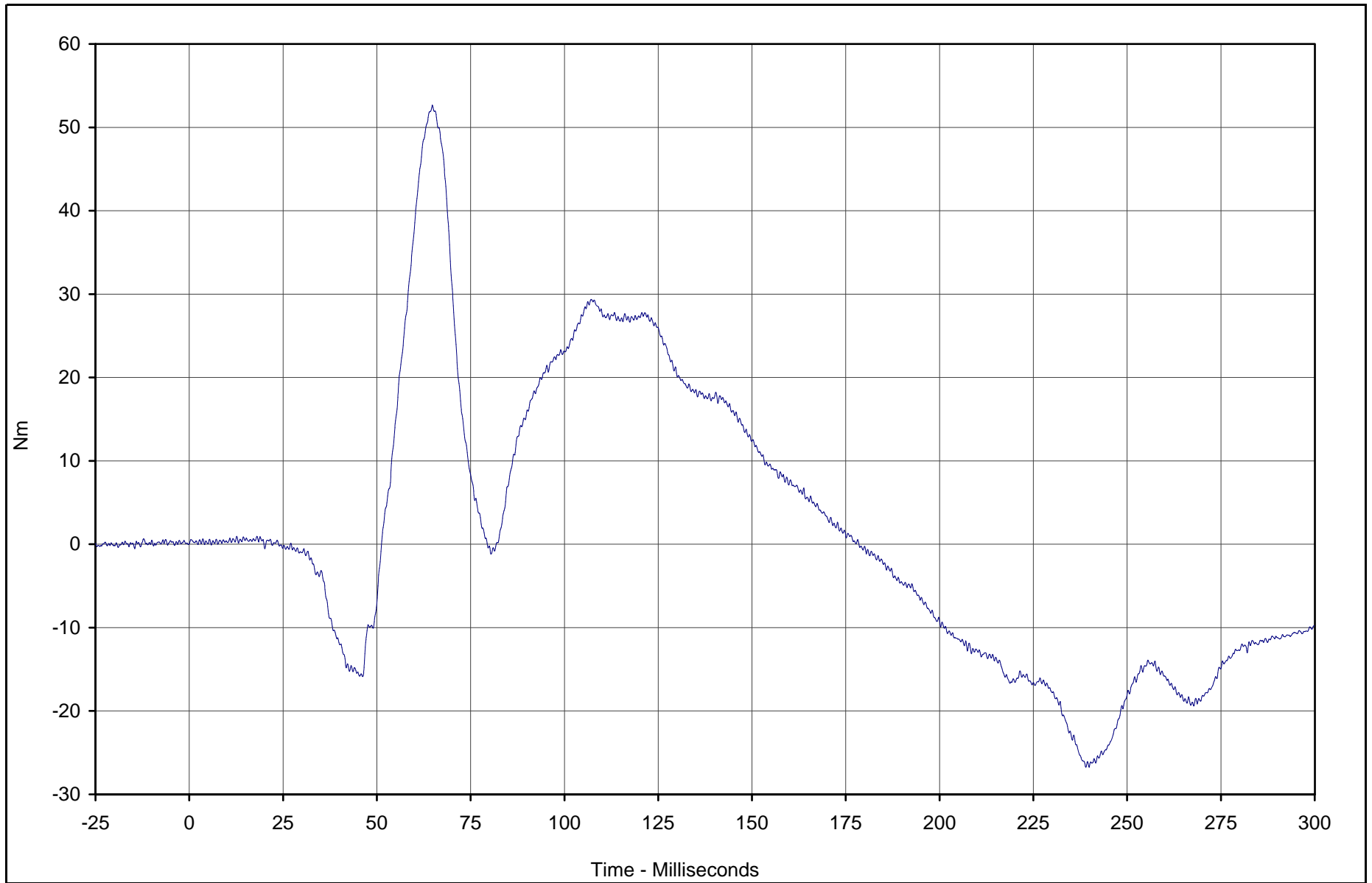
Test Date: 6/6/02

Test Program: 2002 NHTSA 35mph NCAP

NHTSA No.: M20506

KAR22001-16

B-79



Curve Description	CURNO	Type	Units	Max	Time	Min	Time	SAE Class
Passenger Neck Moment Y	055	FIL	Nm	52.7	64.8	-26.7	239.9	600



Test Vehicle: 2002 Isuzu Axiom 4WD SUV

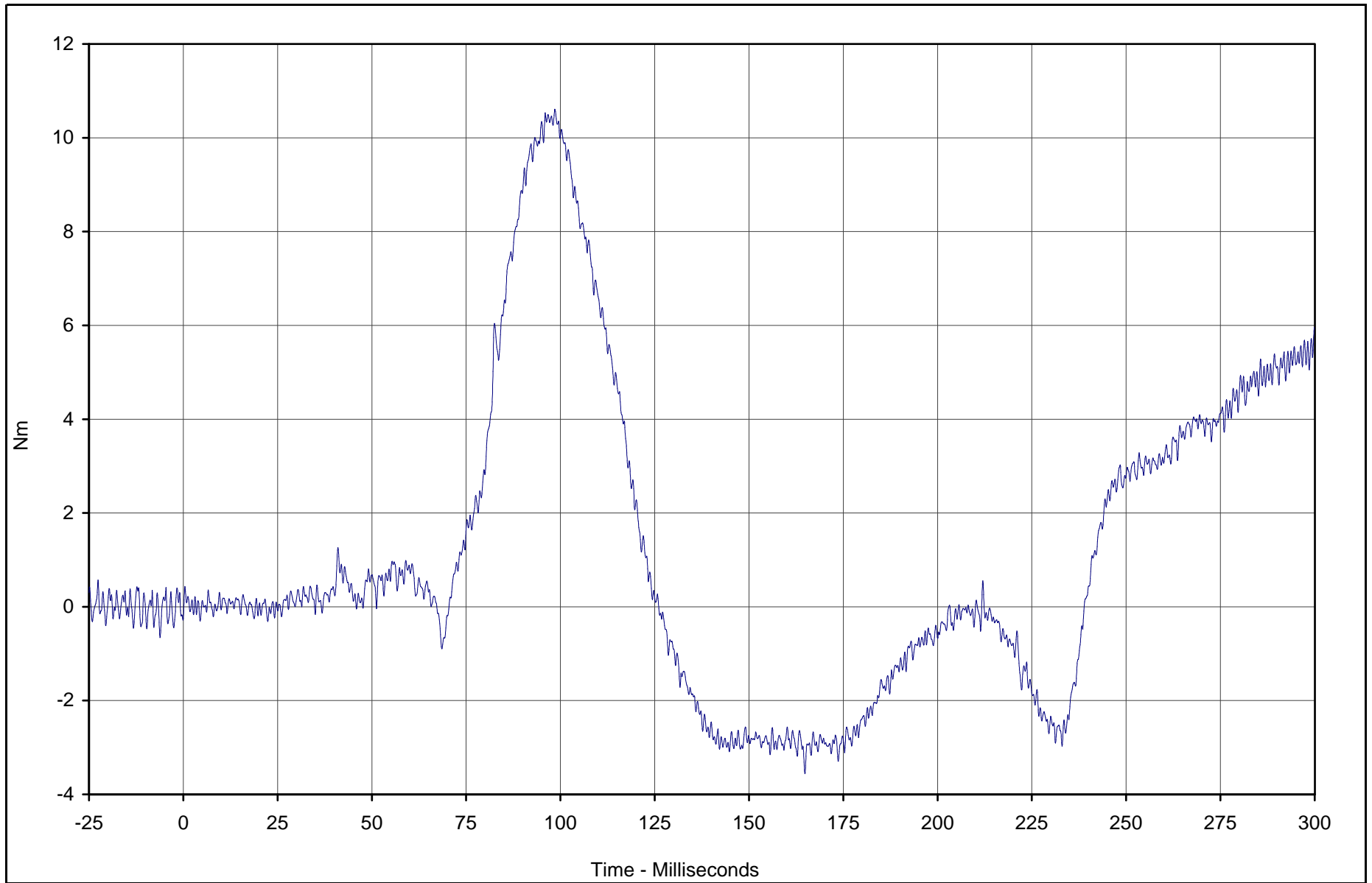
Test Date: 6/6/02

Test Program: 2002 NHTSA 35mph NCAP

NHTSA No.: M20506

KAR22001-16

B-80



Curve Description	CURNO	Type	Units	Max	Time	Min	Time	SAE Class
Passenger Neck Moment Z	056	FIL	Nm	10.6	98.5	-3.6	164.8	600



Test Vehicle: 2002 Isuzu Axiom 4WD SUV

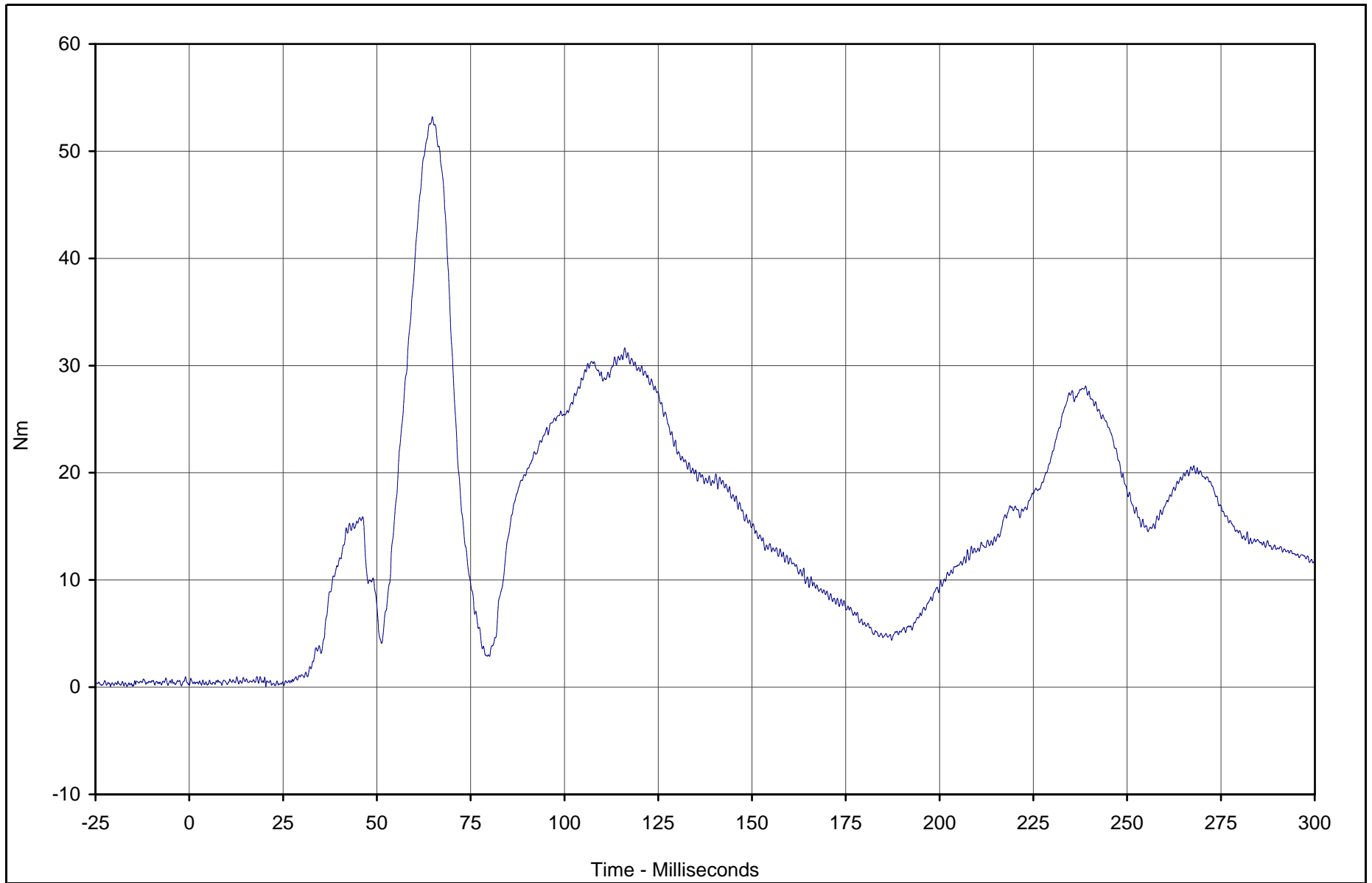
Test Date: 6/6/02

Test Program: 2002 NHTSA 35mph NCAP

NHTSA No.: M20506

KAR22001-16

B-81



Curve Description	CURNO	Type	Units	Max	Time	Min	Time	SAE Class
Passenger Neck Moment Resultant	054	RES	Nm	53.2	64.8	0.0	20.4	600



Test Vehicle: 2002 Isuzu Axiom 4WD SUV

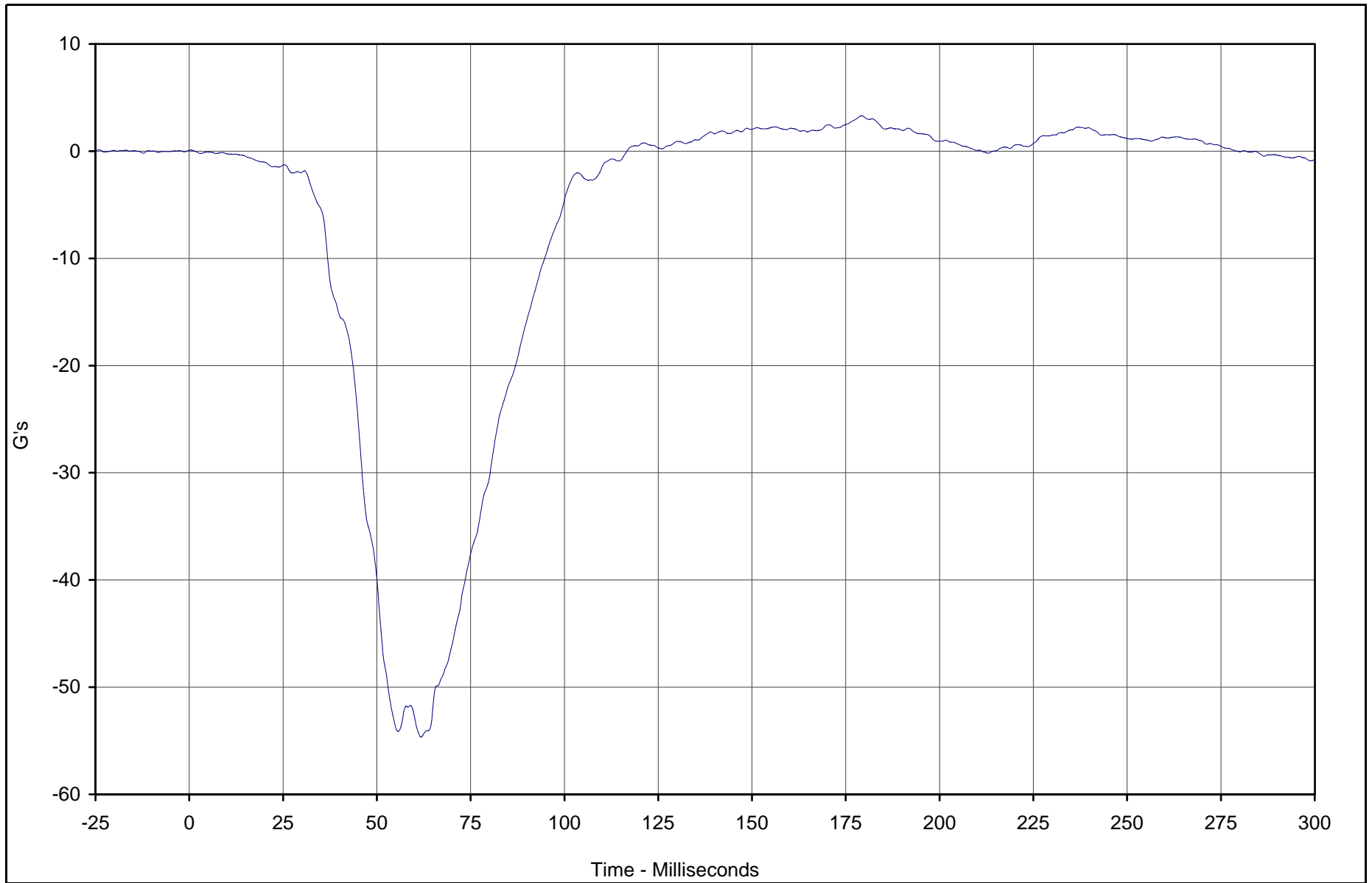
Test Date: 6/6/02

Test Program: 2002 NHTSA 35mph NCAP

NHTSA No.: M20506

KAR22001-16

B-82



Curve Description	CURNO	Type	Units	Max	Time	Min	Time	SAE Class
Passenger Chest Primary X	057	FIL	G's	3.3	179.2	-54.7	61.8	180



Test Vehicle: 2002 Isuzu Axiom 4WD SUV

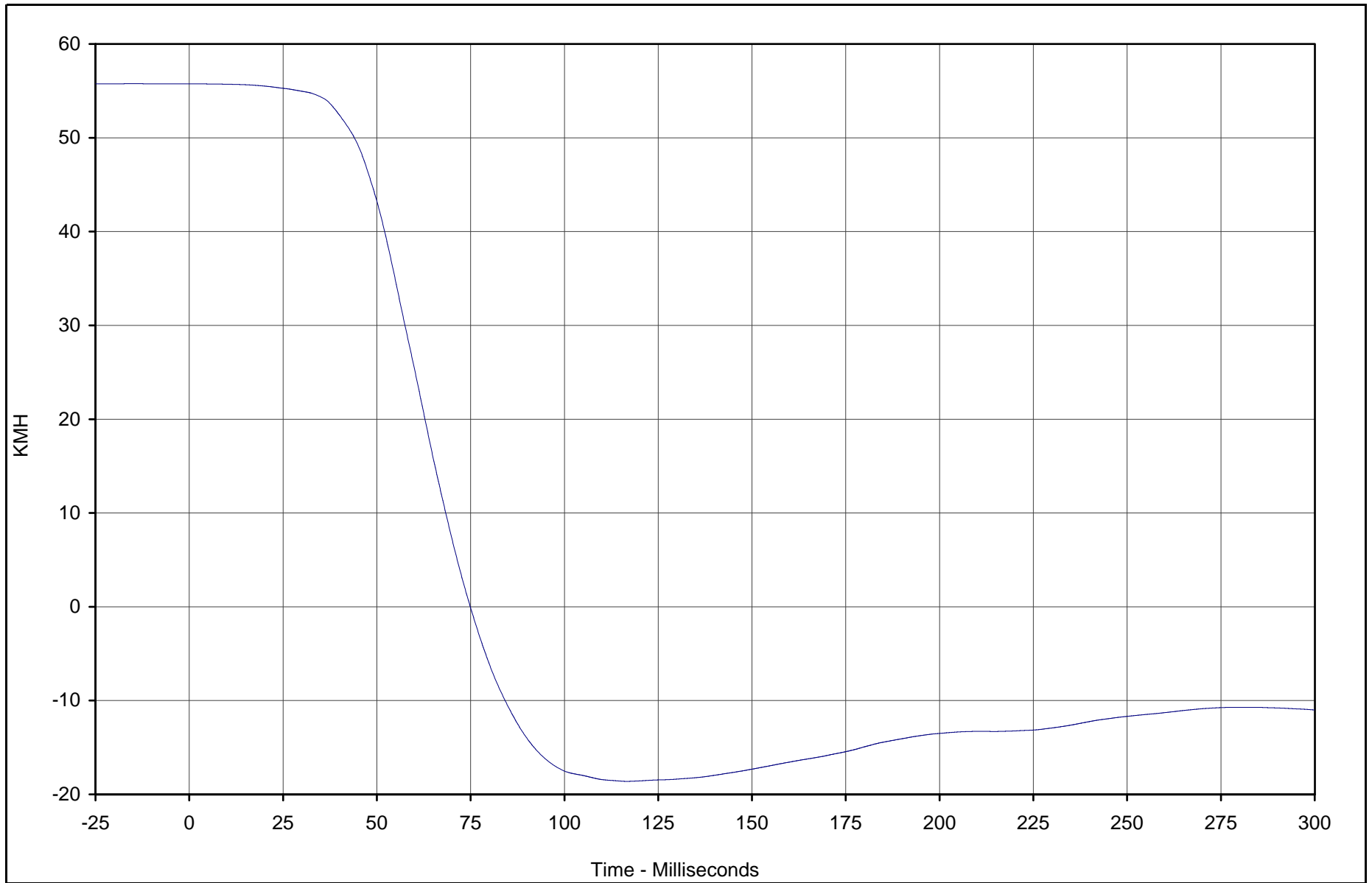
Test Date: 6/6/02

Test Program: 2002 NHTSA 35mph NCAP

NHTSA No.: M20506

KAR22001-16

B-83



Curve Description	CURNO	Type	Units	Max	Time	Min	Time	SAE Class
Passenger Chest Primary X Velocity	057	IN1	KMH	55.8	1.5	-18.6	116.7	180



Test Vehicle: 2002 Isuzu Axiom 4WD SUV

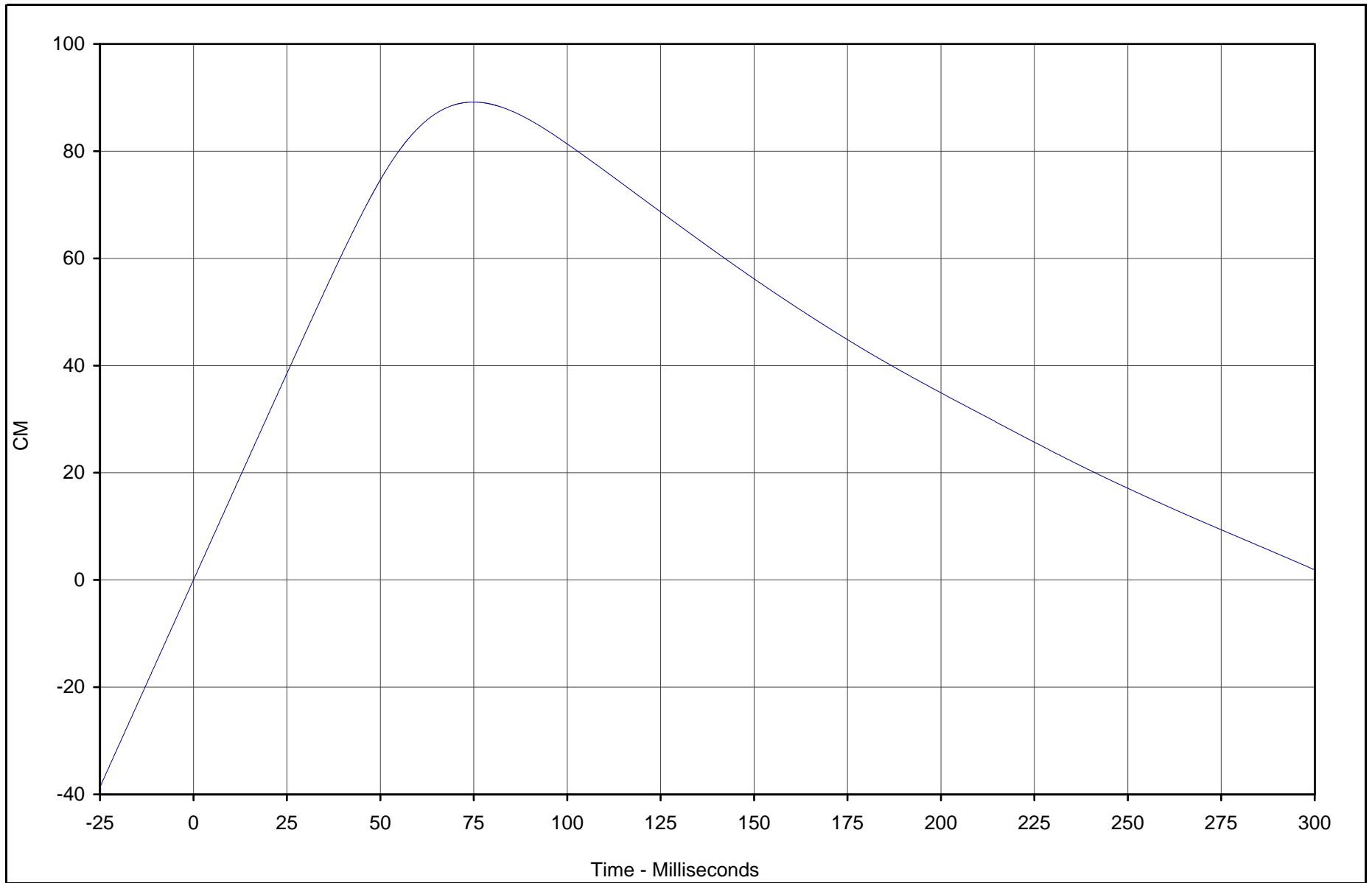
Test Date: 6/6/02

Test Program: 2002 NHTSA 35mph NCAP

NHTSA No.: M20506

KAR22001-16

B-84



Curve Description	CURNO	Type	Units	Max	Time	Min	Time	SAE Class
Passenger Chest Primary X Displ.	057	IN2	CM	89.2	74.9	0.0	0.0	180



Test Vehicle: 2002 Isuzu Axiom 4WD SUV

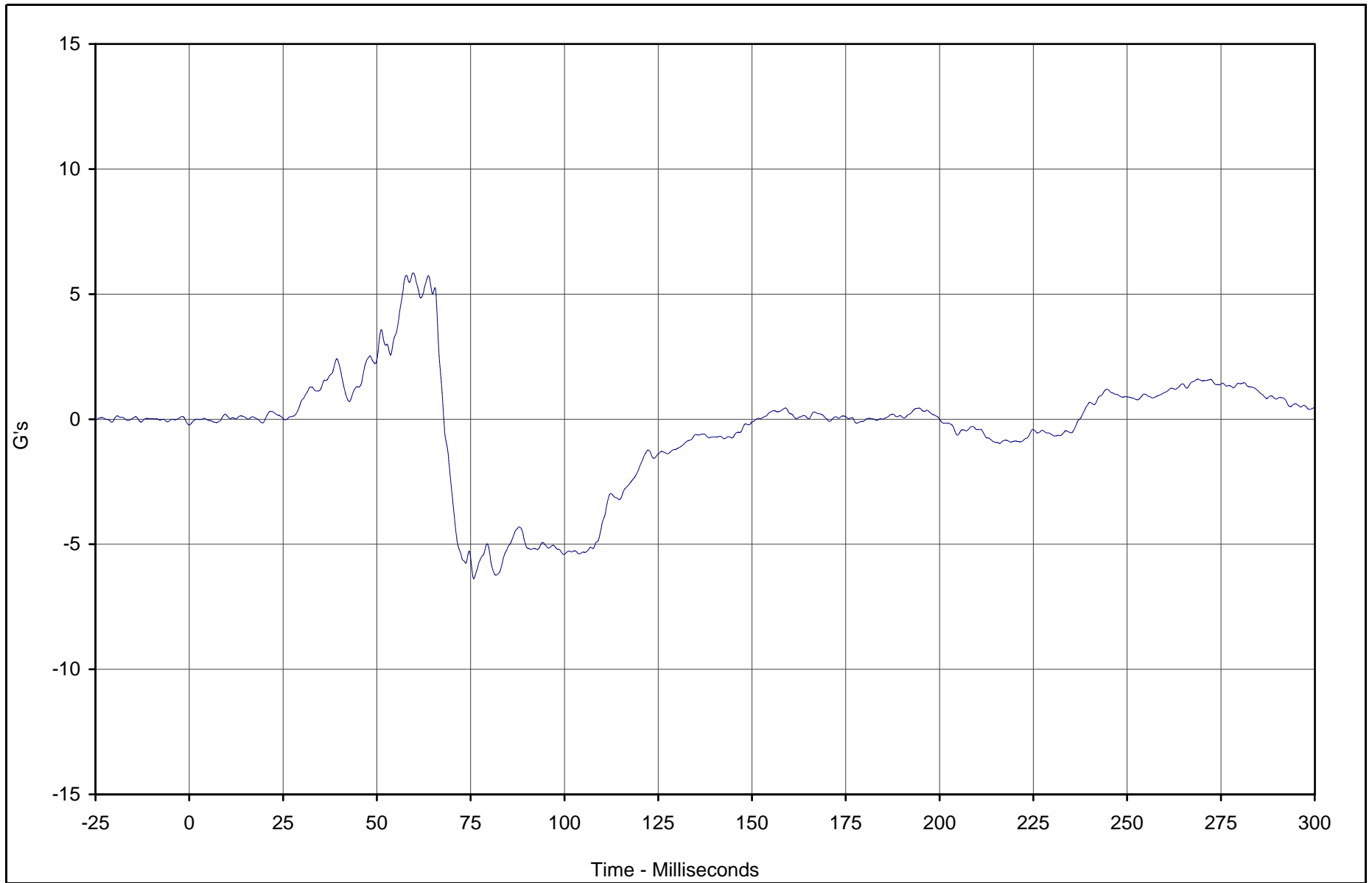
Test Date: 6/6/02

Test Program: 2002 NHTSA 35mph NCAP

NHTSA No.: M20506

KAR22001-16

B-85



KAR22001-16

Curve Description	CURNO	Type	Units	Max	Time	Min	Time	SAE Class
Passenger Chest Primary Y	058	FIL	G's	5.8	59.7	-6.4	75.8	180



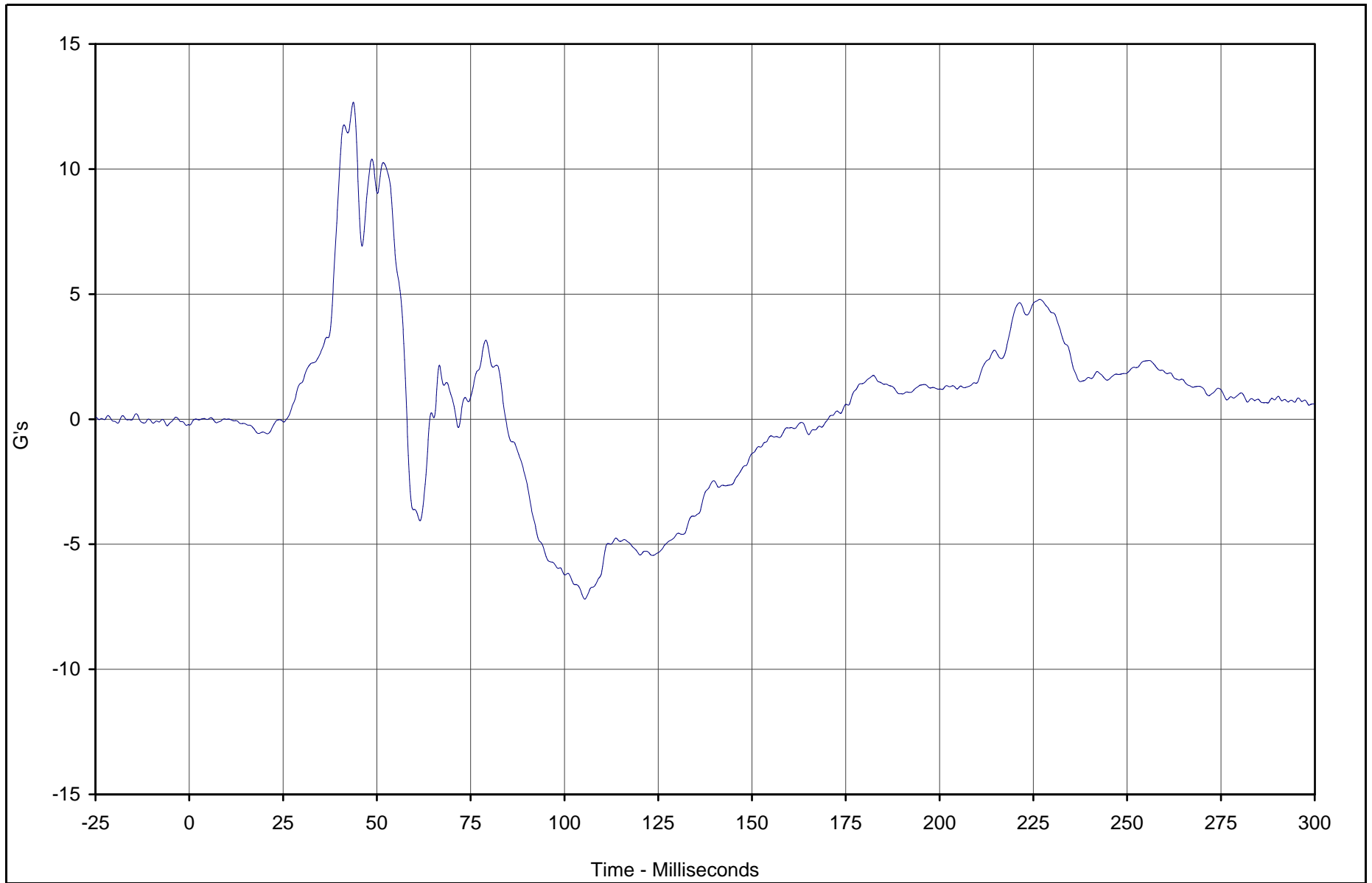
Test Vehicle: 2002 Isuzu Axiom 4WD SUV

Test Date: 6/6/02

Test Program: 2002 NHTSA 35mph NCAP

NHTSA No.: M20506

B-86



Curve Description	CURNO	Type	Units	Max	Time	Min	Time	SAE Class
Passenger Chest Primary Z	059	FIL	G's	12.7	43.7	-7.2	105.4	180



Test Vehicle: 2002 Isuzu Axiom 4WD SUV

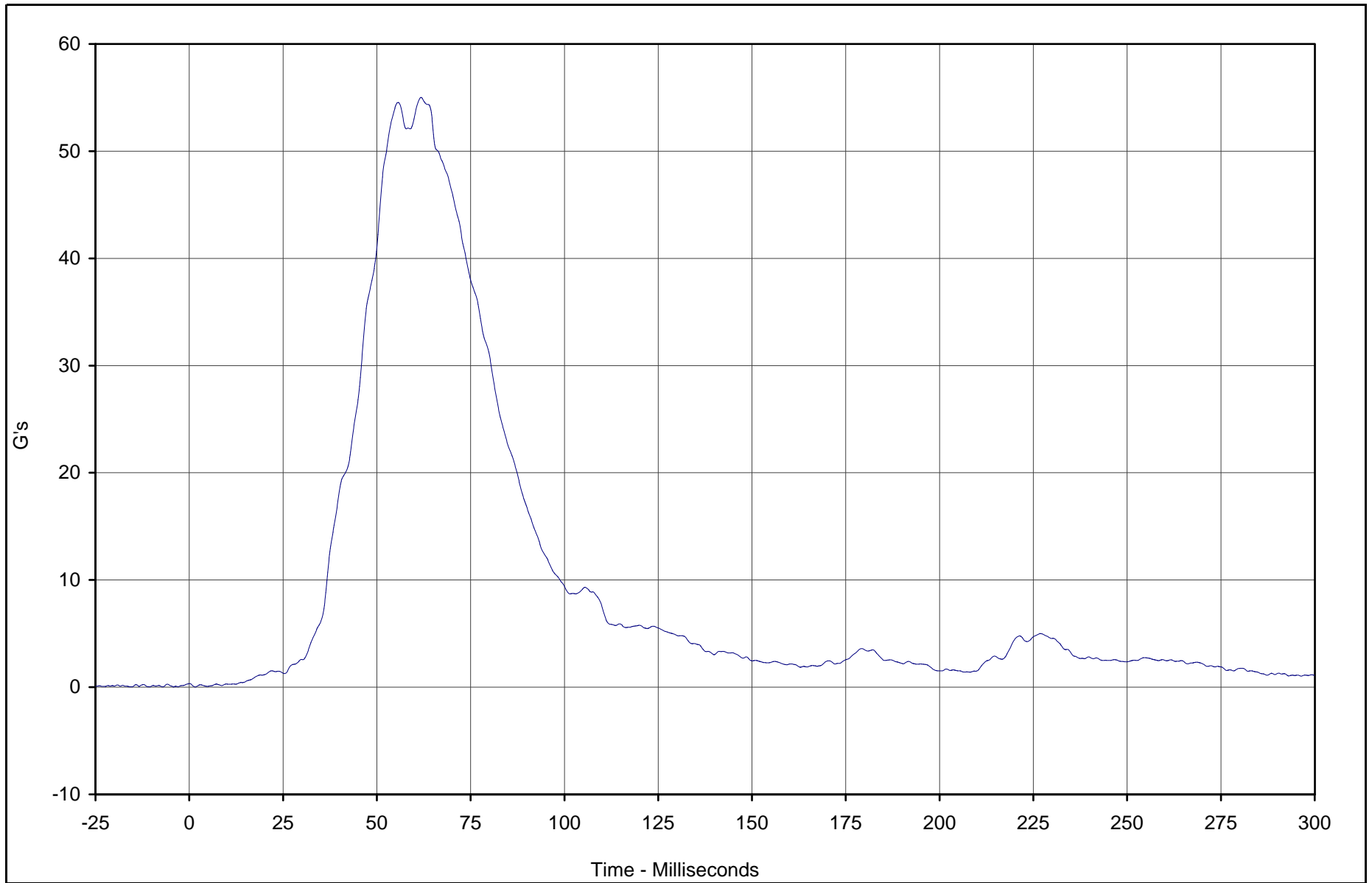
Test Date: 6/6/02

Test Program: 2002 NHTSA 35mph NCAP

NHTSA No.: M20506

KAR22001-16

B-87



Curve Description	CURNO	Type	Units	Max	Time	Min	Time	SAE Class
Passenger Chest Resultant Primary	057	RES	G's	55.0	61.8	0.0	1.6	180



Test Vehicle: 2002 Isuzu Axiom 4WD SUV

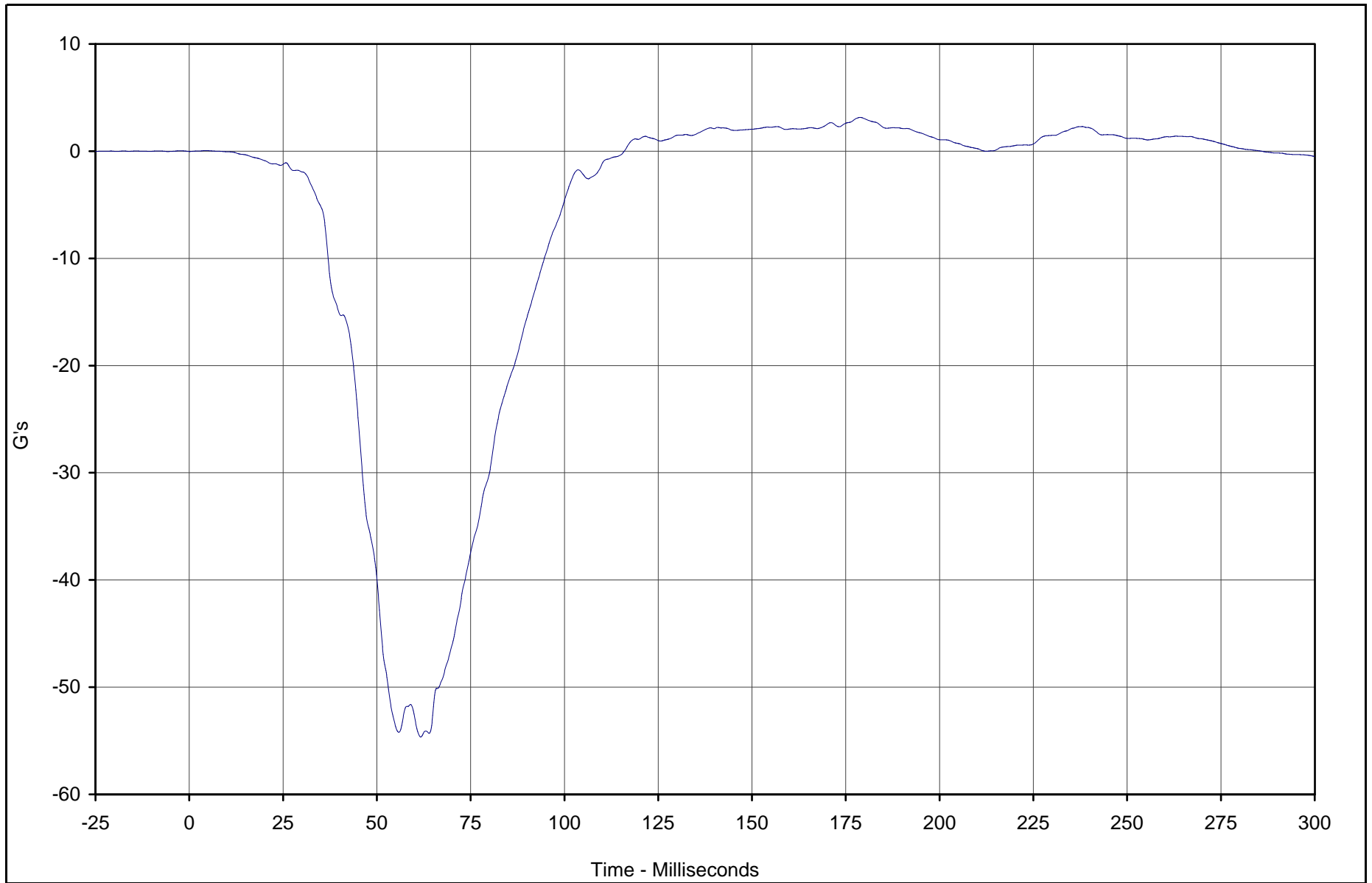
Test Date: 6/6/02

Test Program: 2002 NHTSA 35mph NCAP

NHTSA No.: M20506

KAR22001-16

B-88



Curve Description	CURNO	Type	Units	Max	Time	Min	Time	SAE Class
Passenger Chest Redundant X	060	FIL	G's	3.1	178.9	-54.6	61.7	180



Test Vehicle: 2002 Isuzu Axiom 4WD SUV

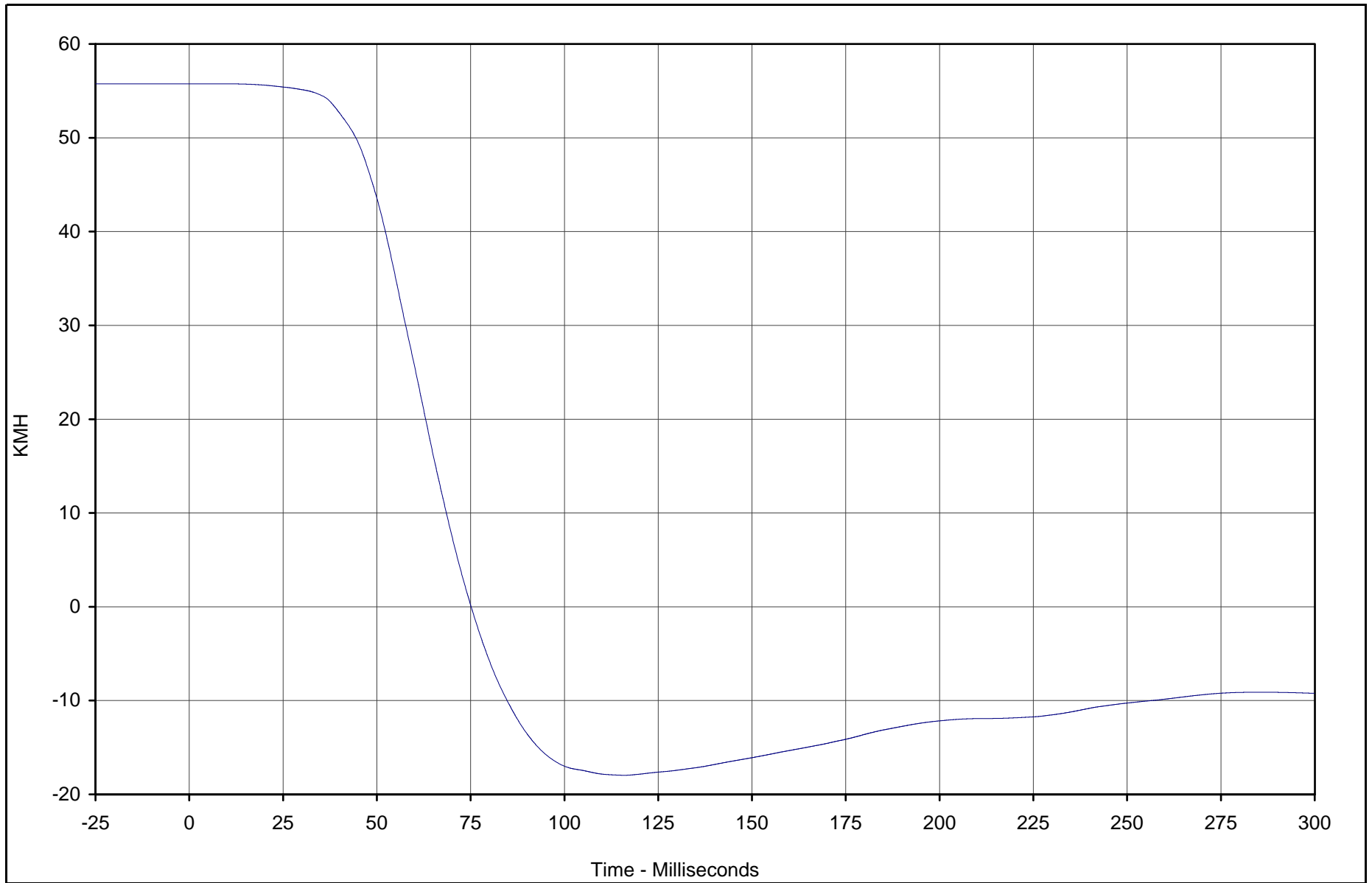
Test Date: 6/6/02

Test Program: 2002 NHTSA 35mph NCAP

NHTSA No.: M20506

KAR22001-16

B-89



KAR22001-16

Curve Description	CURNO	Type	Units	Max	Time	Min	Time	SAE Class
Passenger Chest Redundant X Velocity	060	IN1	KMH	55.8	7.0	-18.0	116.0	180



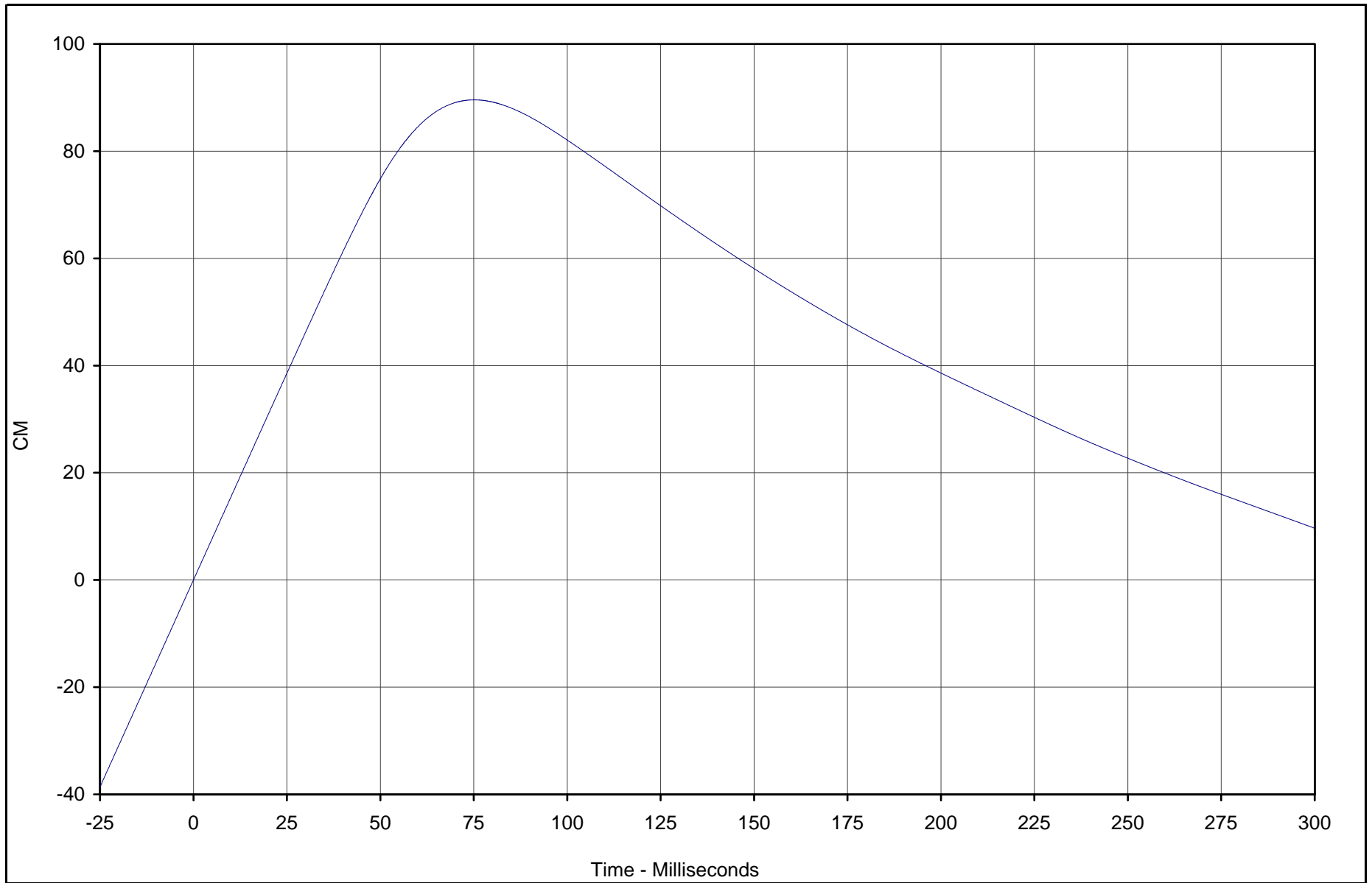
Test Vehicle: 2002 Isuzu Axiom 4WD SUV

Test Date: 6/6/02

Test Program: 2002 NHTSA 35mph NCAP

NHTSA No.: M20506

B-90



Curve Description	CURNO	Type	Units	Max	Time	Min	Time	SAE Class
Passenger Chest Redundant X Displ.	060	IN2	CM	89.6	75.1	0.0	0.0	180



Test Vehicle: 2002 Isuzu Axiom 4WD SUV

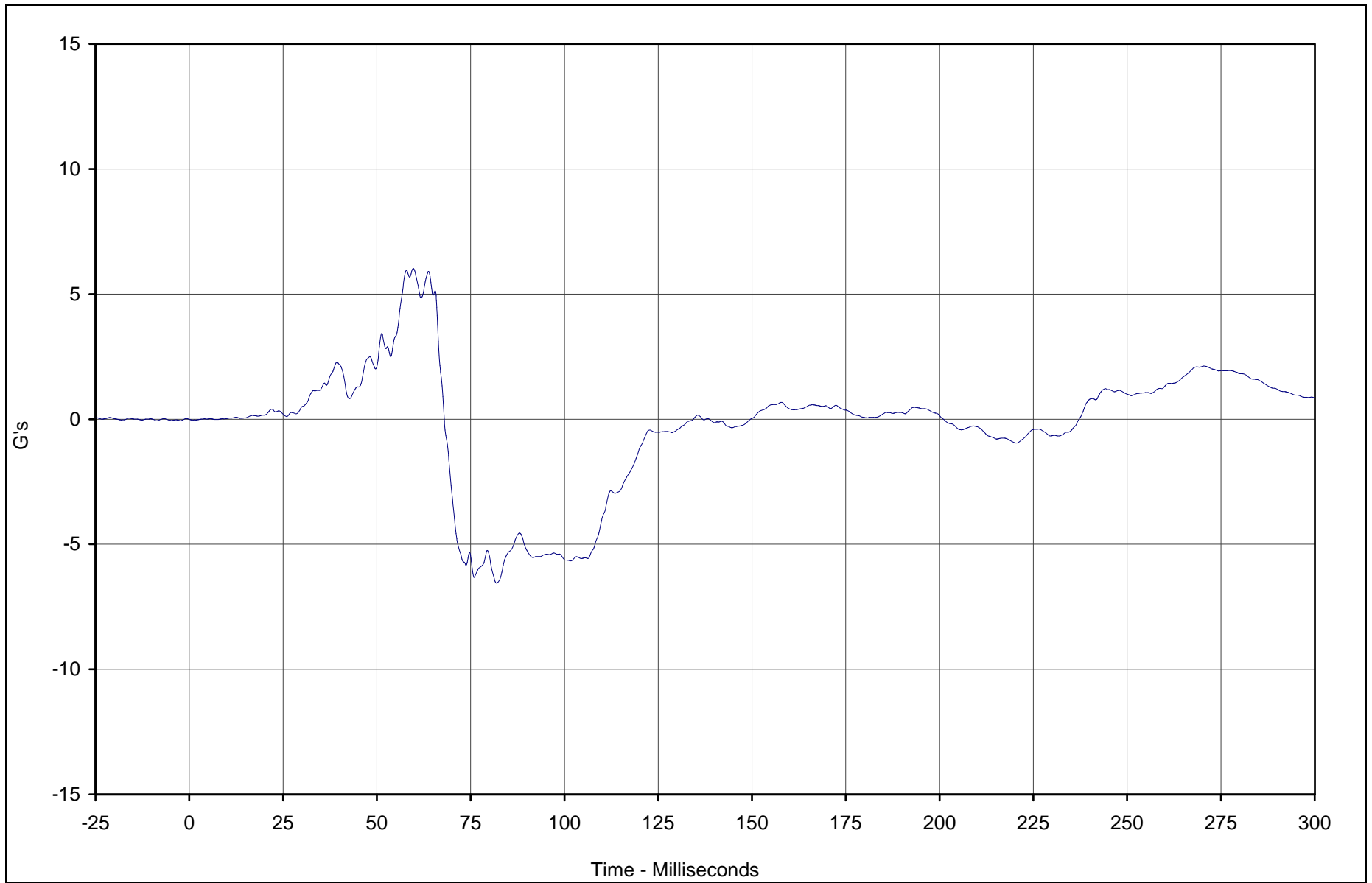
Test Date: 6/6/02

Test Program: 2002 NHTSA 35mph NCAP

NHTSA No.: M20506

KAR22001-16

B-91



KAR22001-16

Curve Description	CURNO	Type	Units	Max	Time	Min	Time	SAE Class
Passenger Chest Redundant Y	061	FIL	G's	6.0	59.7	-6.6	81.9	180



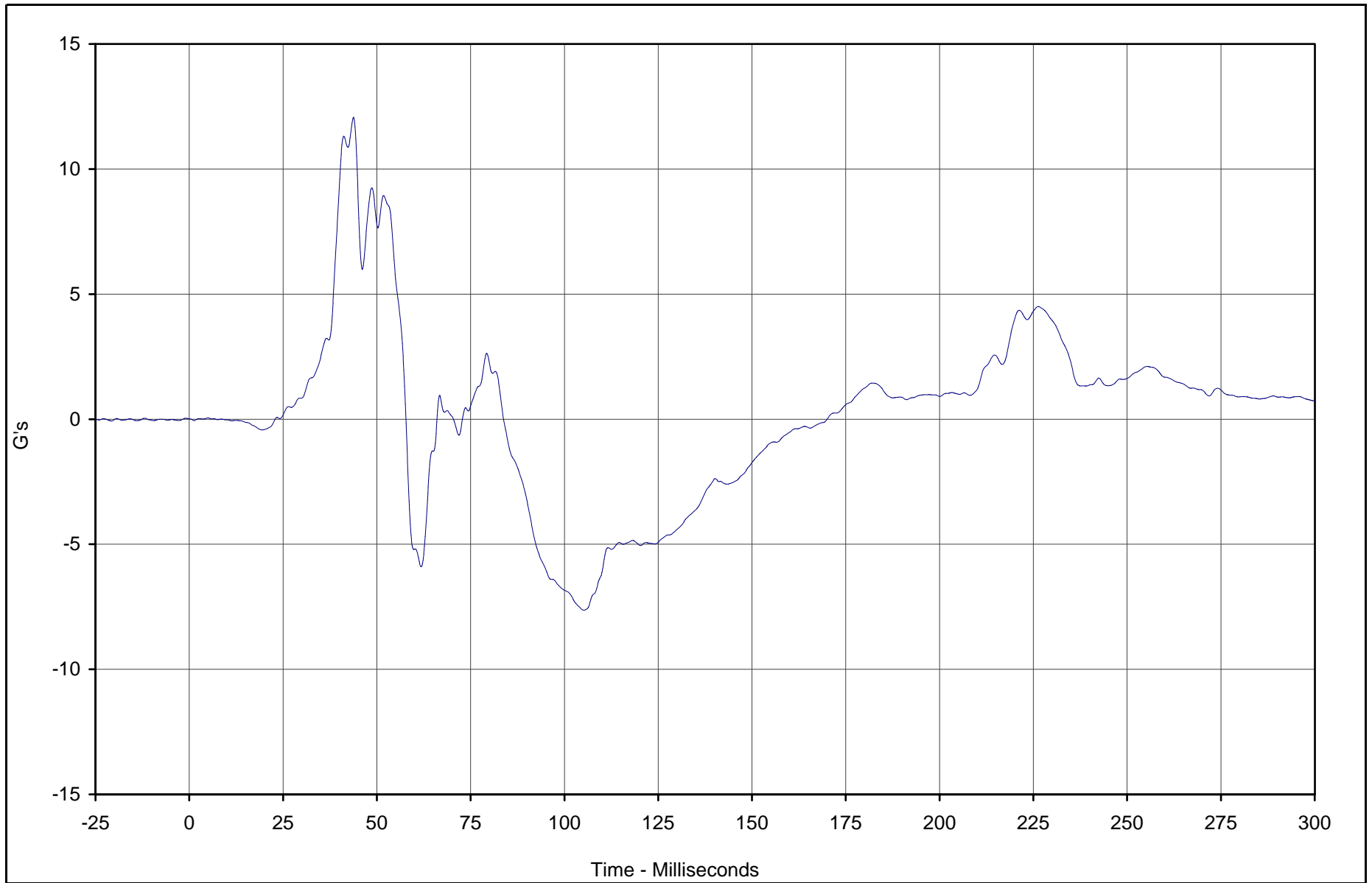
Test Vehicle: 2002 Isuzu Axiom 4WD SUV

Test Date: 6/6/02

Test Program: 2002 NHTSA 35mph NCAP

NHTSA No.: M20506

B-92



Curve Description	CURNO	Type	Units	Max	Time	Min	Time	SAE Class
Passenger Chest Redundant Z	062	FIL	G's	12.1	43.8	-7.6	105.2	180



Test Vehicle: 2002 Isuzu Axiom 4WD SUV

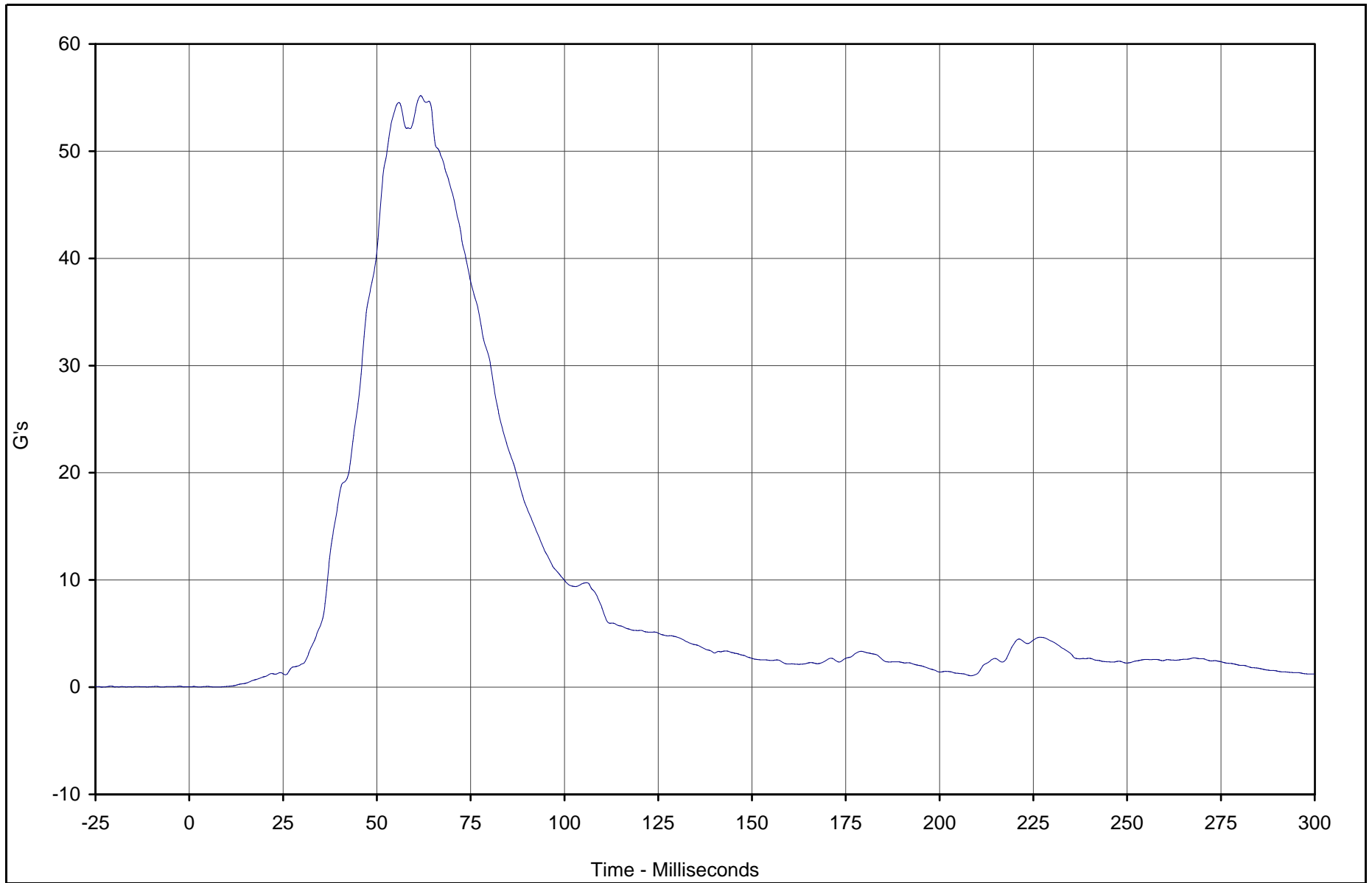
Test Date: 6/6/02

Test Program: 2002 NHTSA 35mph NCAP

NHTSA No.: M20506

KAR22001-16

B-93



Curve Description	CURNO	Type	Units	Max	Time	Min	Time	SAE Class
Passenger Chest Resultant Redundant	060	RES	G's	55.2	61.7	0.0	7.0	180



Test Vehicle: 2002 Isuzu Axiom 4WD SUV

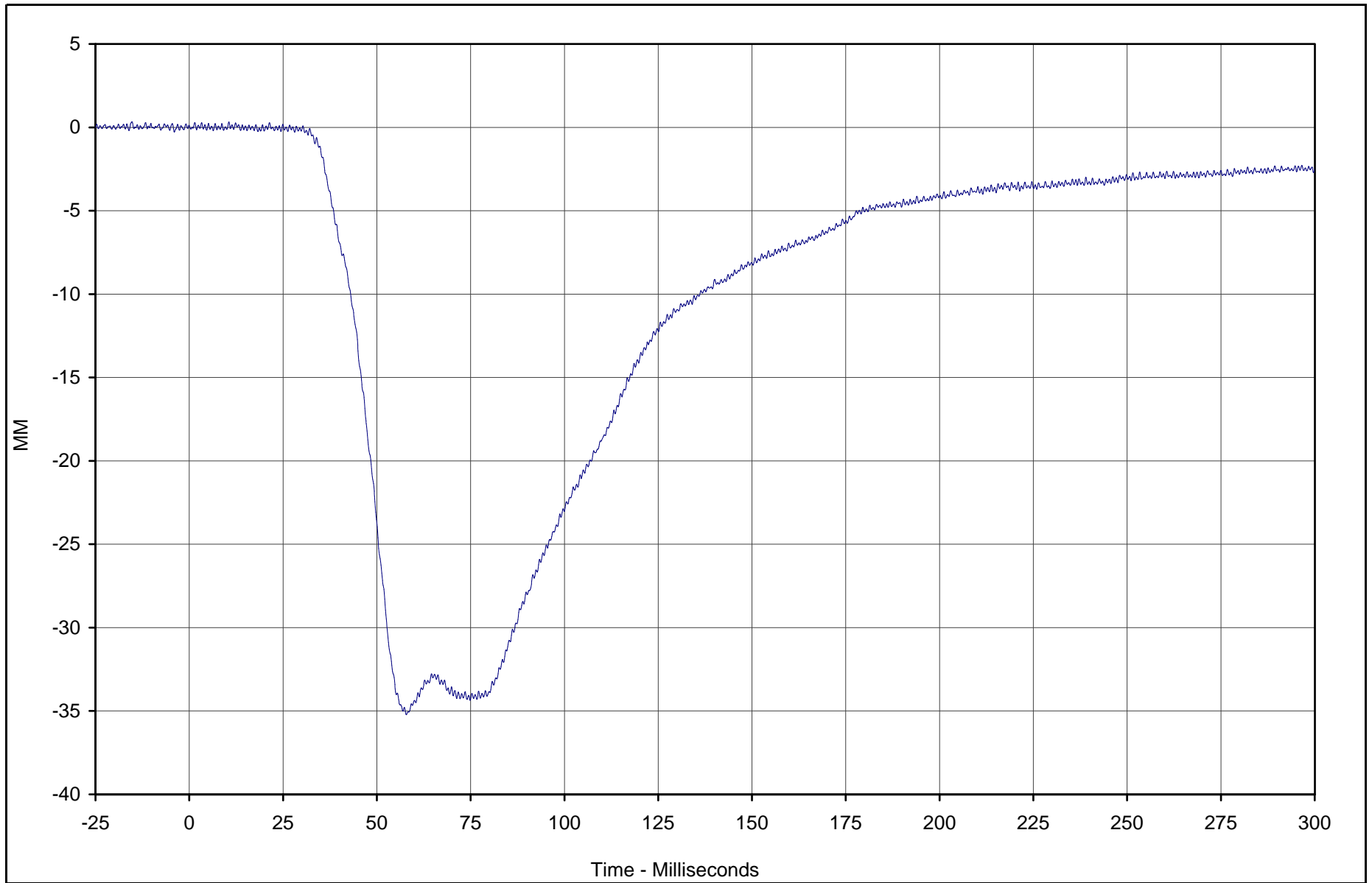
Test Date: 6/6/02

Test Program: 2002 NHTSA 35mph NCAP

NHTSA No.: M20506

KAR22001-16

B-94



KAR22001-16

Curve Description	CURNO	Type	Units	Max	Time	Min	Time	SAE Class
Passenger Chest Displacement X	063	FIL	MM	0.3	10.5	-35.2	57.8	600



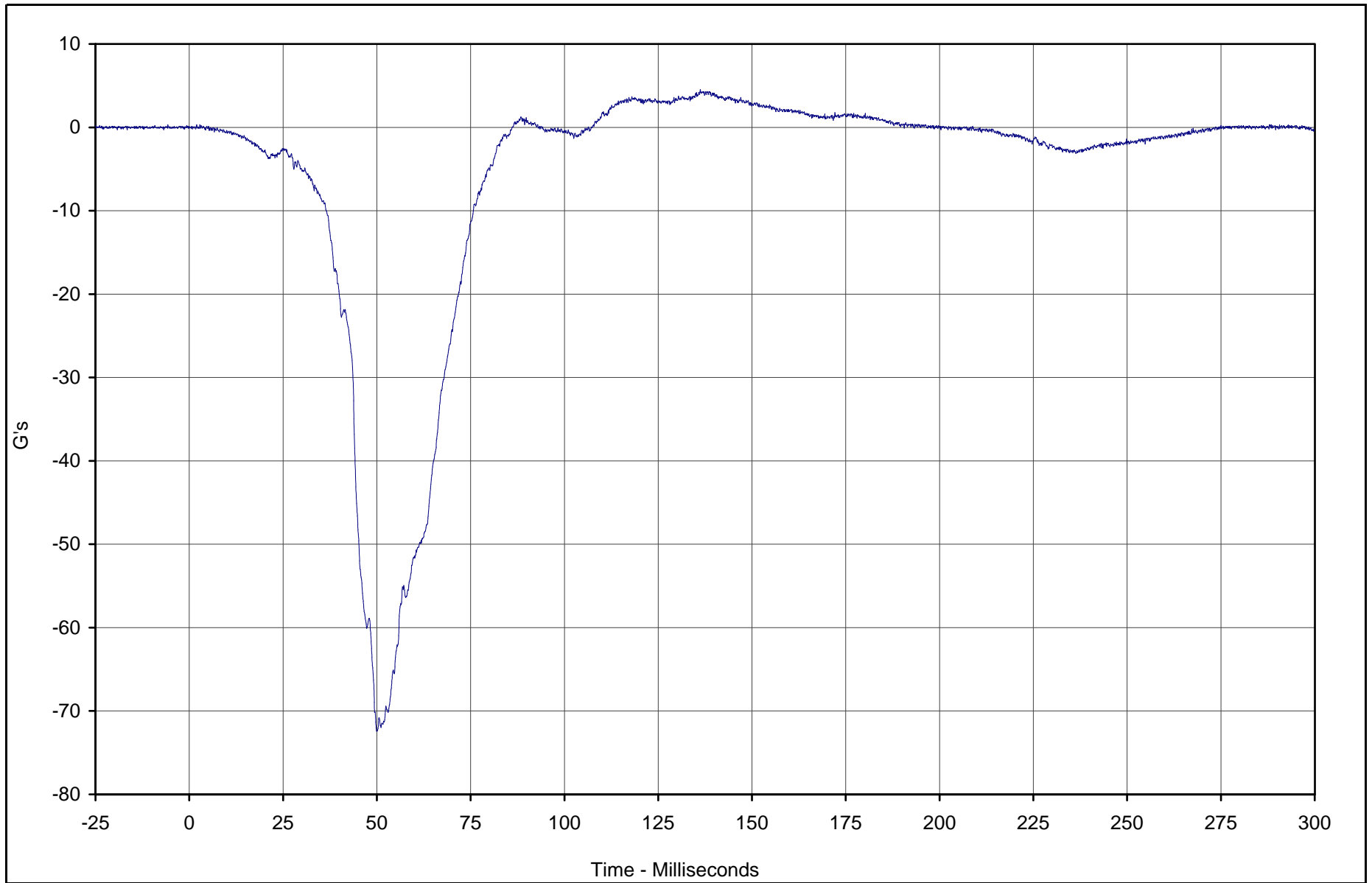
Test Vehicle: 2002 Isuzu Axiom 4WD SUV

Test Date: 6/6/02

Test Program: 2002 NHTSA 35mph NCAP

NHTSA No.: M20506

B-95



Curve Description	CURNO	Type	Units	Max	Time	Min	Time	SAE Class
Passenger Pelvis X	064	FIL	G's	4.5	136.2	-72.4	49.9	1000



Test Vehicle: 2002 Isuzu Axiom 4WD SUV

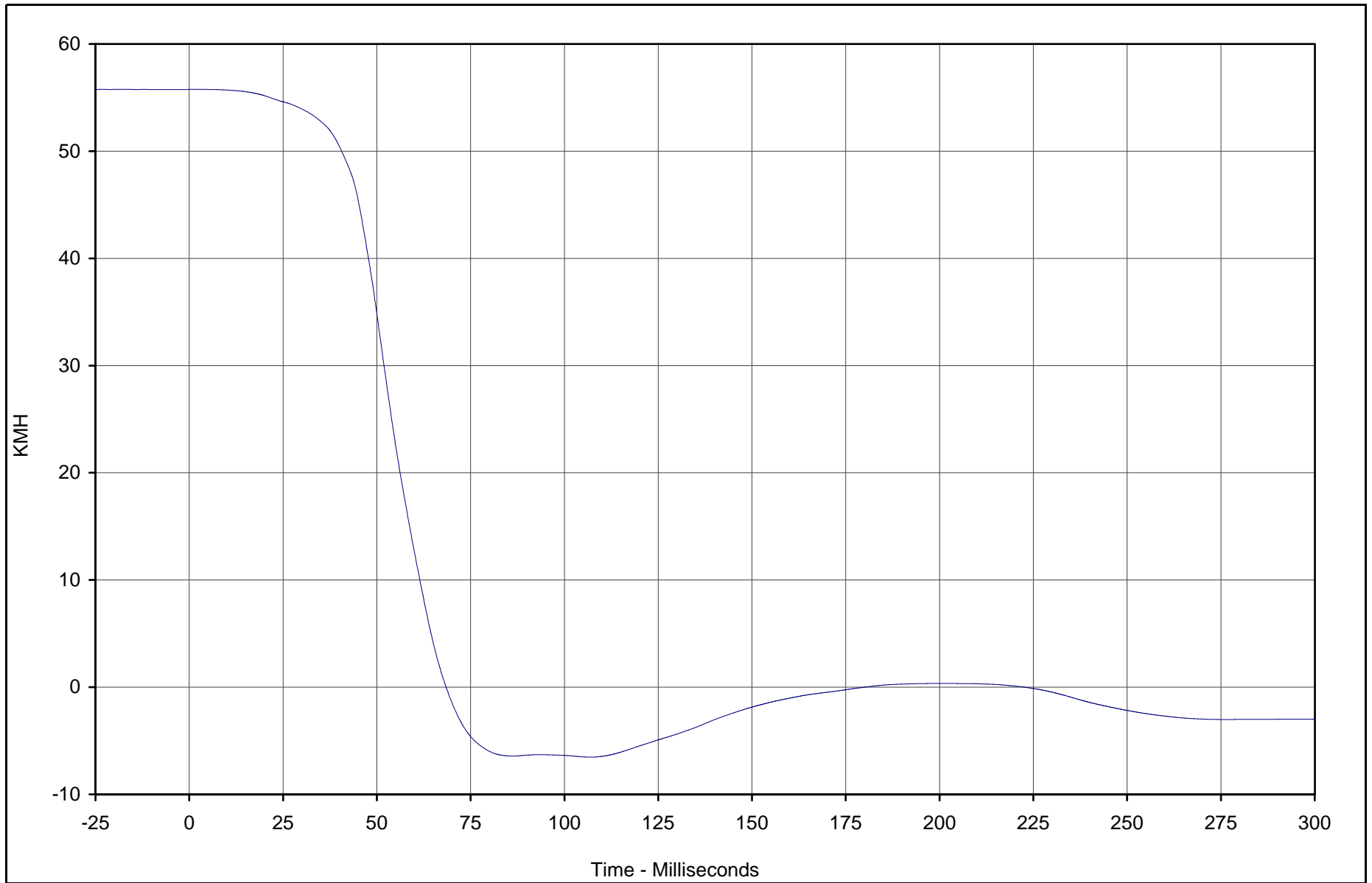
Test Date: 6/6/02

Test Program: 2002 NHTSA 35mph NCAP

NHTSA No.: M20506

KAR22001-16

B-96



Curve Description	CURNO	Type	Units	Max	Time	Min	Time	SAE Class
Passenger Pelvis X Velocity	064	IN1	KMH	55.8	3.6	-6.5	107.3	180



Test Vehicle: 2002 Isuzu Axiom 4WD SUV

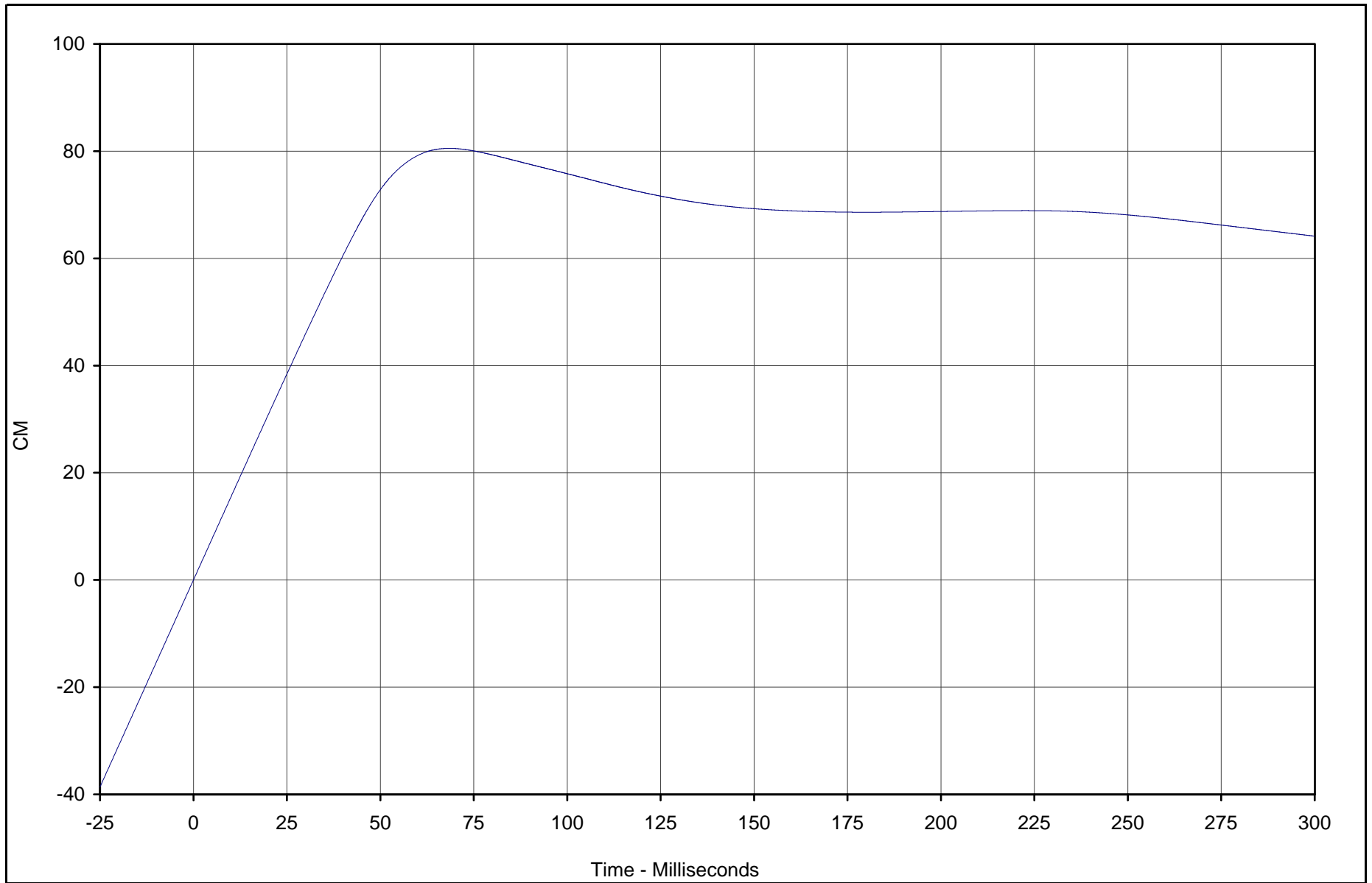
Test Date: 6/6/02

Test Program: 2002 NHTSA 35mph NCAP

NHTSA No.: M20506

KAR22001-16

B-97



KAR22001-16

Curve Description	CURNO	Type	Units	Max	Time	Min	Time	SAE Class
Passenger Pelvis X Displ.	064	IN2	CM	80.5	68.5	0.0	0.0	180



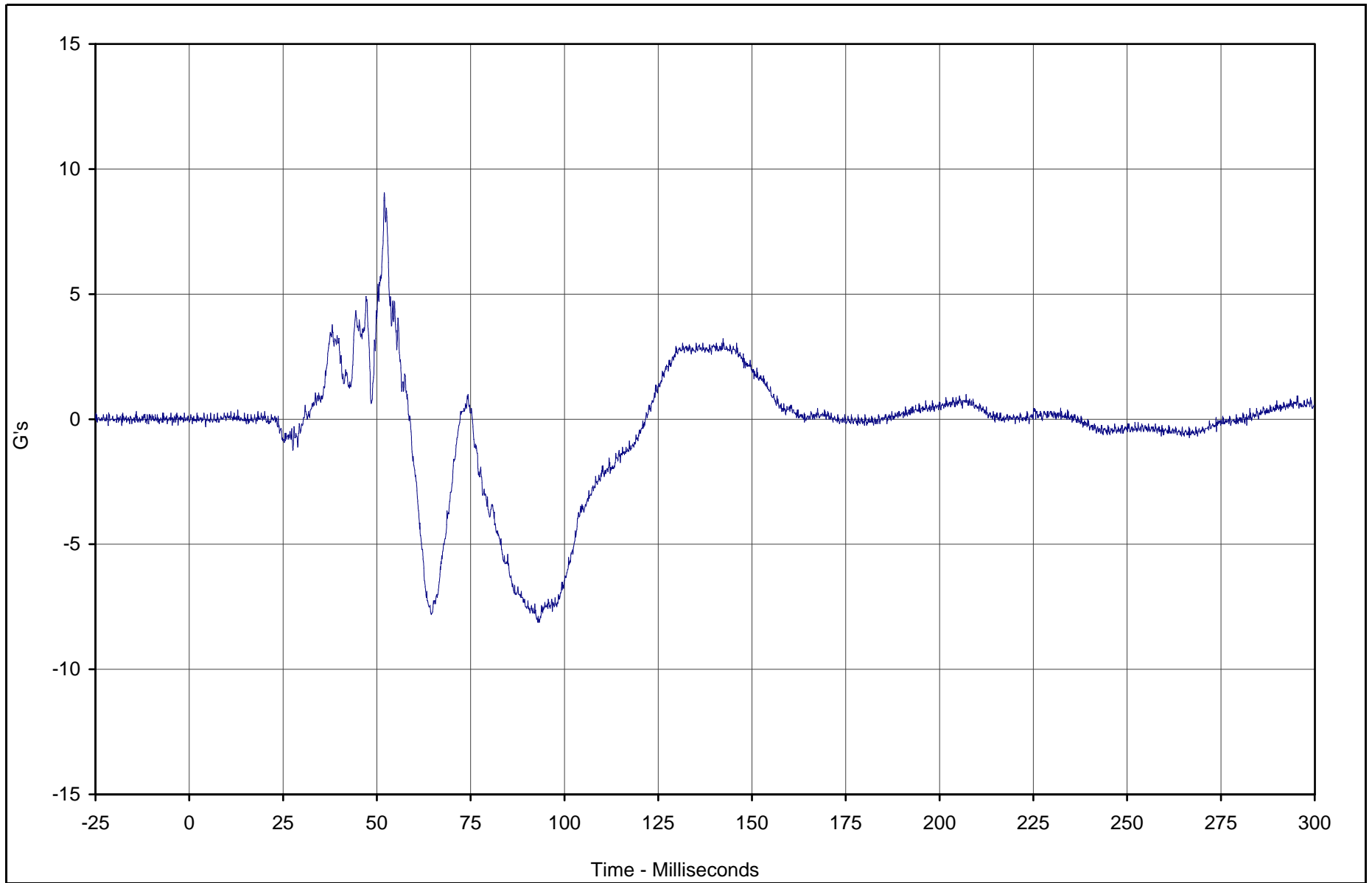
Test Vehicle: 2002 Isuzu Axiom 4WD SUV

Test Date: 6/6/02

Test Program: 2002 NHTSA 35mph NCAP

NHTSA No.: M20506

B-98



Curve Description	CURNO	Type	Units	Max	Time	Min	Time	SAE Class
Passenger Pelvis Y	065	FIL	G's	9.1	52.0	-8.1	92.9	1000



Test Vehicle: 2002 Isuzu Axiom 4WD SUV

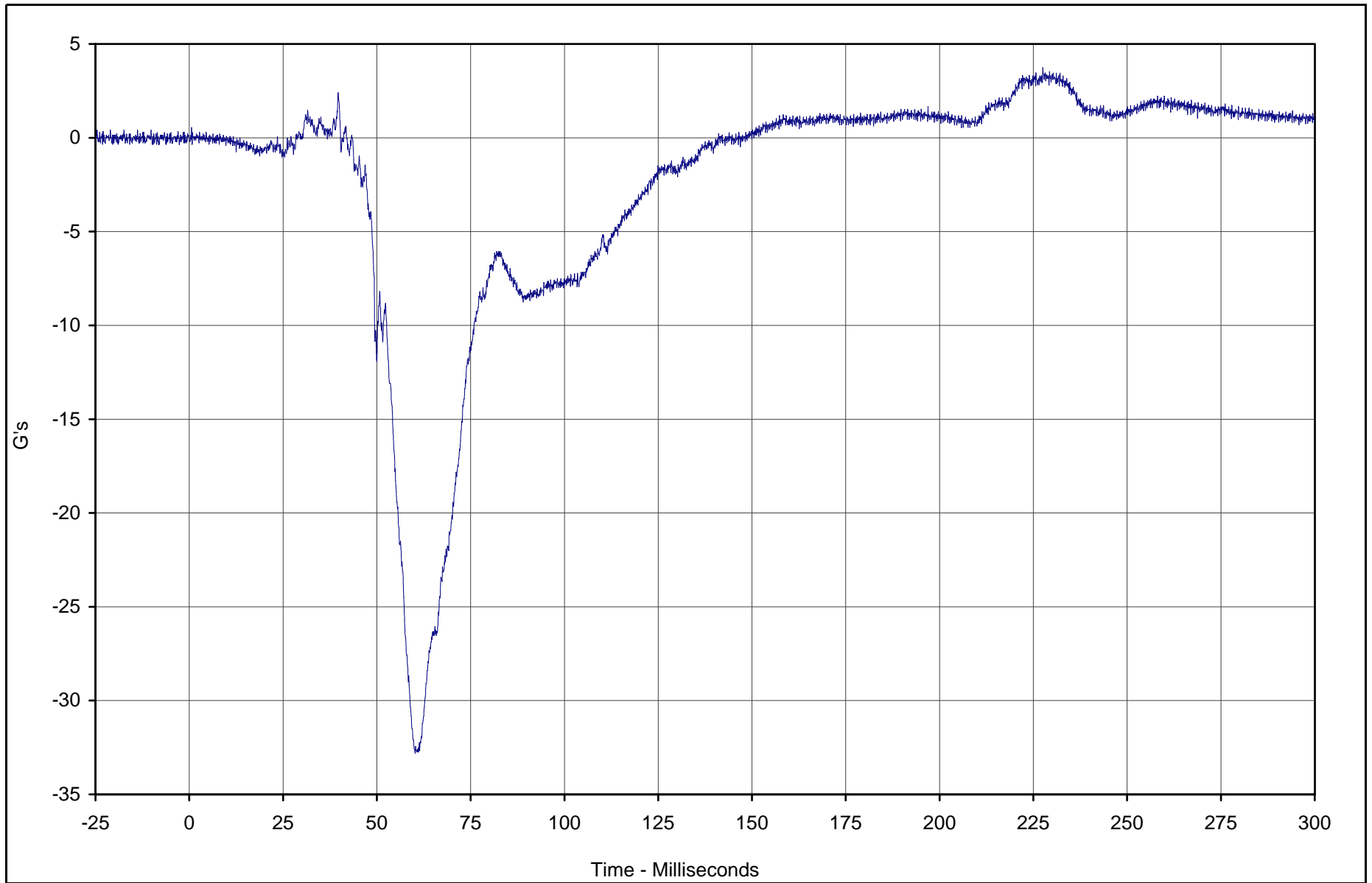
Test Date: 6/6/02

Test Program: 2002 NHTSA 35mph NCAP

NHTSA No.: M20506

KAR22001-16

B-99



Curve Description	CURNO	Type	Units	Max	Time	Min	Time	SAE Class
Passenger Pelvis Z	066	FIL	G's	3.7	227.5	-32.8	60.2	1000



Test Vehicle: 2002 Isuzu Axiom 4WD SUV

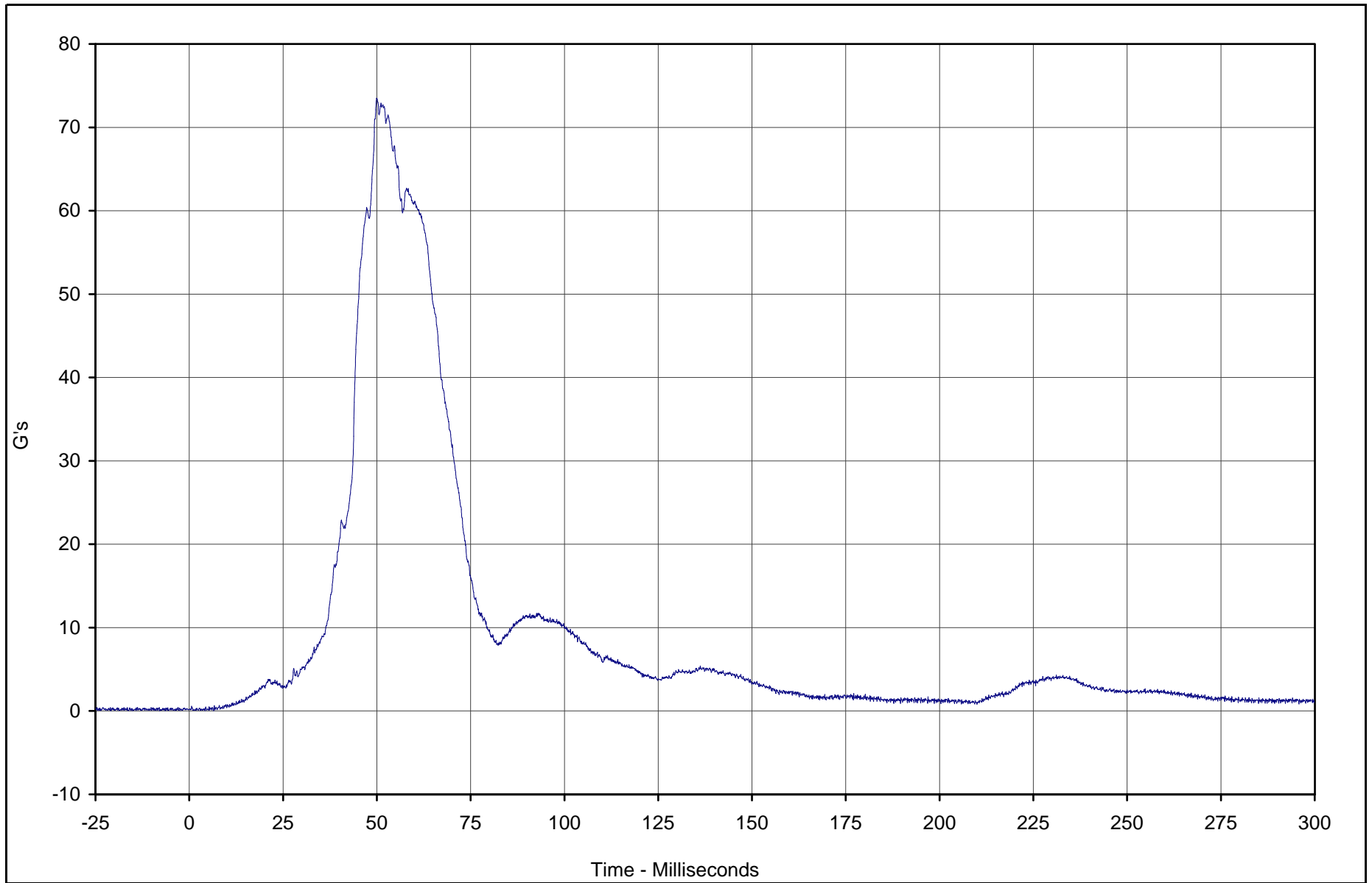
Test Date: 6/6/02

Test Program: 2002 NHTSA 35mph NCAP

NHTSA No.: M20506

KAR22001-16

B-100



Curve Description	CURNO	Type	Units	Max	Time	Min	Time	SAE Class
Passenger Pelvis Resultant	066	RES	G's	73.5	49.9	0.0	4.2	1000



Test Vehicle: 2002 Isuzu Axiom 4WD SUV

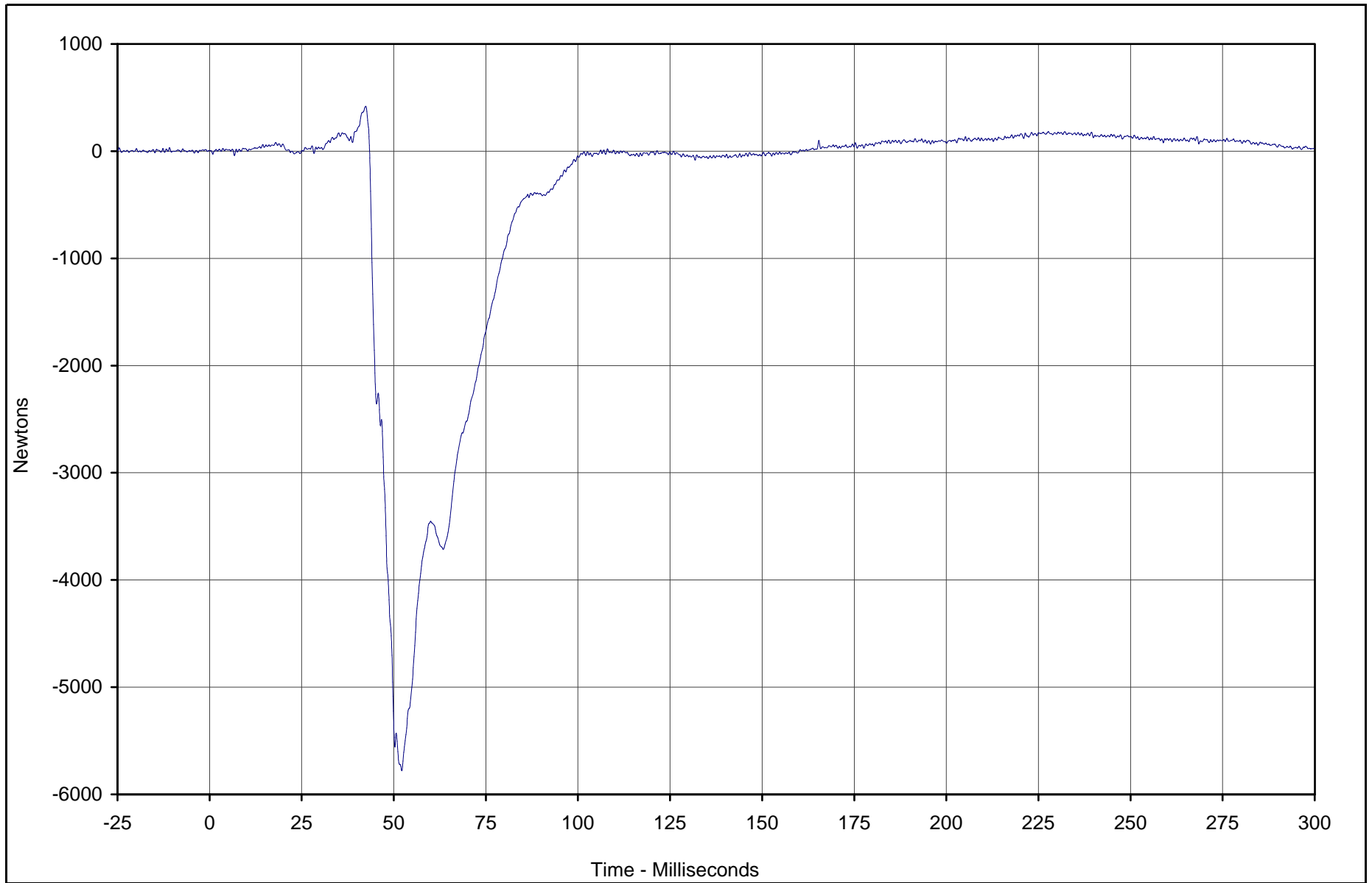
Test Date: 6/6/02

Test Program: 2002 NHTSA 35mph NCAP

NHTSA No.: M20506

KAR22001-16

B-101



Curve Description	CURNO	Type	Units	Max	Time	Min	Time	SAE Class
Passenger Left Femur Force	067	FIL	Newtons	419.3	42.4	-5780.6	52.2	600



Test Vehicle: 2002 Isuzu Axiom 4WD SUV

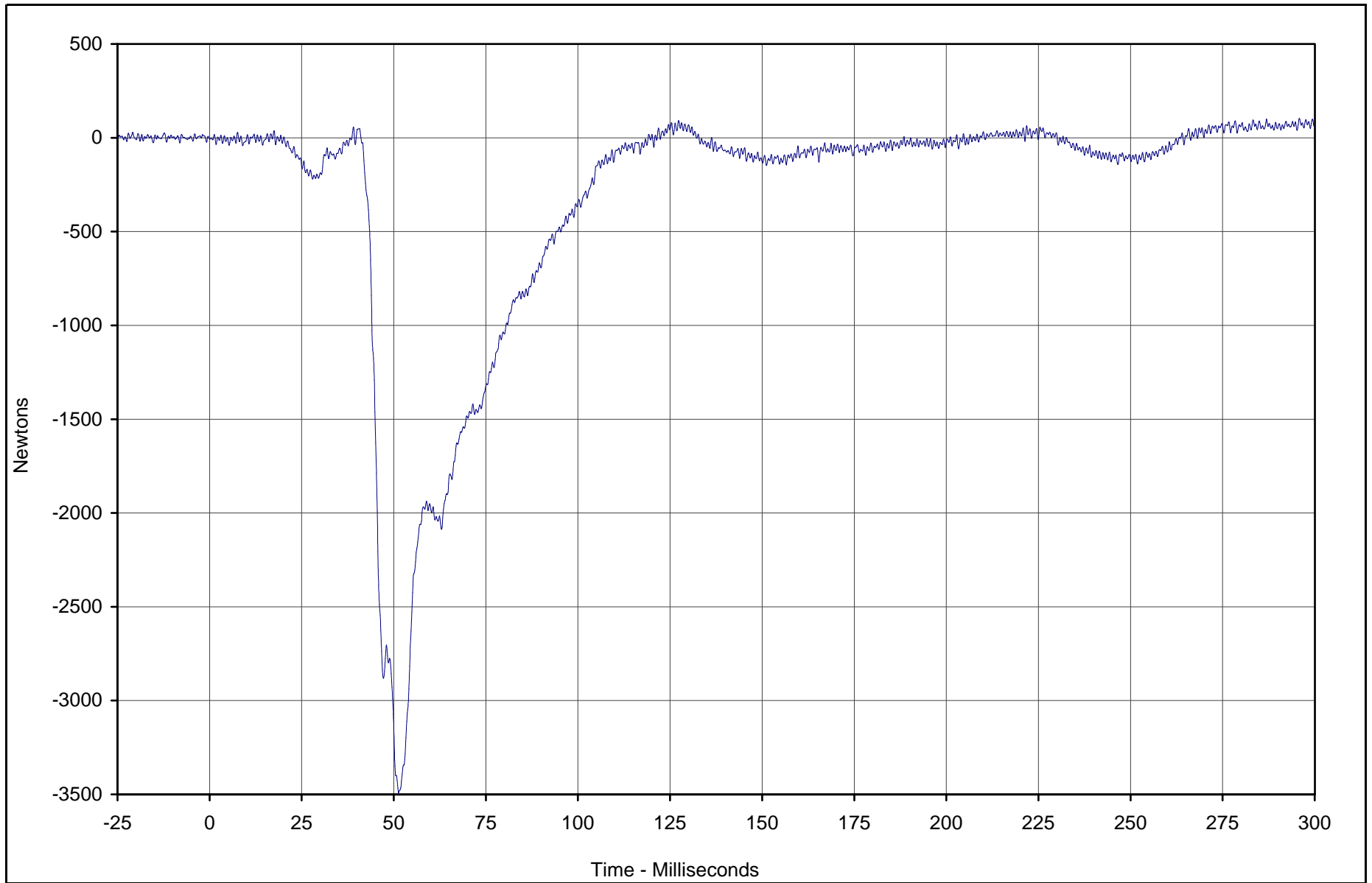
Test Date: 6/6/02

Test Program: 2002 NHTSA 35mph NCAP

NHTSA No.: M20506

KAR22001-16

B-102



Curve Description	CURNO	Type	Units	Max	Time	Min	Time	SAE Class
Passenger Right Femur Force	068	FIL	Newtons	103.0	295.8	-3491.9	51.3	600



Test Vehicle: 2002 Isuzu Axiom 4WD SUV

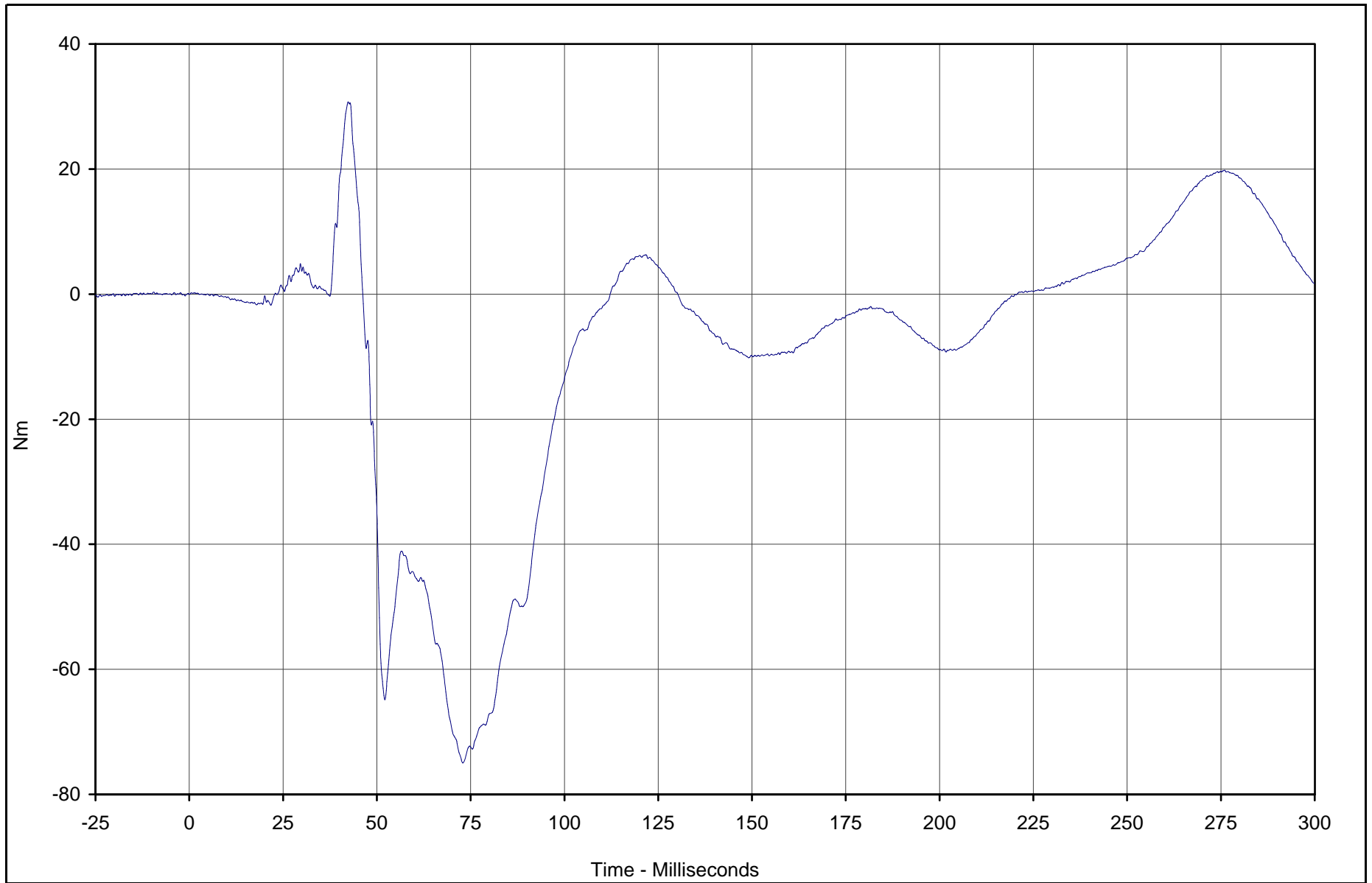
Test Date: 6/6/02

Test Program: 2002 NHTSA 35mph NCAP

NHTSA No.: M20506

KAR22001-16

B-103



Curve Description	CURNO	Type	Units	Max	Time	Min	Time	SAE Class
Passenger Left Upper Tibia Moment X	069	FIL	Nm	30.7	42.4	-75.0	72.9	600



Test Vehicle: 2002 Isuzu Axiom 4WD SUV

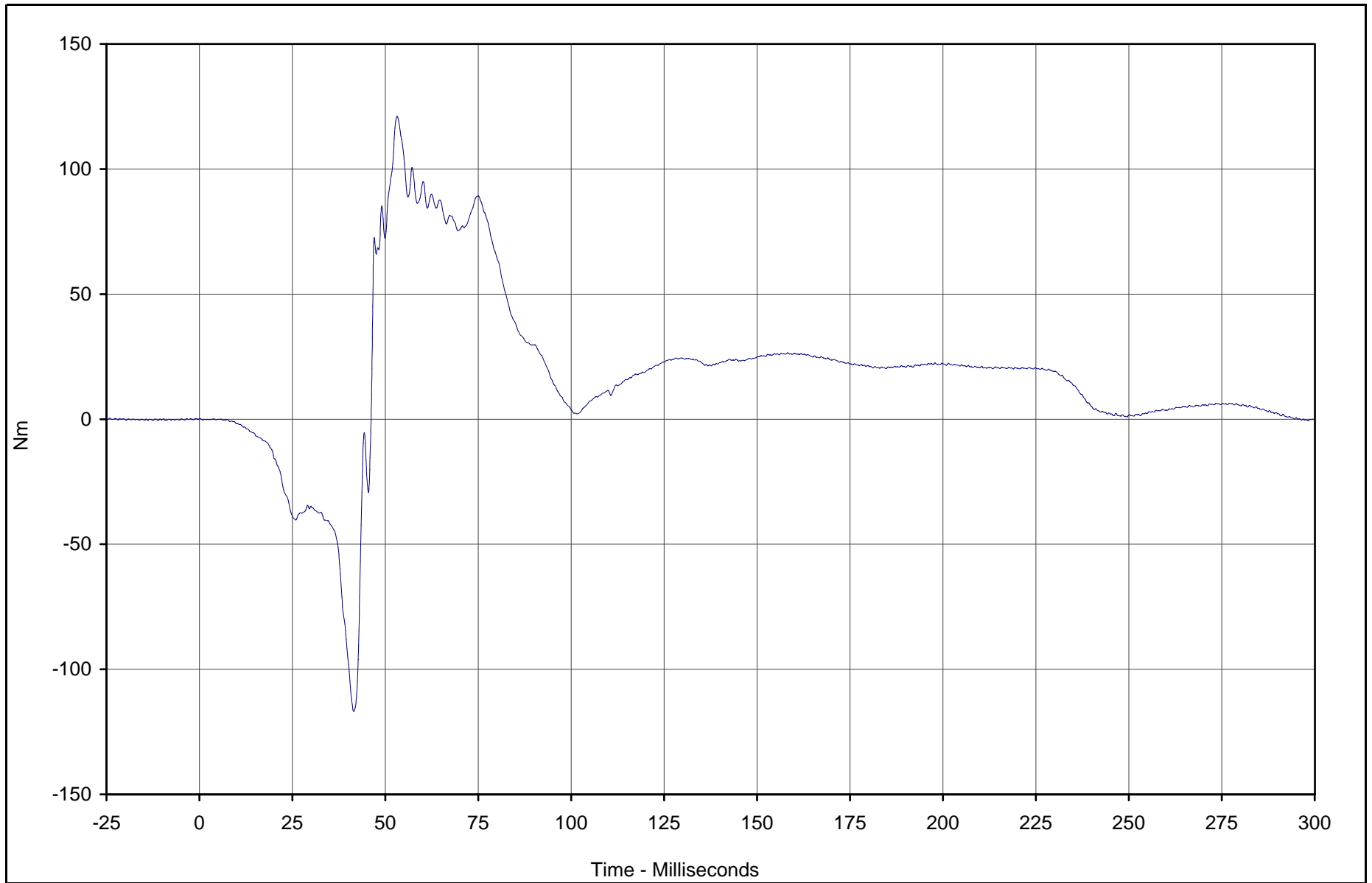
Test Date: 6/6/02

Test Program: 2002 NHTSA 35mph NCAP

NHTSA No.: M20506

KAR22001-16

B-104



KAR22001-16

Curve Description	CURNO	Type	Units	Max	Time	Min	Time	SAE Class
Passenger Left Upper Tibia Moment Y	070	FIL	Nm	121.1	53.1	-116.9	41.5	600



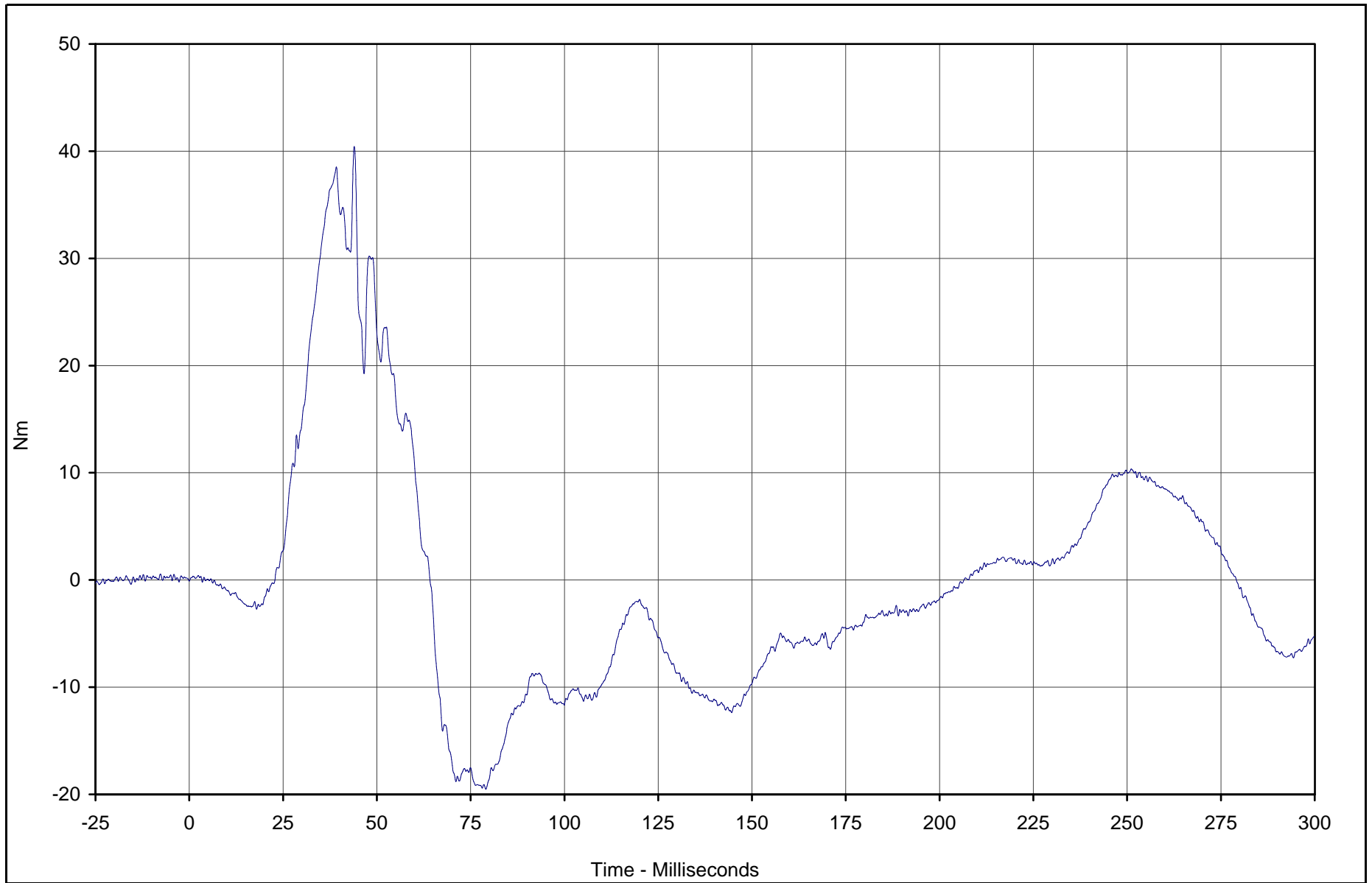
Test Vehicle: 2002 Isuzu Axiom 4WD SUV

Test Date: 6/6/02

Test Program: 2002 NHTSA 35mph NCAP

NHTSA No.: M20506

B-105



Curve Description	CURNO	Type	Units	Max	Time	Min	Time	SAE Class
Passenger Right Upper Tibia Moment X	071	FIL	Nm	40.4	44.0	-19.5	79.0	600



Test Vehicle: 2002 Isuzu Axiom 4WD SUV

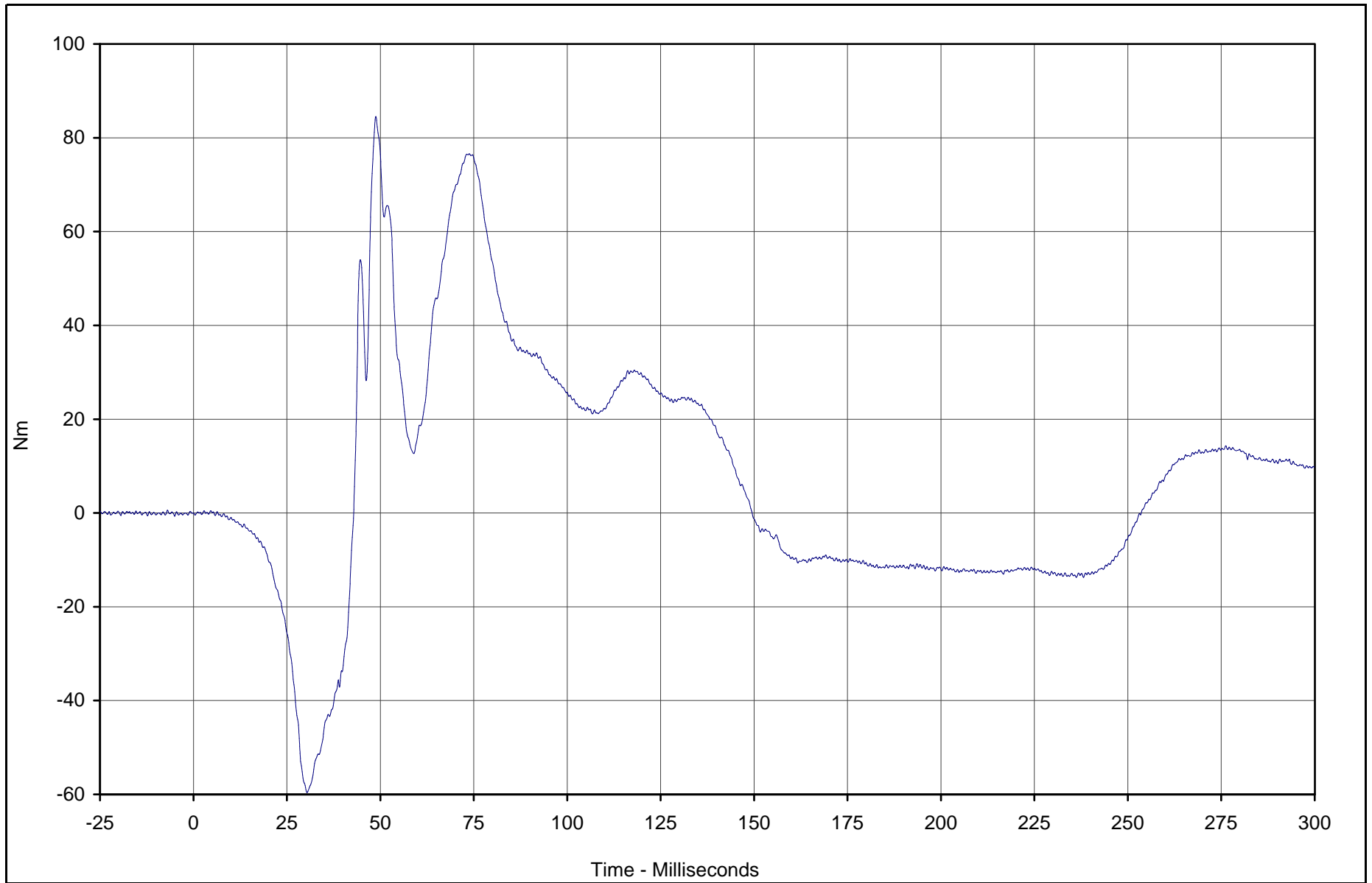
Test Date: 6/6/02

Test Program: 2002 NHTSA 35mph NCAP

NHTSA No.: M20506

KAR22001-16

B-106



Curve Description	CURNO	Type	Units	Max	Time	Min	Time	SAE Class
Passenger Right Upper Tibia Moment Y	072	FIL	Nm	84.5	48.8	-59.6	30.4	600



Test Vehicle: 2002 Isuzu Axiom 4WD SUV

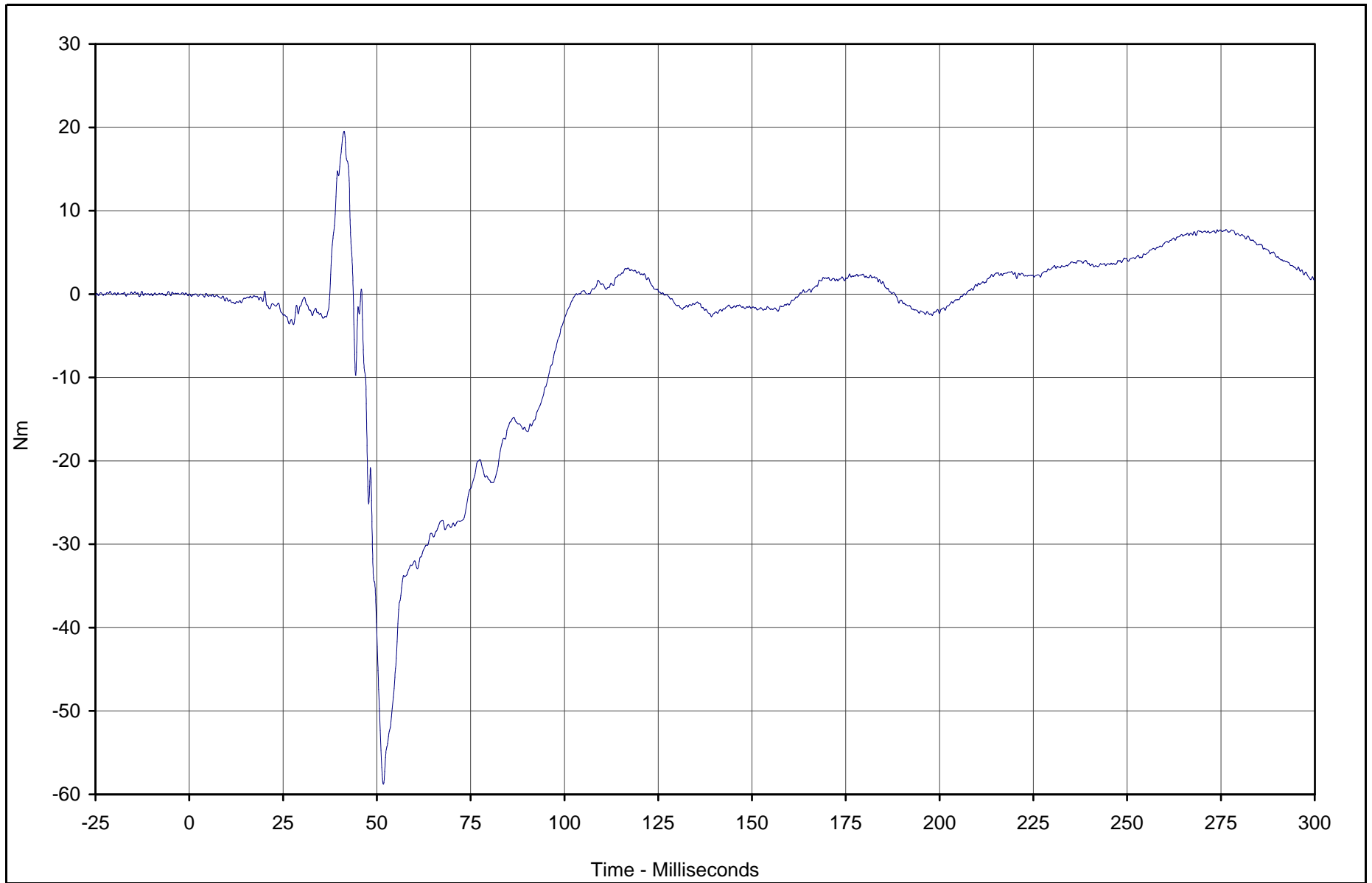
Test Date: 6/6/02

Test Program: 2002 NHTSA 35mph NCAP

NHTSA No.: M20506

KAR22001-16

B-107



KAR22001-16

Curve Description	CURNO	Type	Units	Max	Time	Min	Time	SAE Class
Passenger Left Lower Tibia Moment X	073	FIL	Nm	19.5	41.3	-58.8	51.8	600



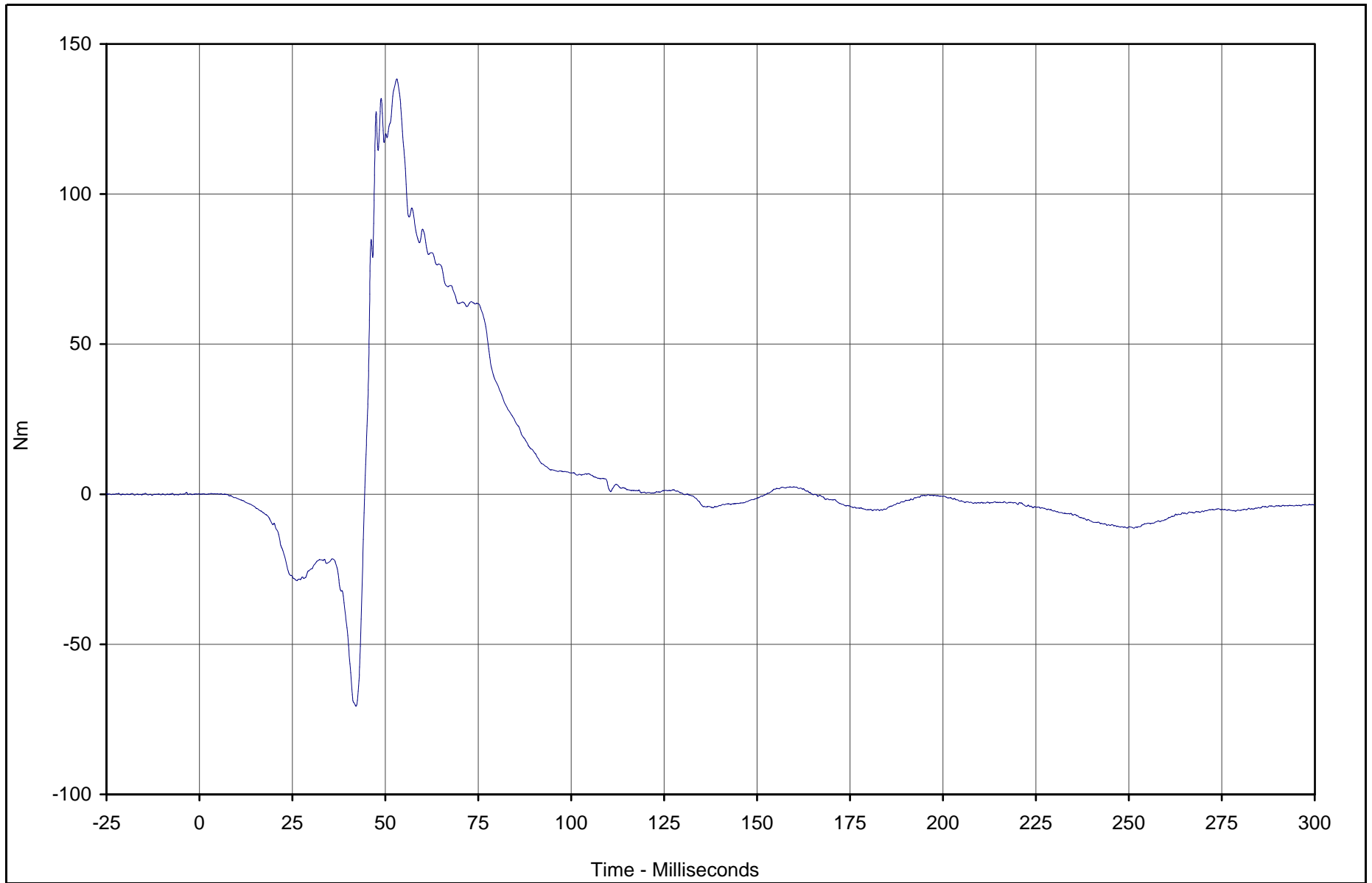
Test Vehicle: 2002 Isuzu Axiom 4WD SUV

Test Date: 6/6/02

Test Program: 2002 NHTSA 35mph NCAP

NHTSA No.: M20506

B-108



Curve Description	CURNO	Type	Units	Max	Time	Min	Time	SAE Class
Passenger Left Lower Tibia Moment Y	074	FIL	Nm	138.4	53.1	-70.6	42.1	600



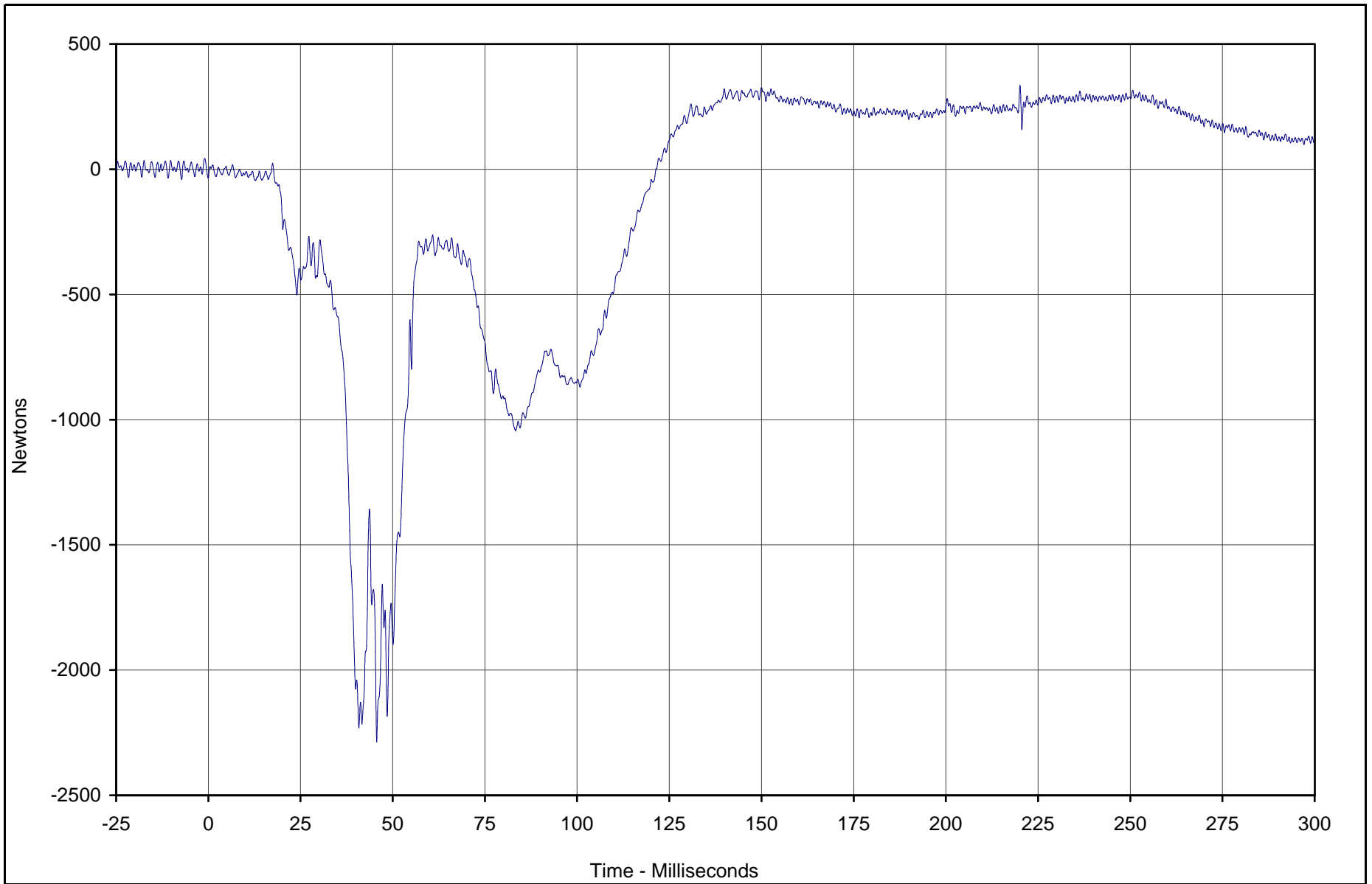
Test Vehicle: 2002 Isuzu Axiom 4WD SUV

Test Date: 6/6/02

Test Program: 2002 NHTSA 35mph NCAP

NHTSA No.: M20506

KAR22001-16



B-109

KAR22001-16

Curve Description	CURNO	Type	Units	Max	Time	Min	Time	SAE Class
Passenger Left Lower Tibia Force Z	075	FIL	Newtons	335.2	220.1	-2287.6	45.7	600



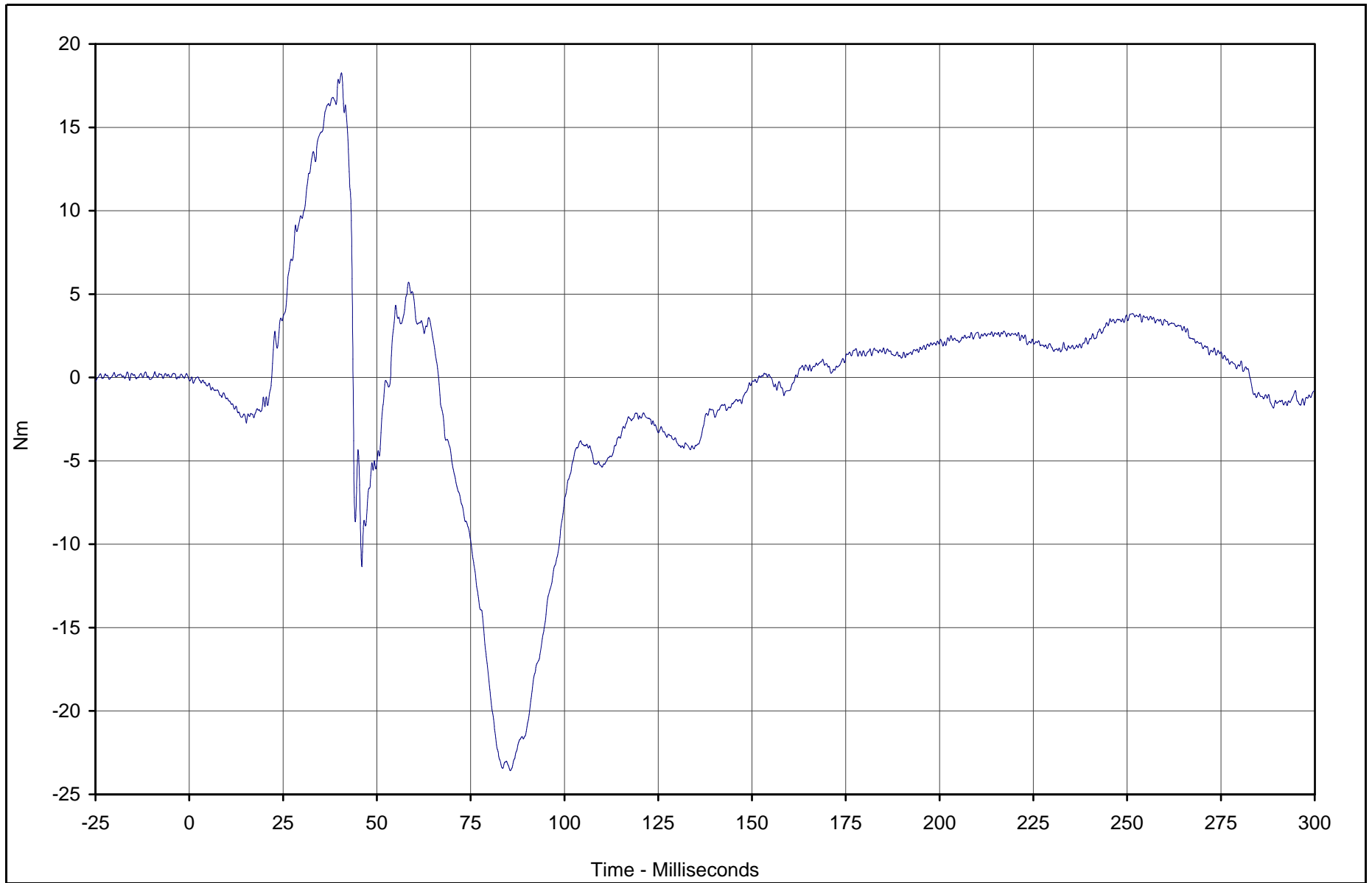
Test Vehicle: 2002 Isuzu Axiom 4WD SUV

Test Date: 6/6/02

Test Program: 2002 NHTSA 35mph NCAP

NHTSA No.: M20506

B-110



Curve Description	CURNO	Type	Units	Max	Time	Min	Time	SAE Class
Passenger Right Lower Tibia Moment X	076	FIL	Nm	18.3	40.6	-23.6	85.5	600



Test Vehicle: 2002 Isuzu Axiom 4WD SUV

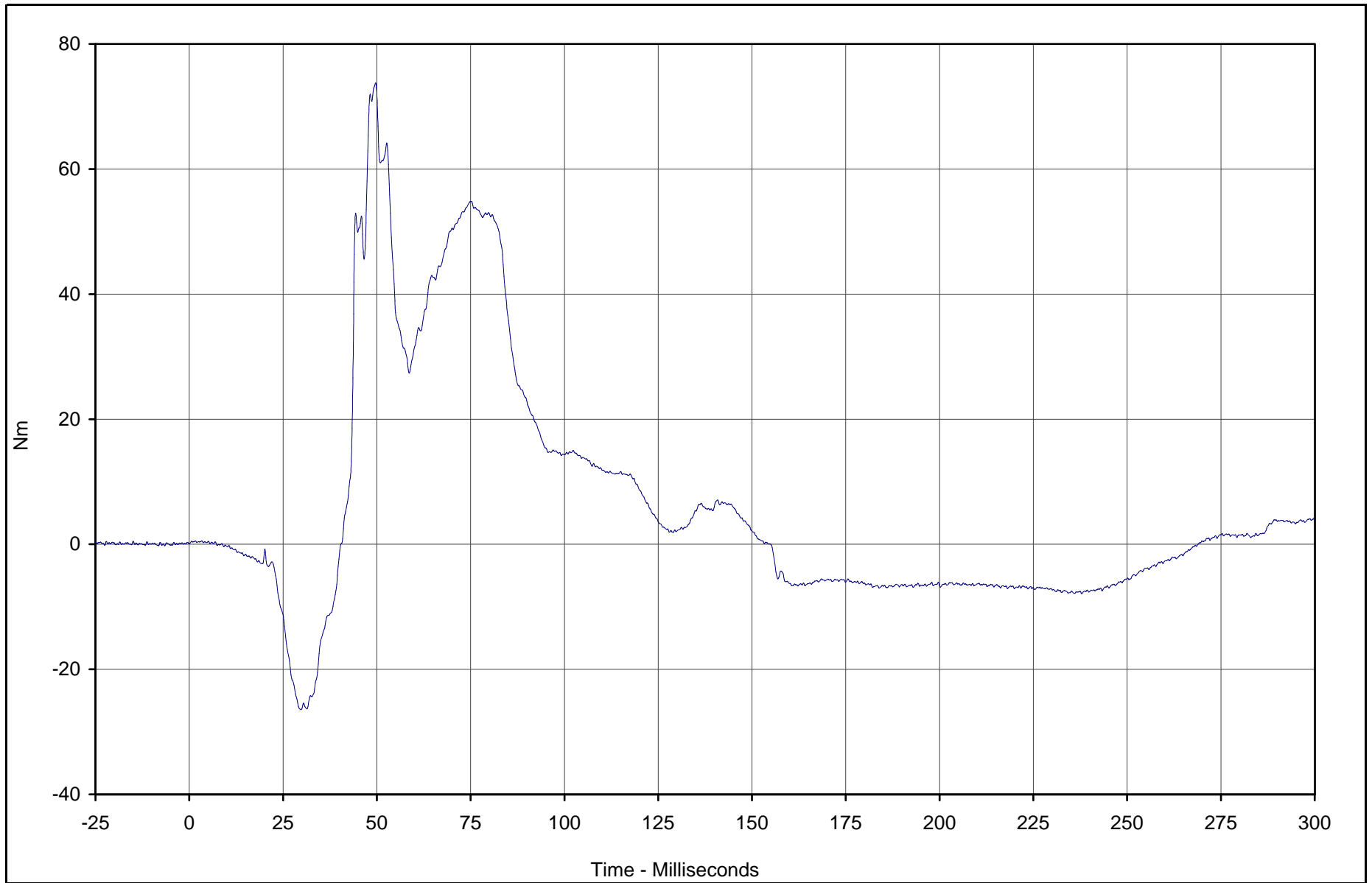
Test Date: 6/6/02

Test Program: 2002 NHTSA 35mph NCAP

NHTSA No.: M20506

KAR22001-16

B-111



Curve Description	CURNO	Type	Units	Max	Time	Min	Time	SAE Class
Passenger Right Lower Tibia Moment Y	077	FIL	Nm	73.8	49.7	-26.5	29.7	600



Test Vehicle: 2002 Isuzu Axiom 4WD SUV

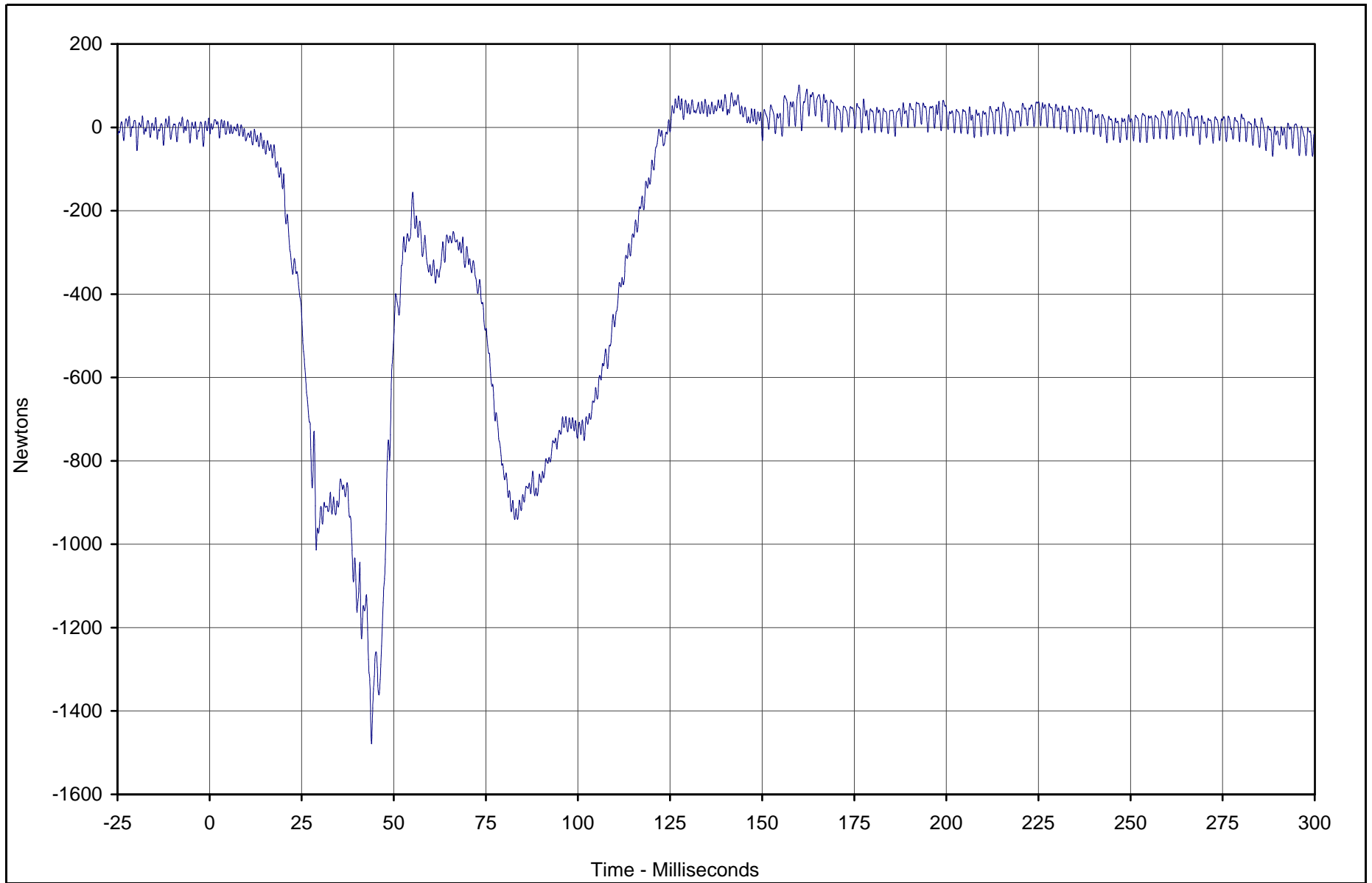
Test Date: 6/6/02

Test Program: 2002 NHTSA 35mph NCAP

NHTSA No.: M20506

KAR22001-16

B-112



Curve Description	CURNO	Type	Units	Max	Time	Min	Time	SAE Class
Passenger Right lower Tibia Force Z	078	FIL	Newtons	101.5	160.0	-1478.6	44.0	600



Test Vehicle: 2002 Isuzu Axiom 4WD SUV

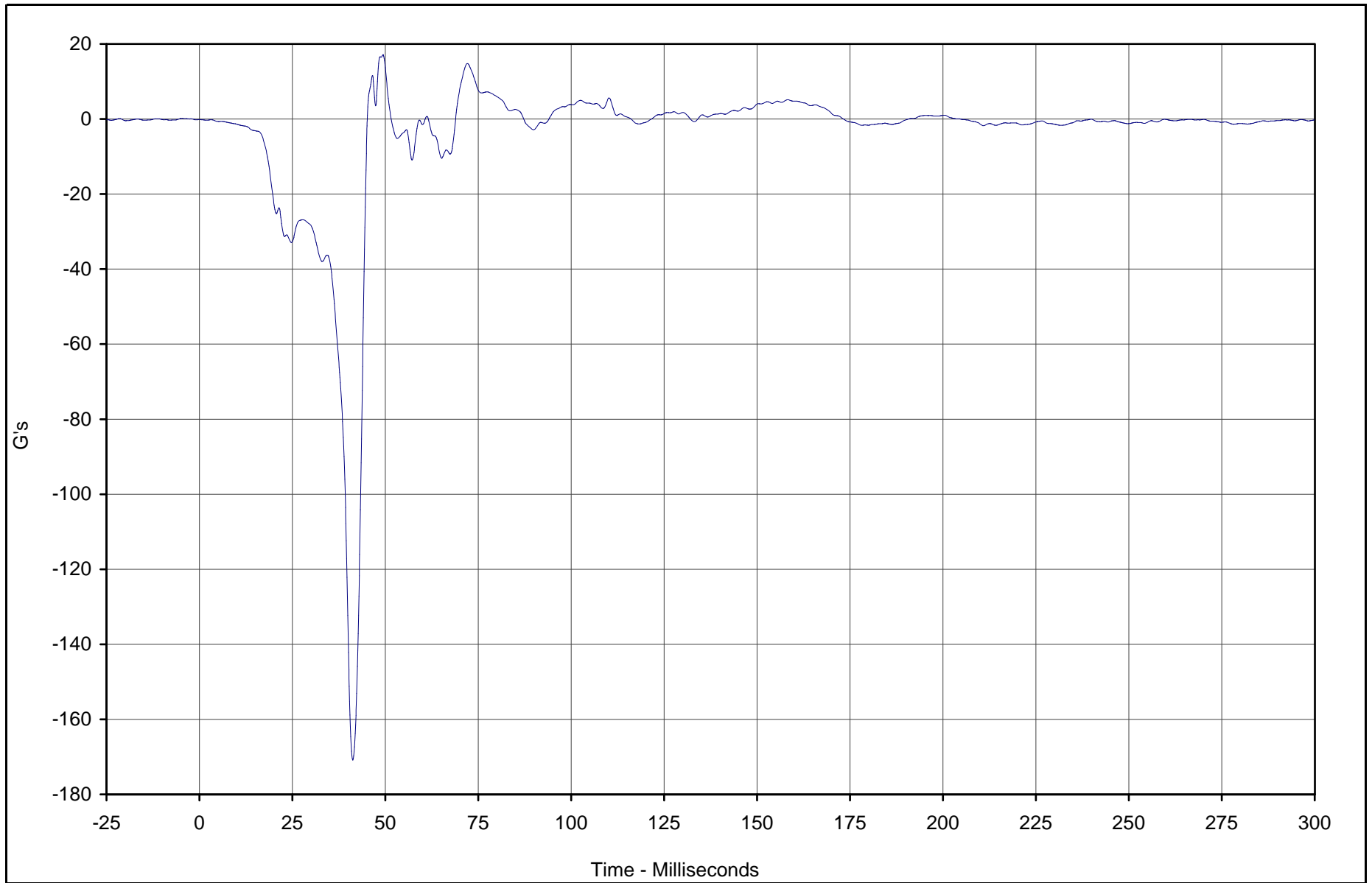
Test Date: 6/6/02

Test Program: 2002 NHTSA 35mph NCAP

NHTSA No.: M20506

KAR22001-16

B-113



Curve Description	CURNO	Type	Units	Max	Time	Min	Time	SAE Class
Passenger Left Foot Aft X	079	FIL	G's	17.2	49.4	-170.8	41.2	180



Test Vehicle: 2002 Isuzu Axiom 4WD SUV

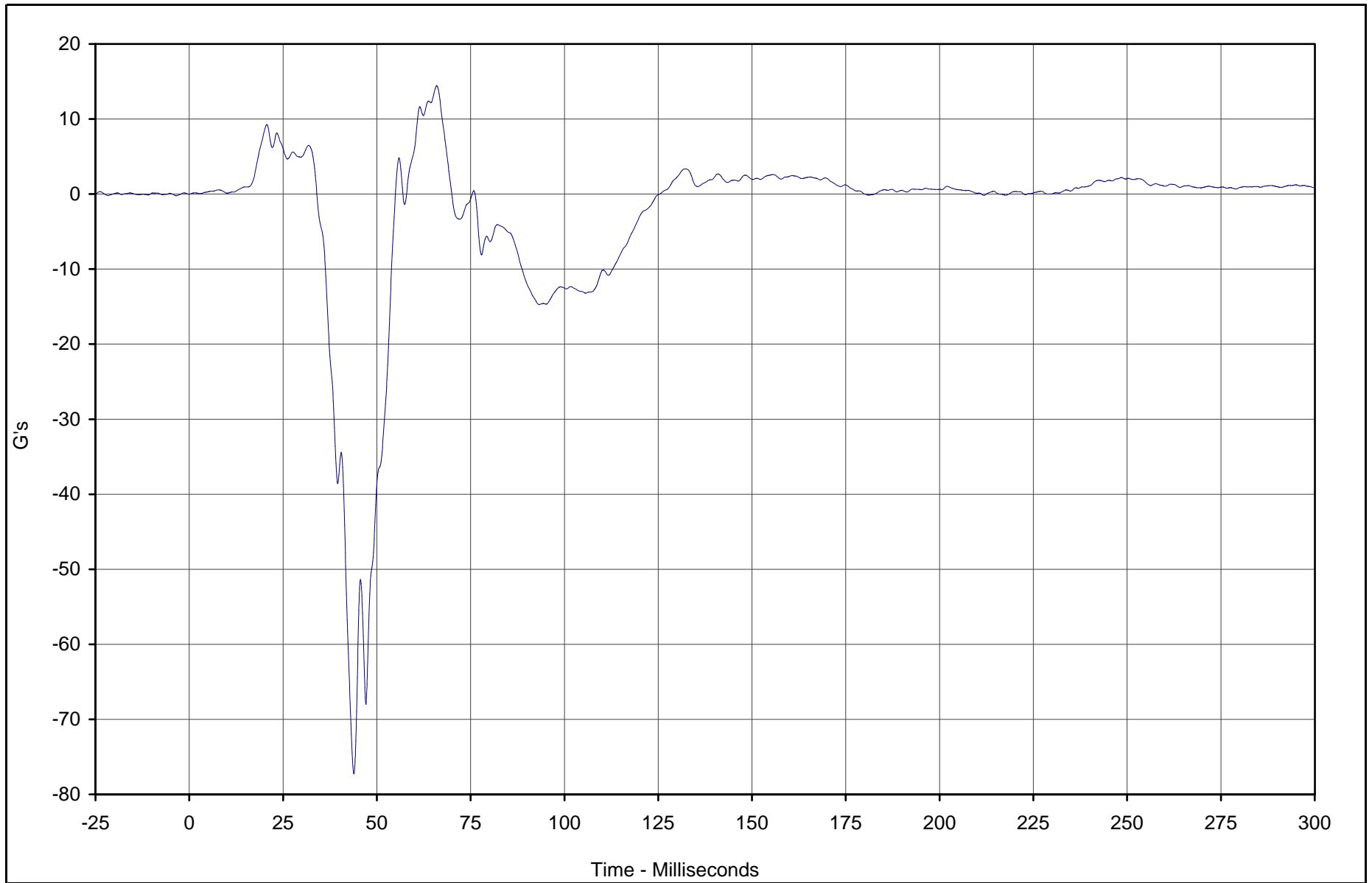
Test Date: 6/6/02

Test Program: 2002 NHTSA 35mph NCAP

NHTSA No.: M20506

KAR22001-16

B-114



KAR22001-16

Curve Description	CURNO	Type	Units	Max	Time	Min	Time	SAE Class
Passenger Left Foot Aft Z	080	FIL	G's	14.4	66.0	-77.3	43.9	180



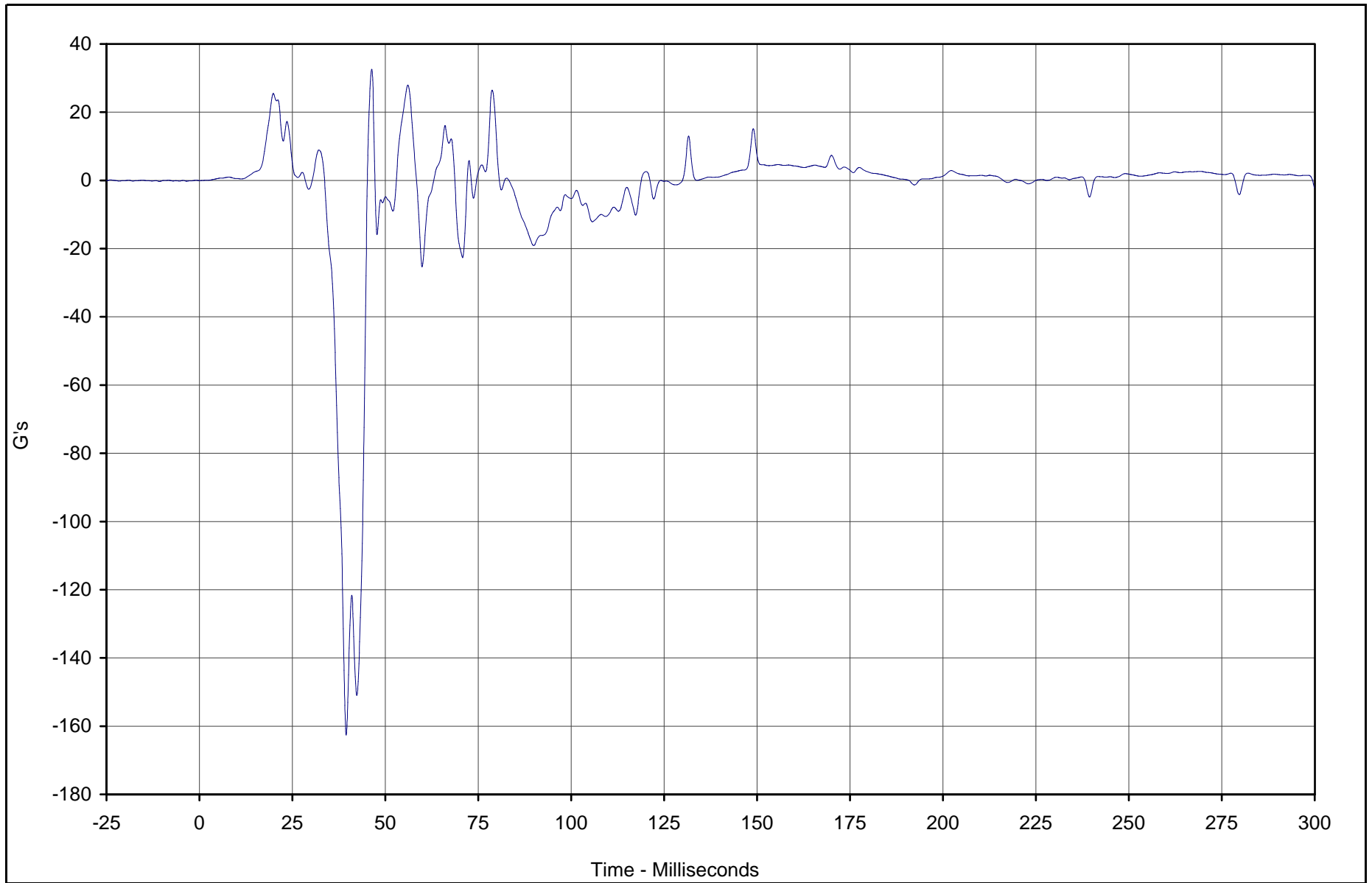
Test Vehicle: 2002 Isuzu Axiom 4WD SUV

Test Date: 6/6/02

Test Program: 2002 NHTSA 35mph NCAP

NHTSA No.: M20506

B-115



KAR22001-16

Curve Description	CURNO	Type	Units	Max	Time	Min	Time	SAE Class
Passenger Left Foot Fore Z	081	FIL	G's	32.6	46.3	-162.6	39.5	180



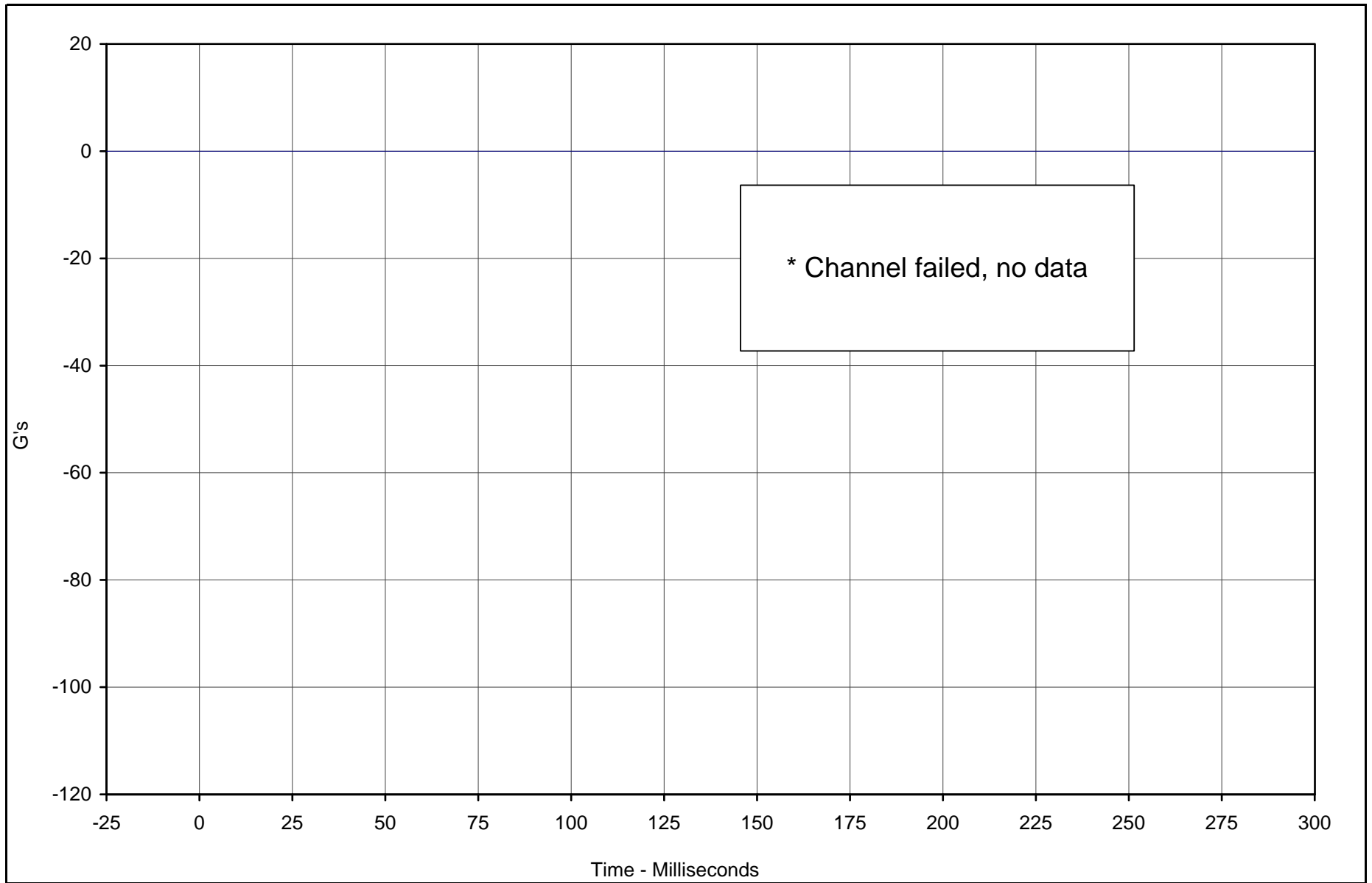
Test Vehicle: 2002 Isuzu Axiom 4WD SUV

Test Date: 6/6/02

Test Program: 2002 NHTSA 35mph NCAP

NHTSA No.: M20506

B-116



* Channel failed, no data

Curve Description	CURNO	Type	Units	Max	Time	Min	Time	SAE Class
Passenger Right Foot Aft X	082	FIL	G's	0.0	0.0	0.0	0.0	180



Test Vehicle: 2002 Isuzu Axiom 4WD SUV

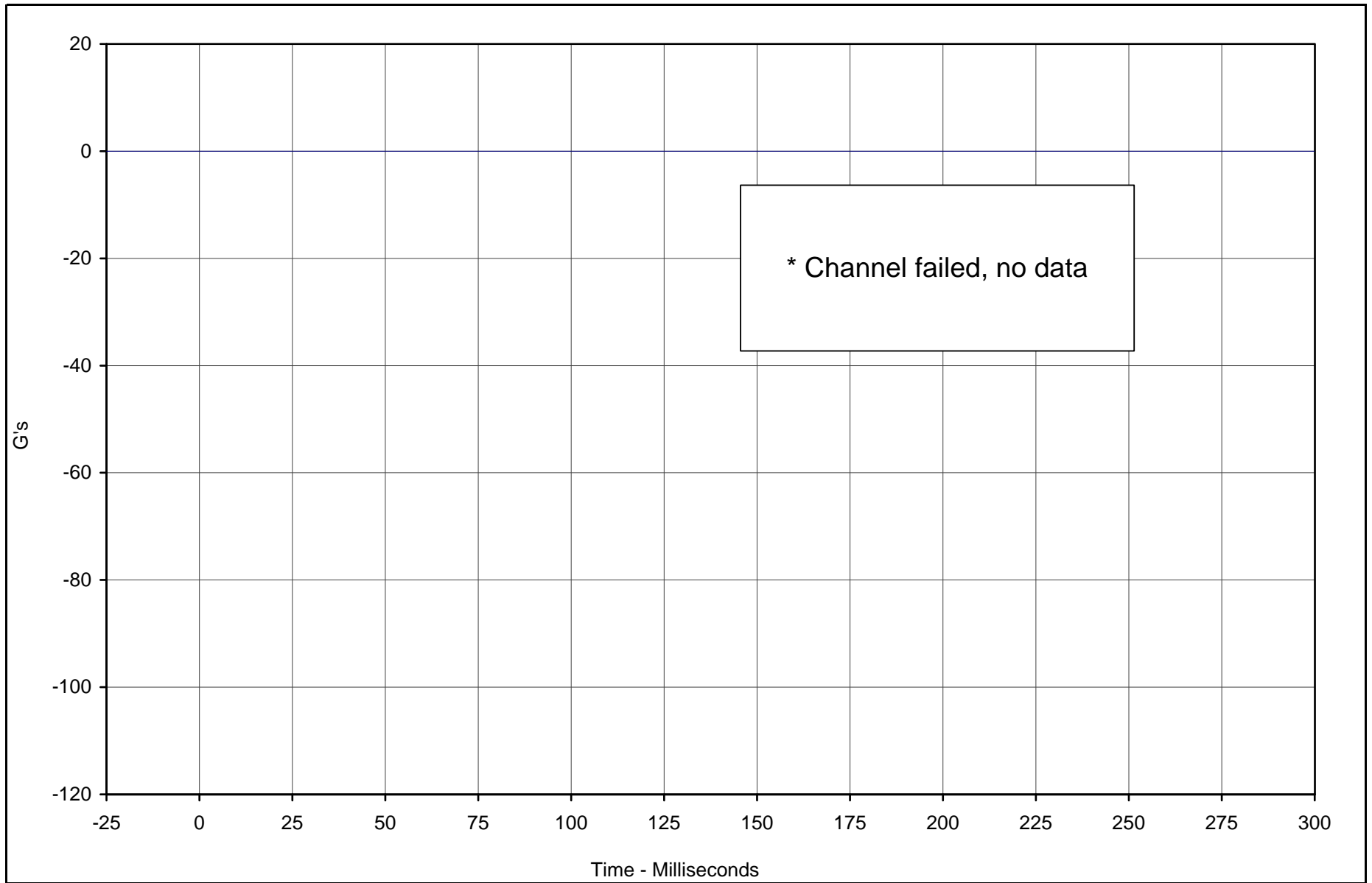
Test Date: 6/6/02

Test Program: 2002 NHTSA 35mph NCAP

NHTSA No.: M20506

KAR22001-16

B-117



* Channel failed, no data

Curve Description	CURNO	Type	Units	Max	Time	Min	Time	SAE Class
Passenger Right Foot Aft Z	083	FIL	G's	0.0	0.0	0.0	0.0	180



Test Vehicle: 2002 Isuzu Axiom 4WD SUV

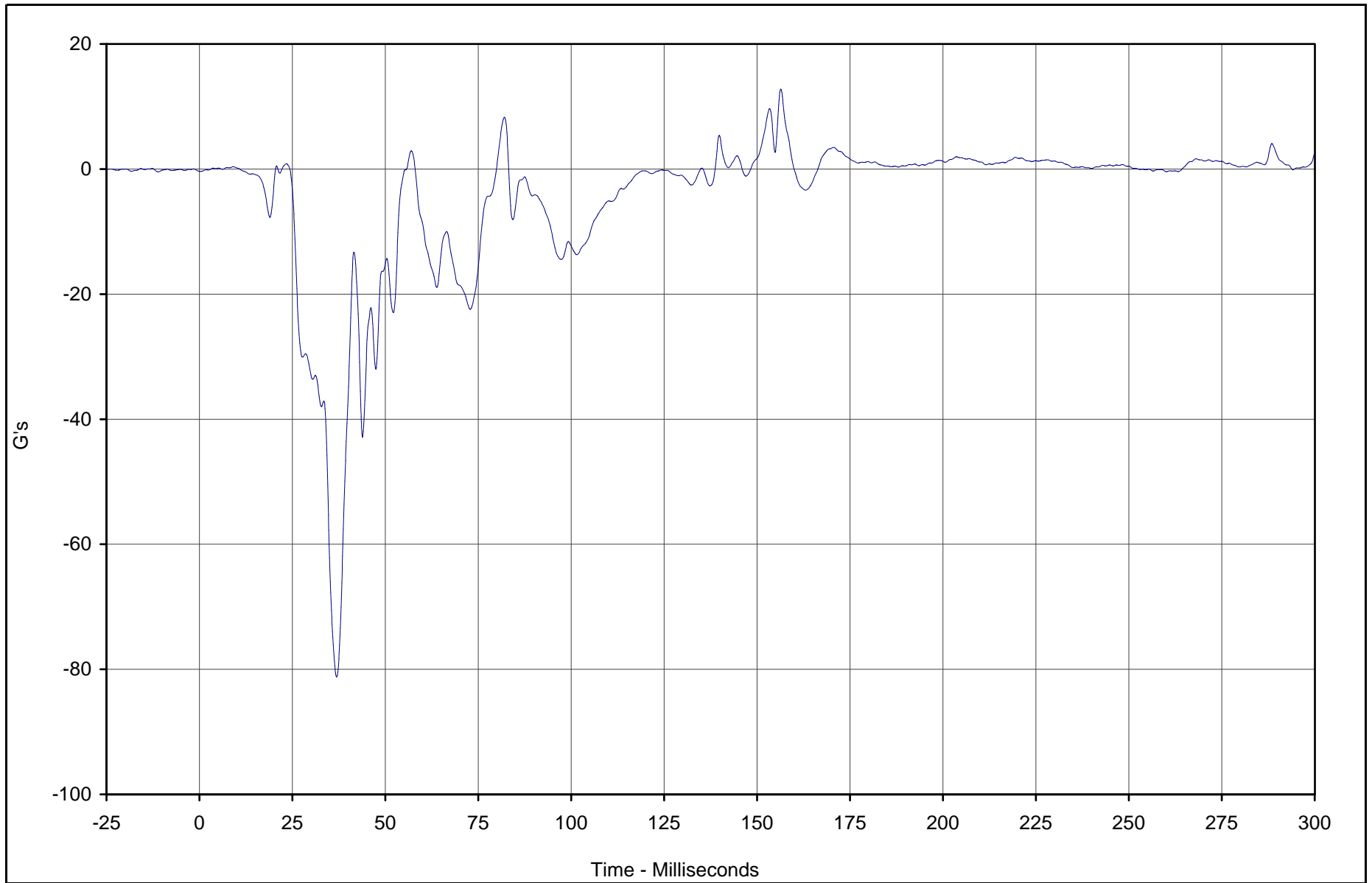
Test Date: 6/6/02

Test Program: 2002 NHTSA 35mph NCAP

NHTSA No.: M20506

KAR22001-16

B-118



KAR22001-16

Curve Description	CURNO	Type	Units	Max	Time	Min	Time	SAE Class
Passenger Right Foot Fore Z	084	FIL	G's	12.8	156.4	-81.2	36.9	180



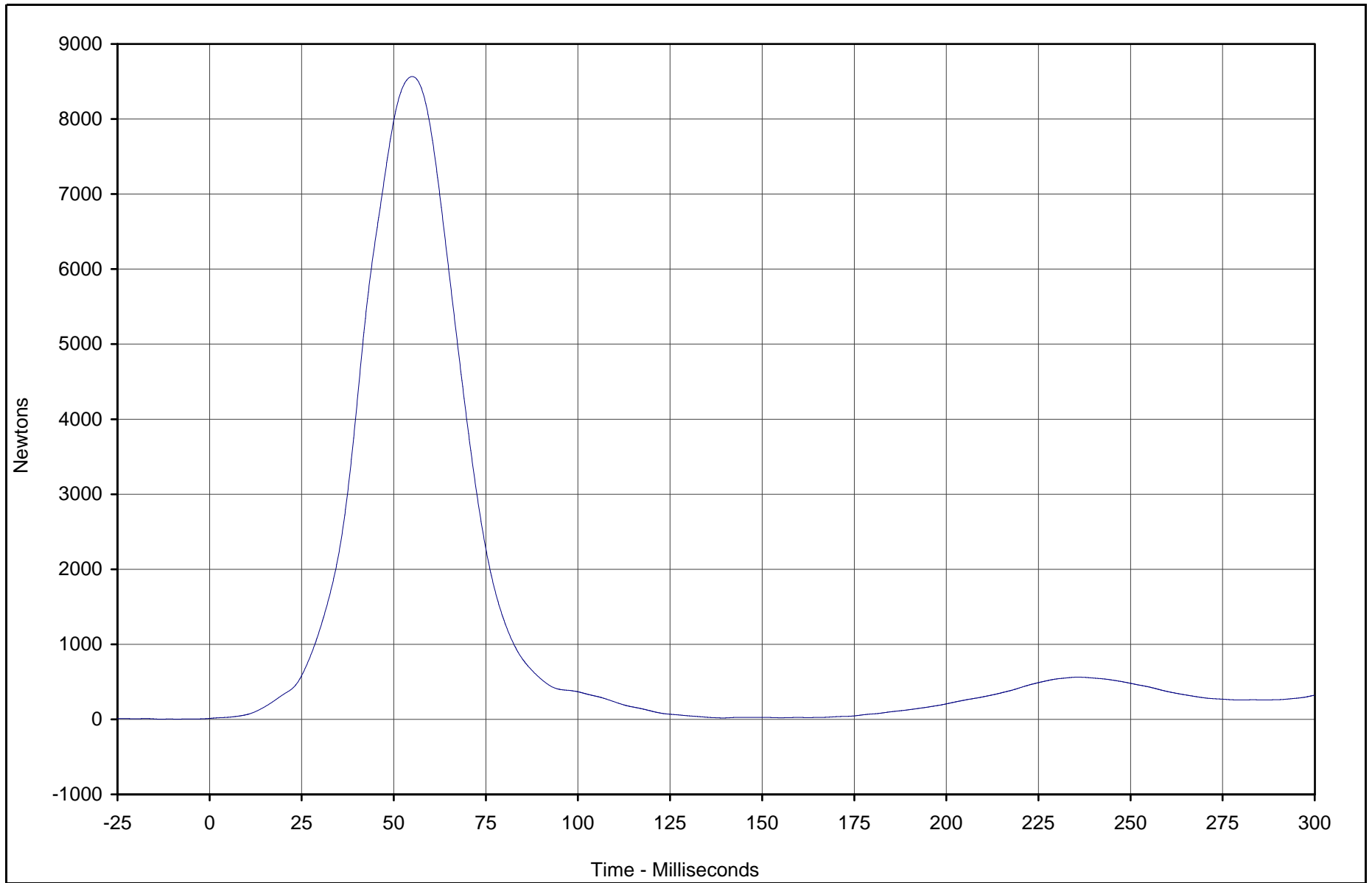
Test Vehicle: 2002 Isuzu Axiom 4WD SUV

Test Date: 6/6/02

Test Program: 2002 NHTSA 35mph NCAP

NHTSA No.: M20506

B-119



KAR22001-16

Curve Description	CURNO	Type	Units	Max	Time	Min	Time	SAE Class
Passenger Lap Belt Force	085	FIL	Newtons	8566.6	55.0	12.4	0.0	60



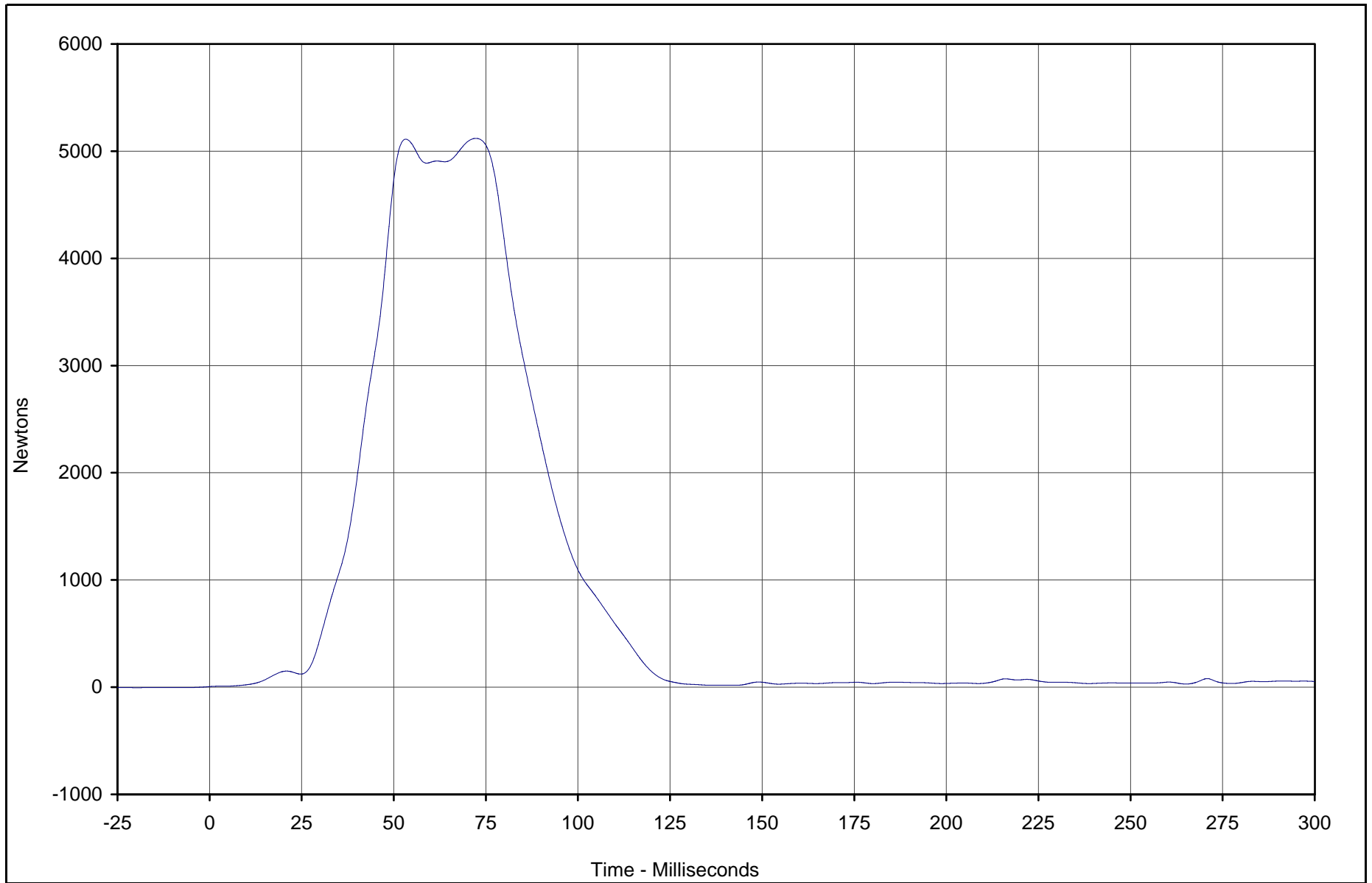
Test Vehicle: 2002 Isuzu Axiom 4WD SUV

Test Date: 6/6/02

Test Program: 2002 NHTSA 35mph NCAP

NHTSA No.: M20506

B-120



Curve Description	CURNO	Type	Units	Max	Time	Min	Time	SAE Class
Passenger Shoulder Belt Force	086	FIL	Newtons	5119.6	72.3	5.5	0.0	60



Test Vehicle: 2002 Isuzu Axiom 4WD SUV

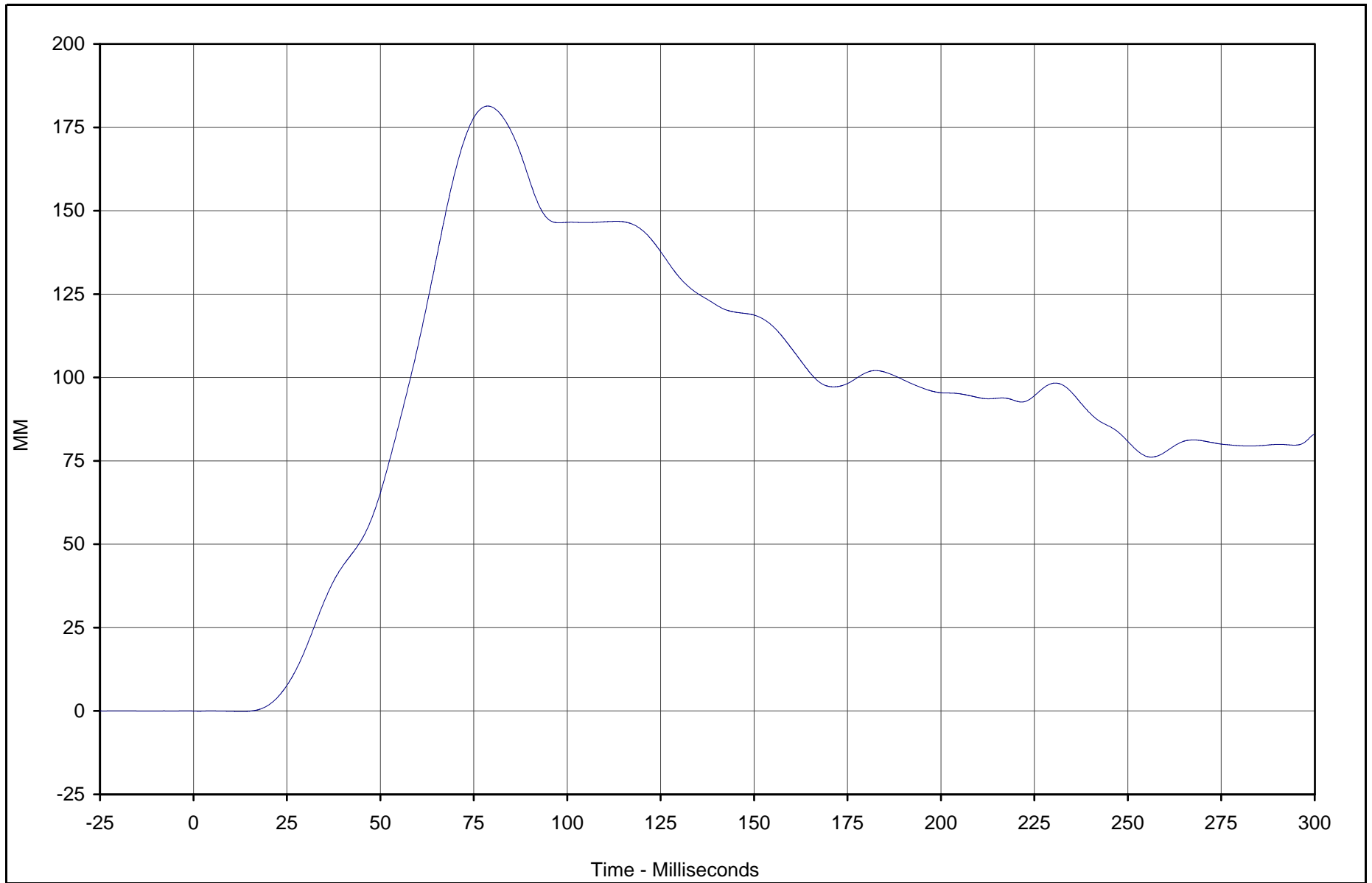
Test Date: 6/6/02

Test Program: 2002 NHTSA 35mph NCAP

NHTSA No.: M20506

KAR22001-16

B-121



Curve Description	CURNO	Type	Units	Max	Time	Min	Time	SAE Class
Passenger Shoulder Belt Pullout	087	FIL	MM	181.4	78.7	-0.2	13.0	60



Test Vehicle: 2002 Isuzu Axiom 4WD SUV

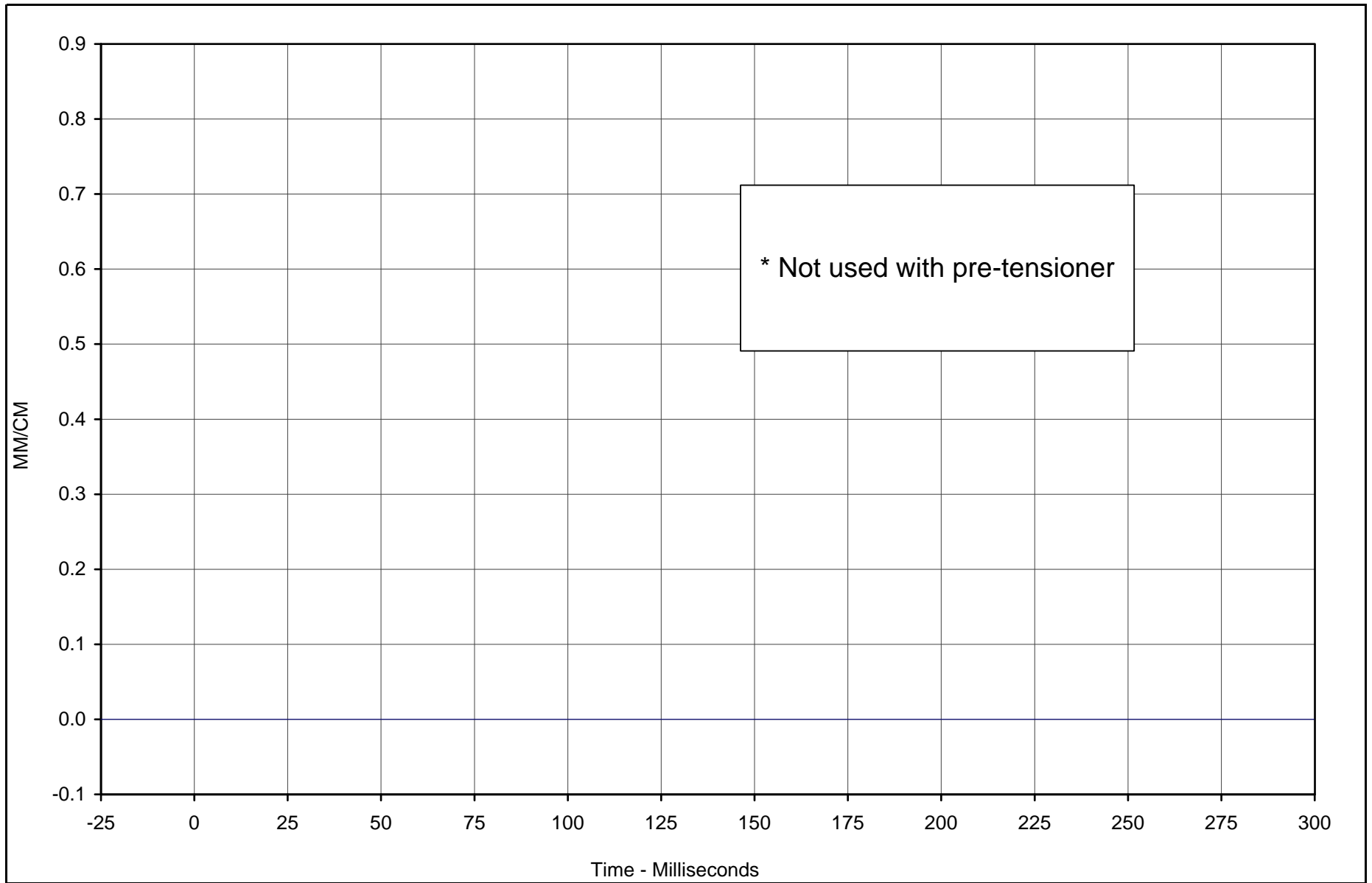
Test Date: 6/6/02

Test Program: 2002 NHTSA 35mph NCAP

NHTSA No.: M20506

KAR22001-16

B-122



* Not used with pre-tensioner

Curve Description	CURNO	Type	Units	Max	Time	Min	Time	SAE Class
Passenger Shoulder Belt Elongation	088	FIL	MM/CM	0.00	0.0	0.00	0.0	60



Test Vehicle: 2002 Isuzu Axiom 4WD SUV

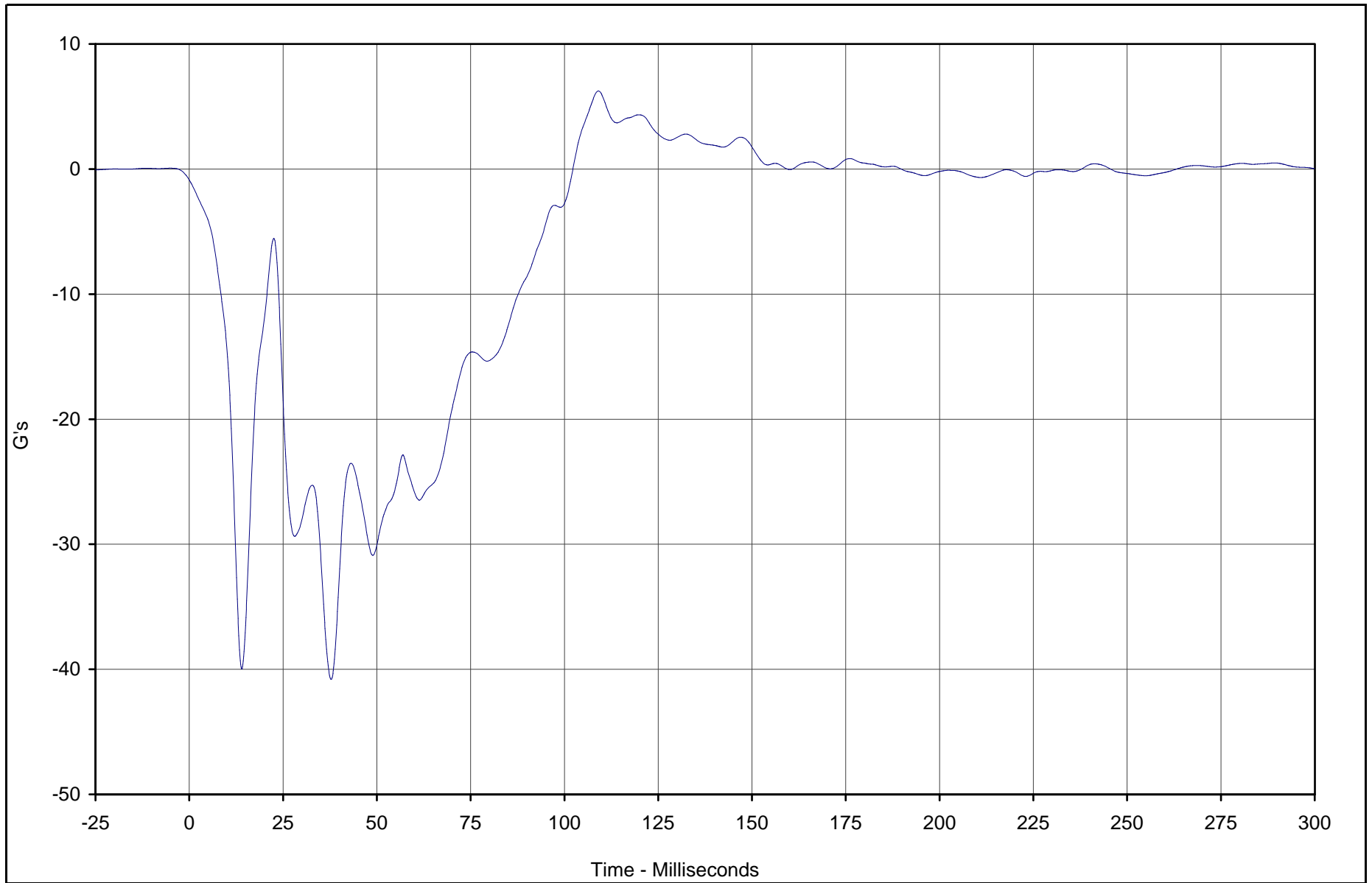
Test Date: 6/6/02

Test Program: 2002 NHTSA 35mph NCAP

NHTSA No.: M20506

KAR22001-16

B-123



Curve Description	CURNO	Type	Units	Max	Time	Min	Time	SAE Class
Vehicle Left Rear X	089	FIL	G's	6.2	109.0	-40.8	37.8	60



Test Vehicle: 2002 Isuzu Axiom 4WD SUV

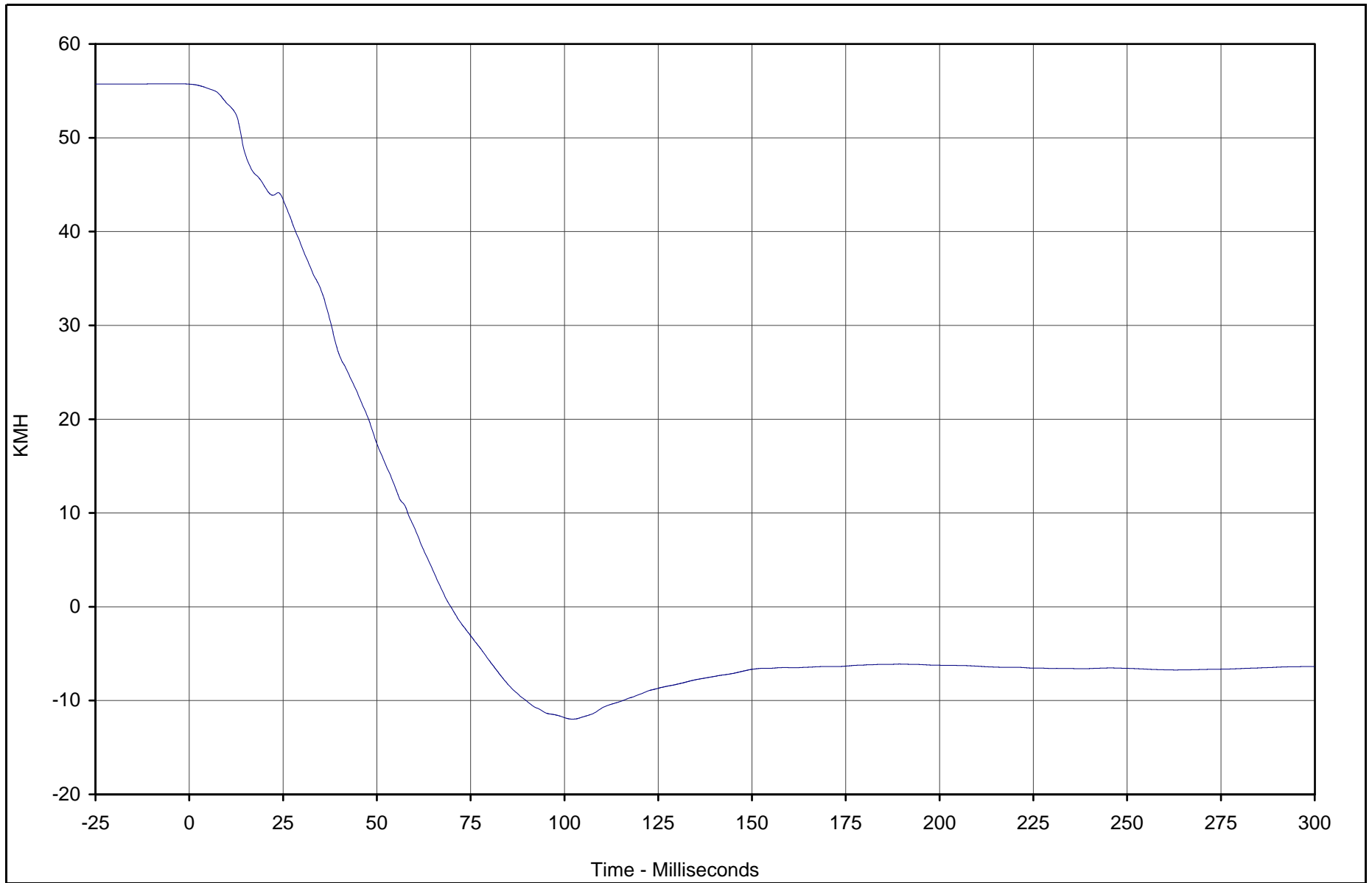
Test Date: 6/6/02

Test Program: 2002 NHTSA 35mph NCAP

NHTSA No.: M20506

KAR22001-16

B-124



KAR22001-16

Curve Description	CURNO	Type	Units	Max	Time	Min	Time	SAE Class
Vehicle Left Rear X Velocity	089	IN1	KMH	55.7	0.0	-12.0	102.2	180



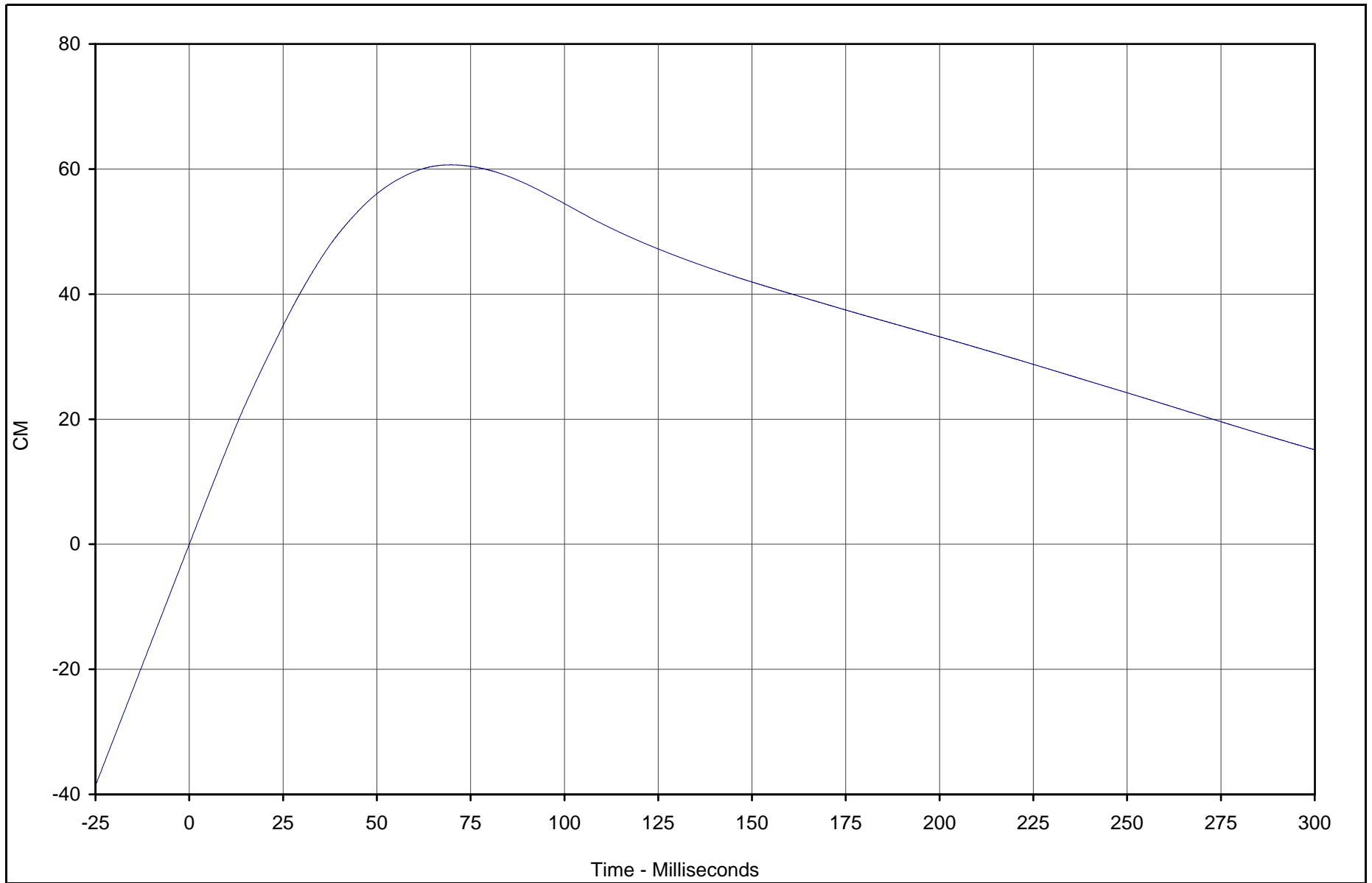
Test Vehicle: 2002 Isuzu Axiom 4WD SUV

Test Date: 6/6/02

Test Program: 2002 NHTSA 35mph NCAP

NHTSA No.: M20506

B-125



KAR22001-16

Curve Description	CURNO	Type	Units	Max	Time	Min	Time	SAE Class
Vehicle Left Rear X Displ.	089	IN2	CM	60.7	69.7	0.0	0.0	180



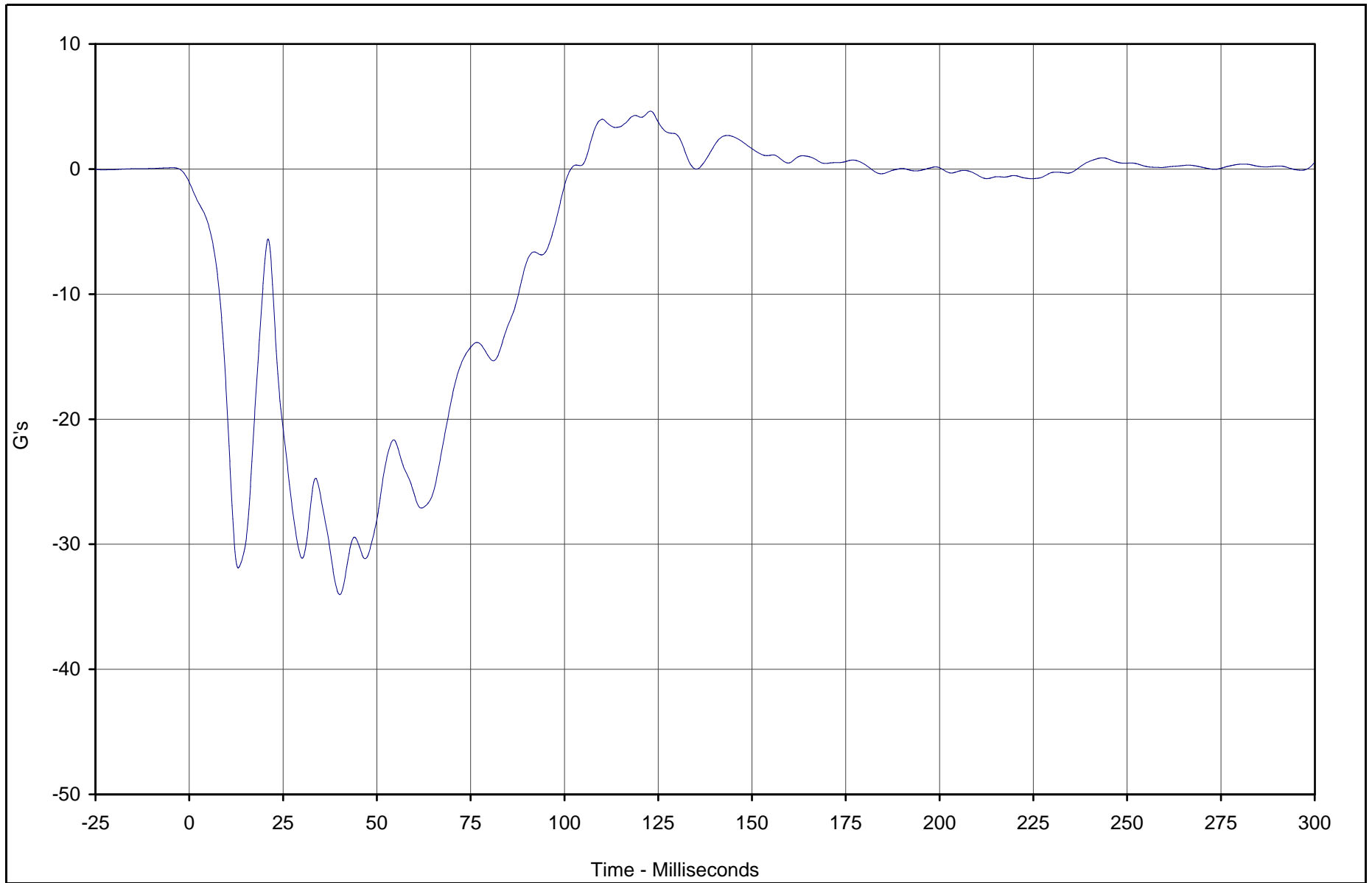
Test Vehicle: 2002 Isuzu Axiom 4WD SUV

Test Date: 6/6/02

Test Program: 2002 NHTSA 35mph NCAP

NHTSA No.: M20506

B-126



Curve Description	CURNO	Type	Units	Max	Time	Min	Time	SAE Class
Vehicle Right Rear X	090	FIL	G's	4.6	123.0	-34.0	40.1	60



Test Vehicle: 2002 Isuzu Axiom 4WD SUV

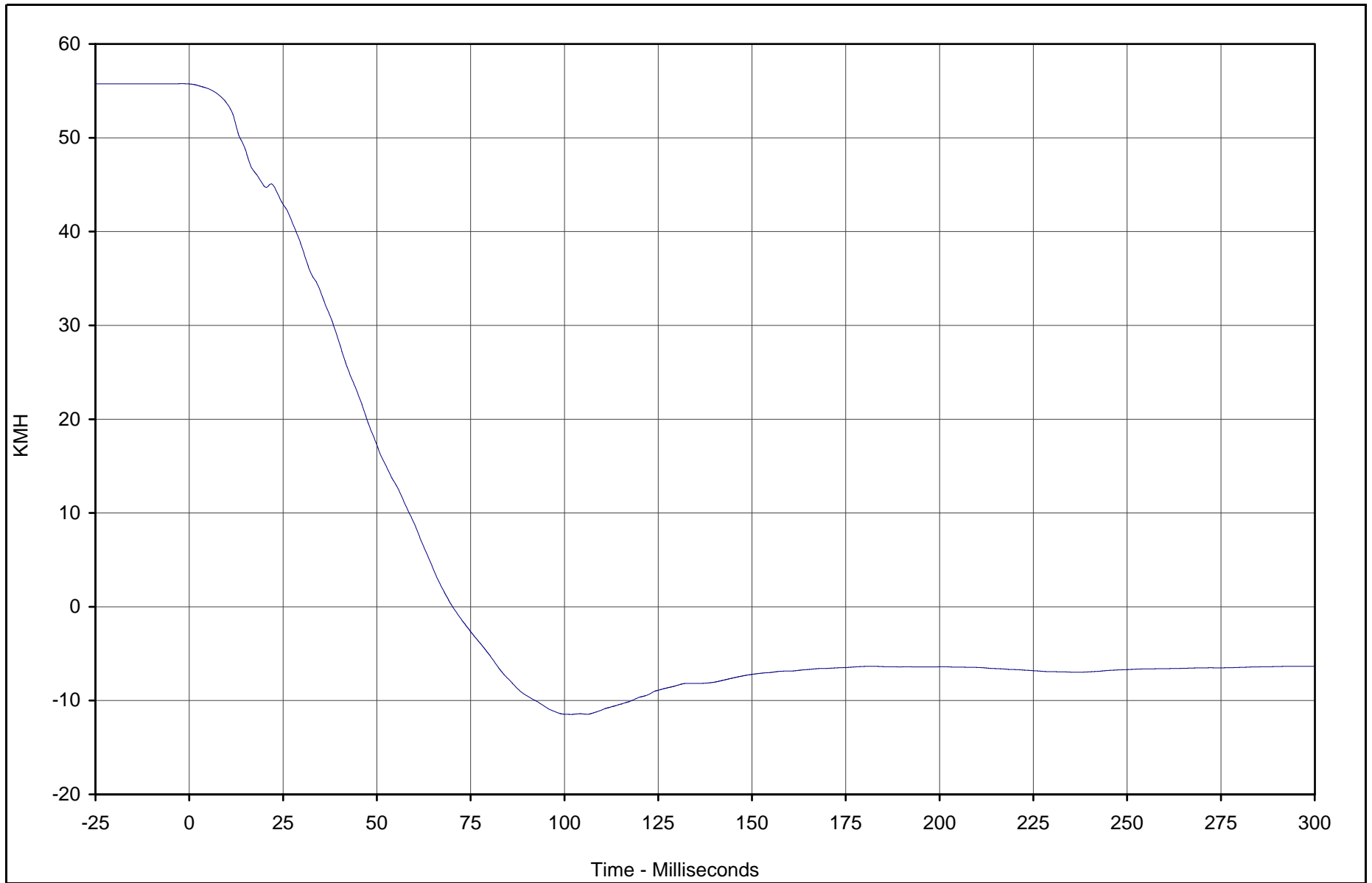
Test Date: 6/6/02

Test Program: 2002 NHTSA 35mph NCAP

NHTSA No.: M20506

KAR22001-16

B-127



Curve Description	CURNO	Type	Units	Max	Time	Min	Time	SAE Class
Vehicle Right Rear X Velocity	090	IN1	KMH	55.7	0.0	-11.5	101.8	180



Test Vehicle: 2002 Isuzu Axiom 4WD SUV

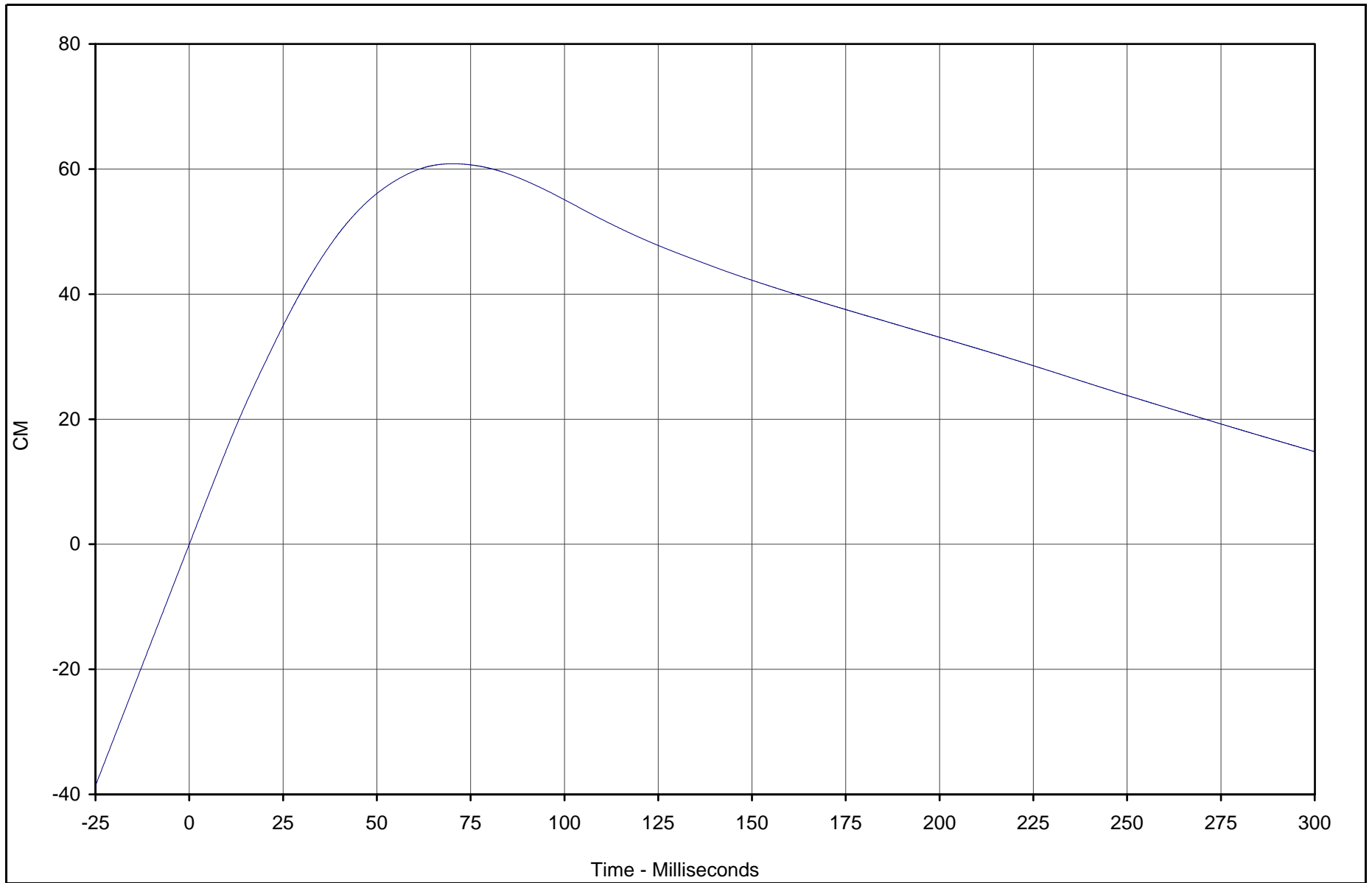
Test Date: 6/6/02

Test Program: 2002 NHTSA 35mph NCAP

NHTSA No.: M20506

KAR22001-16

B-128



KAR22001-16

Curve Description	CURNO	Type	Units	Max	Time	Min	Time	SAE Class
Vehicle Right Rear X Displ.	090	IN2	CM	60.8	70.2	0.0	0.0	180



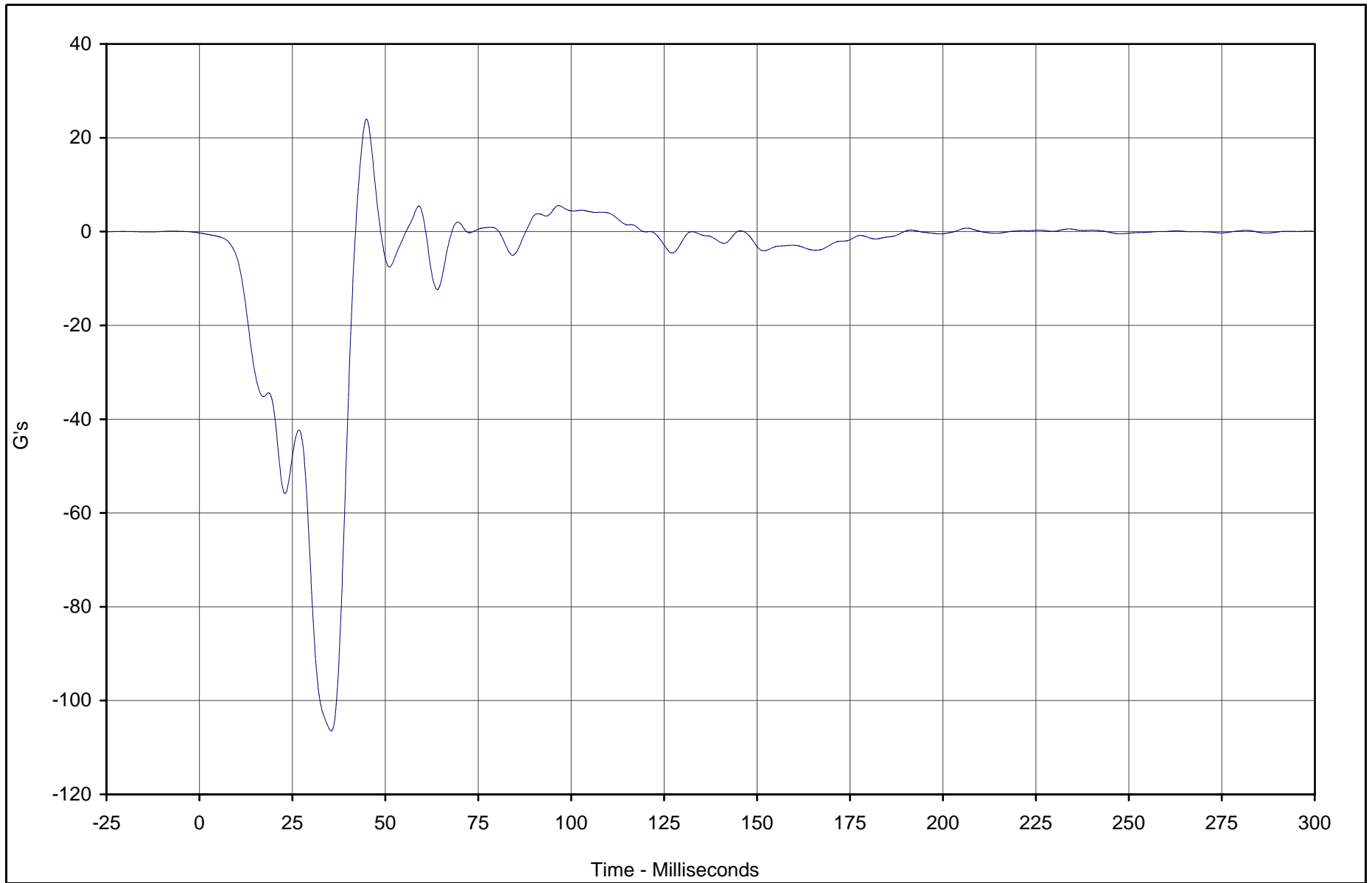
Test Vehicle: 2002 Isuzu Axiom 4WD SUV

Test Date: 6/6/02

Test Program: 2002 NHTSA 35mph NCAP

NHTSA No.: M20506

B-129



Curve Description	CURNO	Type	Units	Max	Time	Min	Time	SAE Class
Vehicle Engine Top	091	FIL	G's	24.0	44.9	-106.5	35.5	60



Test Vehicle: 2002 Isuzu Axiom 4WD SUV

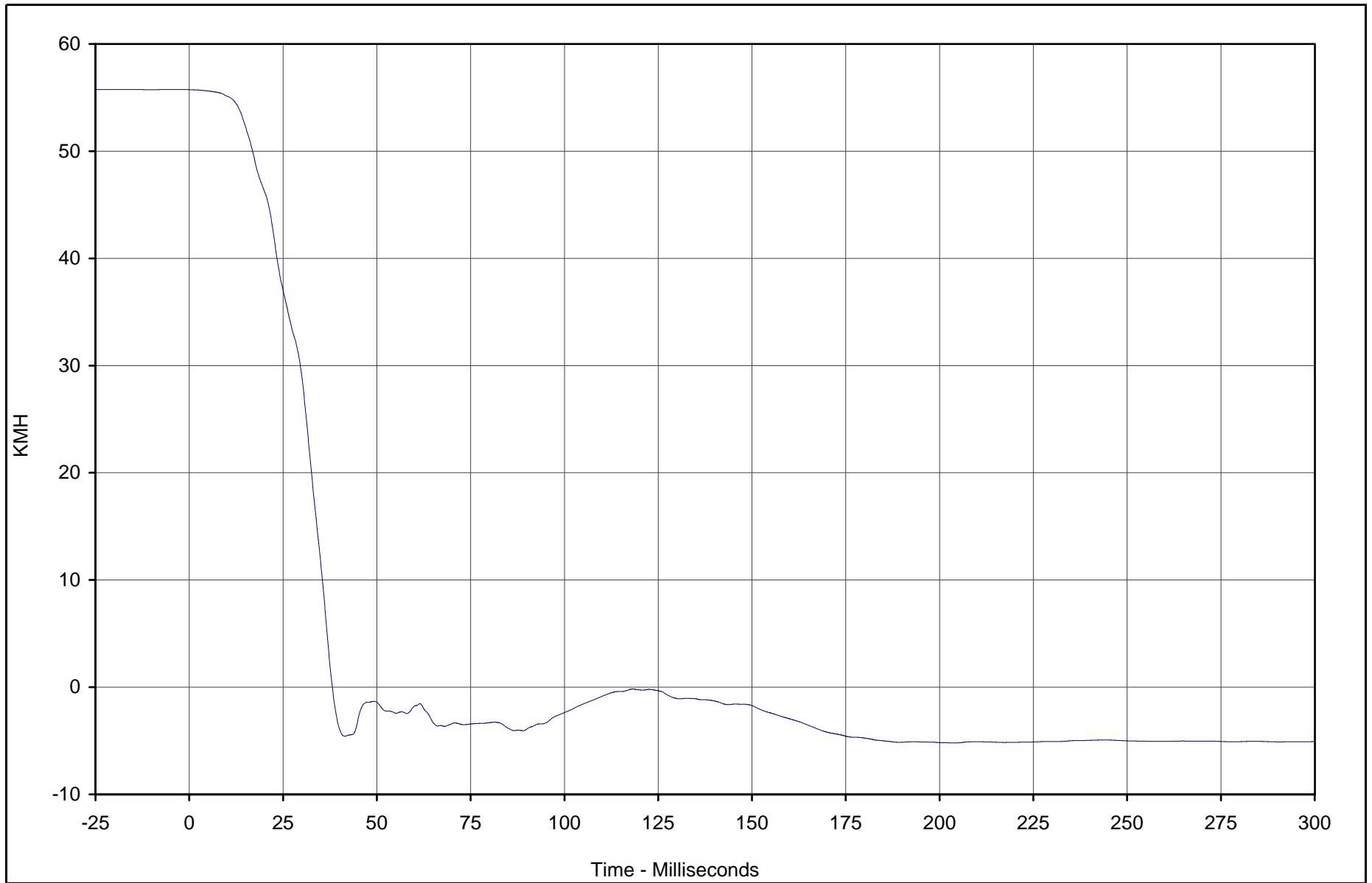
Test Date: 6/6/02

Test Program: 2002 NHTSA 35mph NCAP

NHTSA No.: M20506

KAR22001-16

B-130



Curve Description	CURNO	Type	Units	Max	Time	Min	Time	SAE Class
Vehicle Engine Top Velocity	091	IN1	KMH	55.7	0.0	-5.2	204.0	180



Test Vehicle: 2002 Isuzu Axiom 4WD SUV

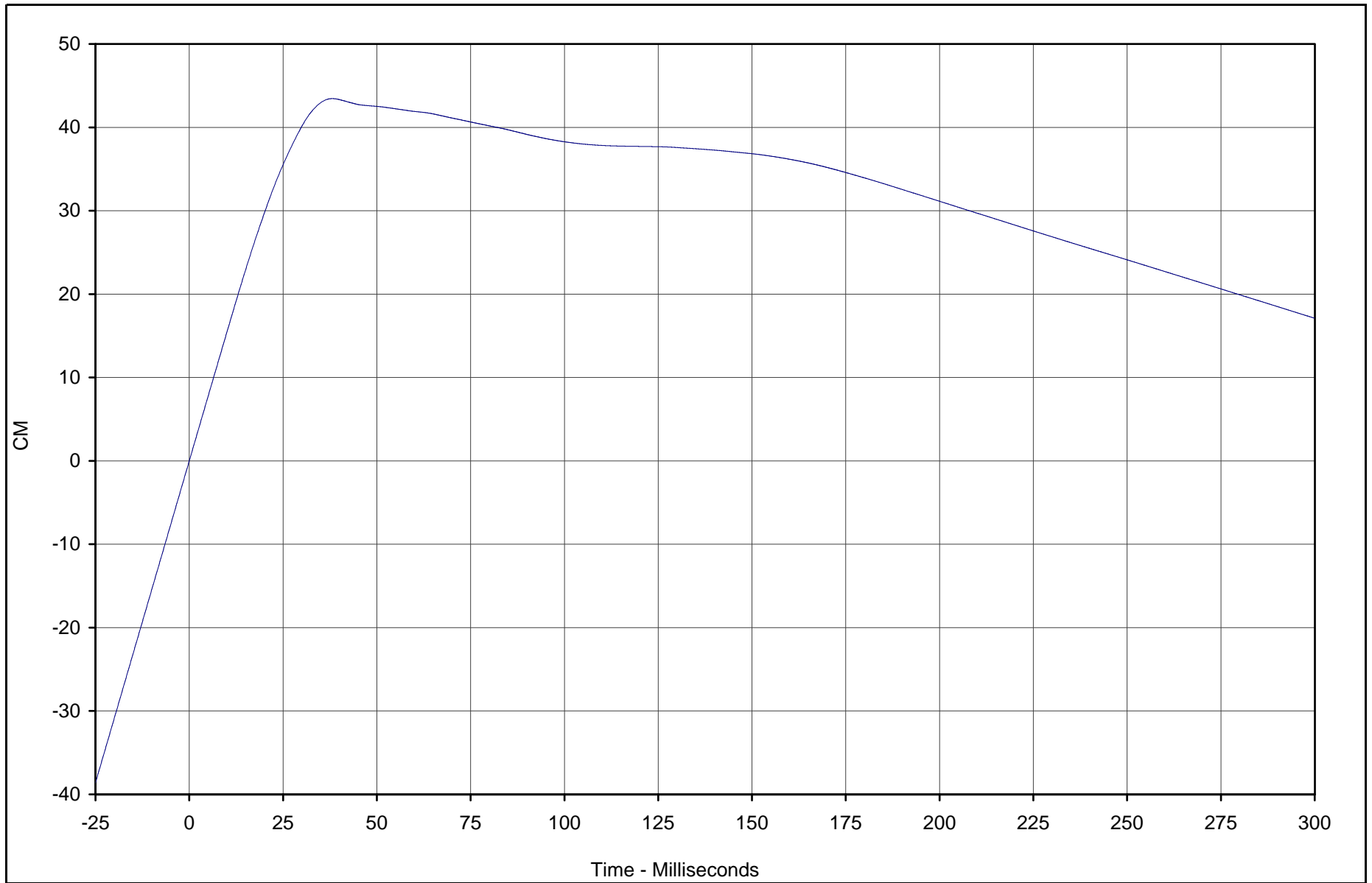
Test Date: 6/6/02

Test Program: 2002 NHTSA 35mph NCAP

NHTSA No.: M20506

KAR22001-16

B-131



Curve Description	CURNO	Type	Units	Max	Time	Min	Time	SAE Class
Vehicle Engine Top Displacement	091	IN2	CM	43.4	38.1	0.0	0.0	180



Test Vehicle: 2002 Isuzu Axiom 4WD SUV

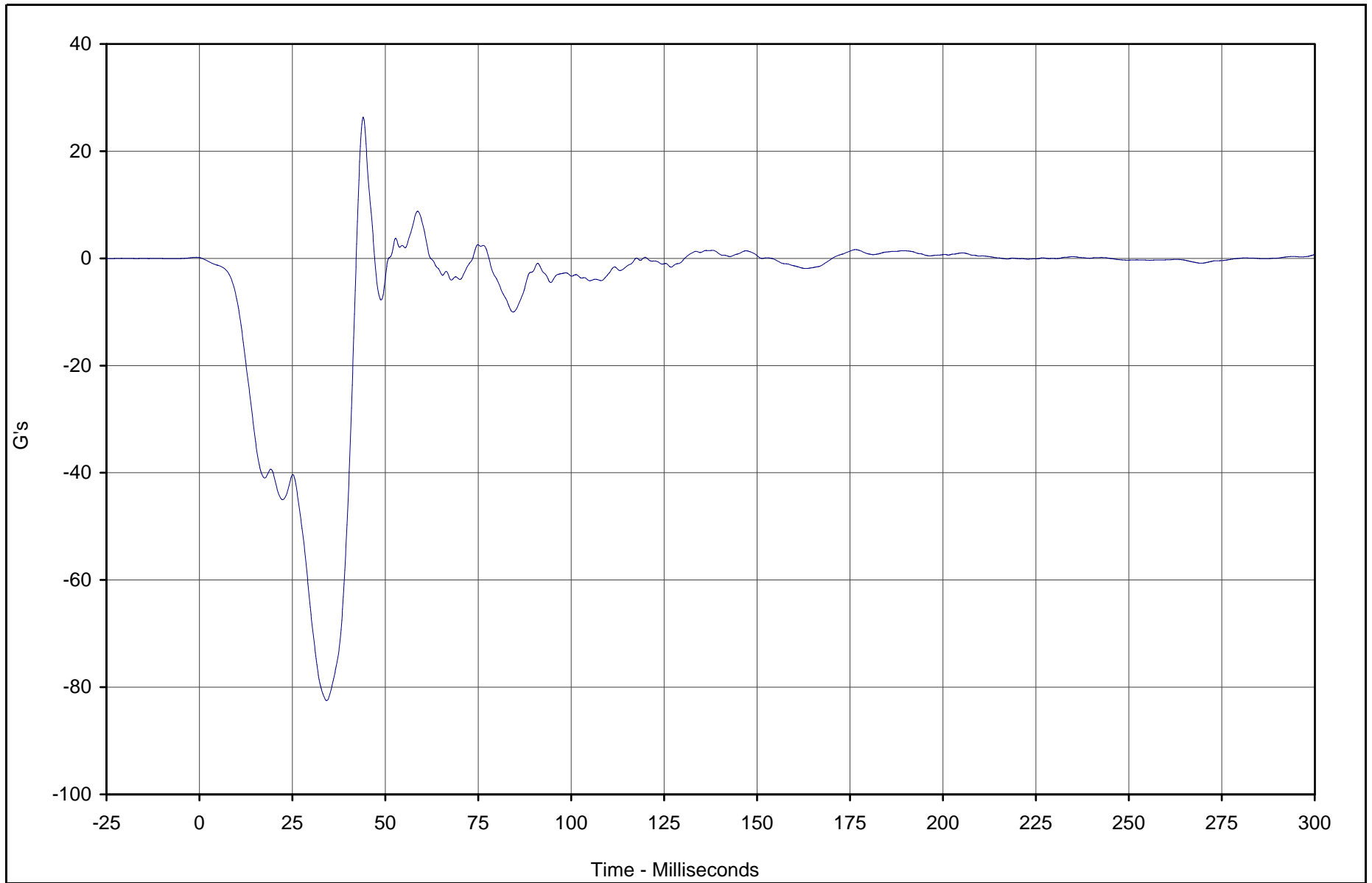
Test Date: 6/6/02

Test Program: 2002 NHTSA 35mph NCAP

NHTSA No.: M20506

KAR22001-16

B-132



Curve Description	CURNO	Type	Units	Max	Time	Min	Time	SAE Class
Vehicle Engine Bottom	092	FIL	G's	26.3	44.1	-82.5	34.2	60



Test Vehicle: 2002 Isuzu Axiom 4WD SUV

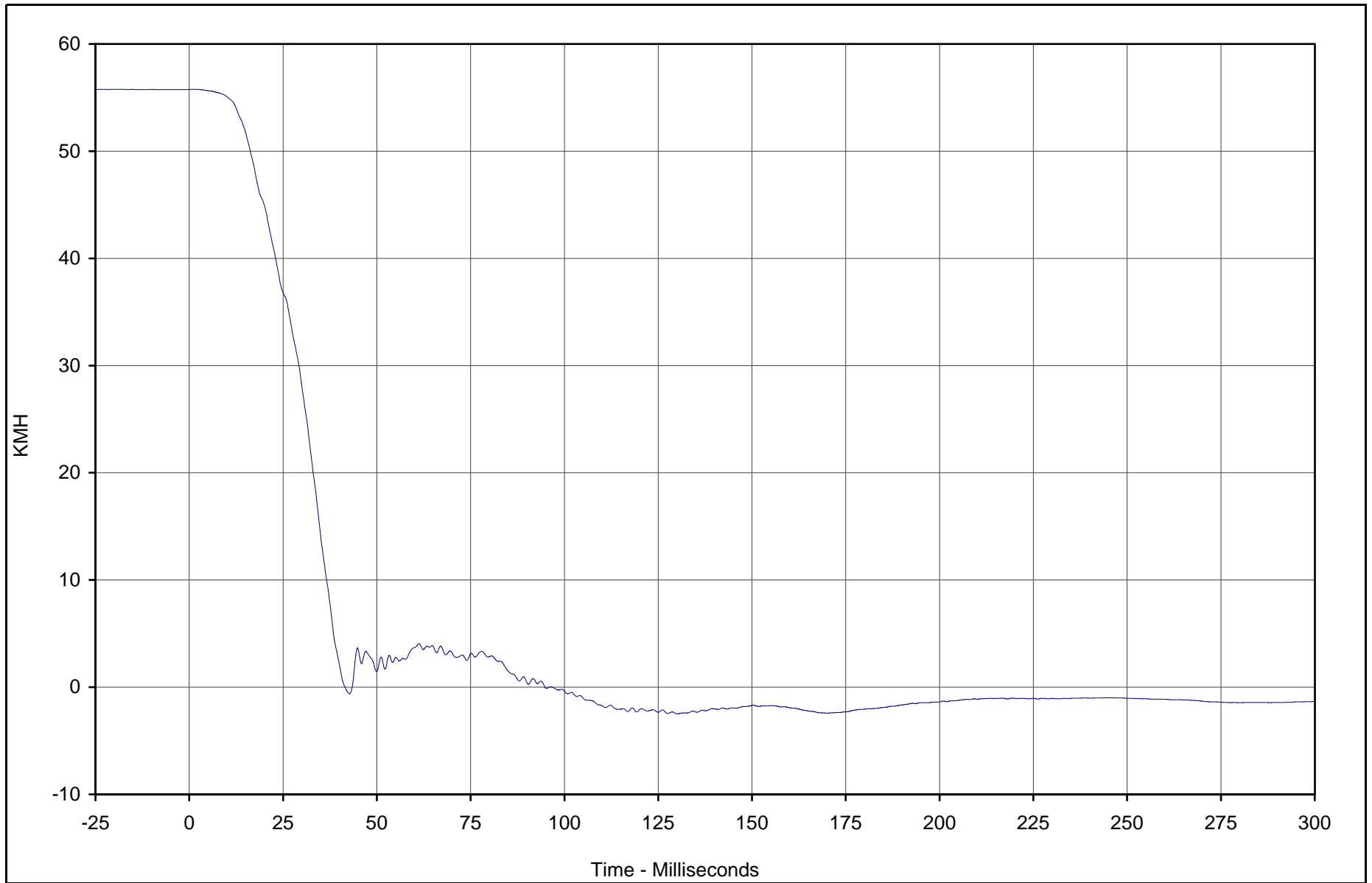
Test Date: 6/6/02

Test Program: 2002 NHTSA 35mph NCAP

NHTSA No.: M20506

KAR22001-16

B-133



KAR22001-16

Curve Description	CURNO	Type	Units	Max	Time	Min	Time	SAE Class
Vehicle Engine Bottom Velocity	092	IN1	KMH	55.8	1.0	-2.5	130.1	180



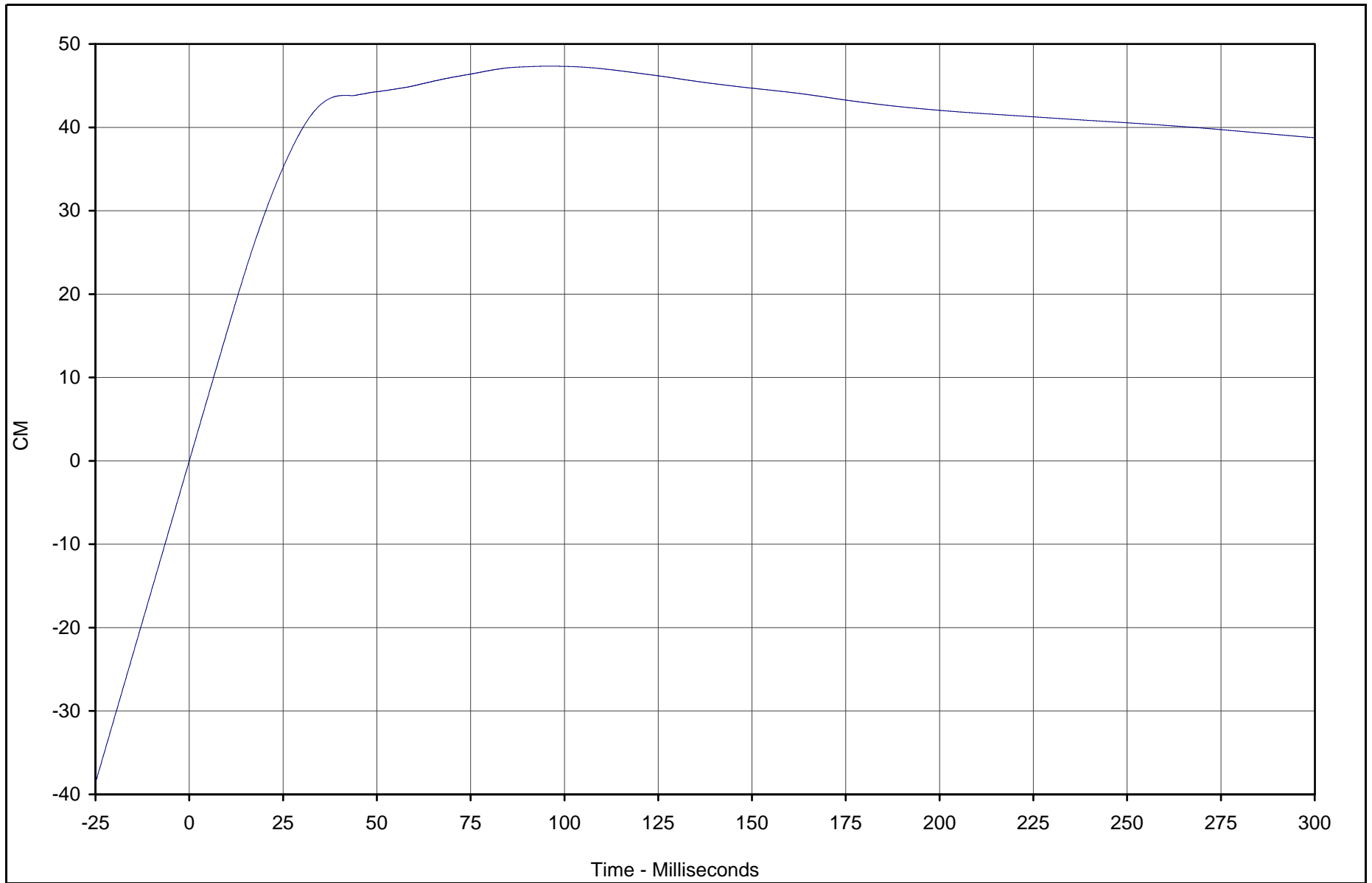
Test Vehicle: 2002 Isuzu Axiom 4WD SUV

Test Date: 6/6/02

Test Program: 2002 NHTSA 35mph NCAP

NHTSA No.: M20506

B-134



KAR22001-16

Curve Description	CURNO	Type	Units	Max	Time	Min	Time	SAE Class
Vehicle Engine Bottom Displacement	092	IN2	CM	47.3	94.8	0.0	0.0	180



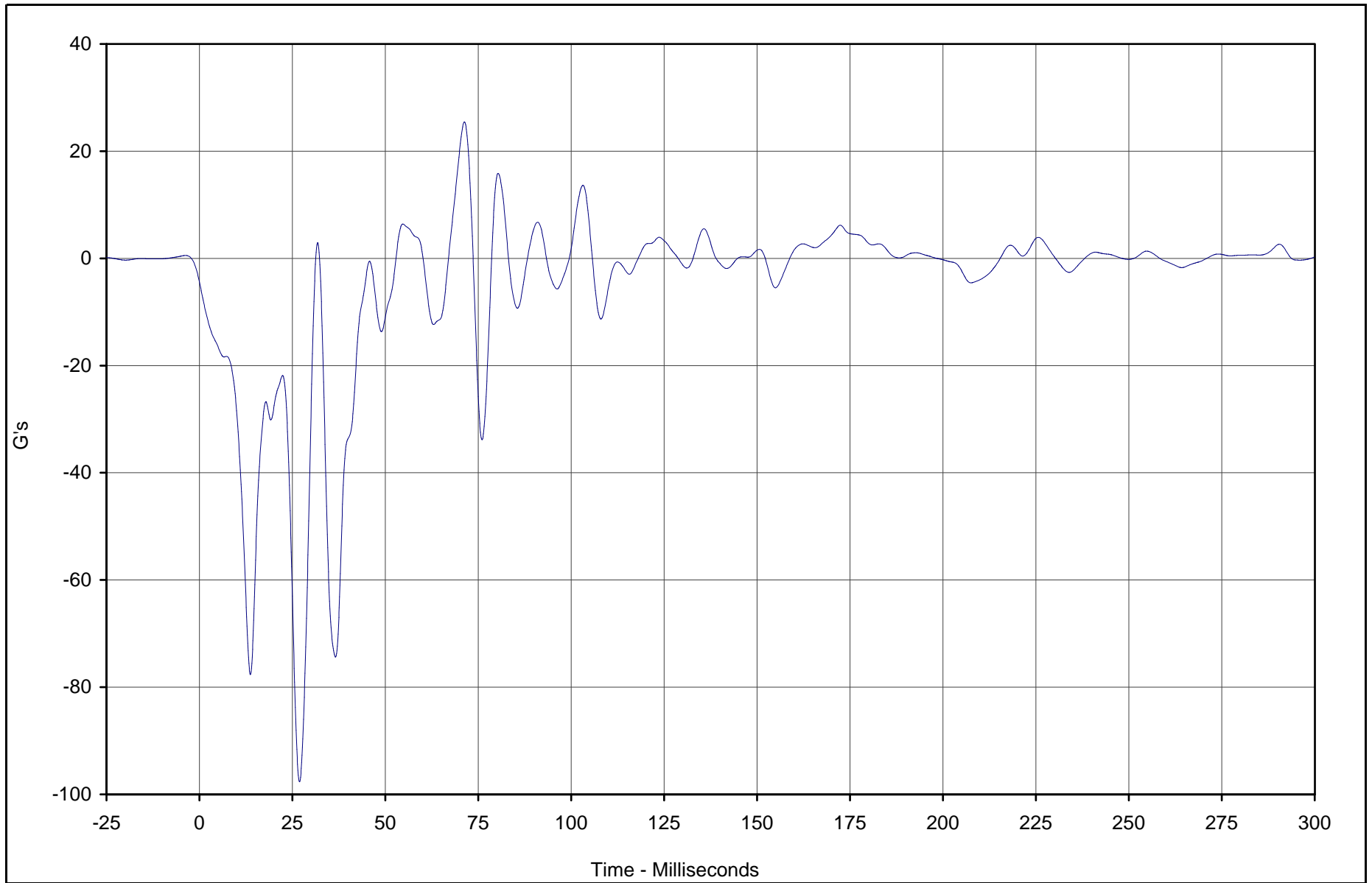
Test Vehicle: 2002 Isuzu Axiom 4WD SUV

Test Date: 6/6/02

Test Program: 2002 NHTSA 35mph NCAP

NHTSA No.: M20506

B-135



Curve Description	CURNO	Type	Units	Max	Time	Min	Time	SAE Class
Vehicle Left Brake Caliper	093	FIL	G's	25.4	71.3	-97.6	26.9	60



Test Vehicle: 2002 Isuzu Axiom 4WD SUV

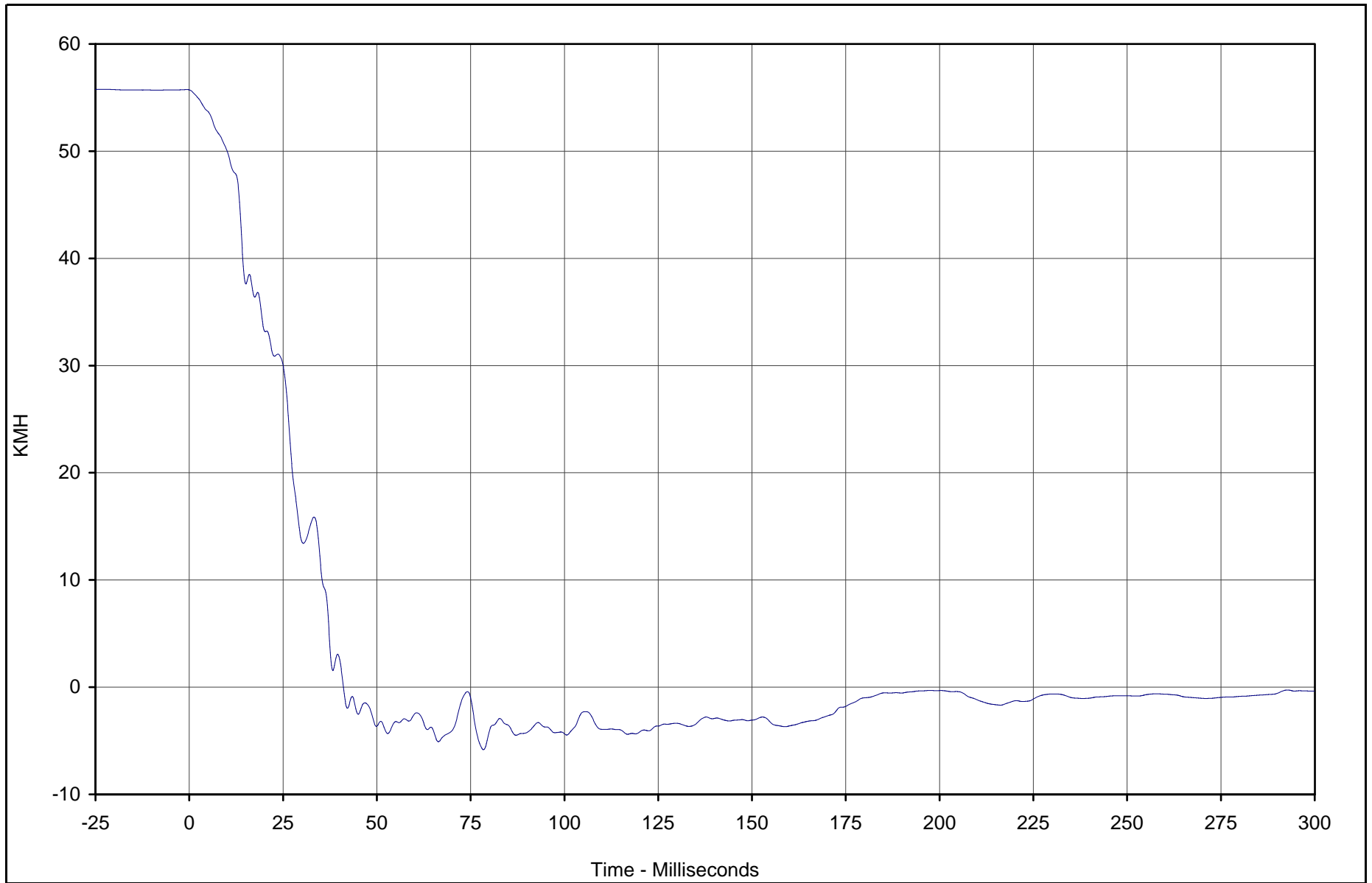
Test Date: 6/6/02

Test Program: 2002 NHTSA 35mph NCAP

NHTSA No.: M20506

KAR22001-16

B-136



Curve Description	CURNO	Type	Units	Max	Time	Min	Time	SAE Class
Vehicle Left Brake Caliper Velocity	093	IN1	KMH	55.7	0.0	-5.8	78.4	180



Test Vehicle: 2002 Isuzu Axiom 4WD SUV

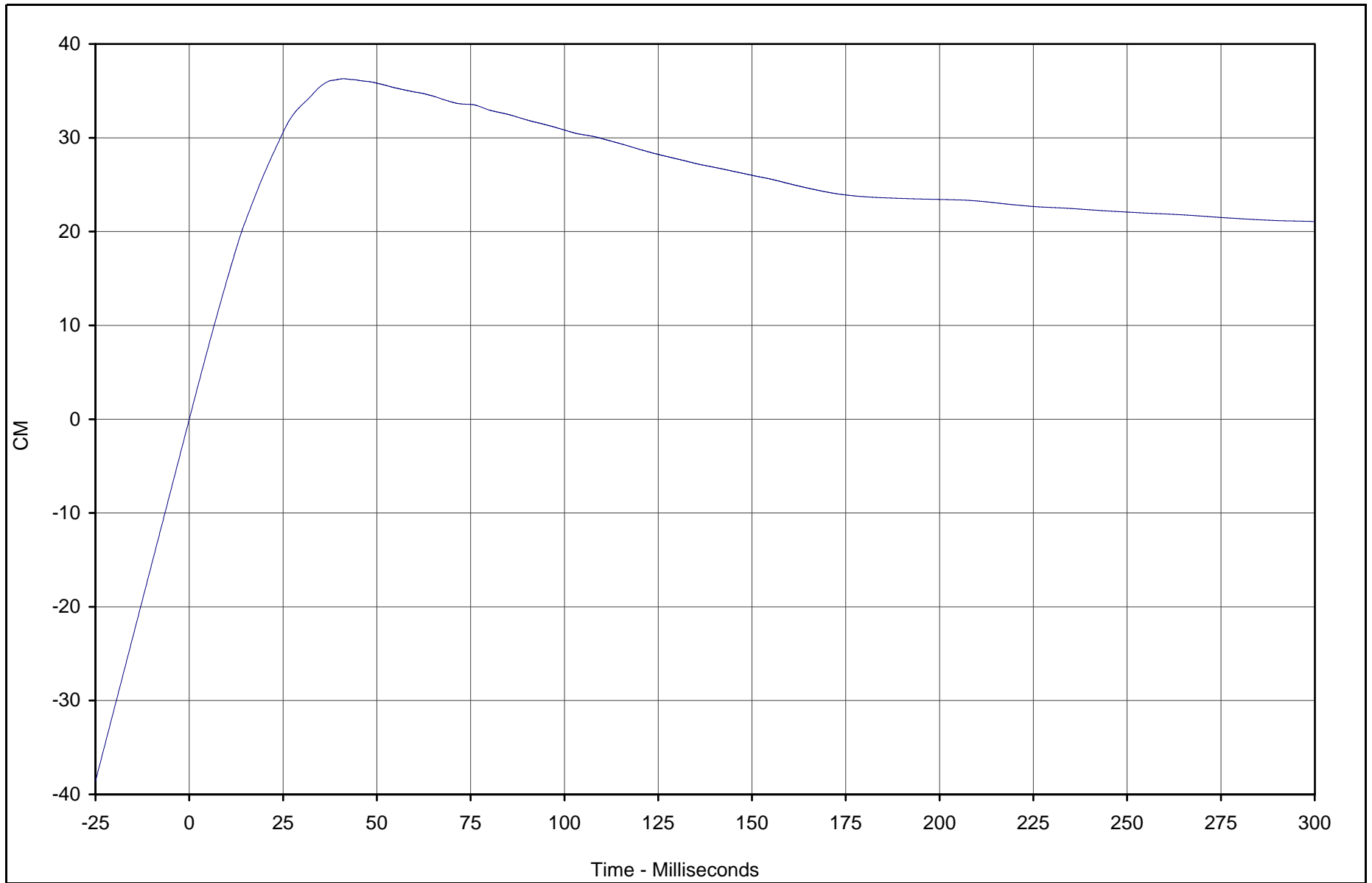
Test Date: 6/6/02

Test Program: 2002 NHTSA 35mph NCAP

NHTSA No.: M20506

KAR22001-16

B-137



KAR22001-16

Curve Description	CURNO	Type	Units	Max	Time	Min	Time	SAE Class
Vehicle Left Brake Caliper Displ.	093	IN2	CM	36.3	41.1	0.0	0.0	180



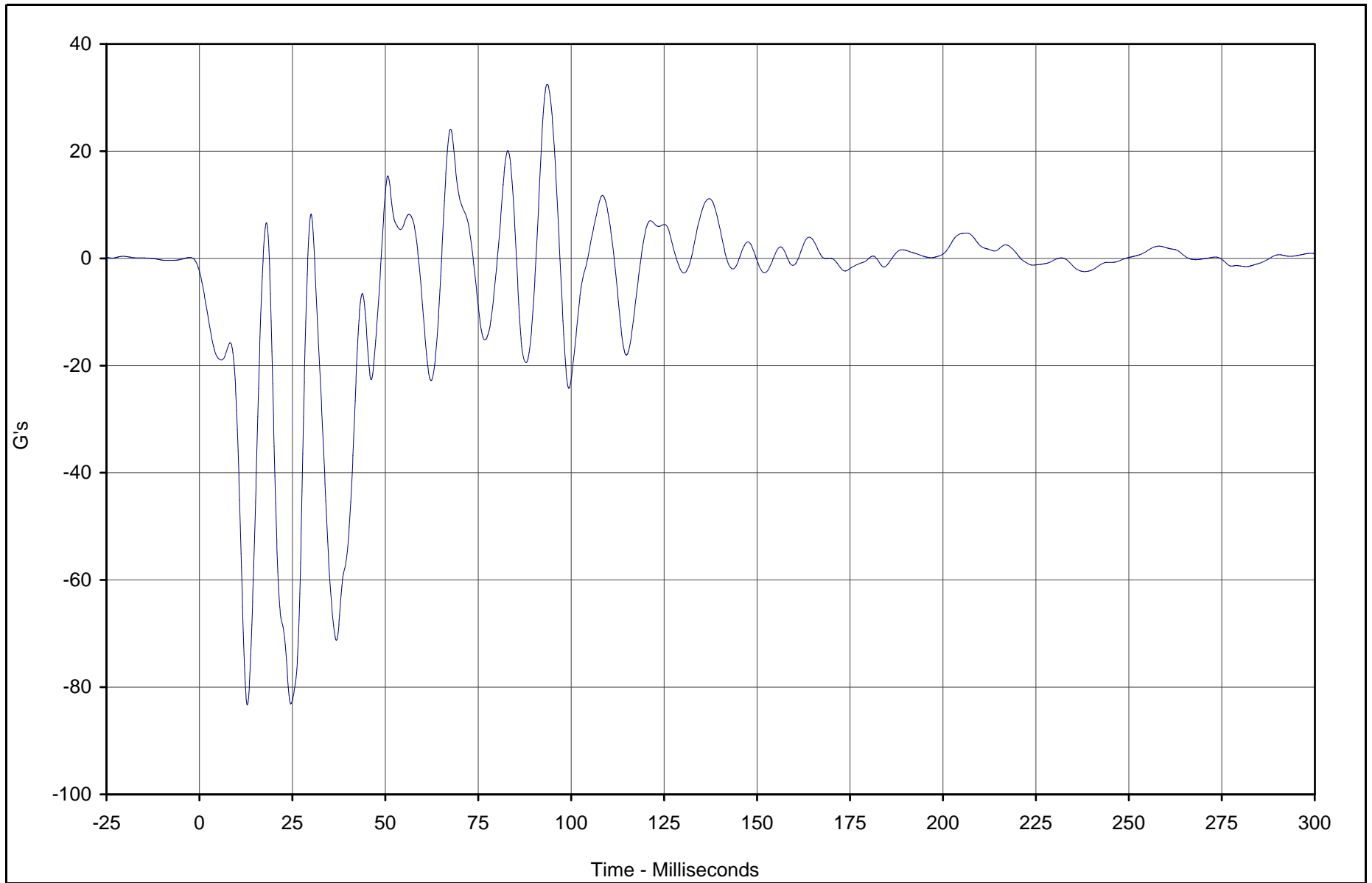
Test Vehicle: 2002 Isuzu Axiom 4WD SUV

Test Date: 6/6/02

Test Program: 2002 NHTSA 35mph NCAP

NHTSA No.: M20506

B-138



KAR22001-16

Curve Description	CURNO	Type	Units	Max	Time	Min	Time	SAE Class
Vehicle Right Brake Caliper	094	FIL	G's	32.5	93.6	-83.3	12.9	60



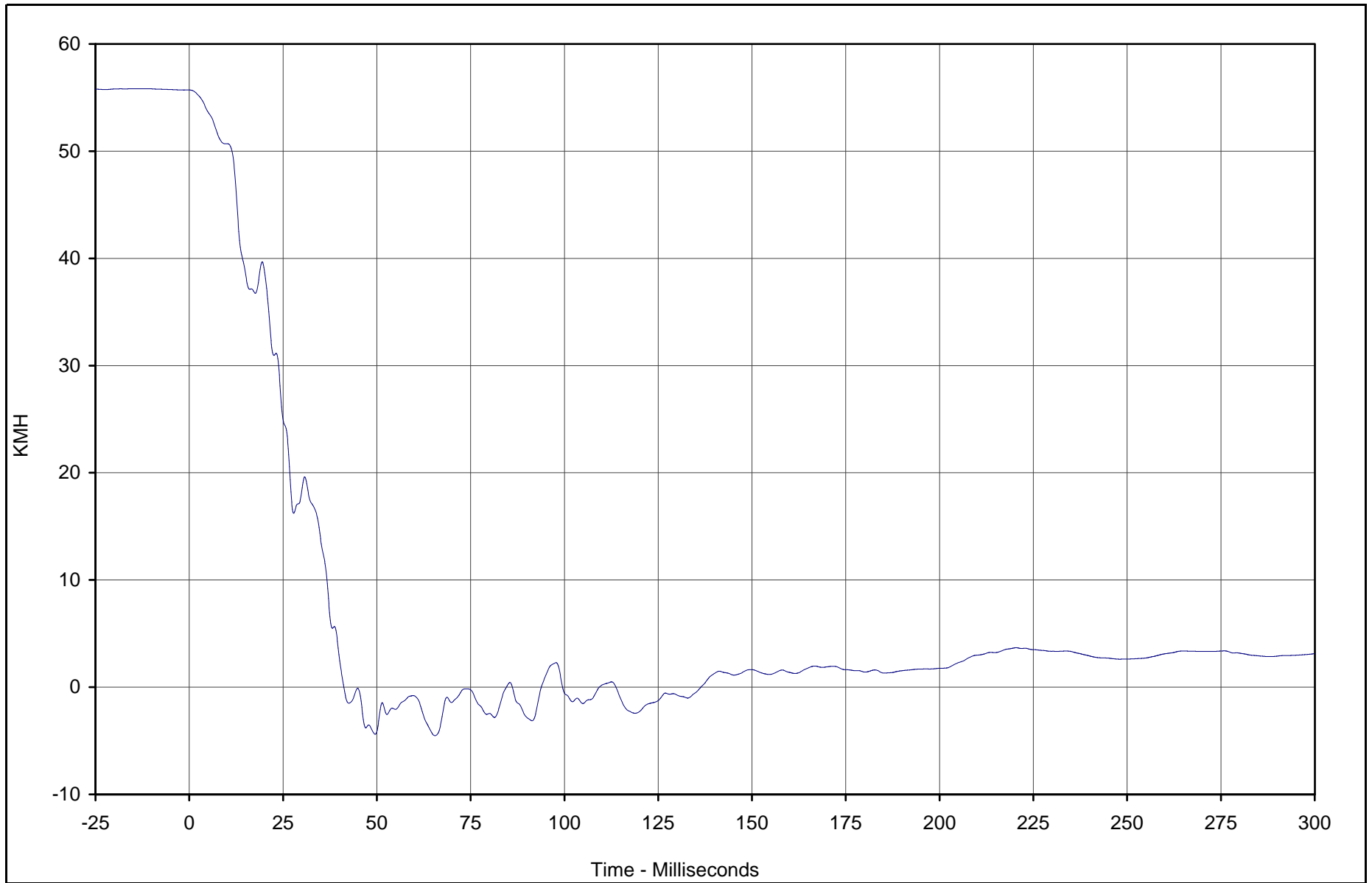
Test Vehicle: 2002 Isuzu Axiom 4WD SUV

Test Date: 6/6/02

Test Program: 2002 NHTSA 35mph NCAP

NHTSA No.: M20506

B-139



Curve Description	CURNO	Type	Units	Max	Time	Min	Time	SAE Class
Vehicle Right Brake Caliper Velocity	094	IN1	KMH	55.7	0.0	-4.5	65.5	180



Test Vehicle: 2002 Isuzu Axiom 4WD SUV

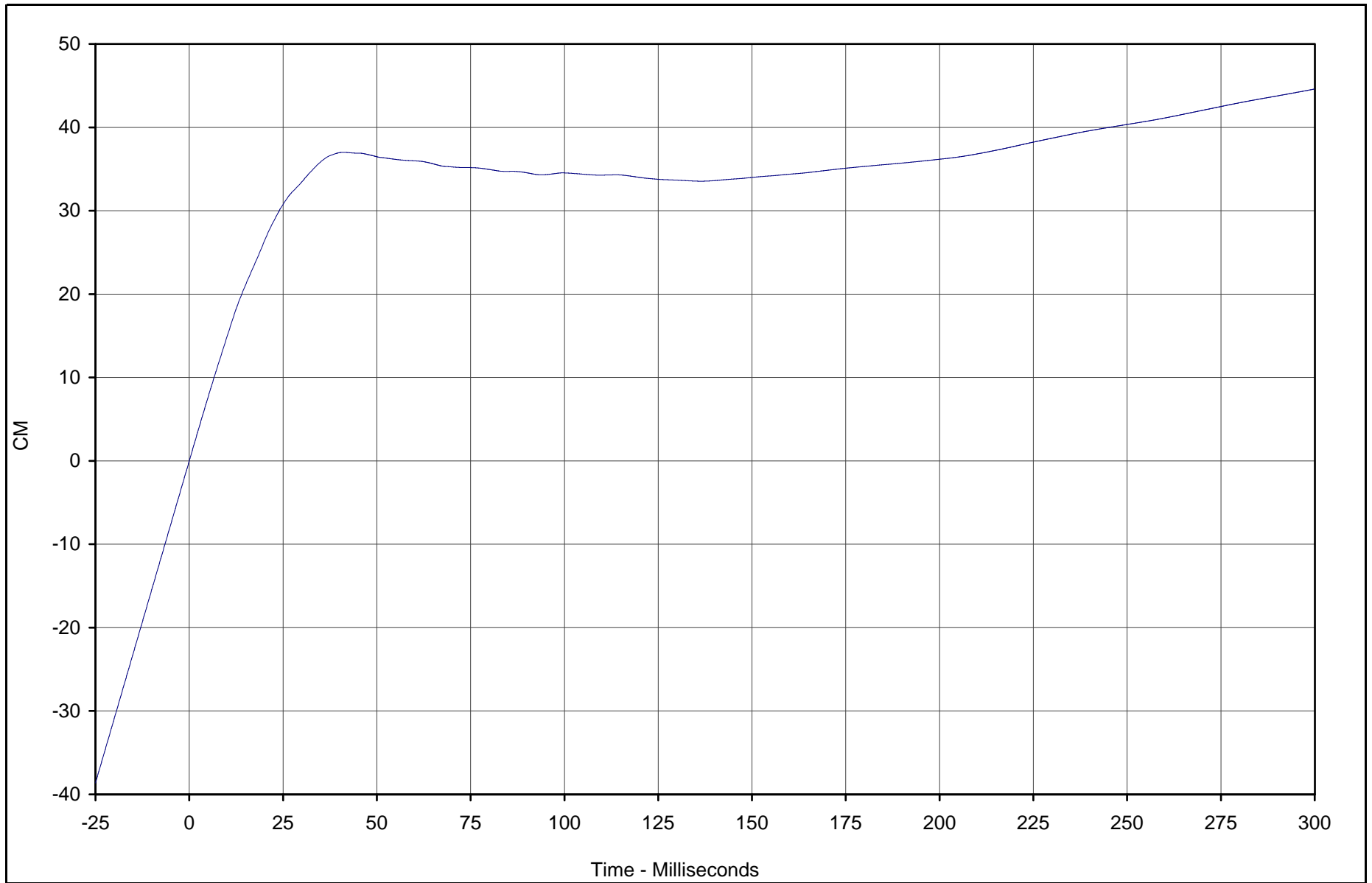
Test Date: 6/6/02

Test Program: 2002 NHTSA 35mph NCAP

NHTSA No.: M20506

KAR22001-16

B-140



KAR22001-16

Curve Description	CURNO	Type	Units	Max	Time	Min	Time	SAE Class
Vehicle Right Brake Caliper Displ.	094	IN2	CM	44.6	299.9	0.0	0.0	180



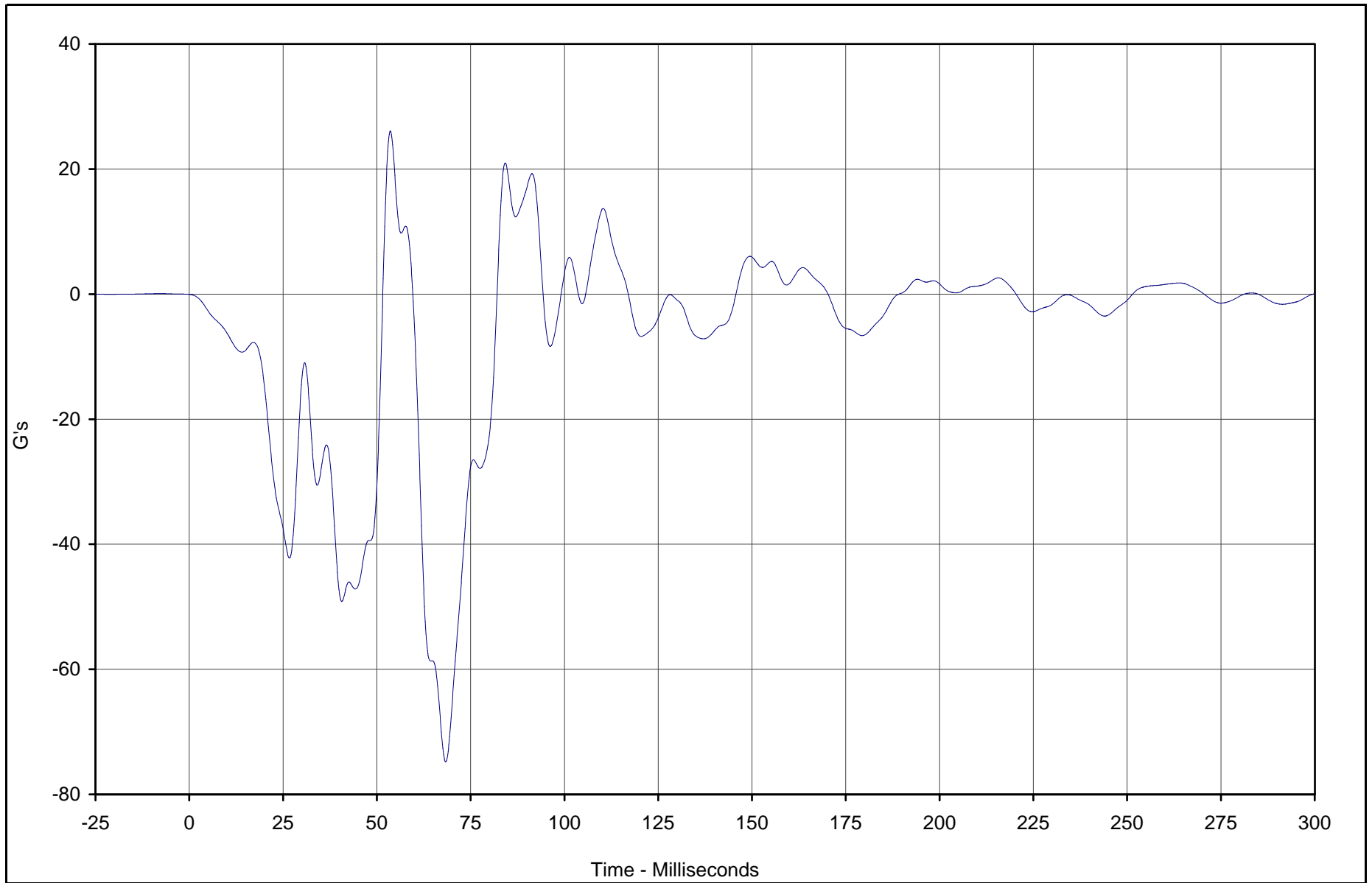
Test Vehicle: 2002 Isuzu Axiom 4WD SUV

Test Date: 6/6/02

Test Program: 2002 NHTSA 35mph NCAP

NHTSA No.: M20506

B-141



Curve Description	CURNO	Type	Units	Max	Time	Min	Time	SAE Class
Vehicle Instrument Panel	095	FIL	G's	26.1	53.6	-74.8	68.3	60



Test Vehicle: 2002 Isuzu Axiom 4WD SUV

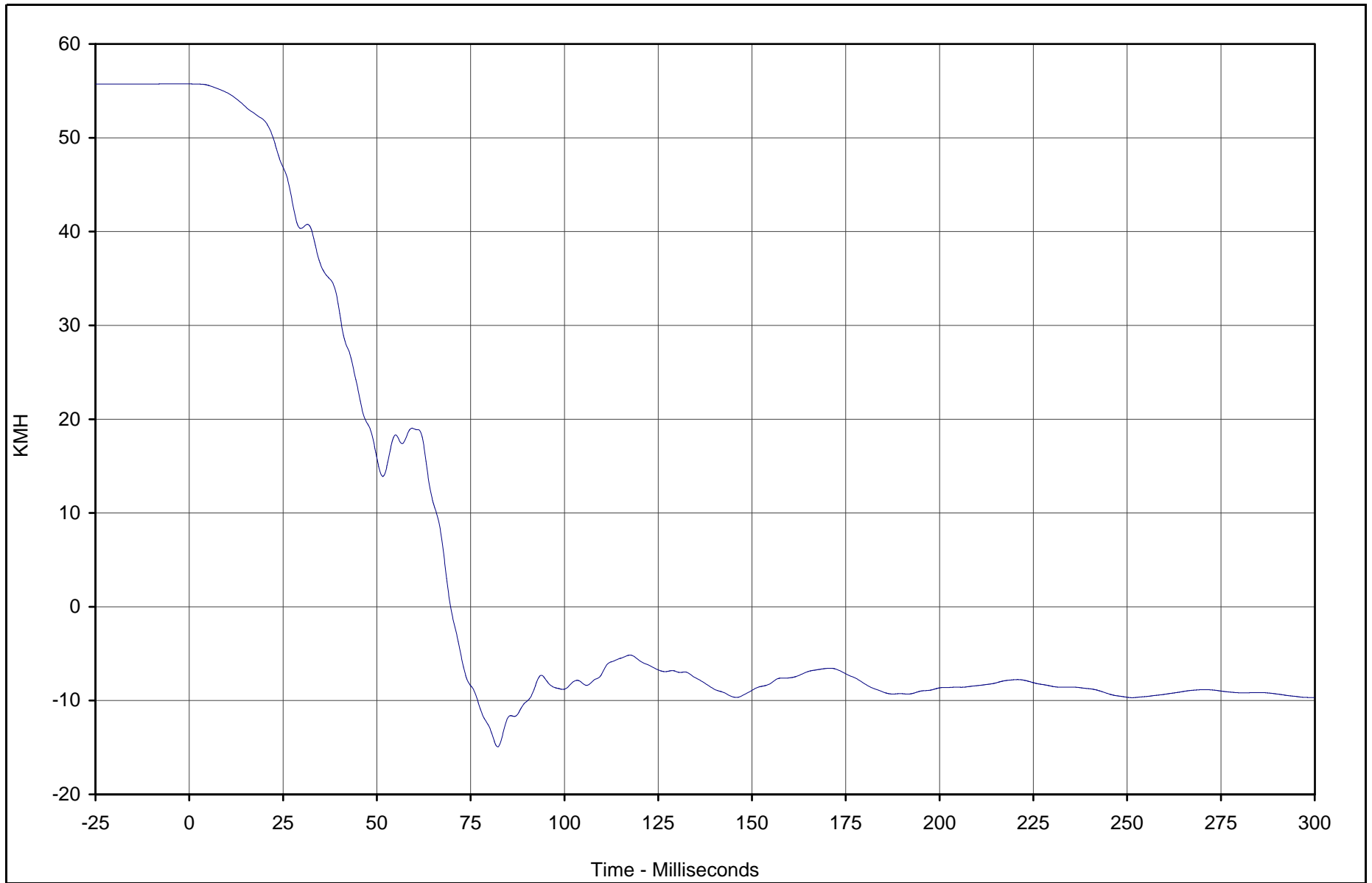
Test Date: 6/6/02

Test Program: 2002 NHTSA 35mph NCAP

NHTSA No.: M20506

KAR22001-16

B-142



KAR22001-16

Curve Description	CURNO	Type	Units	Max	Time	Min	Time	SAE Class
Vehicle Instrument Panel Velocity	095	IN1	KMH	55.7	0.0	-14.9	82.2	180



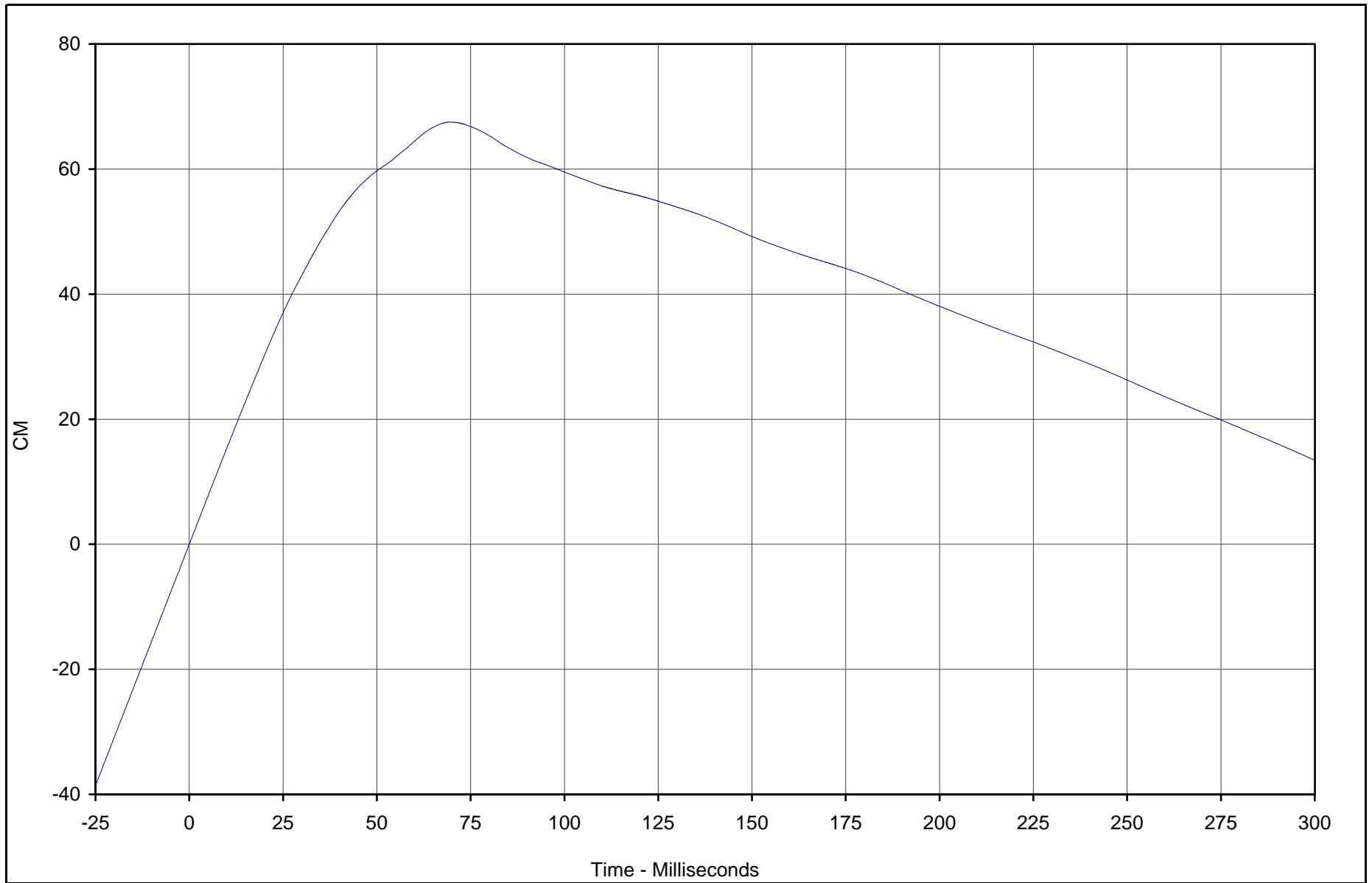
Test Vehicle: 2002 Isuzu Axiom 4WD SUV

Test Date: 6/6/02

Test Program: 2002 NHTSA 35mph NCAP

NHTSA No.: M20506

B-143



KAR22001-16

Curve Description	CURNO	Type	Units	Max	Time	Min	Time	SAE Class
Vehicle Instrument Panel Displacement	095	IN2	CM	67.5	69.7	0.0	0.0	180



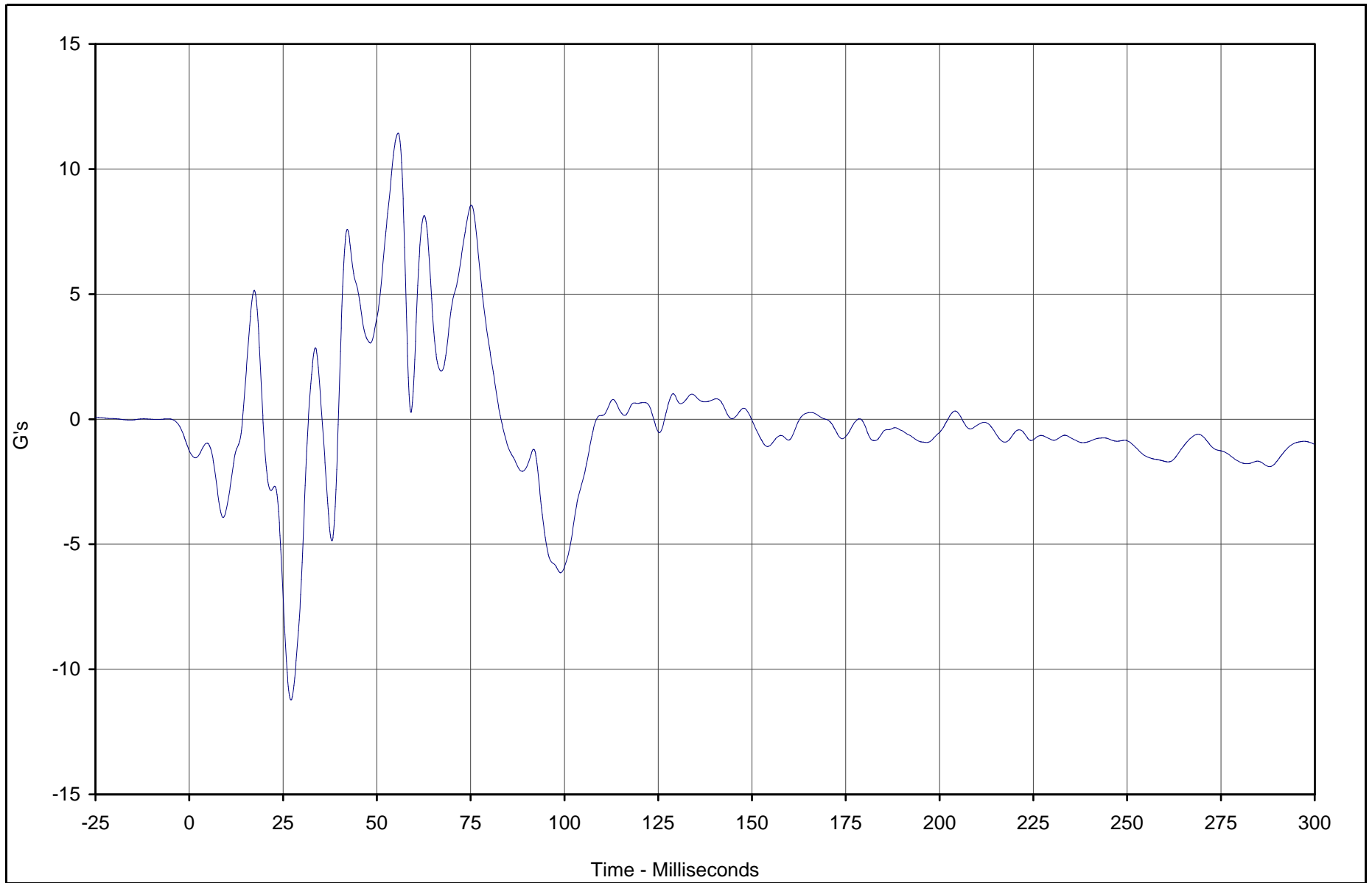
Test Vehicle: 2002 Isuzu Axiom 4WD SUV

Test Date: 6/6/02

Test Program: 2002 NHTSA 35mph NCAP

NHTSA No.: M20506

B-144



Curve Description	CURNO	Type	Units	Max	Time	Min	Time	SAE Class
Vehicle Left Rear Z	096	FIL	G's	11.4	55.7	-11.2	27.1	60



Test Vehicle: 2002 Isuzu Axiom 4WD SUV

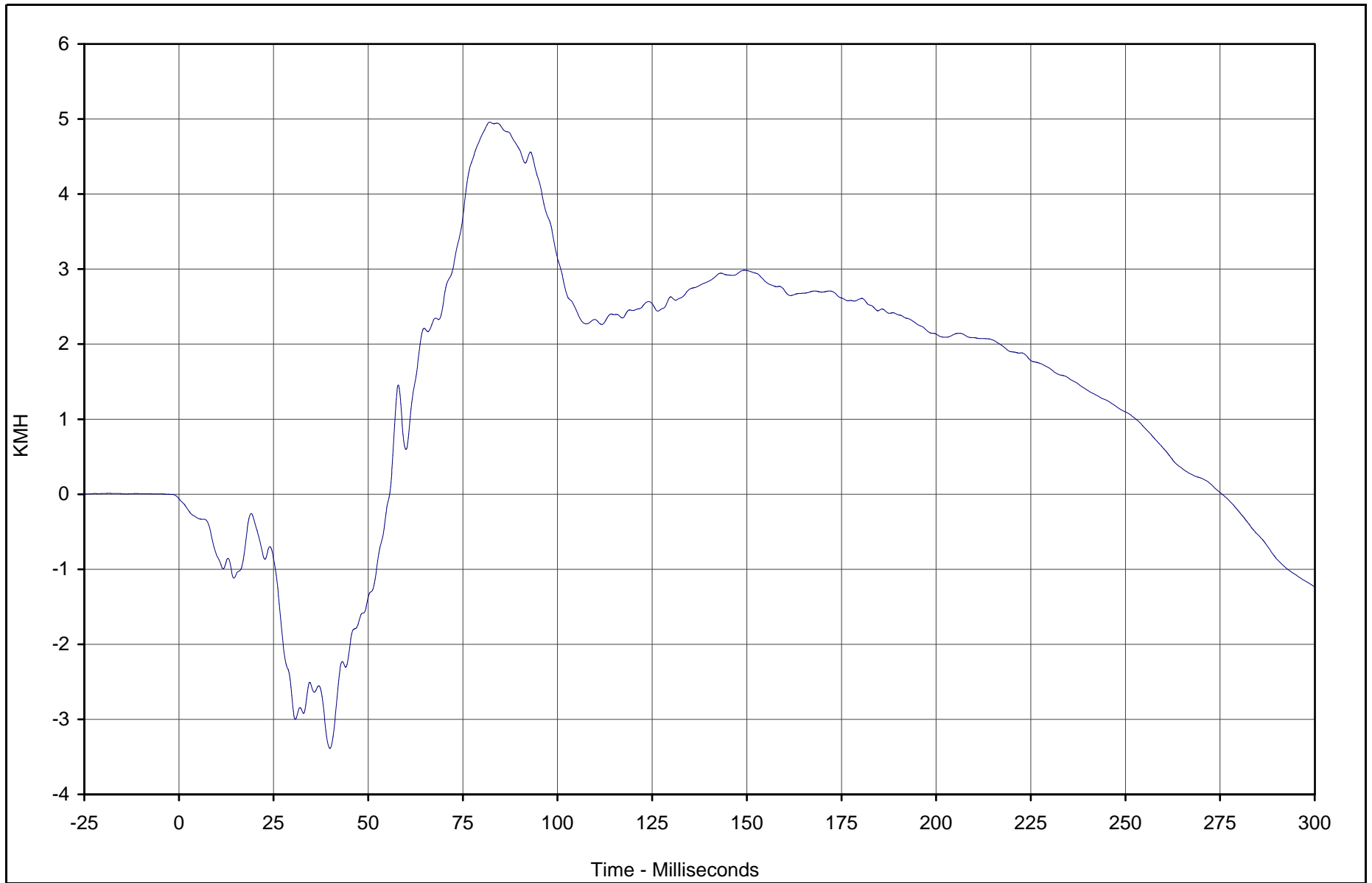
Test Date: 6/6/02

Test Program: 2002 NHTSA 35mph NCAP

NHTSA No.: M20506

KAR22001-16

B-145



Curve Description	CURNO	Type	Units	Max	Time	Min	Time	SAE Class
Vehicle Left Rear Z Velocity	096	IN1	KMH	5.0	82.1	-3.4	39.9	180



Test Vehicle: 2002 Isuzu Axiom 4WD SUV

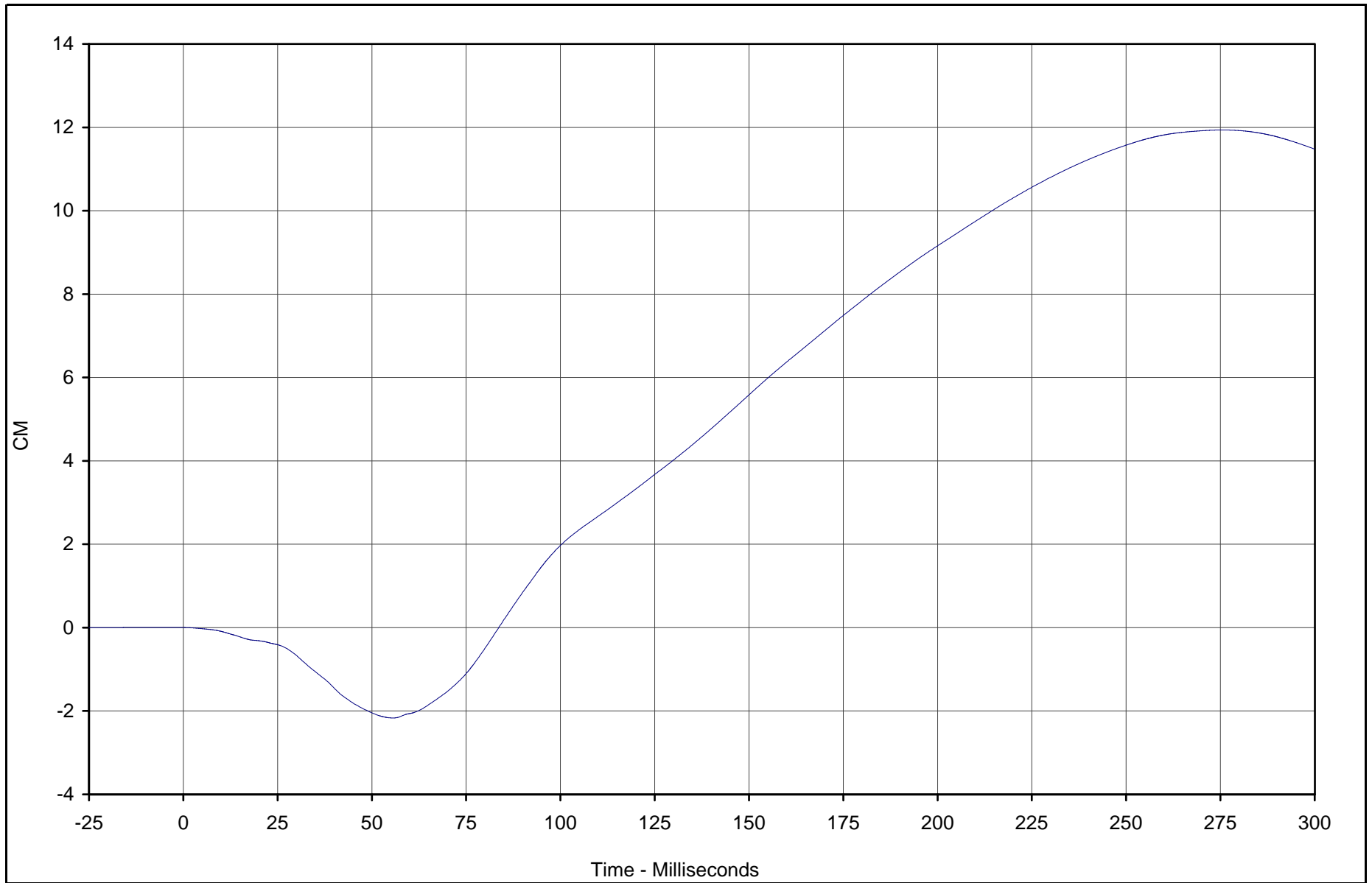
Test Date: 6/6/02

Test Program: 2002 NHTSA 35mph NCAP

NHTSA No.: M20506

KAR22001-16

B-146



KAR22001-16

Curve Description	CURNO	Type	Units	Max	Time	Min	Time	SAE Class
Vehicle Left Rear Z Displ.	096	IN2	CM	11.9	275.5	-2.2	55.6	180



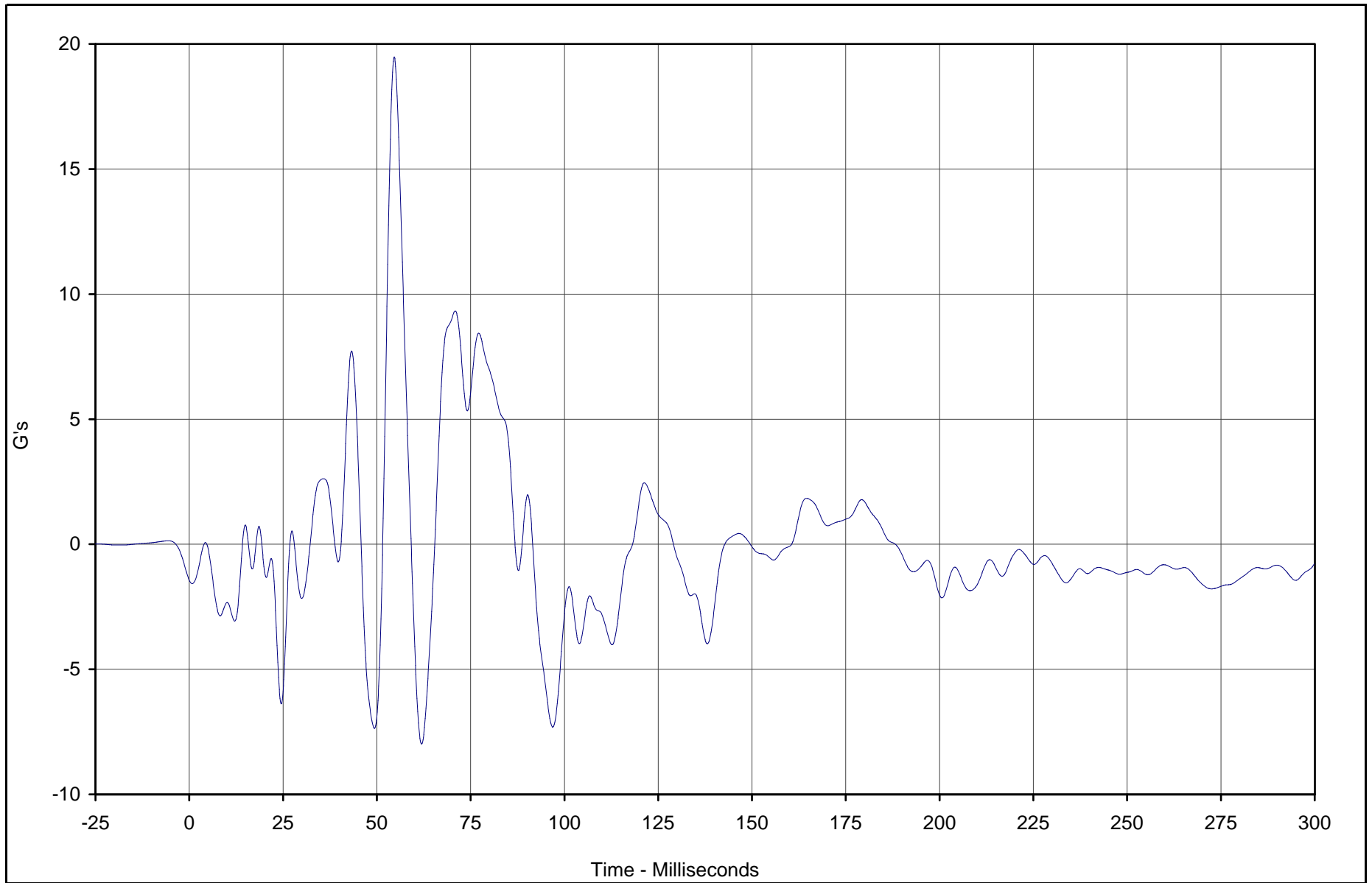
Test Vehicle: 2002 Isuzu Axiom 4WD SUV

Test Date: 6/6/02

Test Program: 2002 NHTSA 35mph NCAP

NHTSA No.: M20506

B-147



Curve Description	CURNO	Type	Units	Max	Time	Min	Time	SAE Class
Vehicle Right Rear Z	097	FIL	G's	19.5	54.6	-8.0	61.9	60



Test Vehicle: 2002 Isuzu Axiom 4WD SUV

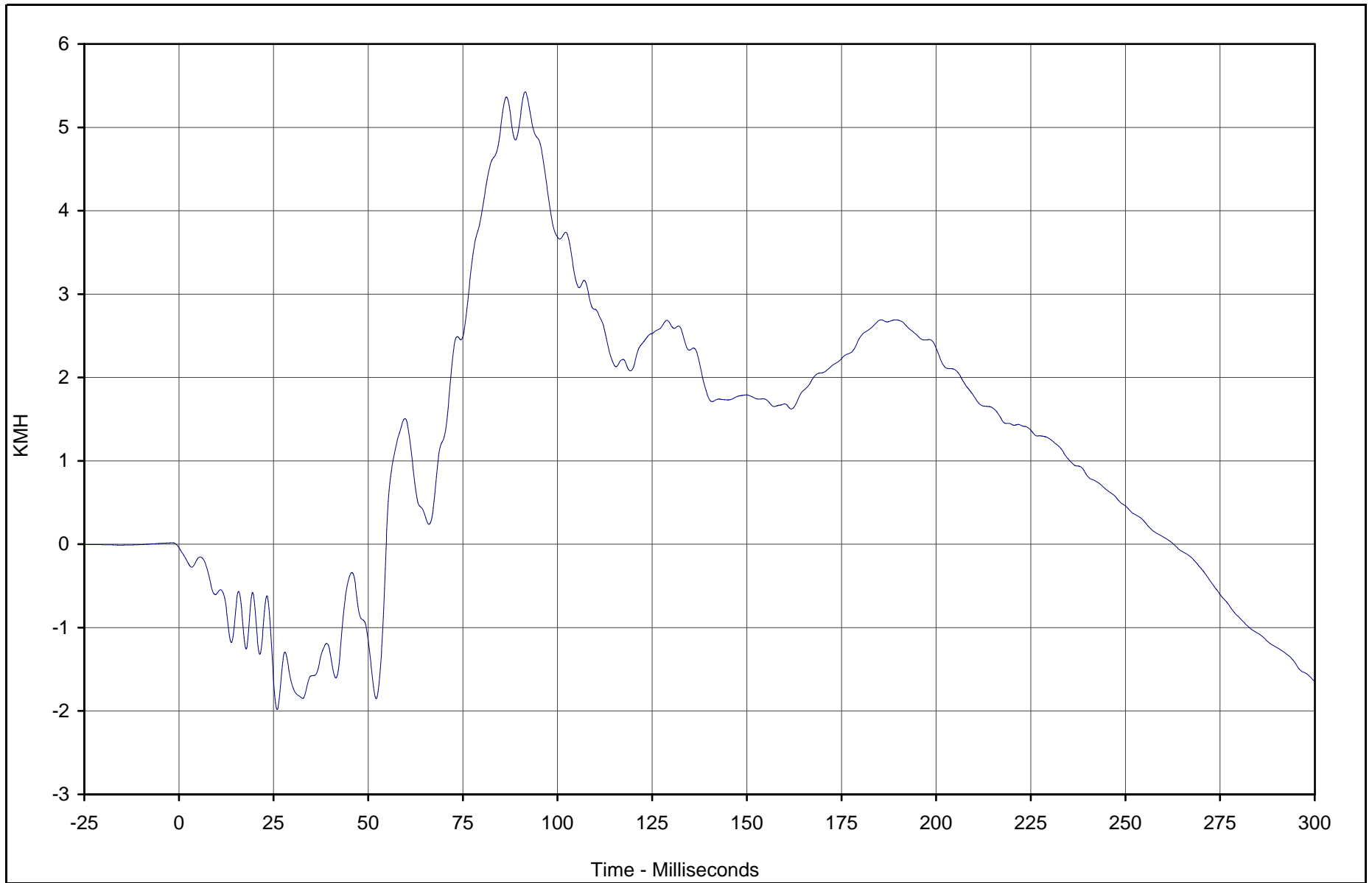
Test Date: 6/6/02

Test Program: 2002 NHTSA 35mph NCAP

NHTSA No.: M20506

KAR22001-16

B-148



Curve Description	CURNO	Type	Units	Max	Time	Min	Time	SAE Class
Vehicle Right Rear Z Velocity	097	IN1	KMH	5.4	91.5	-2.0	25.9	180



Test Vehicle: 2002 Isuzu Axiom 4WD SUV

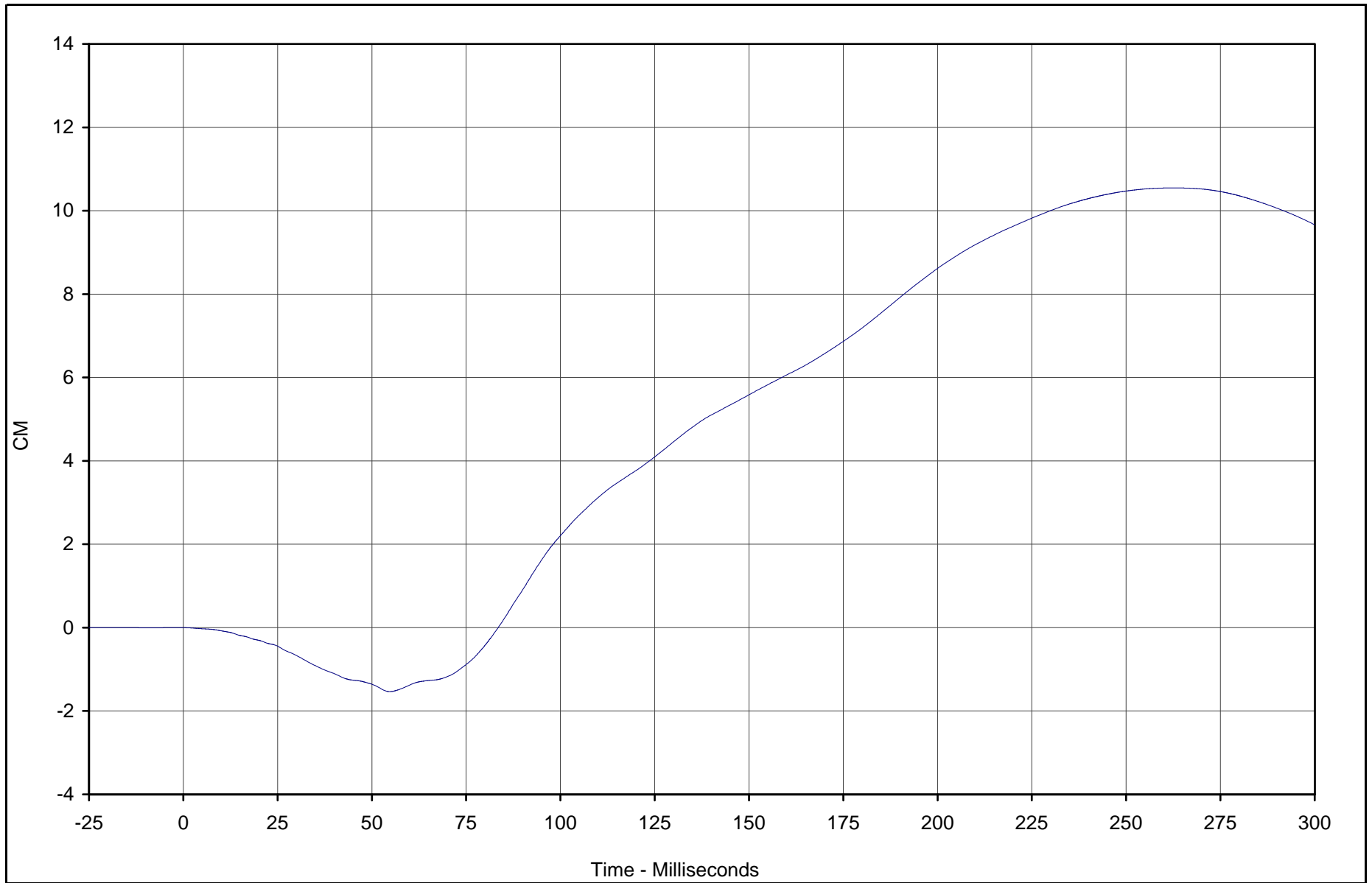
Test Date: 6/6/02

Test Program: 2002 NHTSA 35mph NCAP

NHTSA No.: M20506

KAR22001-16

B-149



Curve Description	CURNO	Type	Units	Max	Time	Min	Time	SAE Class
Vehicle Right Rear Z Displ.	097	IN2	CM	10.5	262.7	-1.5	54.7	180



Test Vehicle: 2002 Isuzu Axiom 4WD SUV

Test Date: 6/6/02

Test Program: 2002 NHTSA 35mph NCAP

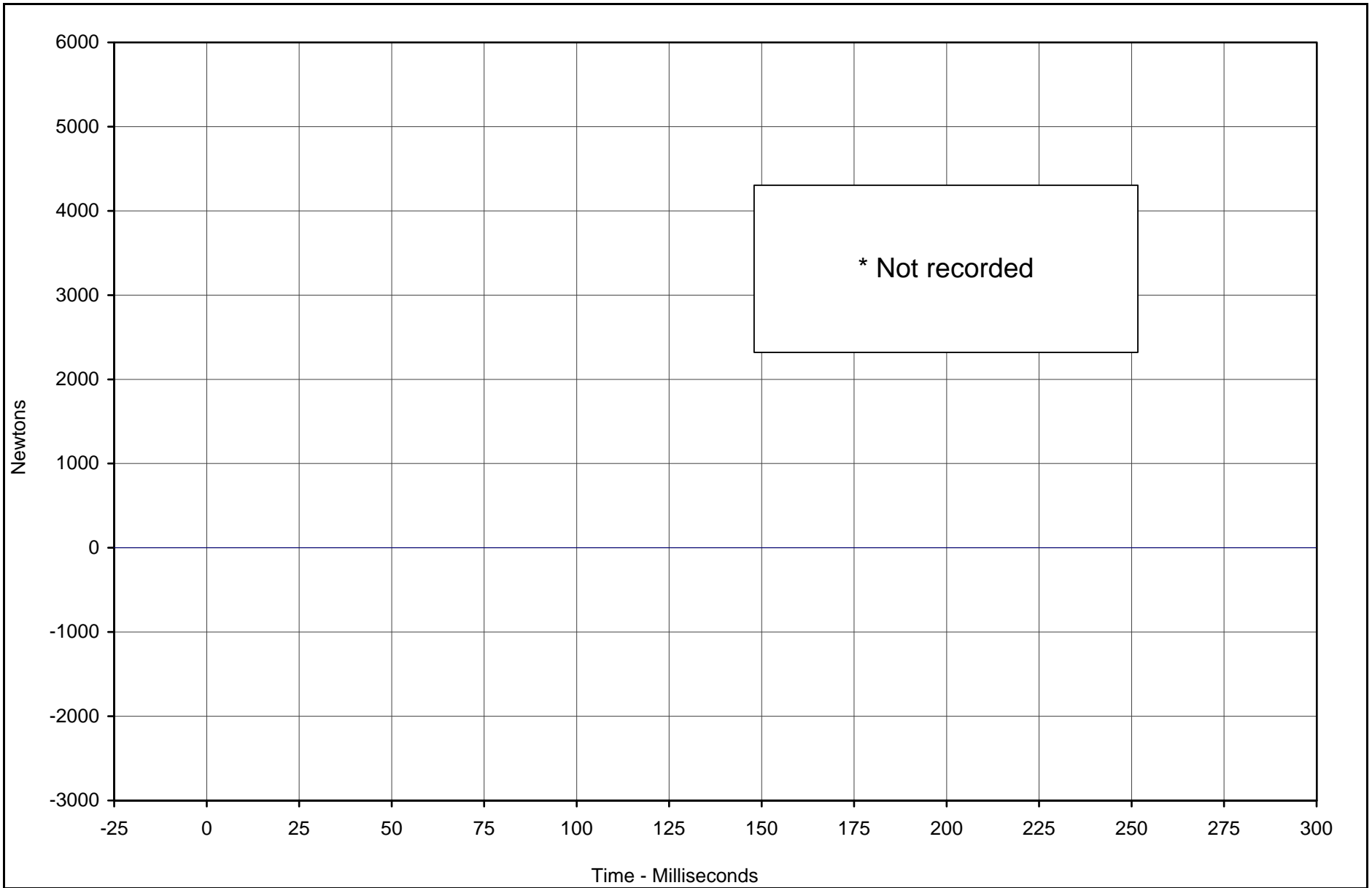
NHTSA No.: M20506

KAR22001-16

APPENDIX C

LOAD CELL BARRIER DATA PLOTS

C-1



* Not recorded

Curve Description	CURNO	Type	Units	Max	Time	Min	Time	SAE Class
Barrier Force A1	098	FIL	Newtons	0.0	0.0	0.0	0.0	60



Test Vehicle: 2002 Isuzu Axiom 4WD SUV

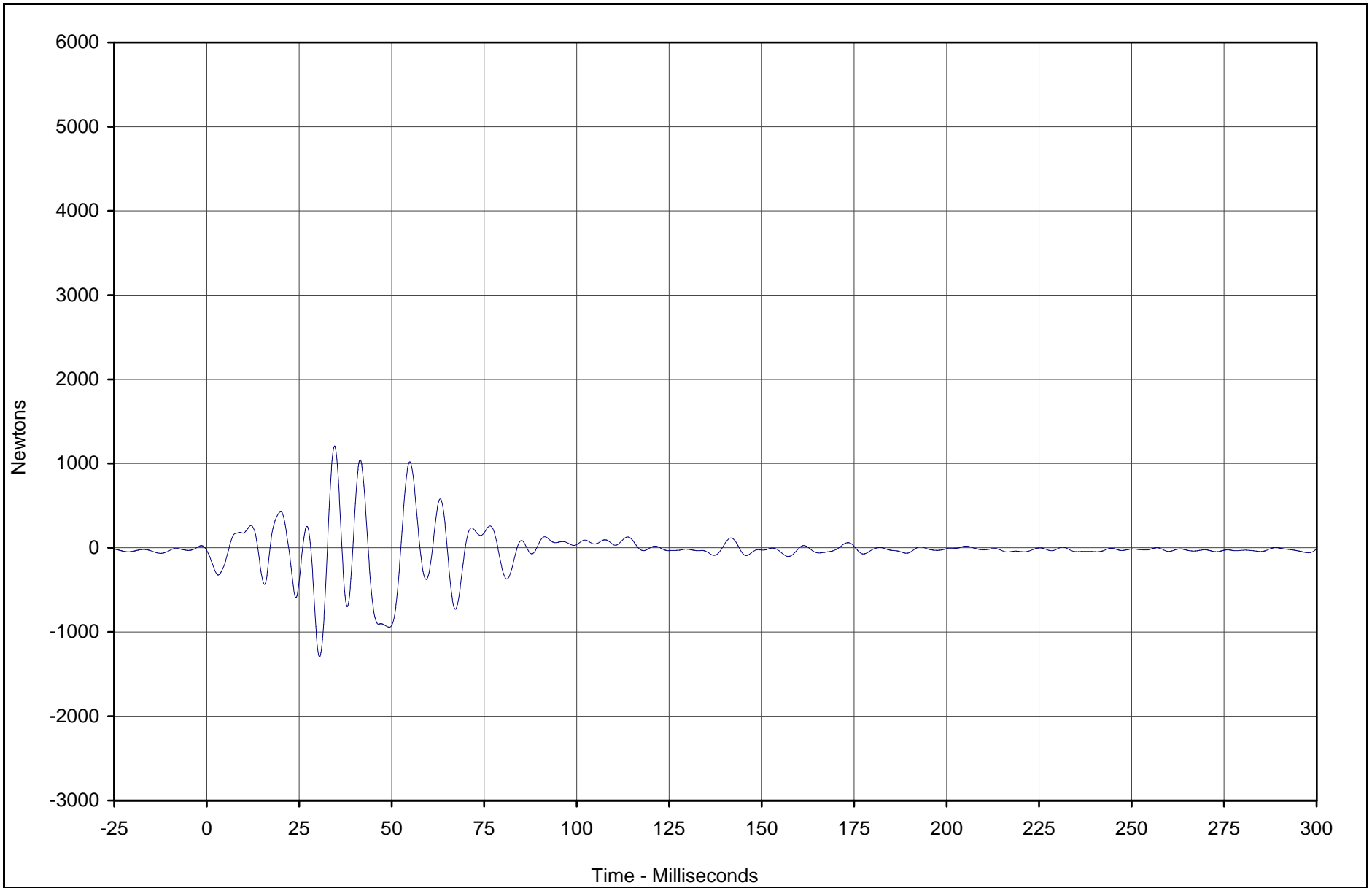
Test Date: 6/6/02

Test Program: 2002 NHTSA 35mph NCAP

NHTSA No.: M20506

KAR22001-16

C-2



KAR22001-16

Curve Description	CURNO	Type	Units	Max	Time	Min	Time	SAE Class
Barrier Force A2	099	FIL	Newtons	1208.1	34.6	-1295.9	30.5	60



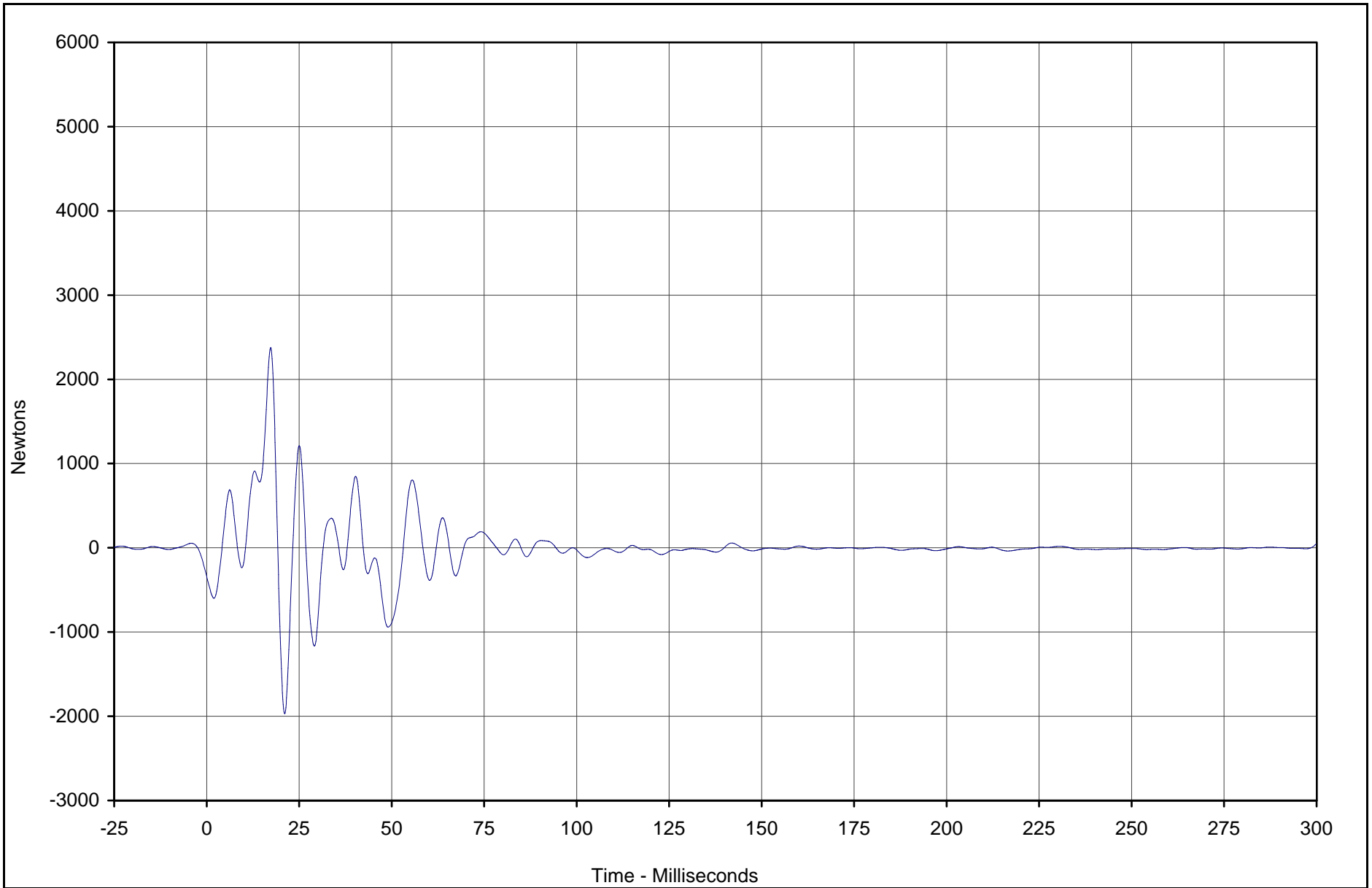
Test Vehicle: 2002 Isuzu Axiom 4WD SUV

Test Date: 6/6/02

Test Program: 2002 NHTSA 35mph NCAP

NHTSA No.: M20506

C-3



KARR22001-16

Curve Description	CURNO	Type	Units	Max	Time	Min	Time	SAE Class
Barrier Force A3	100	FIL	Newtons	2378.8	17.3	-1969.3	21.1	60



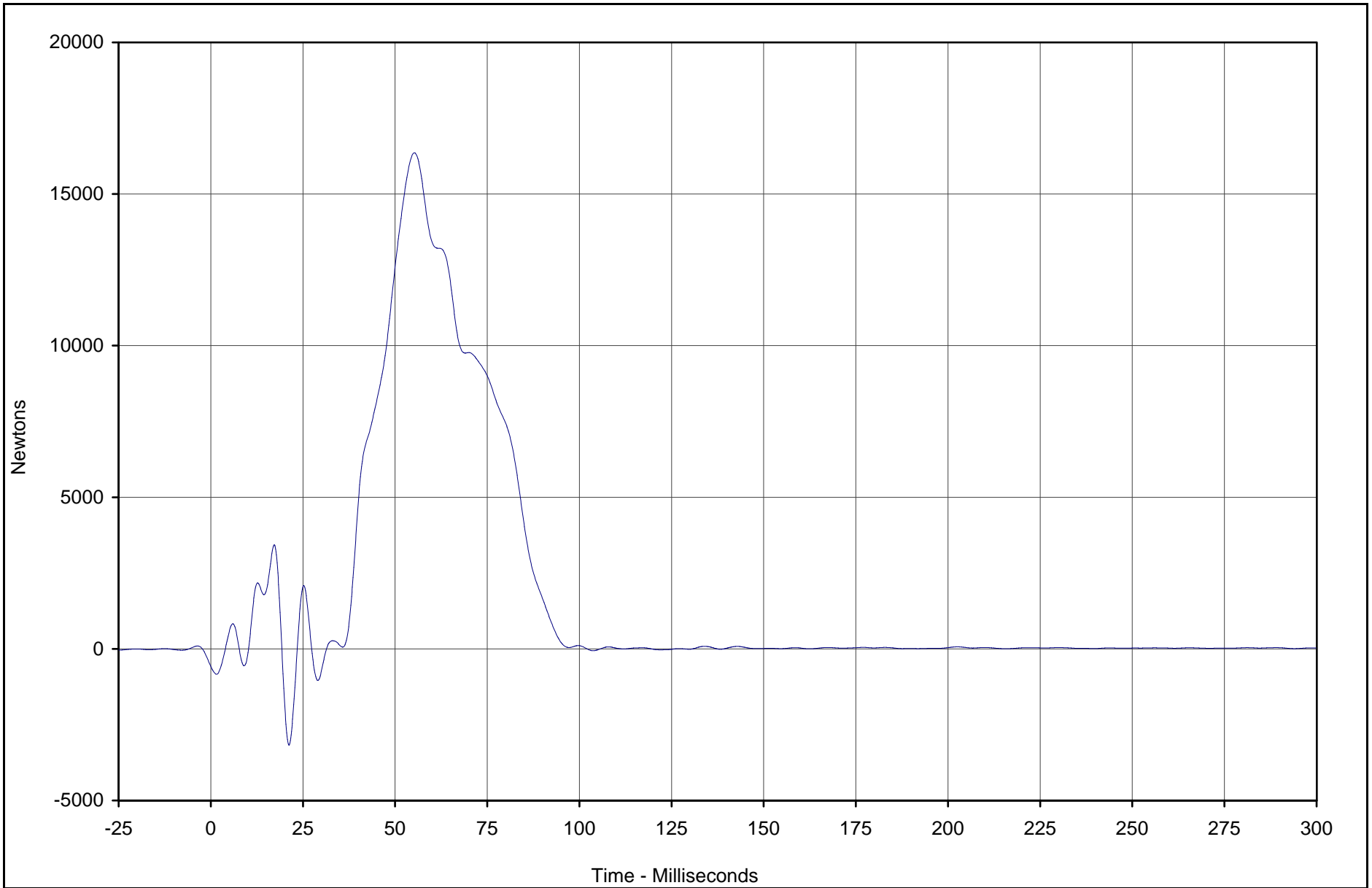
Test Vehicle: 2002 Isuzu Axiom 4WD SUV

Test Date: 6/6/02

Test Program: 2002 NHTSA 35mph NCAP

NHTSA No.: M20506

C-4



KAR22001-16

Curve Description	CURNO	Type	Units	Max	Time	Min	Time	SAE Class
Barrier Force A4	101	FIL	Newtons	16358.1	55.2	-3177.2	21.2	60



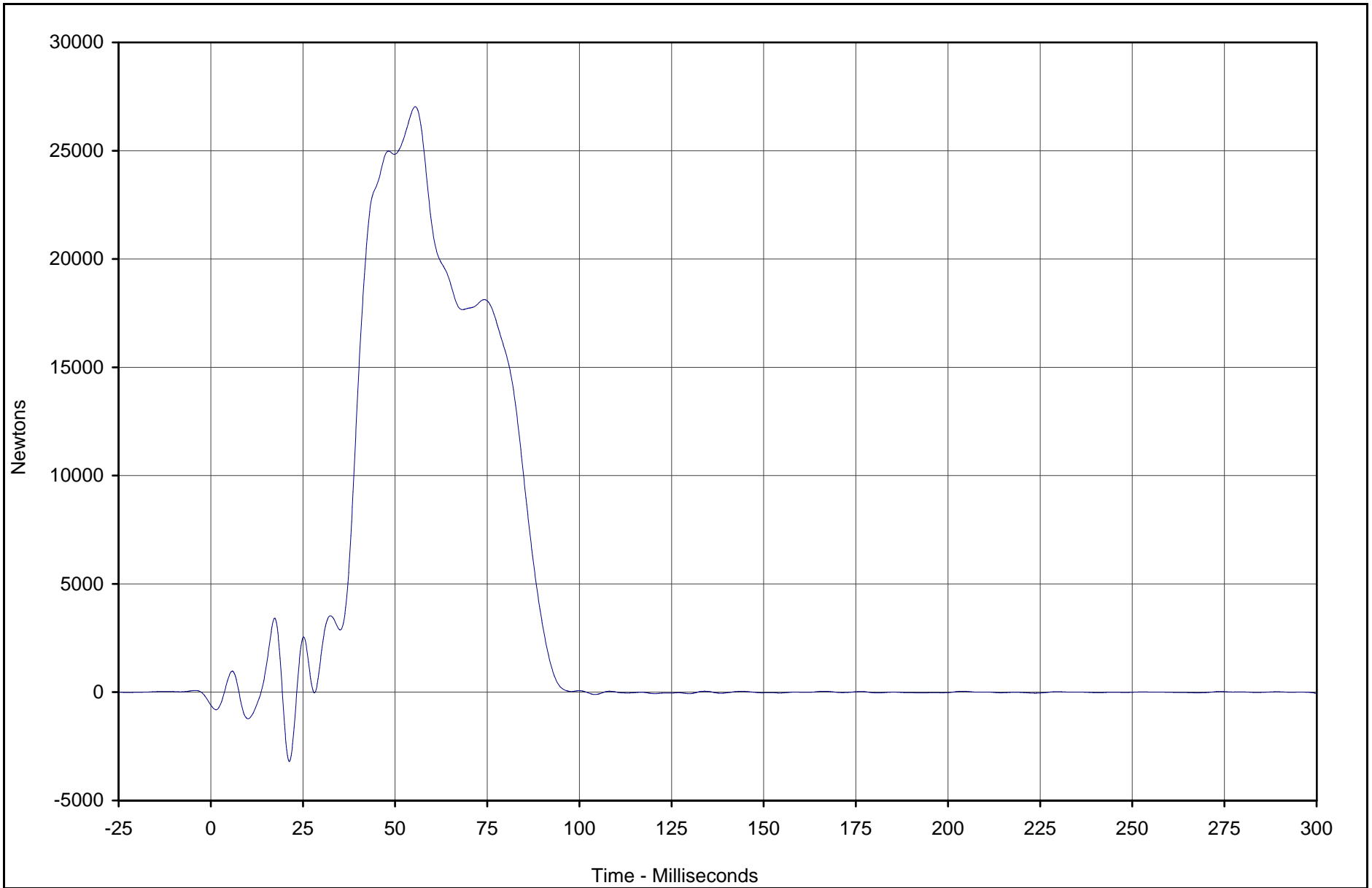
Test Vehicle: 2002 Isuzu Axiom 4WD SUV

Test Date: 6/6/02

Test Program: 2002 NHTSA 35mph NCAP

NHTSA No.: M20506

C-5



KAR22001-16

Curve Description	CURNO	Type	Units	Max	Time	Min	Time	SAE Class
Barrier Force A5	102	FIL	Newtons	27034.0	55.5	-3200.7	21.3	60



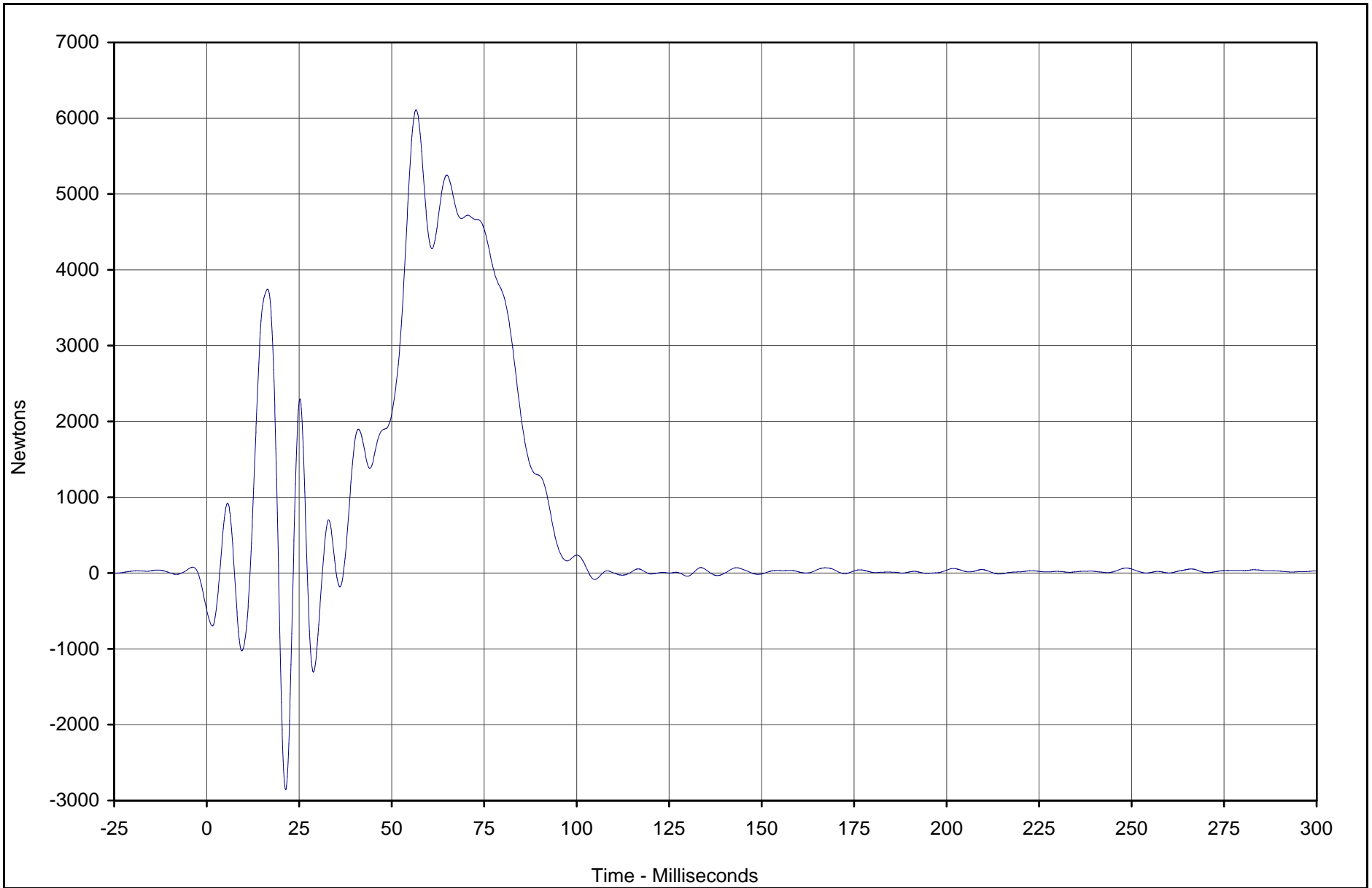
Test Vehicle: 2002 Isuzu Axiom 4WD SUV

Test Date: 6/6/02

Test Program: 2002 NHTSA 35mph NCAP

NHTSA No.: M20506

C-6



KAR22001-16

Curve Description	CURNO	Type	Units	Max	Time	Min	Time	SAE Class
Barrier Force A6	103	FIL	Newtons	6108.4	56.6	-2857.1	21.4	60



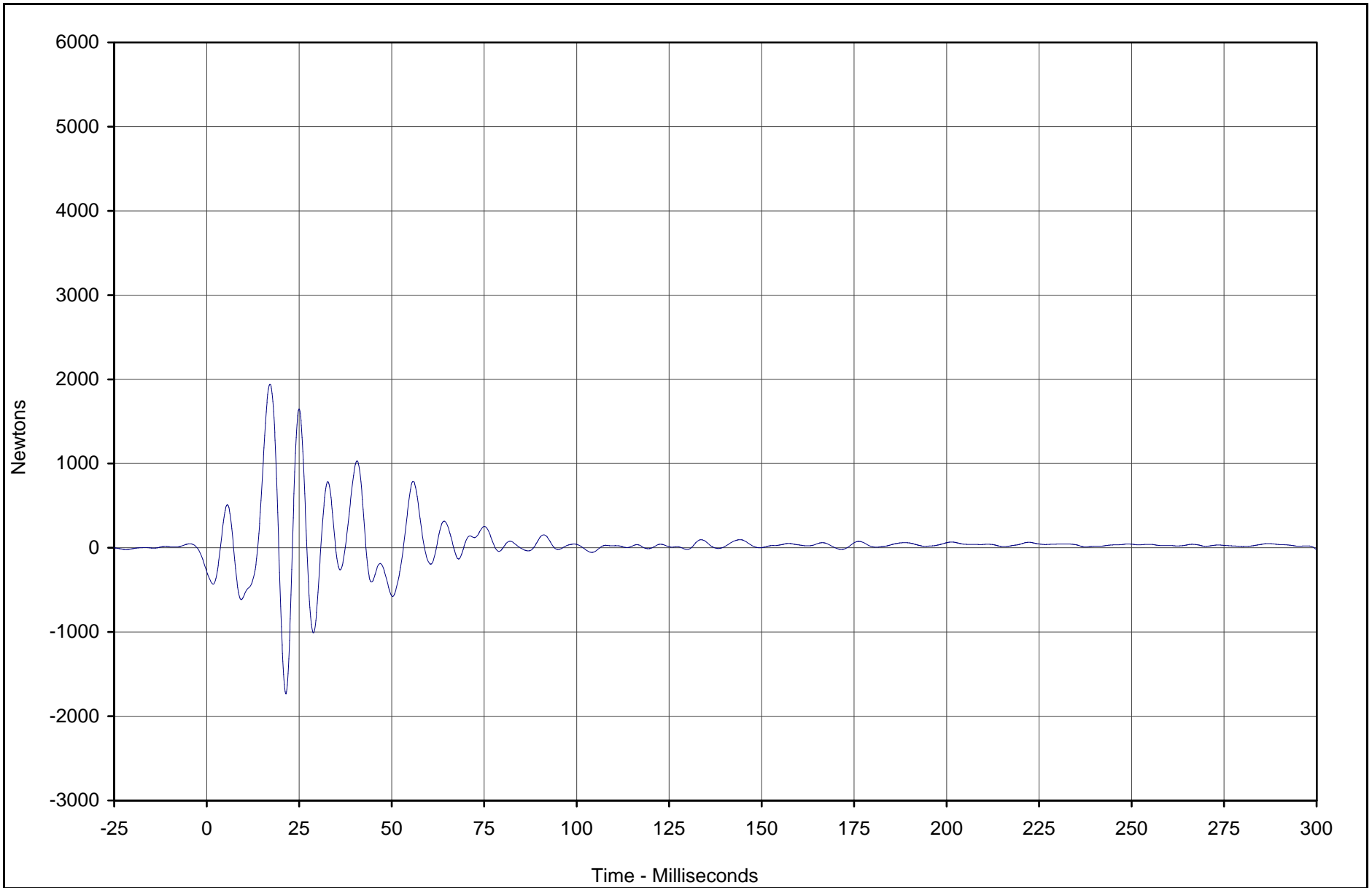
Test Vehicle: 2002 Isuzu Axiom 4WD SUV

Test Date: 6/6/02

Test Program: 2002 NHTSA 35mph NCAP

NHTSA No.: M20506

C-7



KAR22001-16

Curve Description	CURNO	Type	Units	Max	Time	Min	Time	SAE Class
Barrier Force A7	104	FIL	Newtons	1943.1	17.1	-1734.1	21.4	60



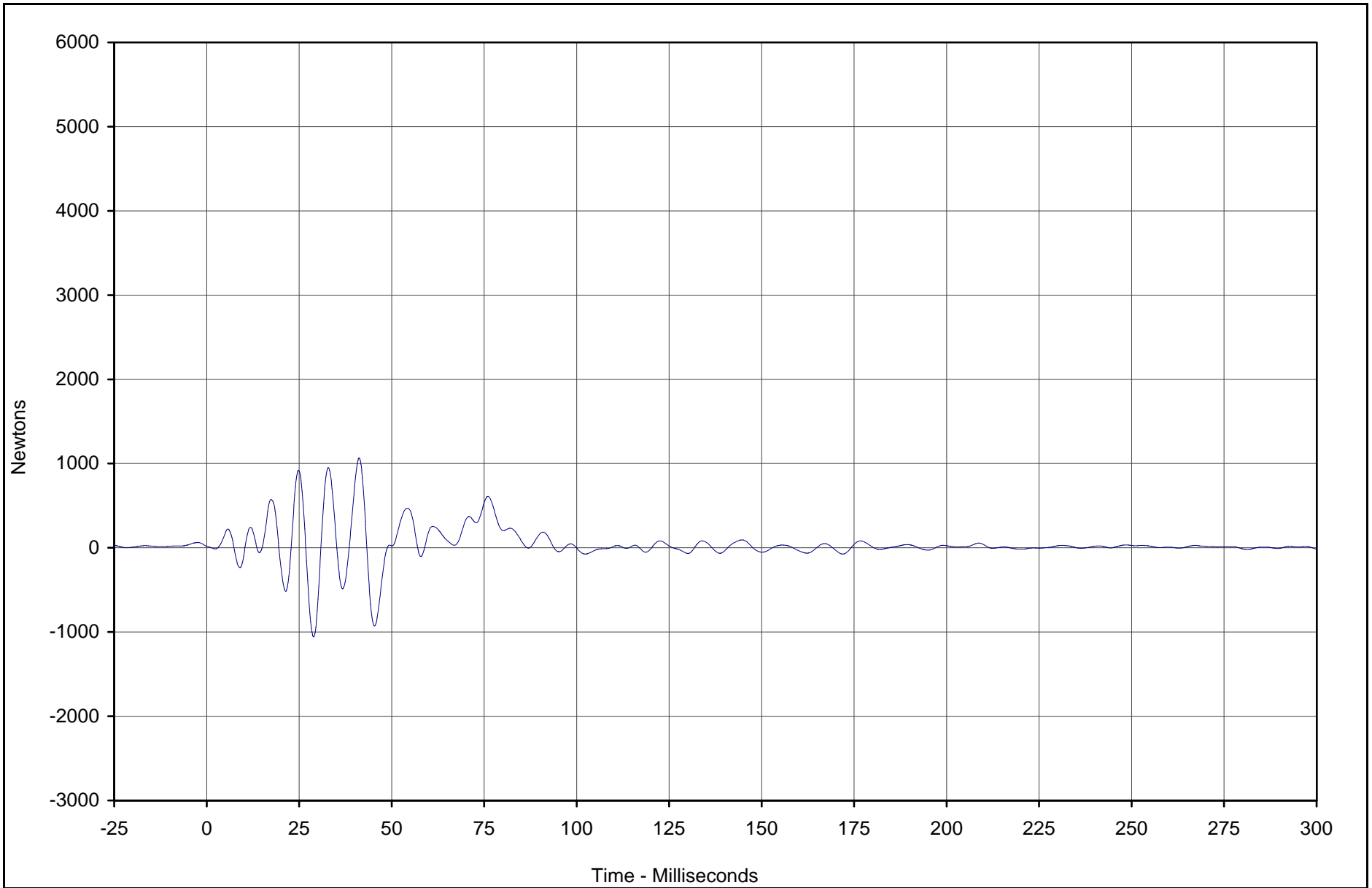
Test Vehicle: 2002 Isuzu Axiom 4WD SUV

Test Date: 6/6/02

Test Program: 2002 NHTSA 35mph NCAP

NHTSA No.: M20506

C-8



KARR22001-116

Curve Description	CURNO	Type	Units	Max	Time	Min	Time	SAE Class
Barrier Force A8	105	FIL	Newtons	1065.9	41.2	-1057.7	28.9	60



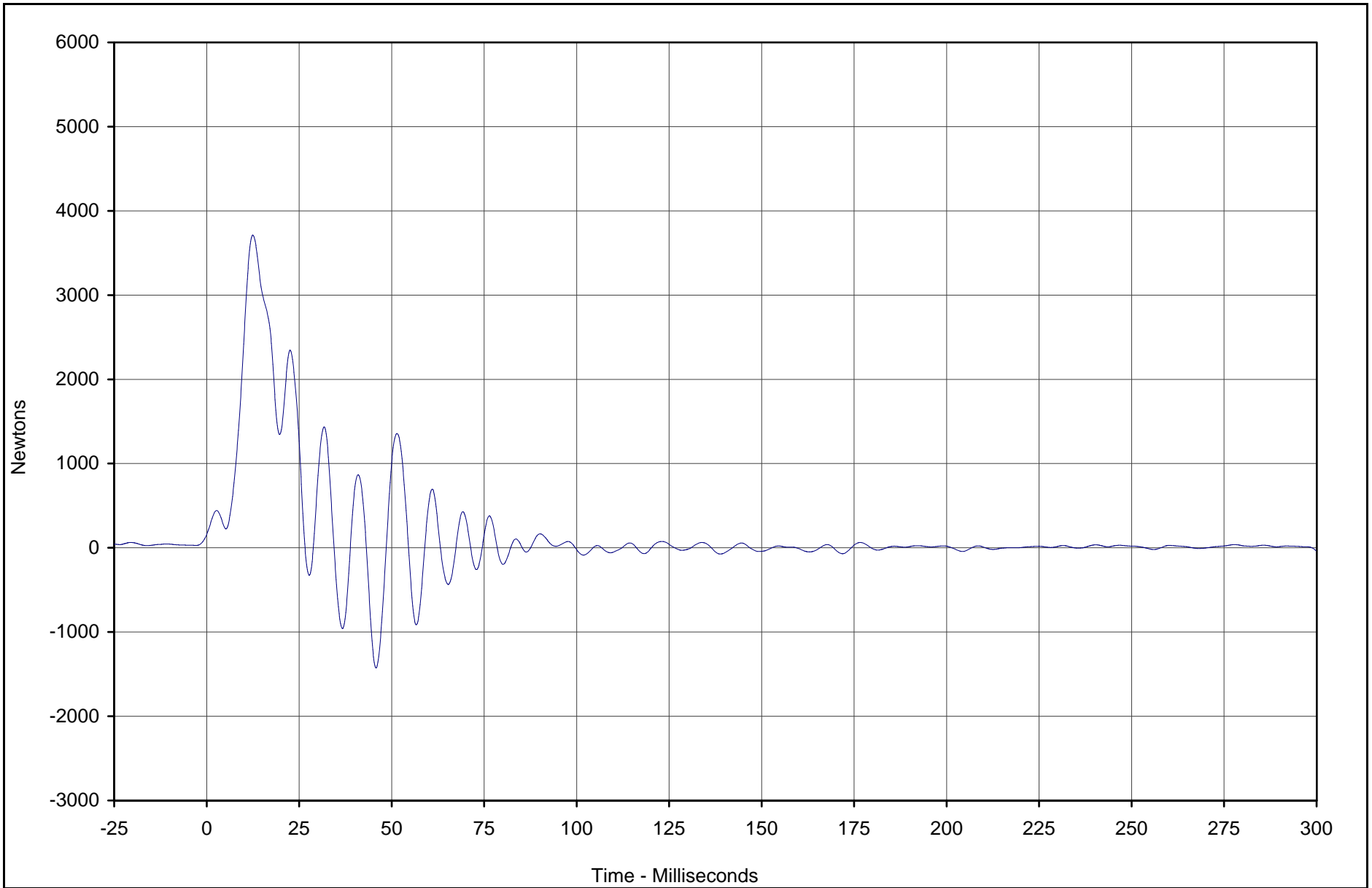
Test Vehicle: 2002 Isuzu Axiom 4WD SUV

Test Date: 6/6/02

Test Program: 2002 NHTSA 35mph NCAP

NHTSA No.: M20506

C-9



KAR22001-16

Curve Description	CURNO	Type	Units	Max	Time	Min	Time	SAE Class
Barrier Force A9	106	FIL	Newtons	3712.3	12.5	-1426.6	45.8	60



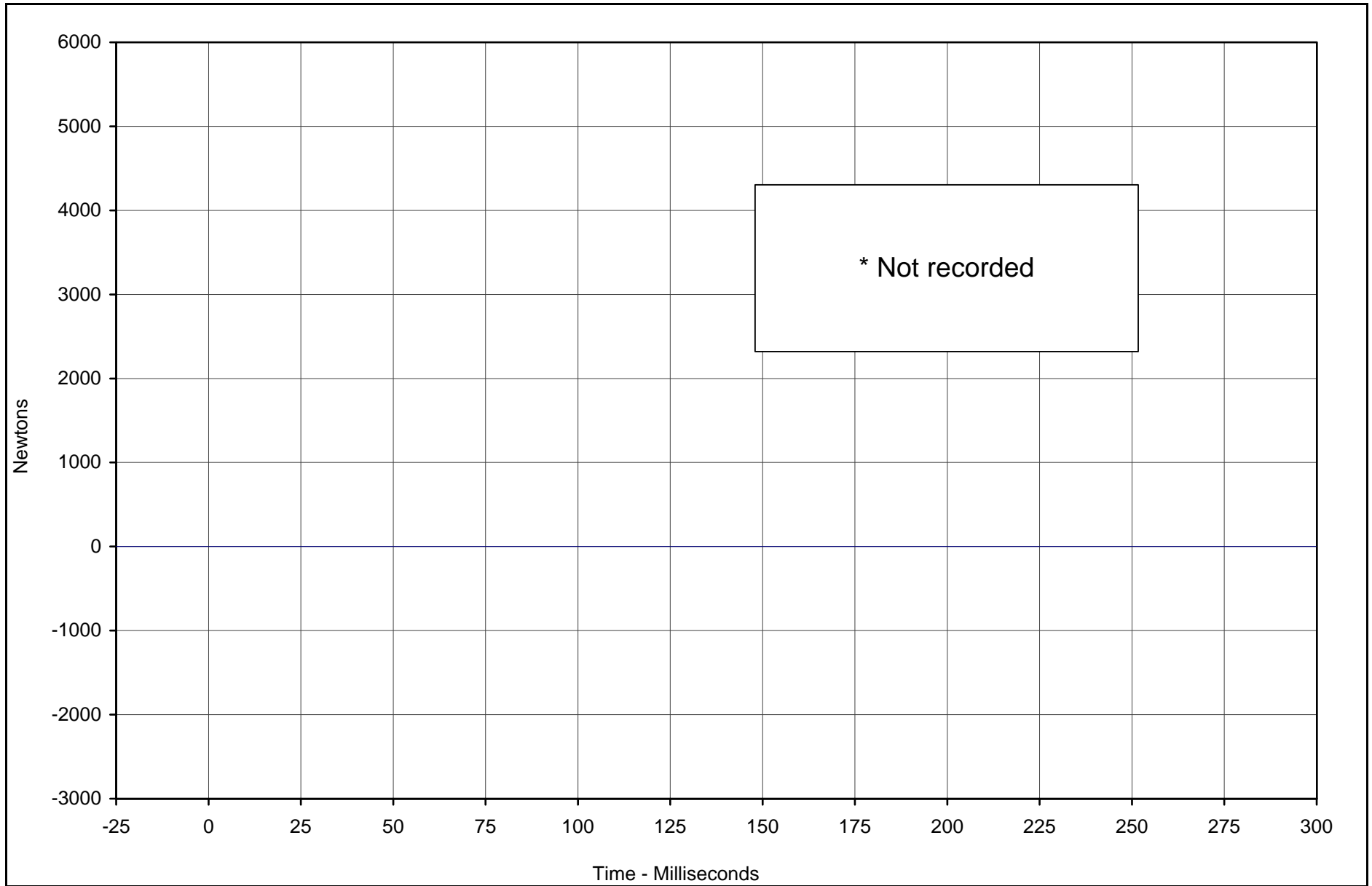
Test Vehicle: 2002 Isuzu Axiom 4WD SUV

Test Date: 6/6/02

Test Program: 2002 NHTSA 35mph NCAP

NHTSA No.: M20506

C-10



* Not recorded

Curve Description	CURNO	Type	Units	Max	Time	Min	Time	SAE Class
Barrier Force B1	107	FIL	Newtons	0.0	0.0	0.0	0.0	60



Test Vehicle: 2002 Isuzu Axiom 4WD SUV

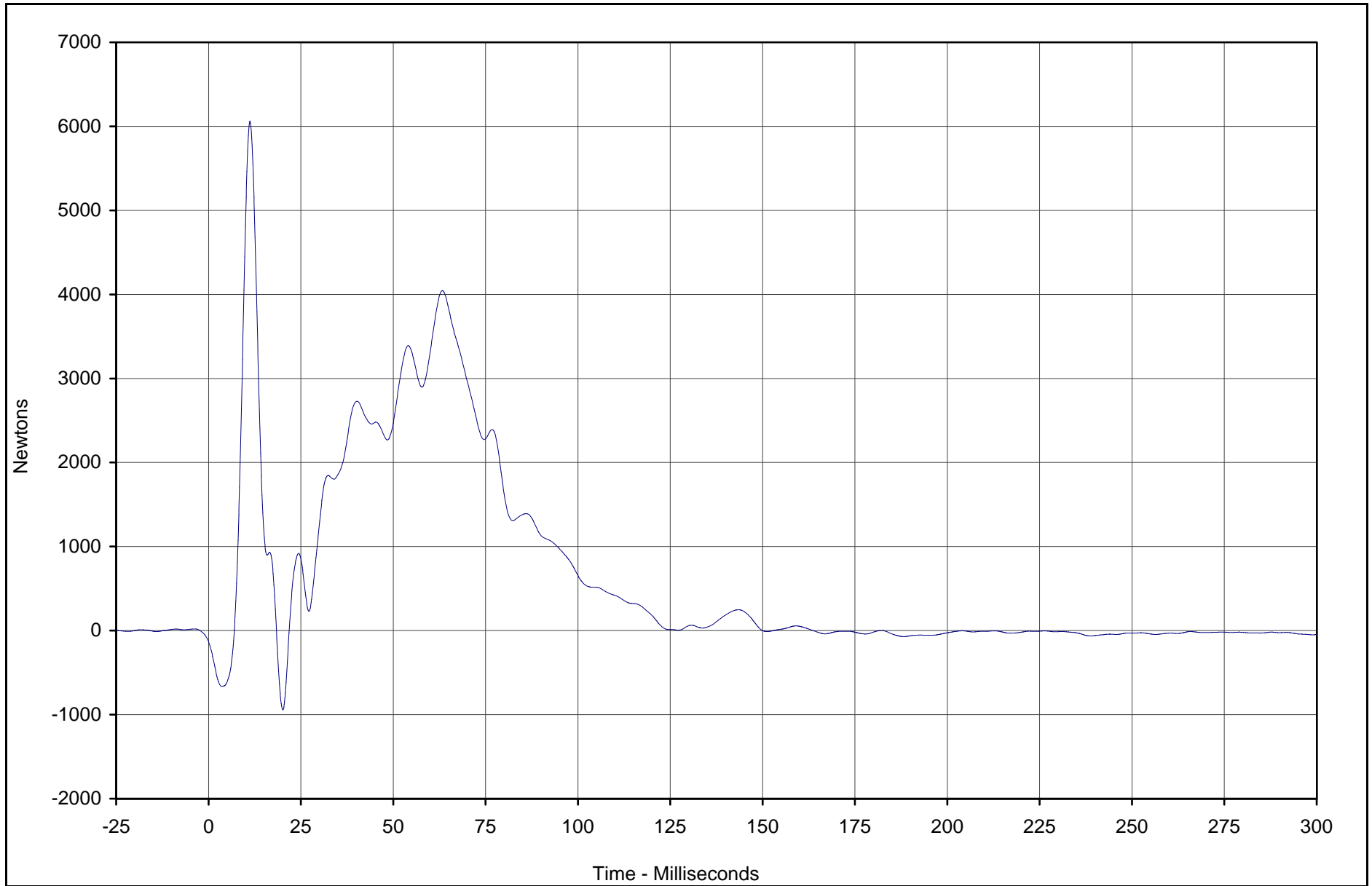
Test Date: 6/6/02

Test Program: 2002 NHTSA 35mph NCAP

NHTSA No.: M20506

KARR2001-16

C-11



KAR22001-16

Curve Description	CURNO	Type	Units	Max	Time	Min	Time	SAE Class
Barrier Force B2	108	FIL	Newtons	6063.9	11.2	-940.9	20.1	60



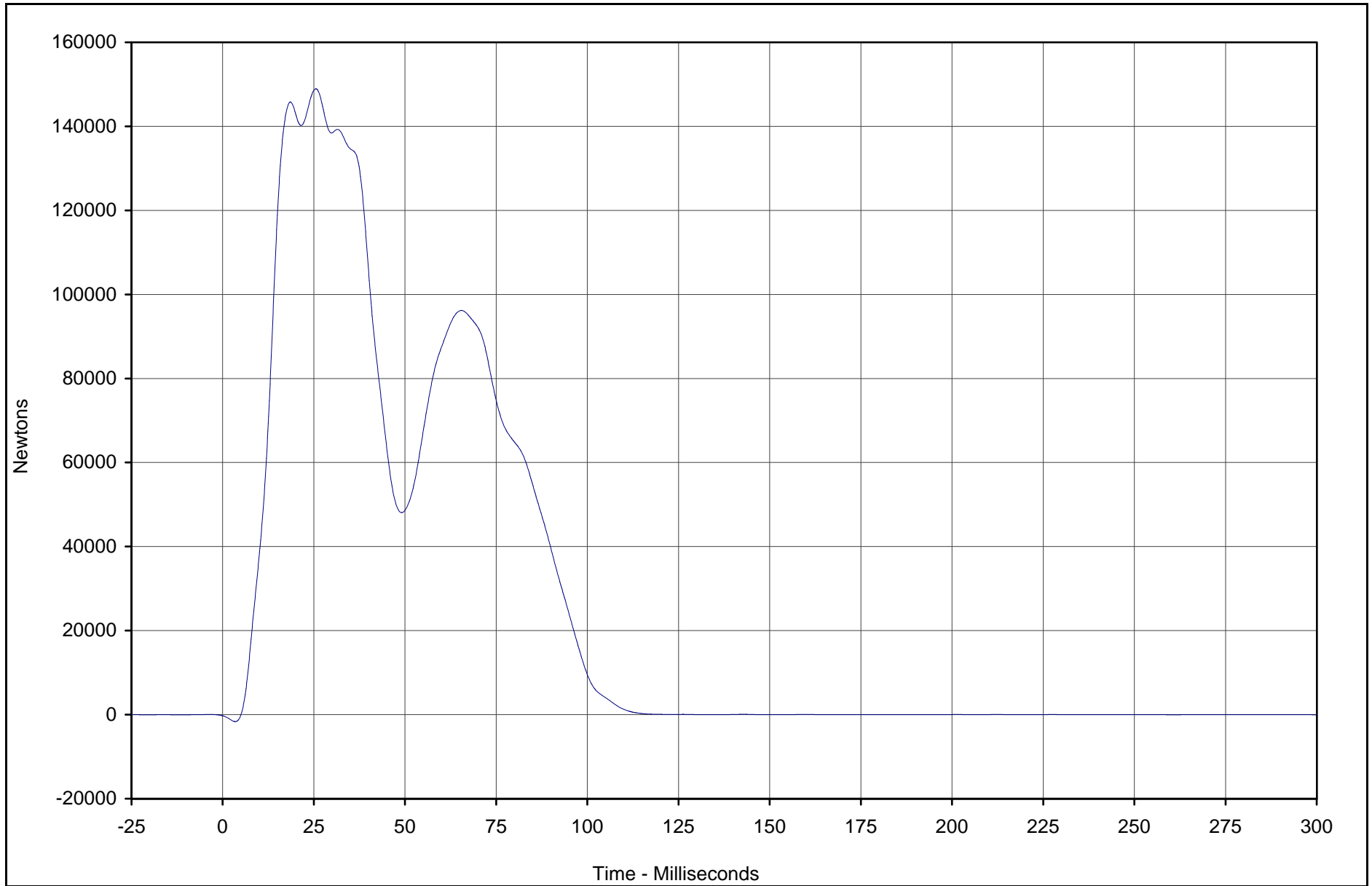
Test Vehicle: 2002 Isuzu Axiom 4WD SUV

Test Date: 6/6/02

Test Program: 2002 NHTSA 35mph NCAP

NHTSA No.: M20506

C-12



KAR22001-16

Curve Description	CURNO	Type	Units	Max	Time	Min	Time	SAE Class
Barrier Force B3	109	FIL	Newtons	148935.7	25.6	-1655.2	3.5	60



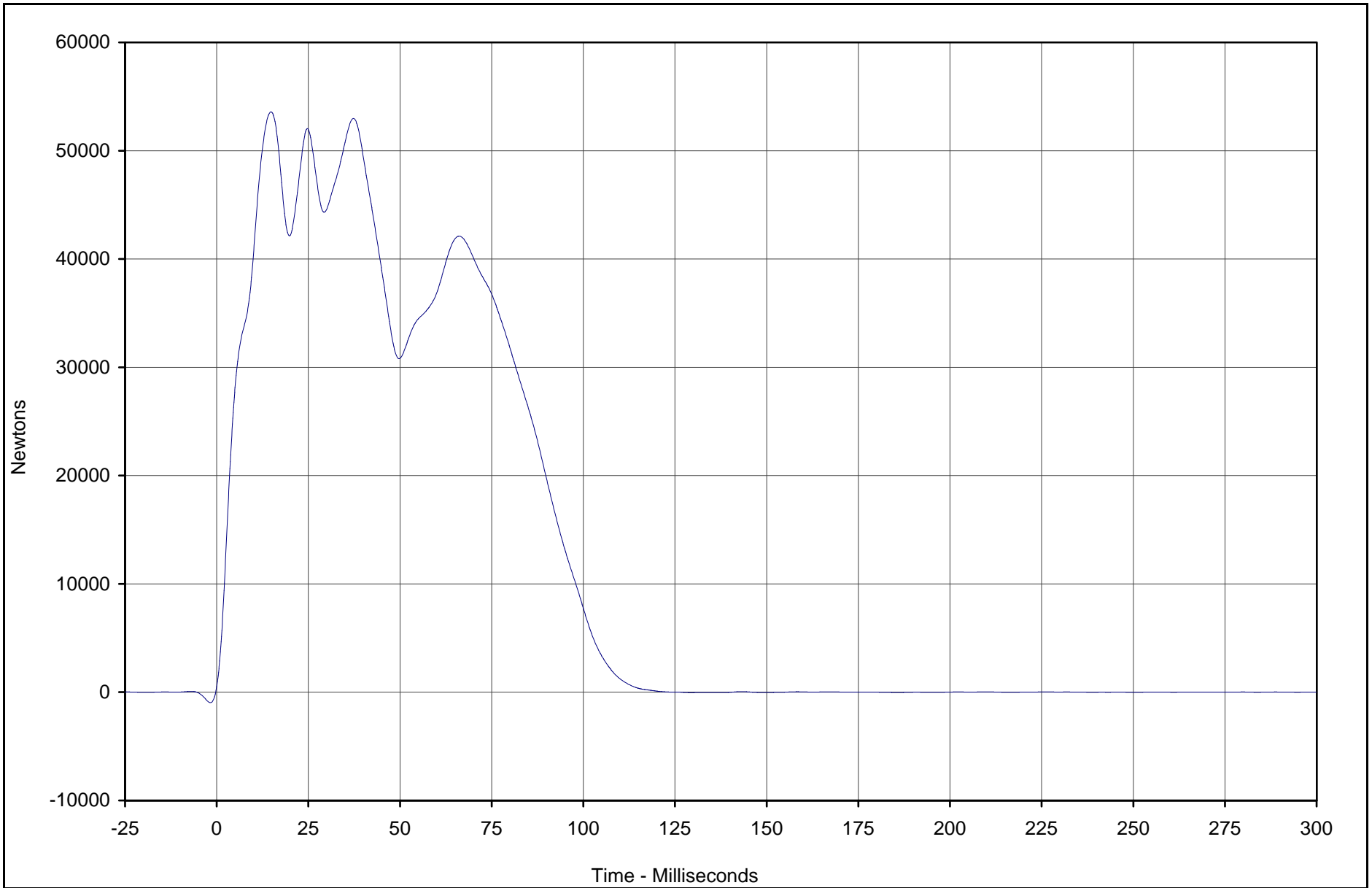
Test Vehicle: 2002 Isuzu Axiom 4WD SUV

Test Date: 6/6/02

Test Program: 2002 NHTSA 35mph NCAP

NHTSA No.: M20506

C-13



KAR22001-16

Curve Description	CURNO	Type	Units	Max	Time	Min	Time	SAE Class
Barrier Force B4	110	FIL	Newtons	53589.4	14.8	-39.9	129.3	60



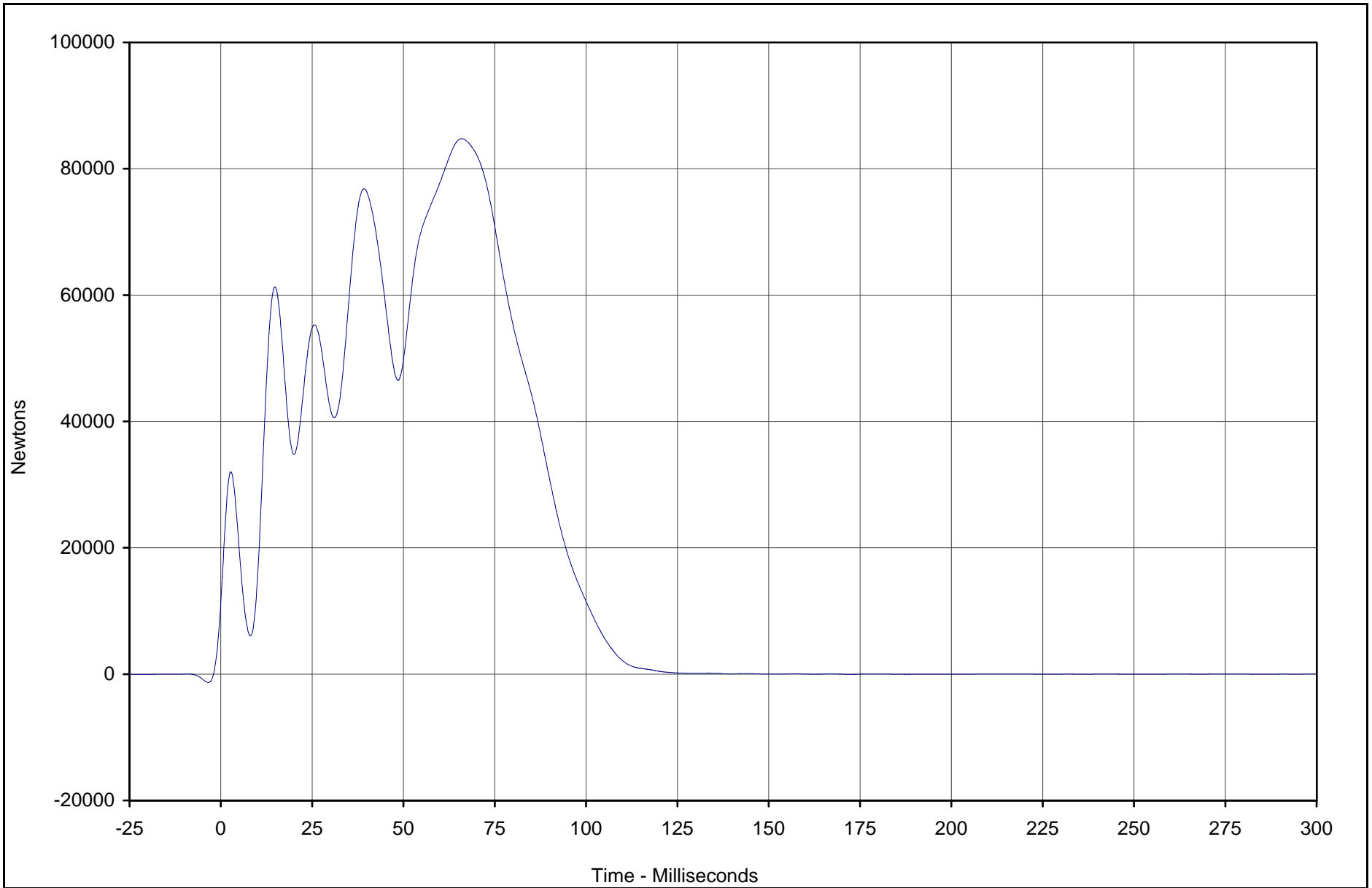
Test Vehicle: 2002 Isuzu Axiom 4WD SUV

Test Date: 6/6/02

Test Program: 2002 NHTSA 35mph NCAP

NHTSA No.: M20506

C-14



KARR22001-16

Curve Description	CURNO	Type	Units	Max	Time	Min	Time	SAE Class
Barrier Force B5	111	FIL	Newtons	84752.8	66.0	-44.0	172.5	60



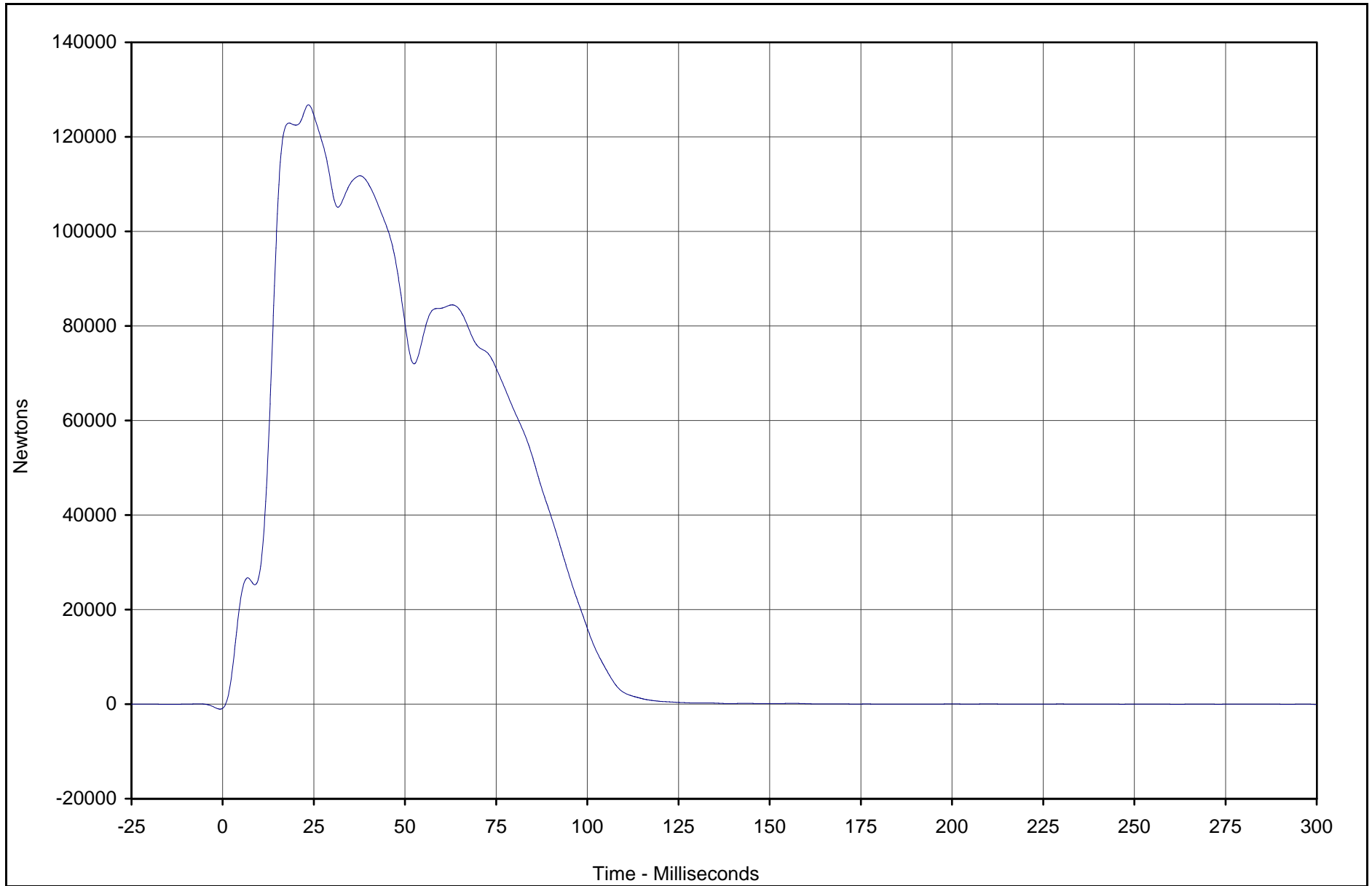
Test Vehicle: 2002 Isuzu Axiom 4WD SUV

Test Date: 6/6/02

Test Program: 2002 NHTSA 35mph NCAP

NHTSA No.: M20506

C-15



Curve Description	CURNO	Type	Units	Max	Time	Min	Time	SAE Class
Barrier Force B6	112	FIL	Newtons	126783.1	23.5	-878.3	0.0	60



Test Vehicle: 2002 Isuzu Axiom 4WD SUV

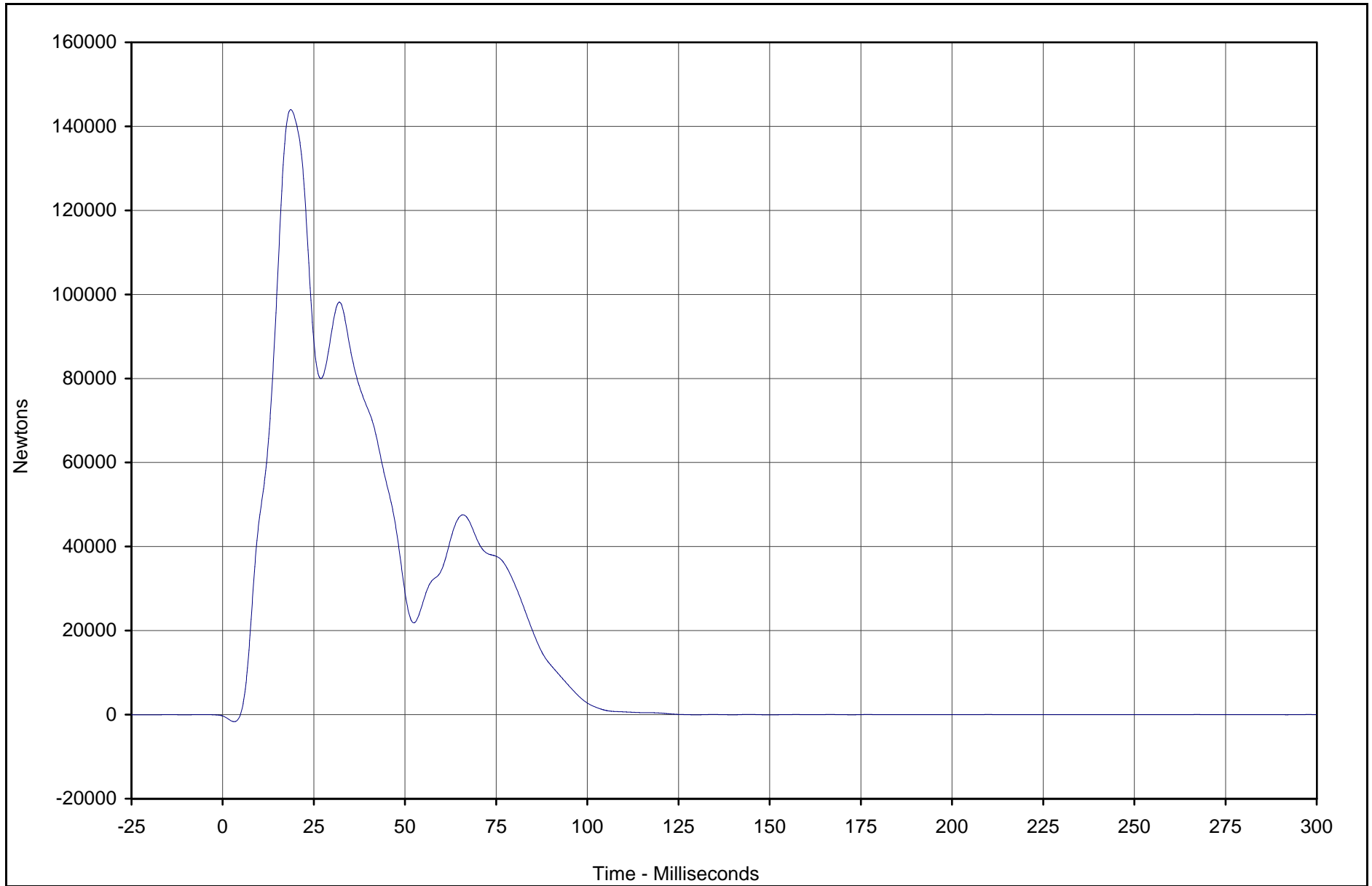
Test Date: 6/6/02

Test Program: 2002 NHTSA 35mph NCAP

NHTSA No.: M20506

KAR22001-16

C-16



KAR22001-16

Curve Description	CURNO	Type	Units	Max	Time	Min	Time	SAE Class
Barrier Force B7	113	FIL	Newtons	143997.9	18.7	-1666.1	3.2	60



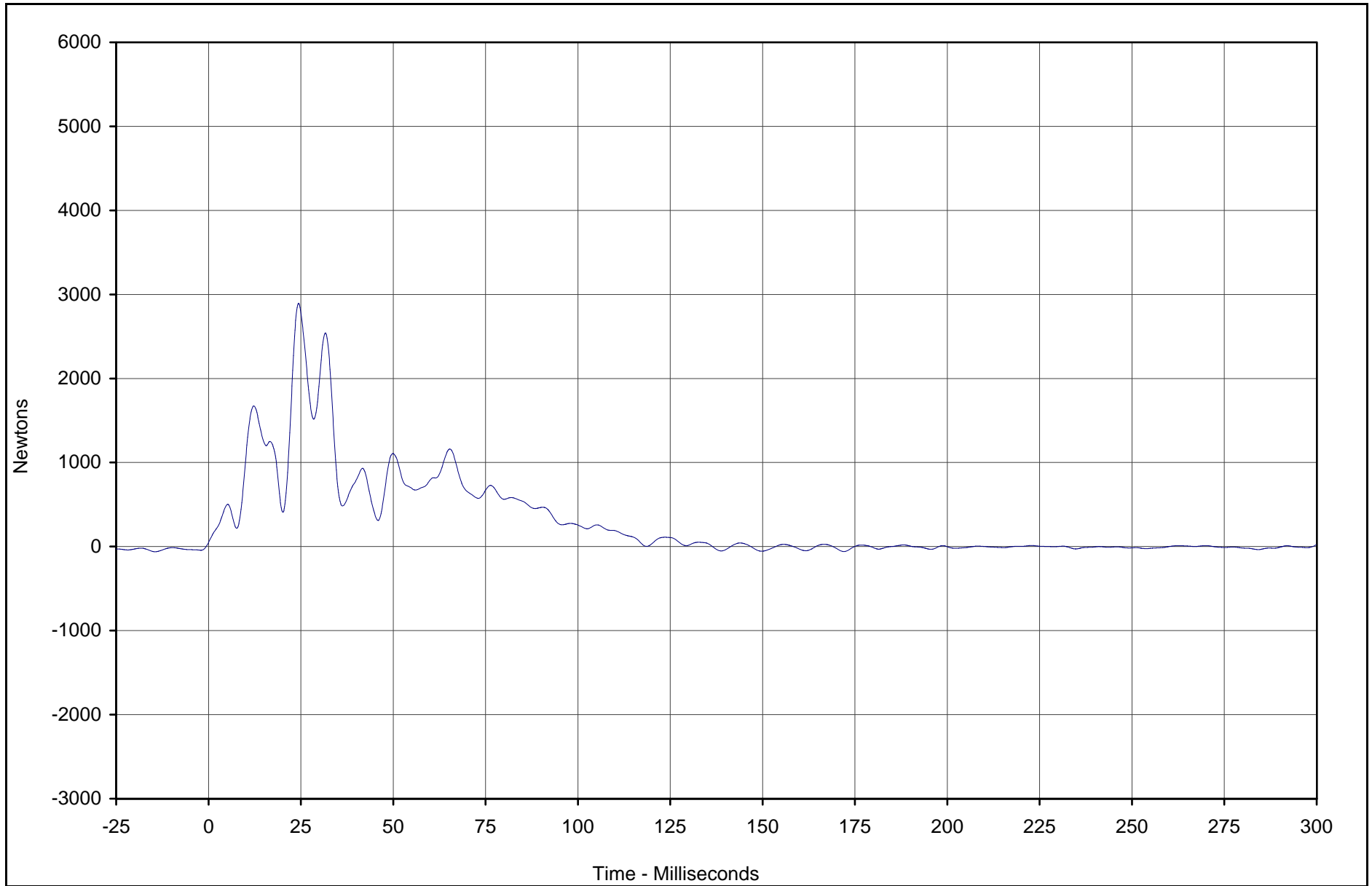
Test Vehicle: 2002 Isuzu Axiom 4WD SUV

Test Date: 6/6/02

Test Program: 2002 NHTSA 35mph NCAP

NHTSA No.: M20506

C-17



KARR22001-116

Curve Description	CURNO	Type	Units	Max	Time	Min	Time	SAE Class
Barrier Force B8	114	FIL	Newtons	2894.7	24.4	-59.3	172.0	60



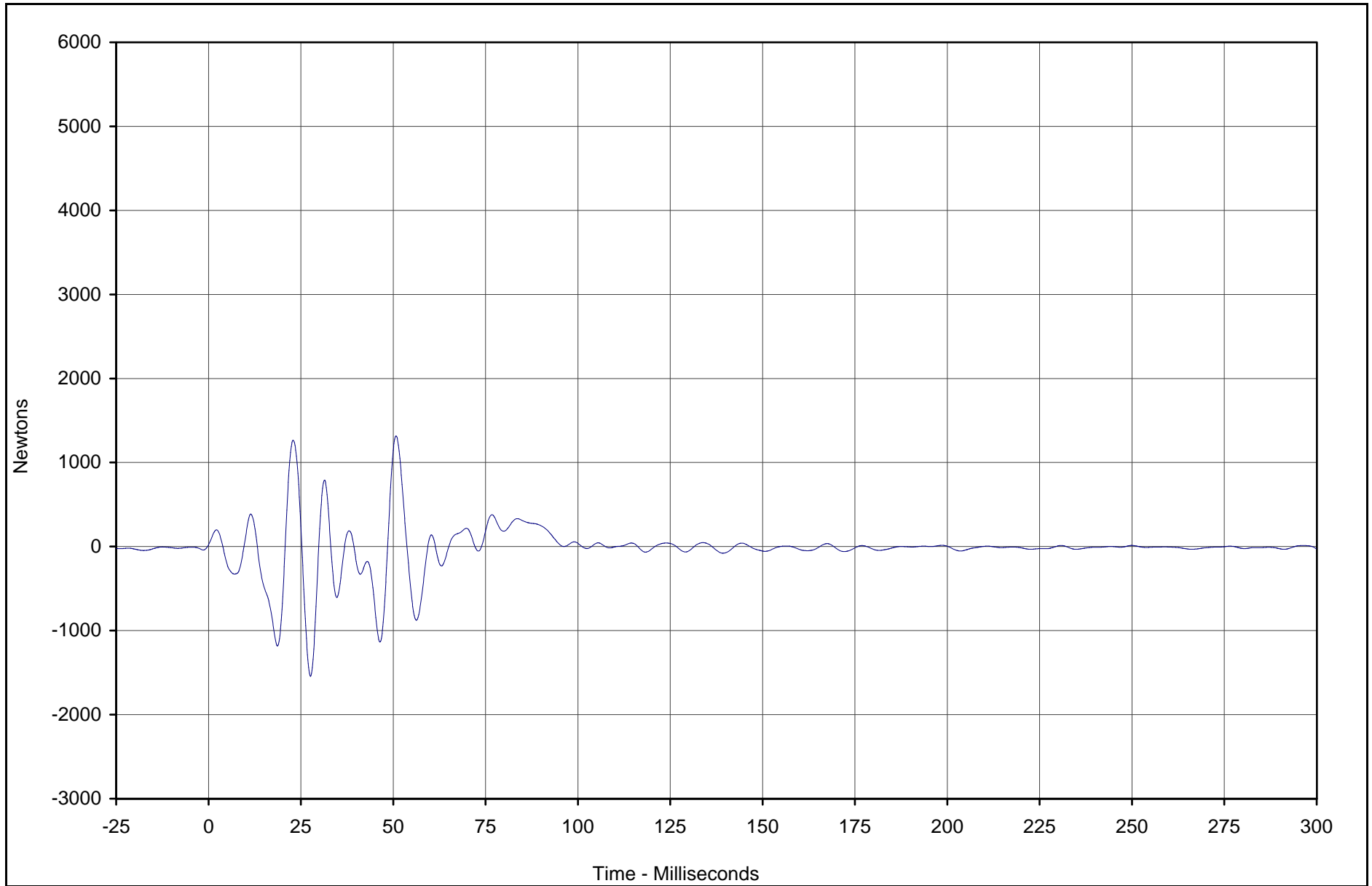
Test Vehicle: 2002 Isuzu Axiom 4WD SUV

Test Date: 6/6/02

Test Program: 2002 NHTSA 35mph NCAP

NHTSA No.: M20506

C-18



KAR22001-16

Curve Description	CURNO	Type	Units	Max	Time	Min	Time	SAE Class
Barrier Force B9	115	FIL	Newtons	1315.9	50.8	-1543.8	27.6	60



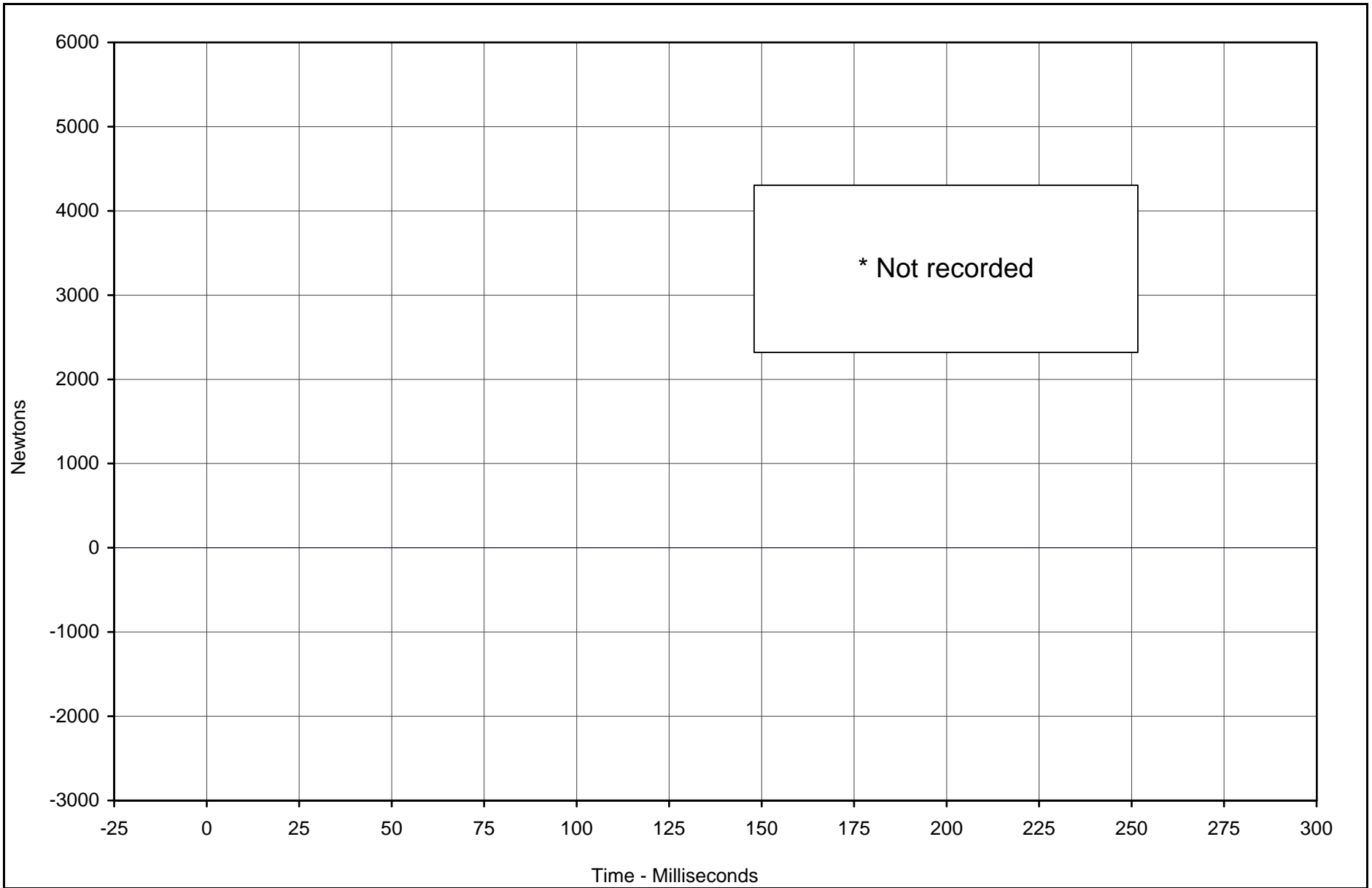
Test Vehicle: 2002 Isuzu Axiom 4WD SUV

Test Date: 6/6/02

Test Program: 2002 NHTSA 35mph NCAP

NHTSA No.: M20506

C-19



* Not recorded

Curve Description	CURNO	Type	Units	Max	Time	Min	Time	SAE Class
Barrier Force C1	116	FIL	Newtons	0.0	0.0	0.0	0.0	60



Test Vehicle: 2002 Isuzu Axiom 4WD SUV

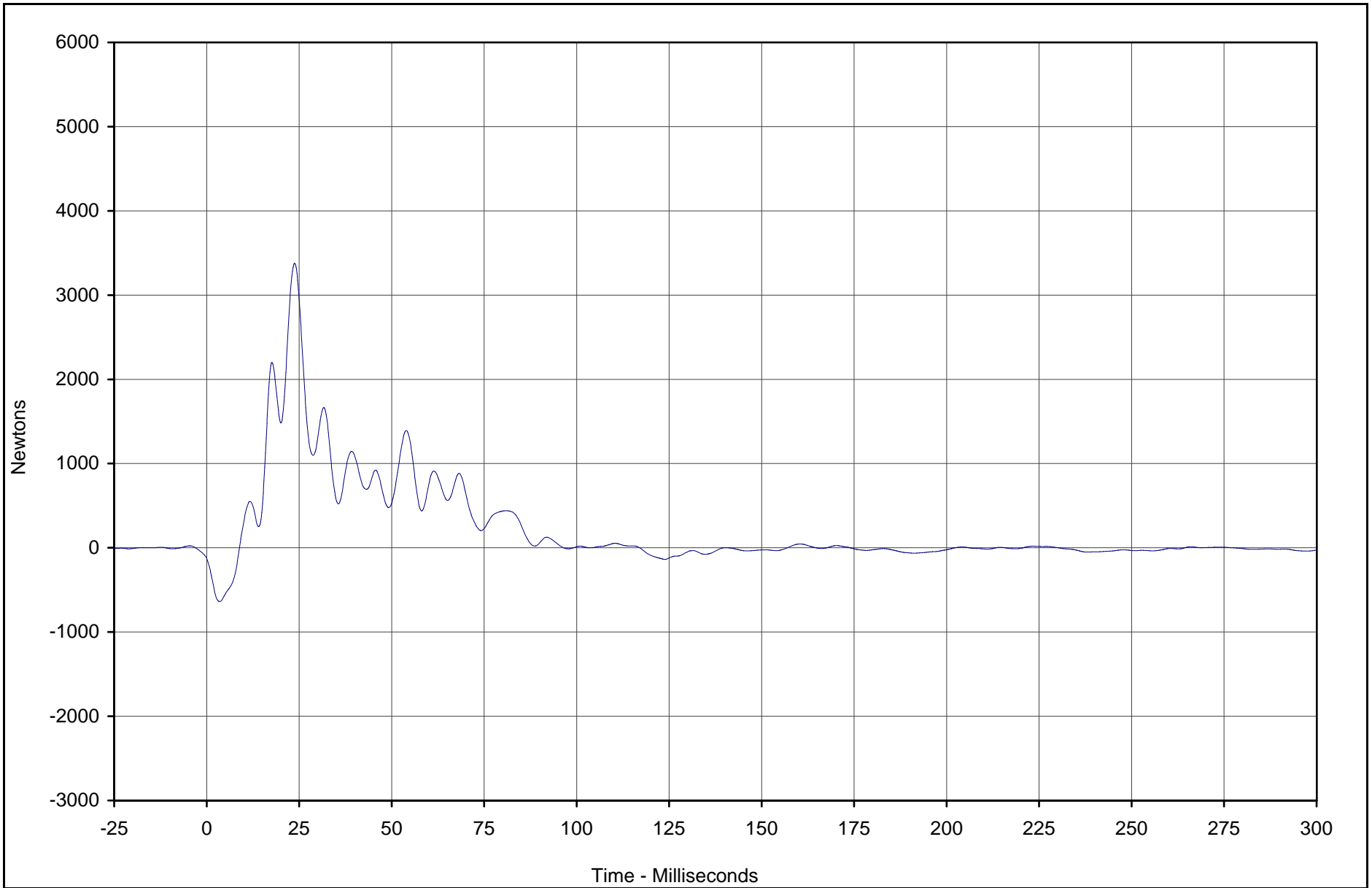
Test Date: 6/6/02

Test Program: 2002 NHTSA 35mph NCAP

NHTSA No.: M20506

KARR2001-16

C-20



KARR22001-16

Curve Description	CURNO	Type	Units	Max	Time	Min	Time	SAE Class
Barrier Force C2	117	FIL	Newtons	3378.1	23.8	-637.7	3.5	60



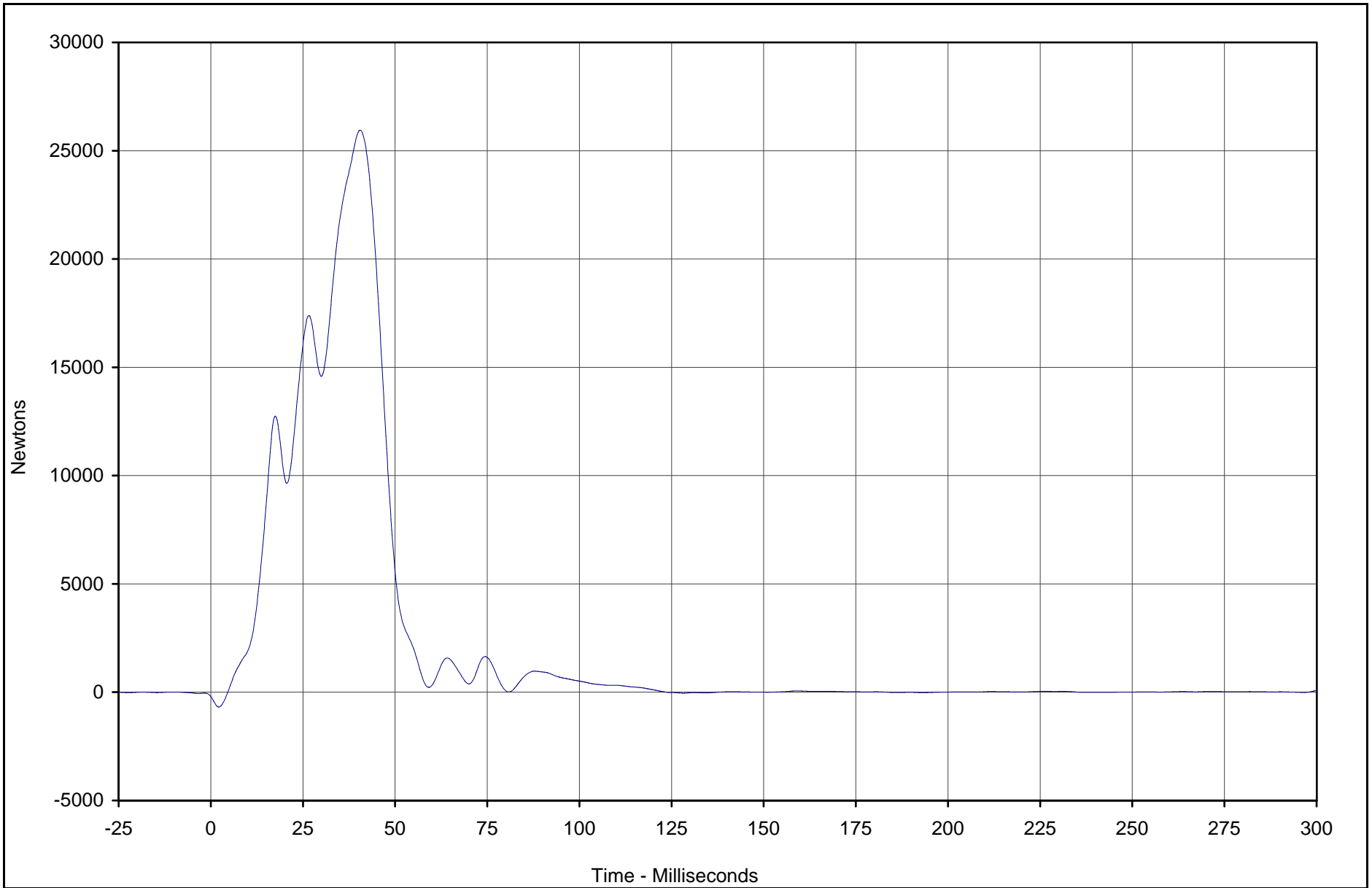
Test Vehicle: 2002 Isuzu Axiom 4WD SUV

Test Date: 6/6/02

Test Program: 2002 NHTSA 35mph NCAP

NHTSA No.: M20506

C-21



KAR22001-16

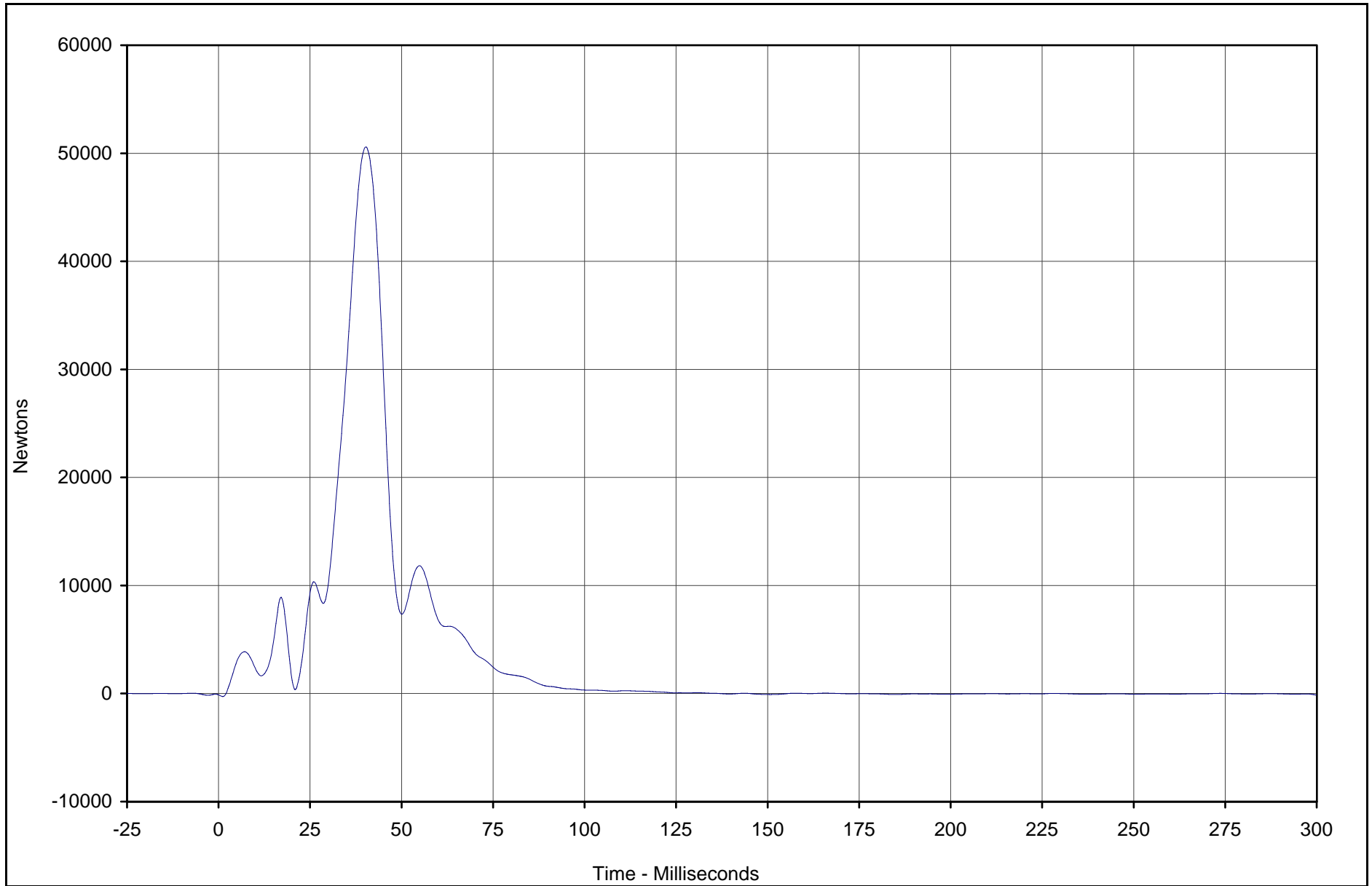
Curve Description	CURNO	Type	Units	Max	Time	Min	Time	SAE Class
Barrier Force C3	118	FIL	Newtons	25951.0	40.5	-687.8	2.2	60



Test Vehicle: 2002 Isuzu Axiom 4WD SUV
Test Program: 2002 NHTSA 35mph NCAP

Test Date: 6/6/02
NHTSA No.: M20506

C-22



KAR22001-16

Curve Description	CURNO	Type	Units	Max	Time	Min	Time	SAE Class
Barrier Force C4	119	FIL	Newtons	50588.6	40.2	-271.4	1.2	60



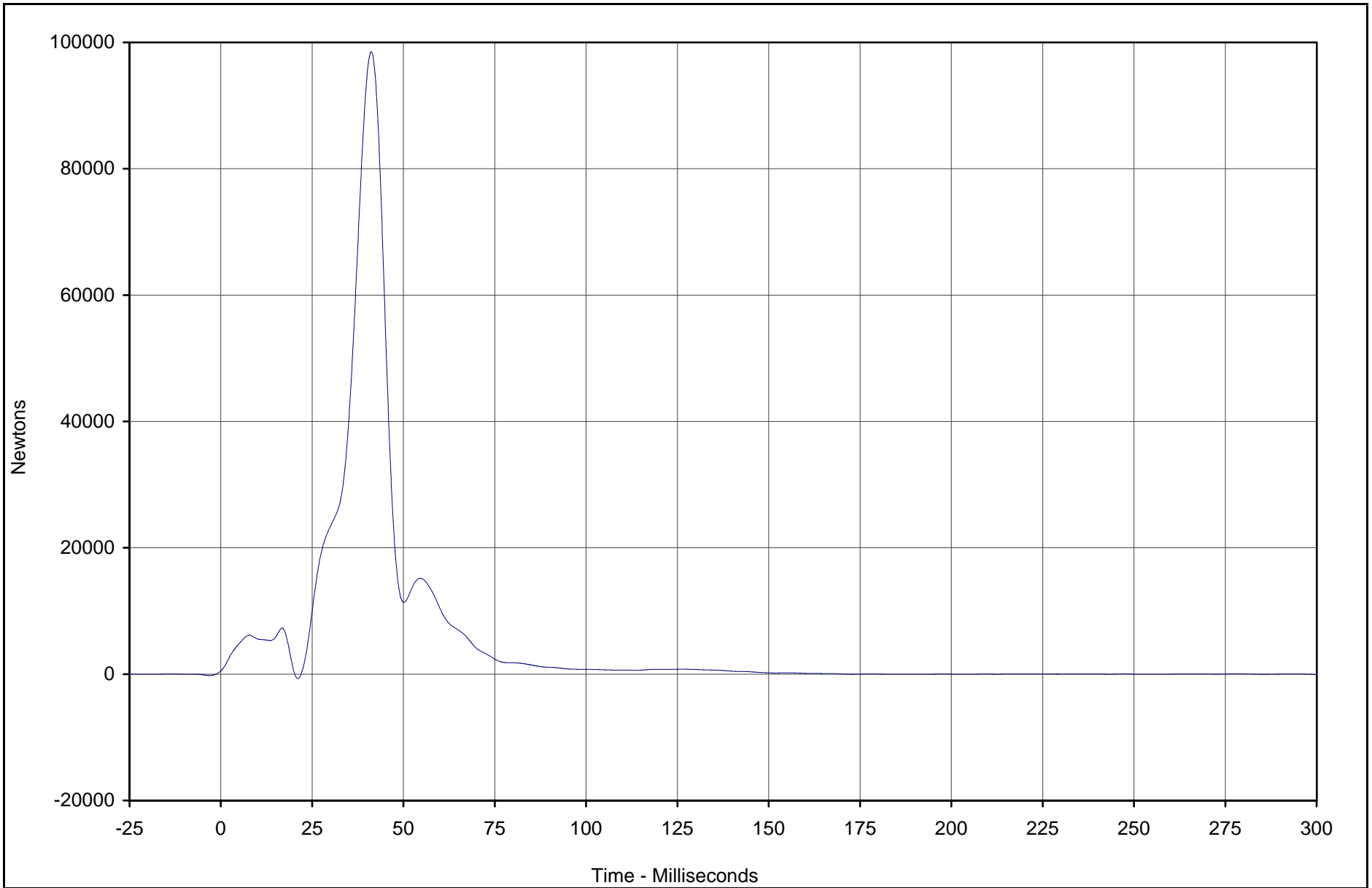
Test Vehicle: 2002 Isuzu Axiom 4WD SUV

Test Date: 6/6/02

Test Program: 2002 NHTSA 35mph NCAP

NHTSA No.: M20506

C-23



KAR22001-16

Curve Description	CURNO	Type	Units	Max	Time	Min	Time	SAE Class
Barrier Force C5	120	FIL	Newtons	98513.1	41.2	-714.5	21.1	60



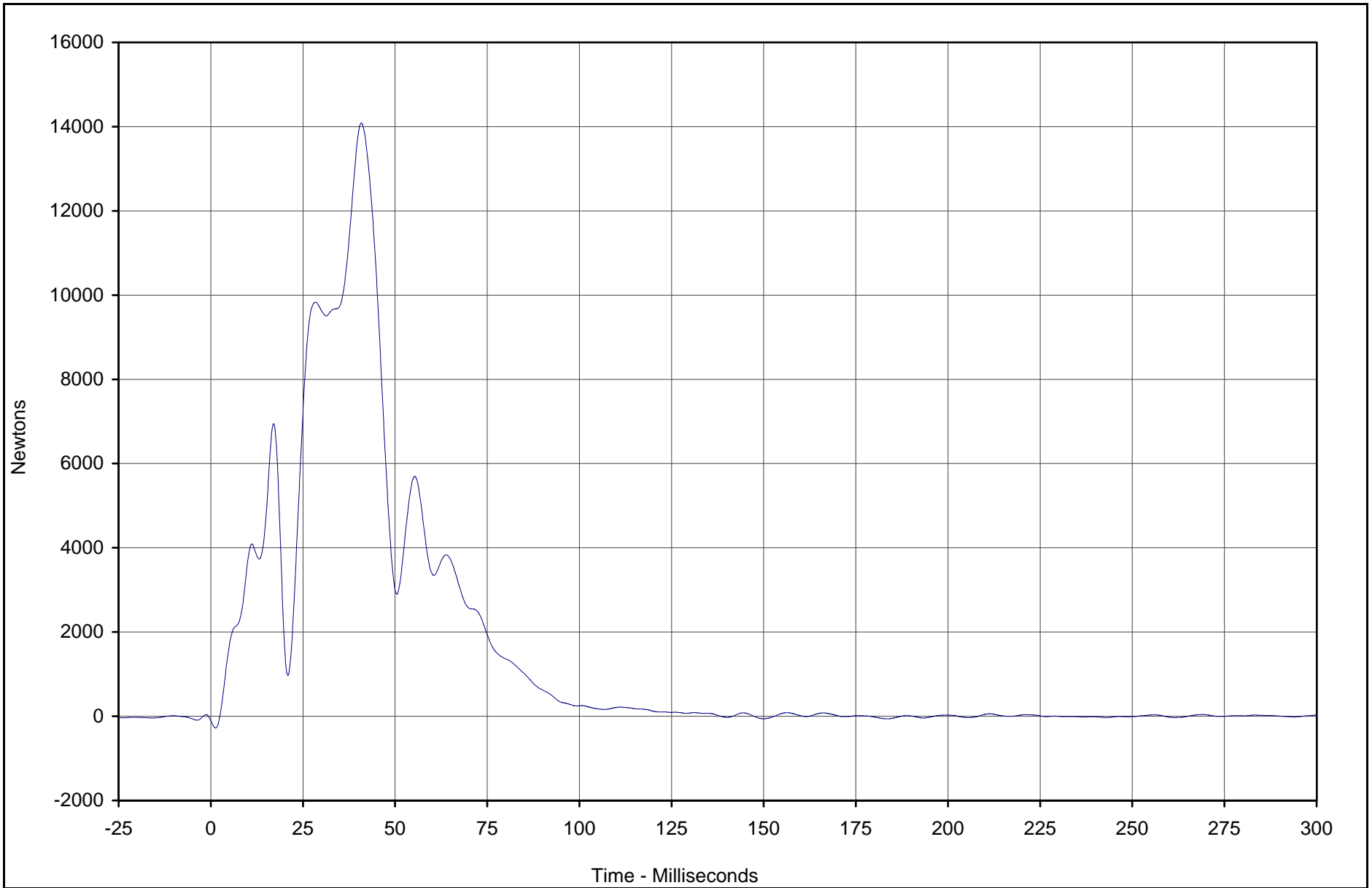
Test Vehicle: 2002 Isuzu Axiom 4WD SUV

Test Date: 6/6/02

Test Program: 2002 NHTSA 35mph NCAP

NHTSA No.: M20506

C-24



Curve Description	CURNO	Type	Units	Max	Time	Min	Time	SAE Class
Barrier Force C6	121	FIL	Newtons	14080.4	40.8	-279.4	1.3	60



Test Vehicle: 2002 Isuzu Axiom 4WD SUV

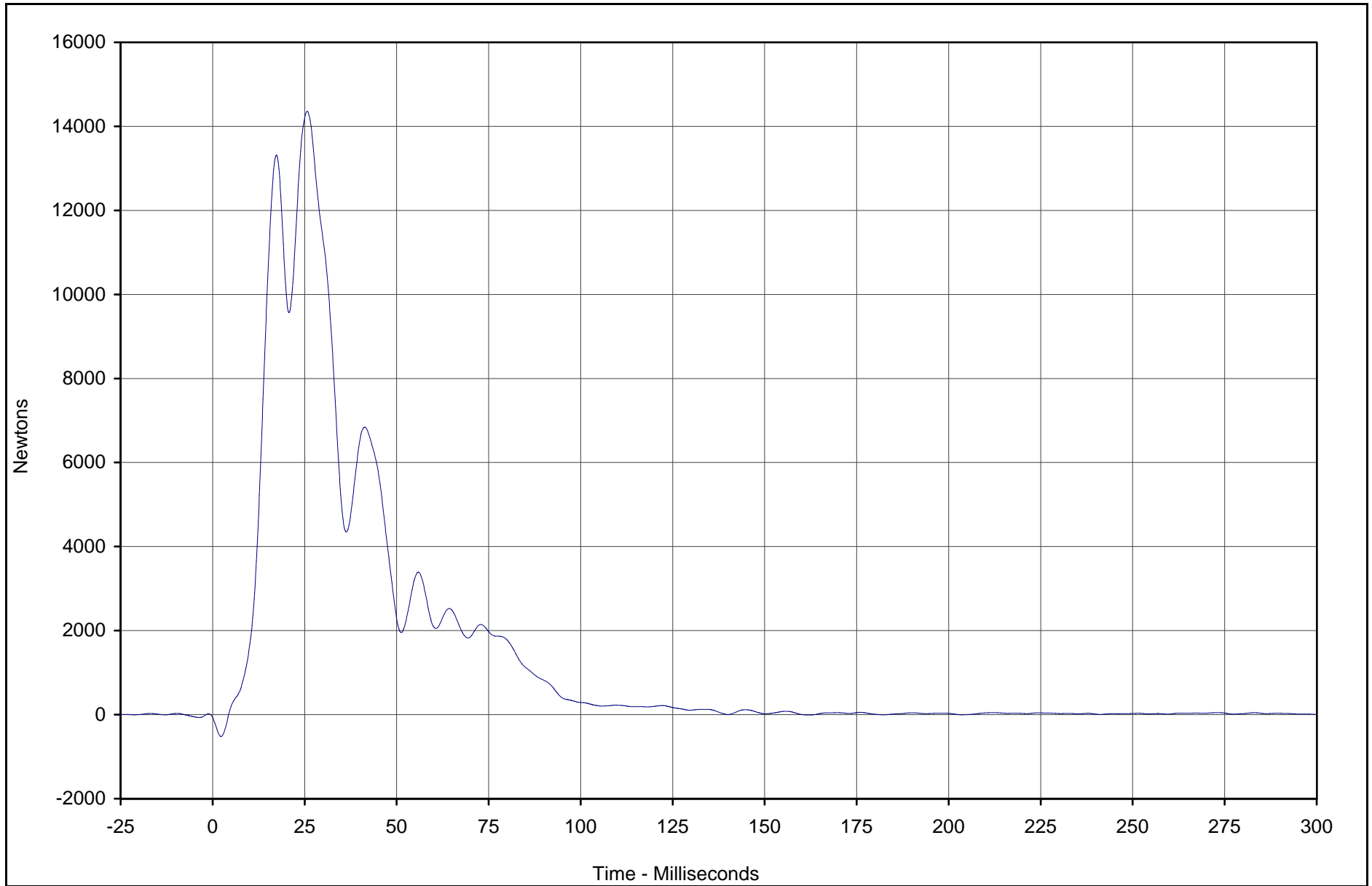
Test Date: 6/6/02

Test Program: 2002 NHTSA 35mph NCAP

NHTSA No.: M20506

KAR22001-16

C-25



KAR22001-16

Curve Description	CURNO	Type	Units	Max	Time	Min	Time	SAE Class
Barrier Force C7	122	FIL	Newtons	14358.8	25.7	-519.6	2.3	60



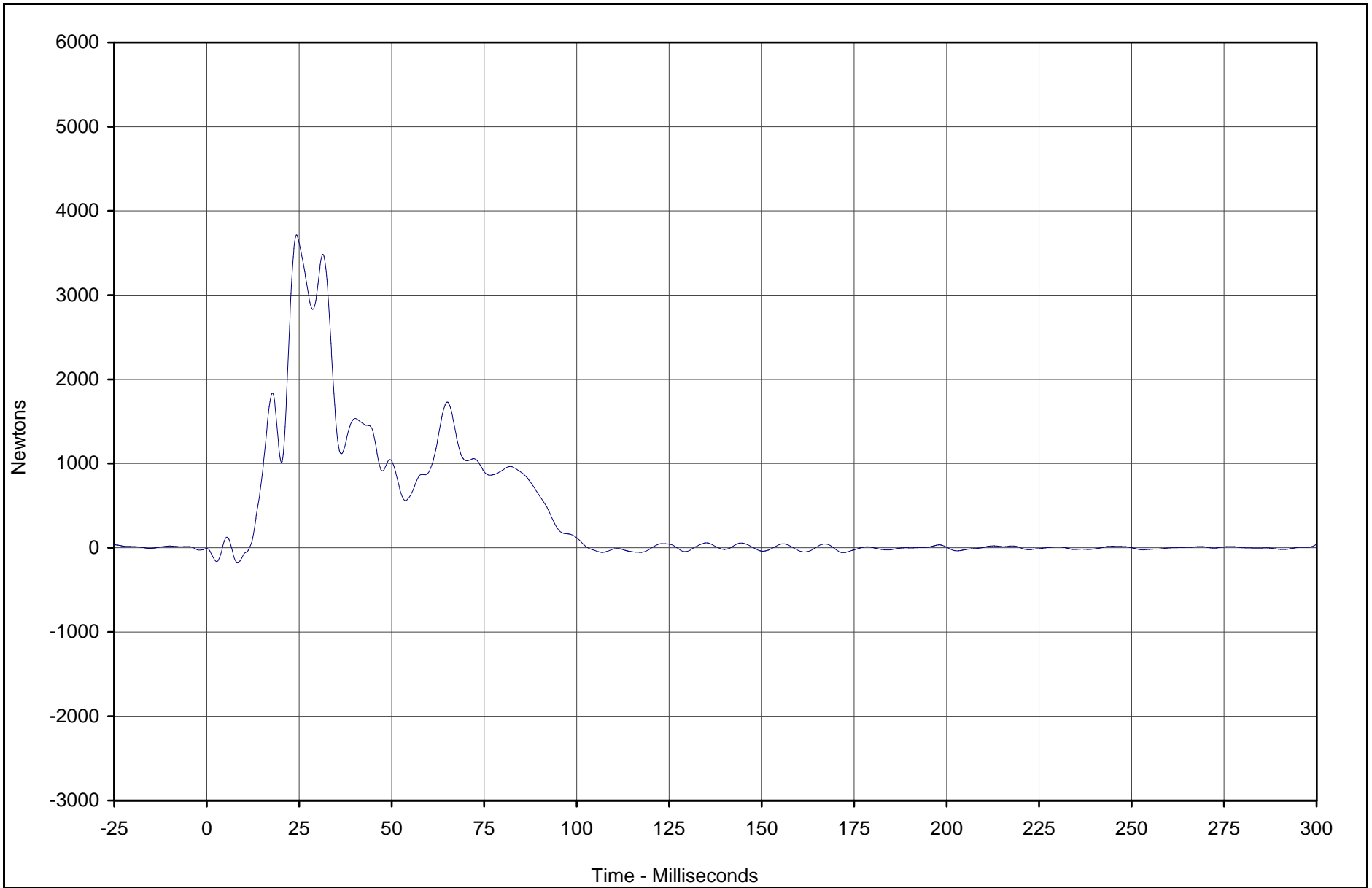
Test Vehicle: 2002 Isuzu Axiom 4WD SUV

Test Date: 6/6/02

Test Program: 2002 NHTSA 35mph NCAP

NHTSA No.: M20506

C-26



KARR22001-16

Curve Description	CURNO	Type	Units	Max	Time	Min	Time	SAE Class
Barrier Force C8	123	FIL	Newtons	3714.6	24.3	-173.8	8.3	60



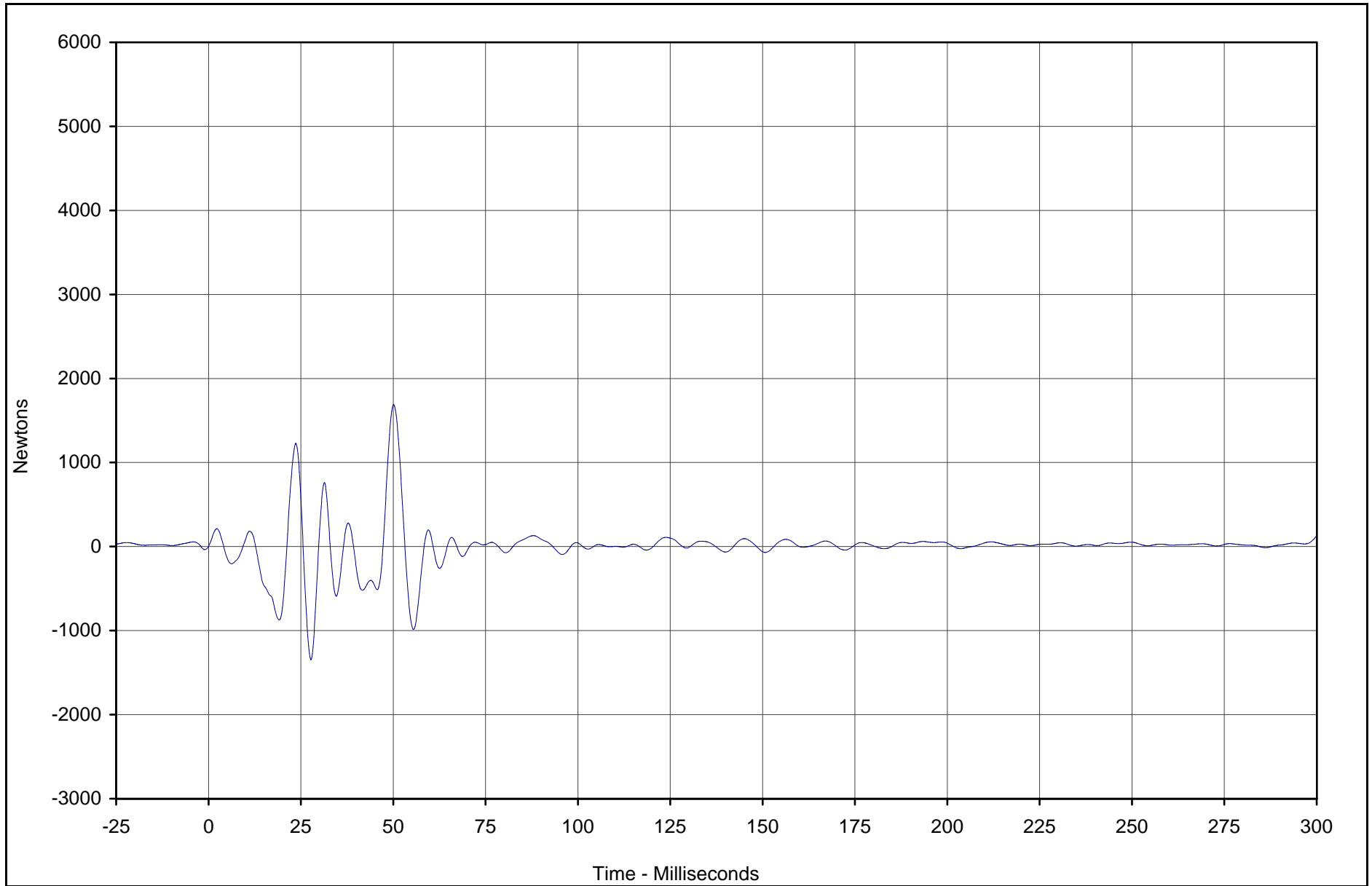
Test Vehicle: 2002 Isuzu Axiom 4WD SUV

Test Date: 6/6/02

Test Program: 2002 NHTSA 35mph NCAP

NHTSA No.: M20506

C-27



KARR22001-16

Curve Description	CURNO	Type	Units	Max	Time	Min	Time	SAE Class
Barrier Force C9	124	FIL	Newtons	1690.1	50.1	-1347.3	27.7	60



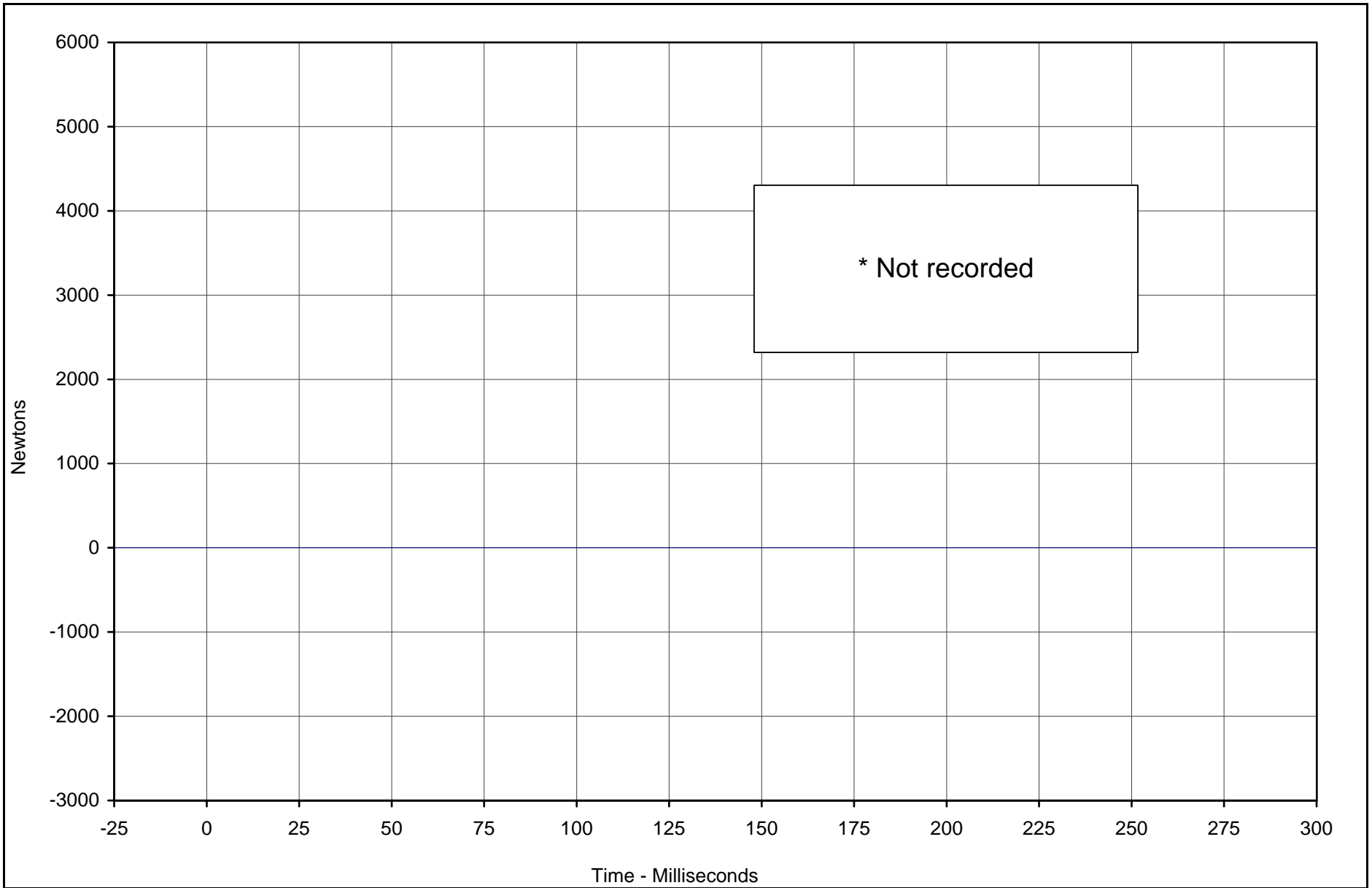
Test Vehicle: 2002 Isuzu Axiom 4WD SUV

Test Date: 6/6/02

Test Program: 2002 NHTSA 35mph NCAP

NHTSA No.: M20506

C-28



* Not recorded

Curve Description	CURNO	Type	Units	Max	Time	Min	Time	SAE Class
Barrier Force D1	125	FIL	Newtons	0.0	0.0	0.0	0.0	60



Test Vehicle: 2002 Isuzu Axiom 4WD SUV

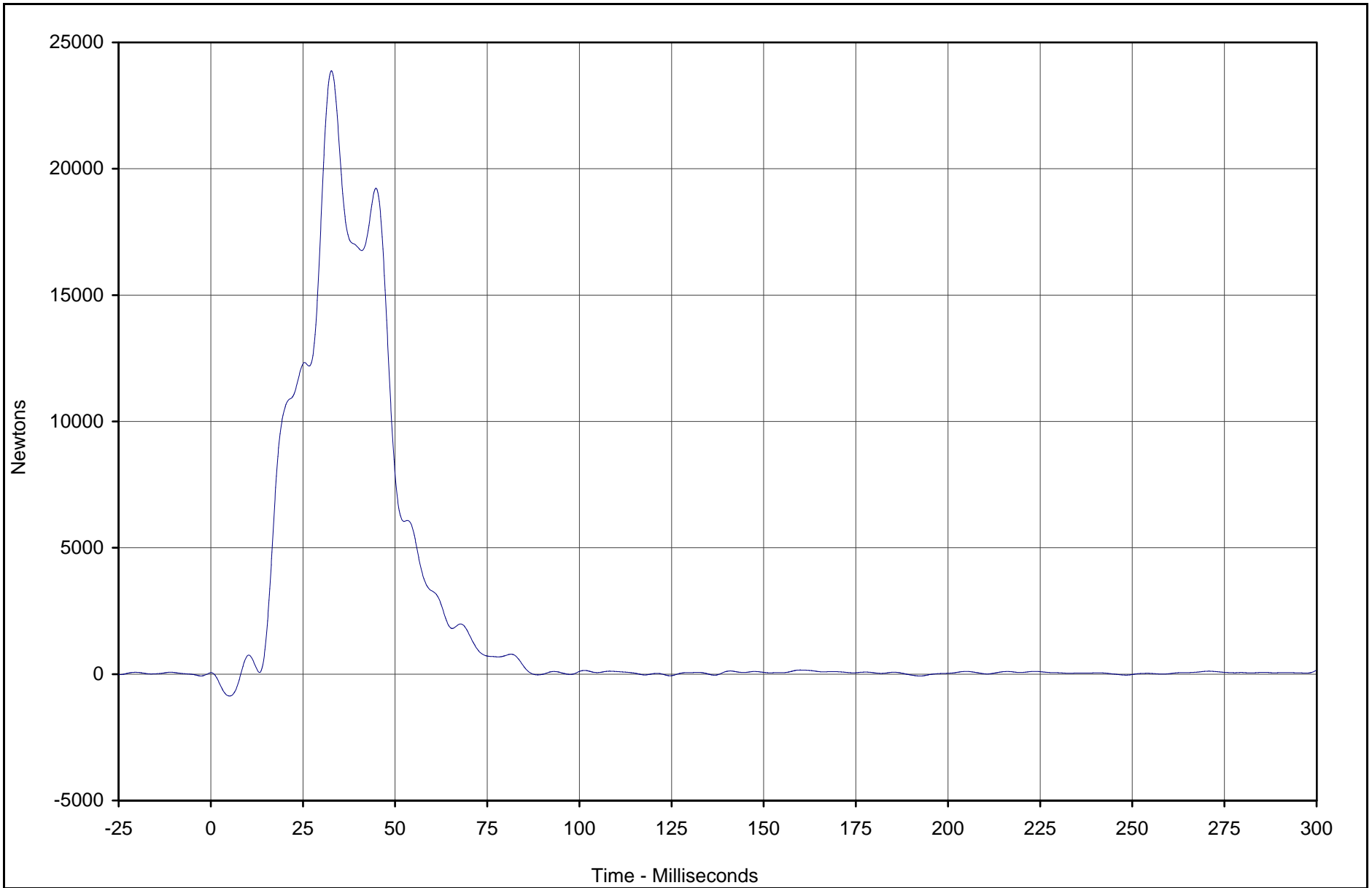
Test Date: 6/6/02

Test Program: 2002 NHTSA 35mph NCAP

NHTSA No.: M20506

KAR22001-16

C-29



Curve Description	CURNO	Type	Units	Max	Time	Min	Time	SAE Class
Barrier Force D2	126	FIL	Newtons	23879.4	32.7	-865.1	5.1	60



Test Vehicle: 2002 Isuzu Axiom 4WD SUV

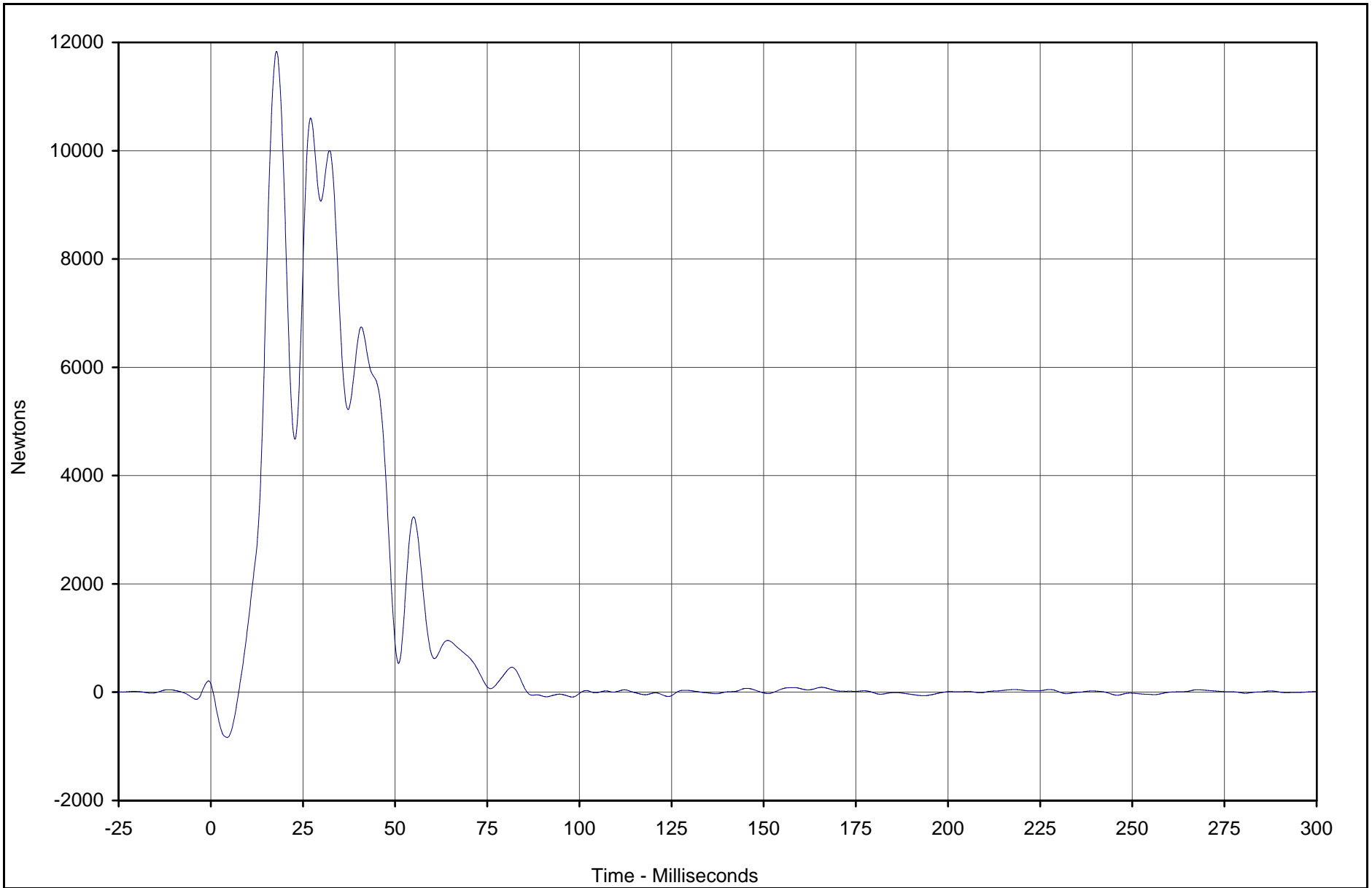
Test Date: 6/6/02

Test Program: 2002 NHTSA 35mph NCAP

NHTSA No.: M20506

KARR22001-116

C-30



KAR22001-16

Curve Description	CURNO	Type	Units	Max	Time	Min	Time	SAE Class
Barrier Force D3	127	FIL	Newtons	11833.5	17.8	-834.1	4.4	60



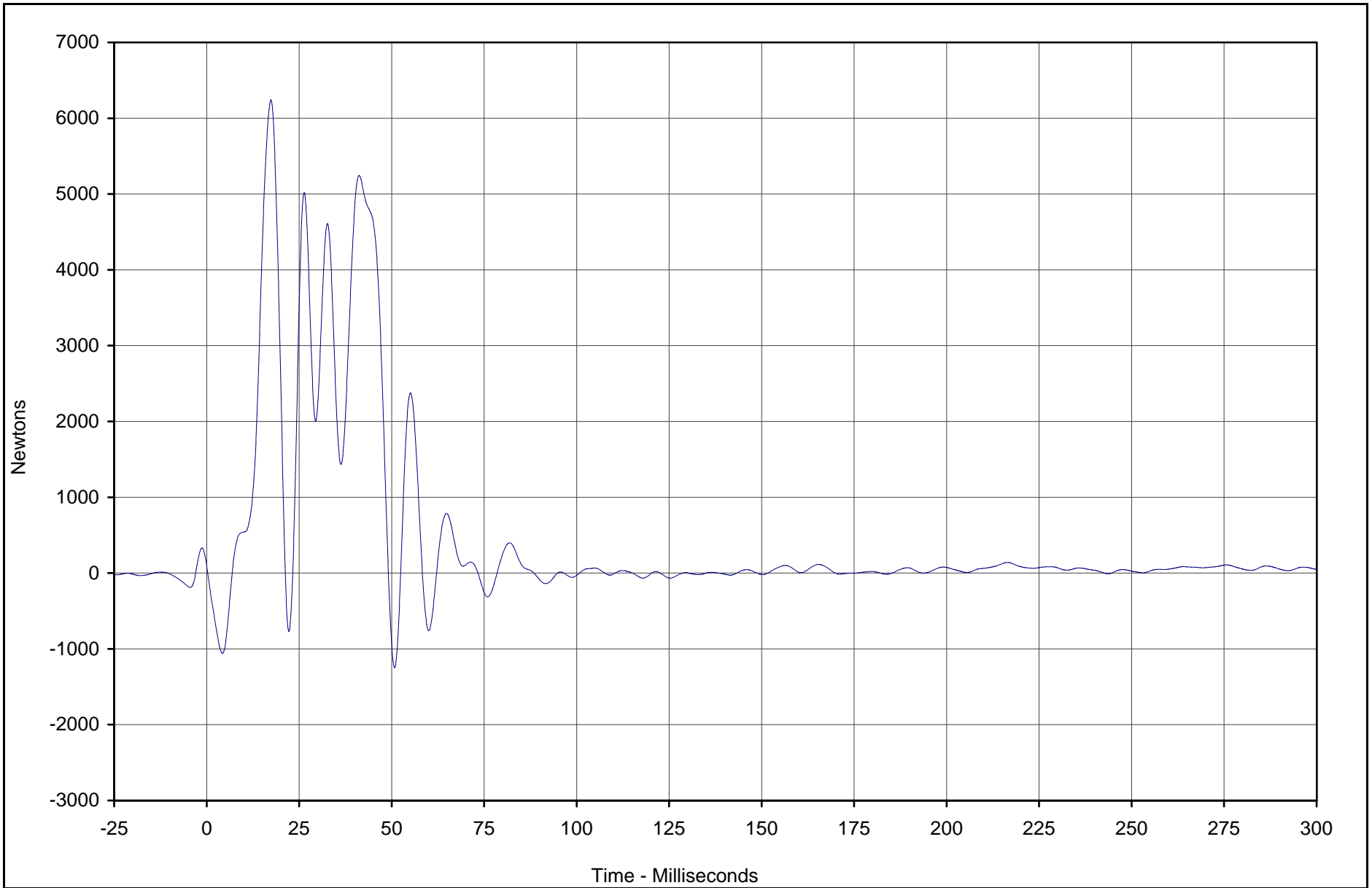
Test Vehicle: 2002 Isuzu Axiom 4WD SUV

Test Date: 6/6/02

Test Program: 2002 NHTSA 35mph NCAP

NHTSA No.: M20506

C-31



KAR22001-16

Curve Description	CURNO	Type	Units	Max	Time	Min	Time	SAE Class
Barrier Force D4	128	FIL	Newtons	6242.5	17.4	-1249.0	50.8	60



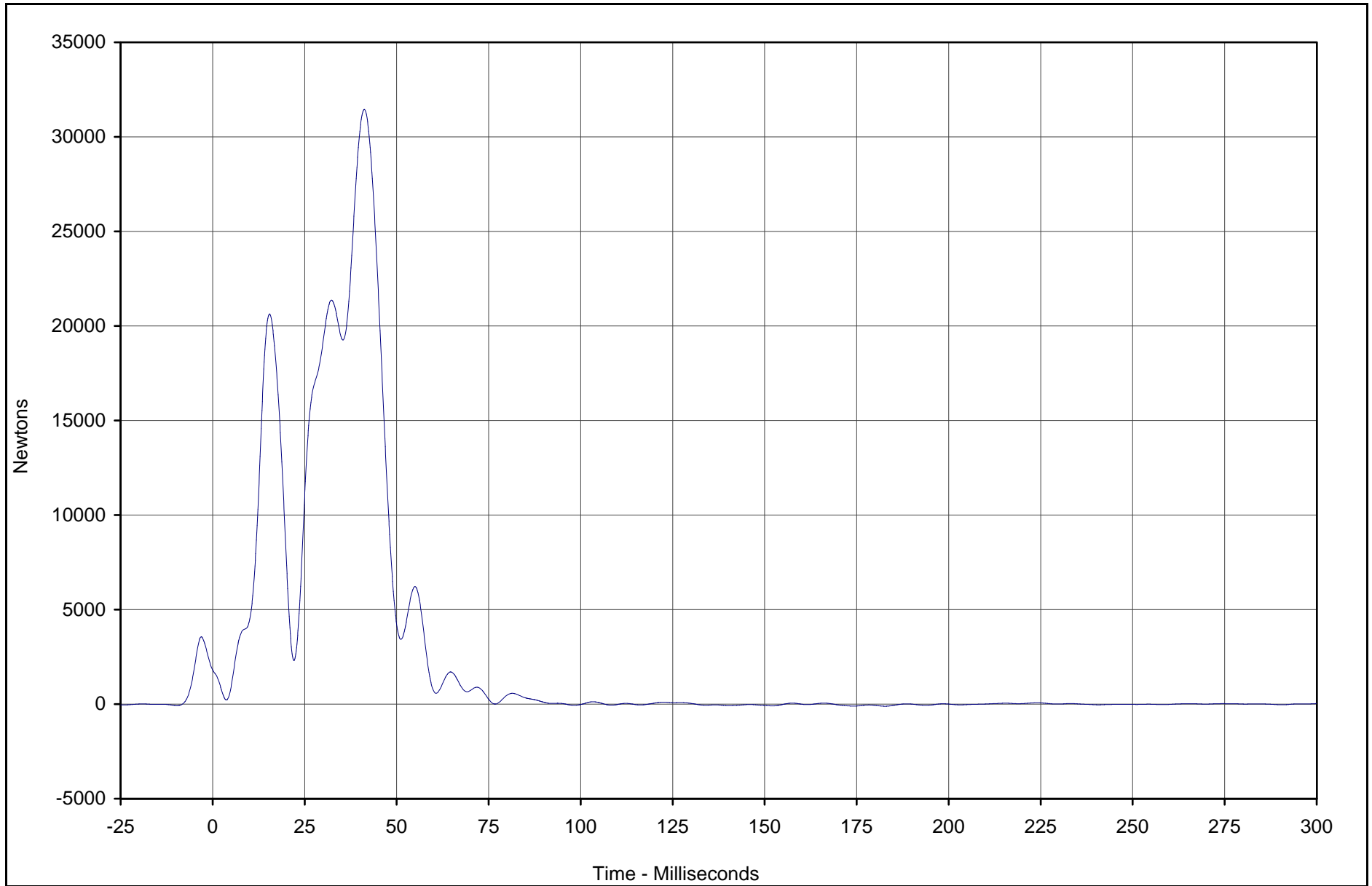
Test Vehicle: 2002 Isuzu Axiom 4WD SUV

Test Date: 6/6/02

Test Program: 2002 NHTSA 35mph NCAP

NHTSA No.: M20506

C-32



KAR22001-16

Curve Description	CURNO	Type	Units	Max	Time	Min	Time	SAE Class
Barrier Force D5	129	FIL	Newtons	31457.3	41.2	-109.0	182.8	60



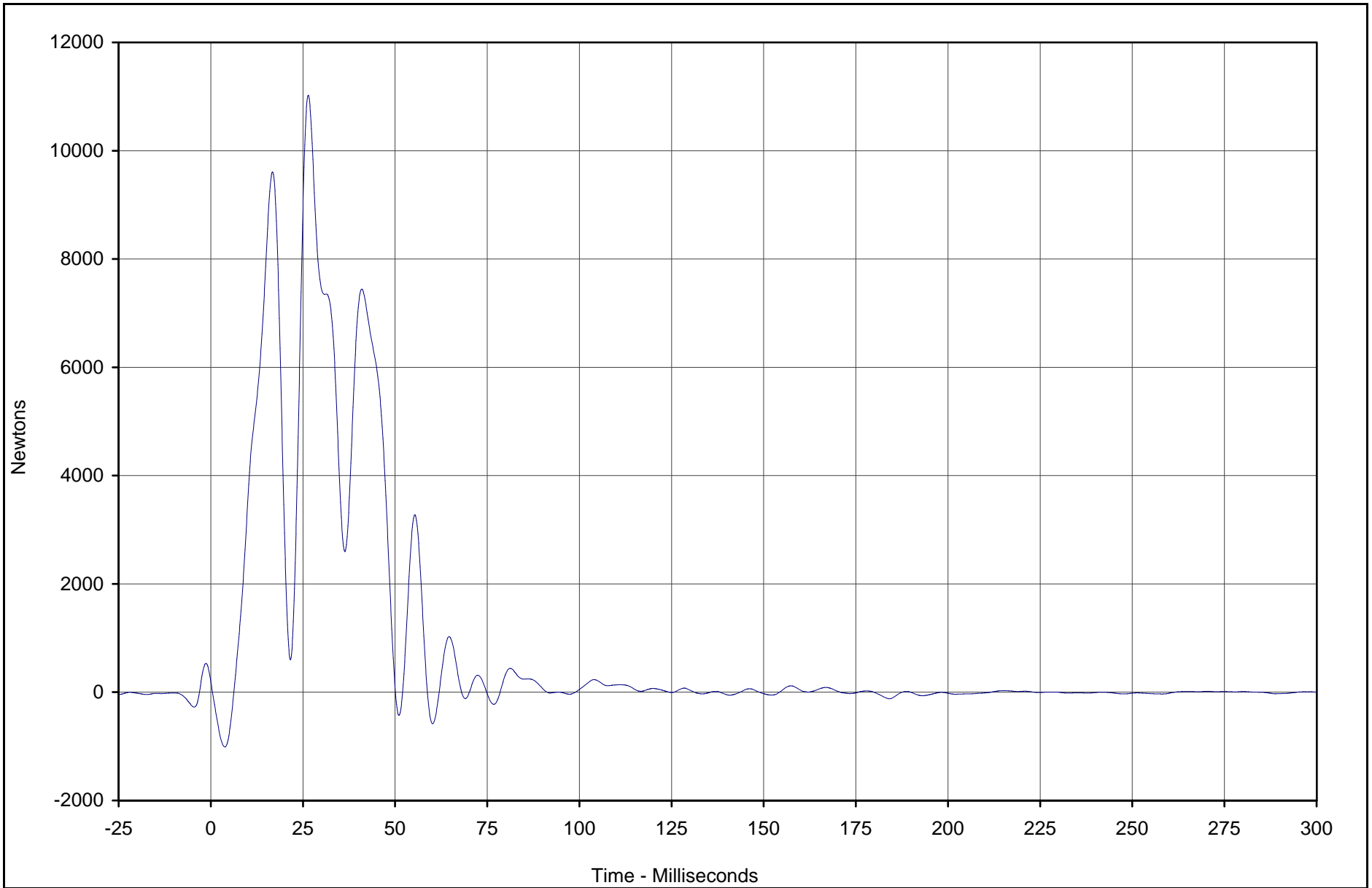
Test Vehicle: 2002 Isuzu Axiom 4WD SUV

Test Date: 6/6/02

Test Program: 2002 NHTSA 35mph NCAP

NHTSA No.: M20506

C-33



KAR22001-16

Curve Description	CURNO	Type	Units	Max	Time	Min	Time	SAE Class
Barrier Force D6	130	FIL	Newtons	11022.5	26.4	-1011.1	3.8	60



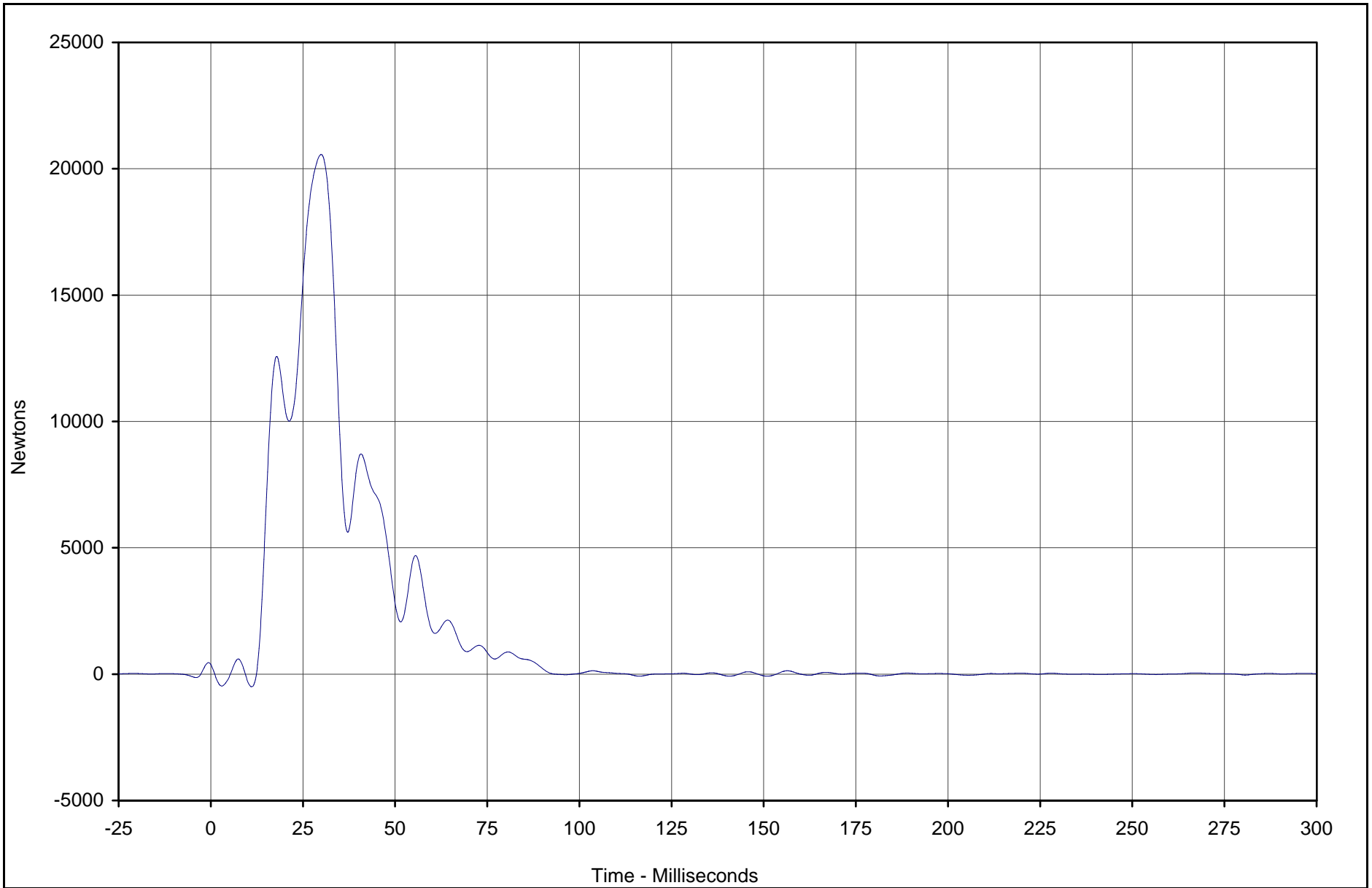
Test Vehicle: 2002 Isuzu Axiom 4WD SUV

Test Date: 6/6/02

Test Program: 2002 NHTSA 35mph NCAP

NHTSA No.: M20506

C-34



KARR22001-116

Curve Description	CURNO	Type	Units	Max	Time	Min	Time	SAE Class
Barrier Force D7	131	FIL	Newtons	20568.0	29.9	-498.9	11.1	60



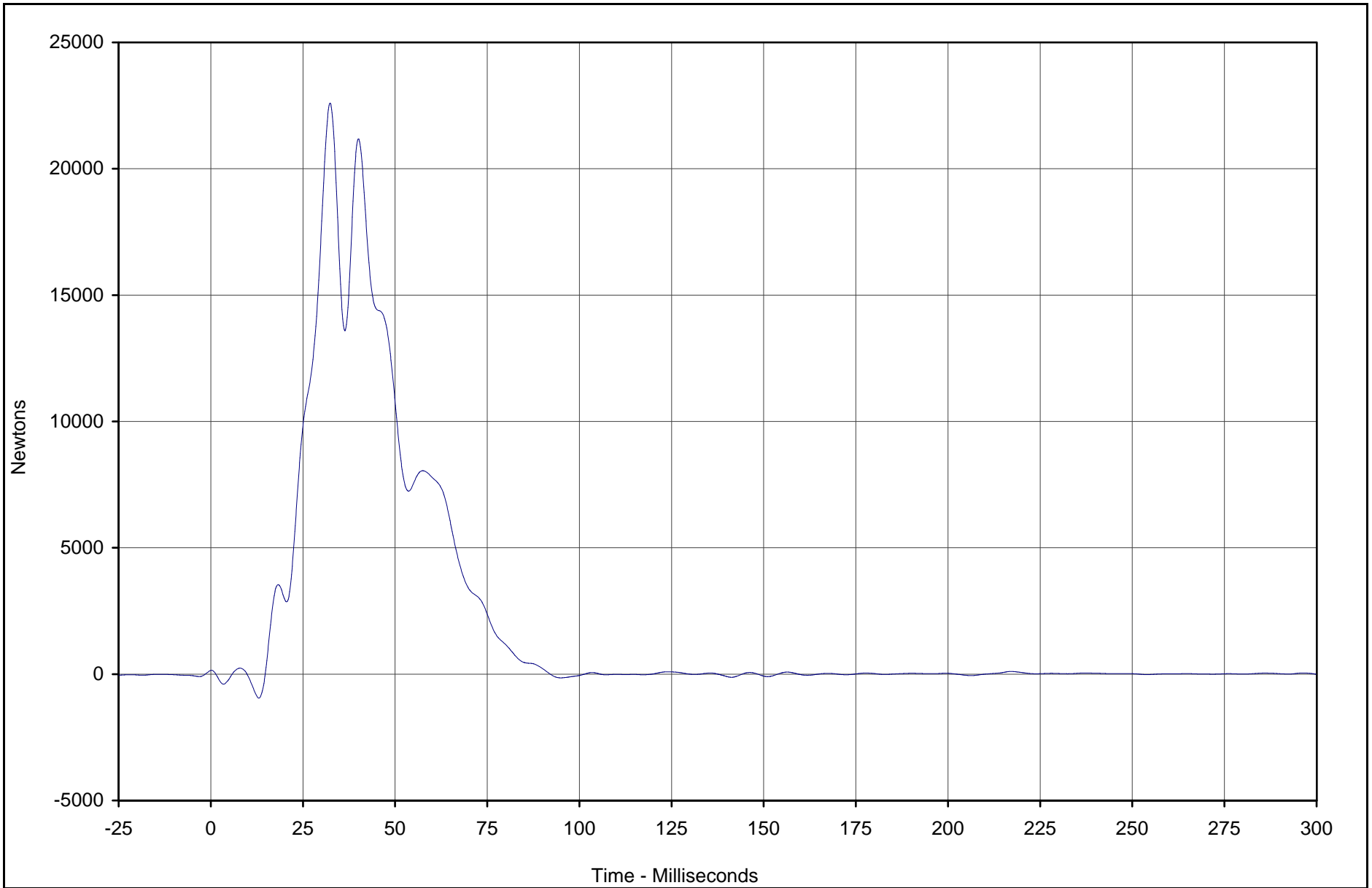
Test Vehicle: 2002 Isuzu Axiom 4WD SUV

Test Date: 6/6/02

Test Program: 2002 NHTSA 35mph NCAP

NHTSA No.: M20506

C-35



KAR22001-16

Curve Description	CURNO	Type	Units	Max	Time	Min	Time	SAE Class
Barrier Force D8	132	FIL	Newtons	22597.2	32.4	-947.8	13.0	60



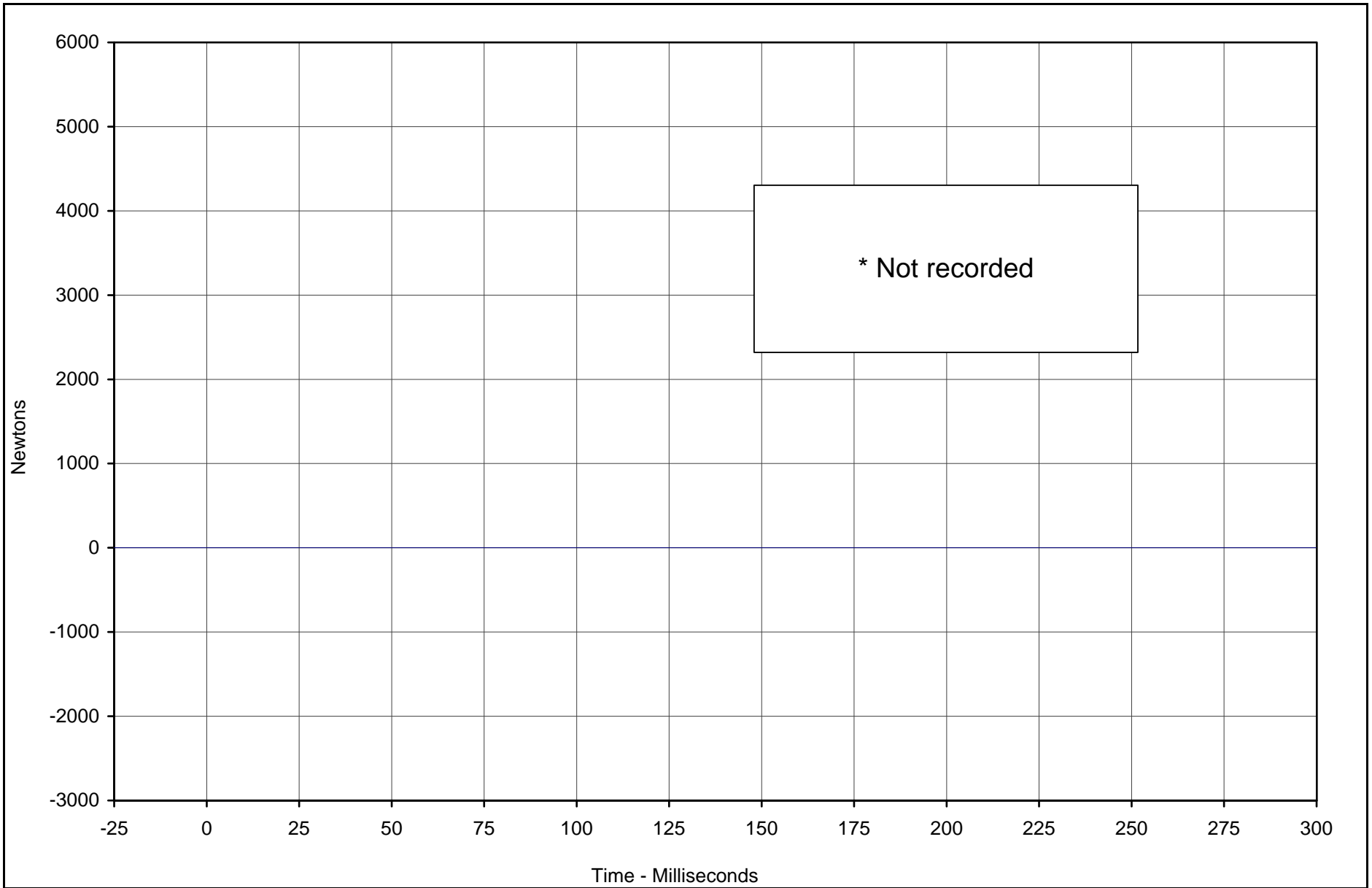
Test Vehicle: 2002 Isuzu Axiom 4WD SUV

Test Date: 6/6/02

Test Program: 2002 NHTSA 35mph NCAP

NHTSA No.: M20506

C-36



* Not recorded

Curve Description	CURNO	Type	Units	Max	Time	Min	Time	SAE Class
Barrier Force D9	133	FIL	Newtons	0.0	0.0	0.0	0.0	60



Test Vehicle: 2002 Isuzu Axiom 4WD SUV

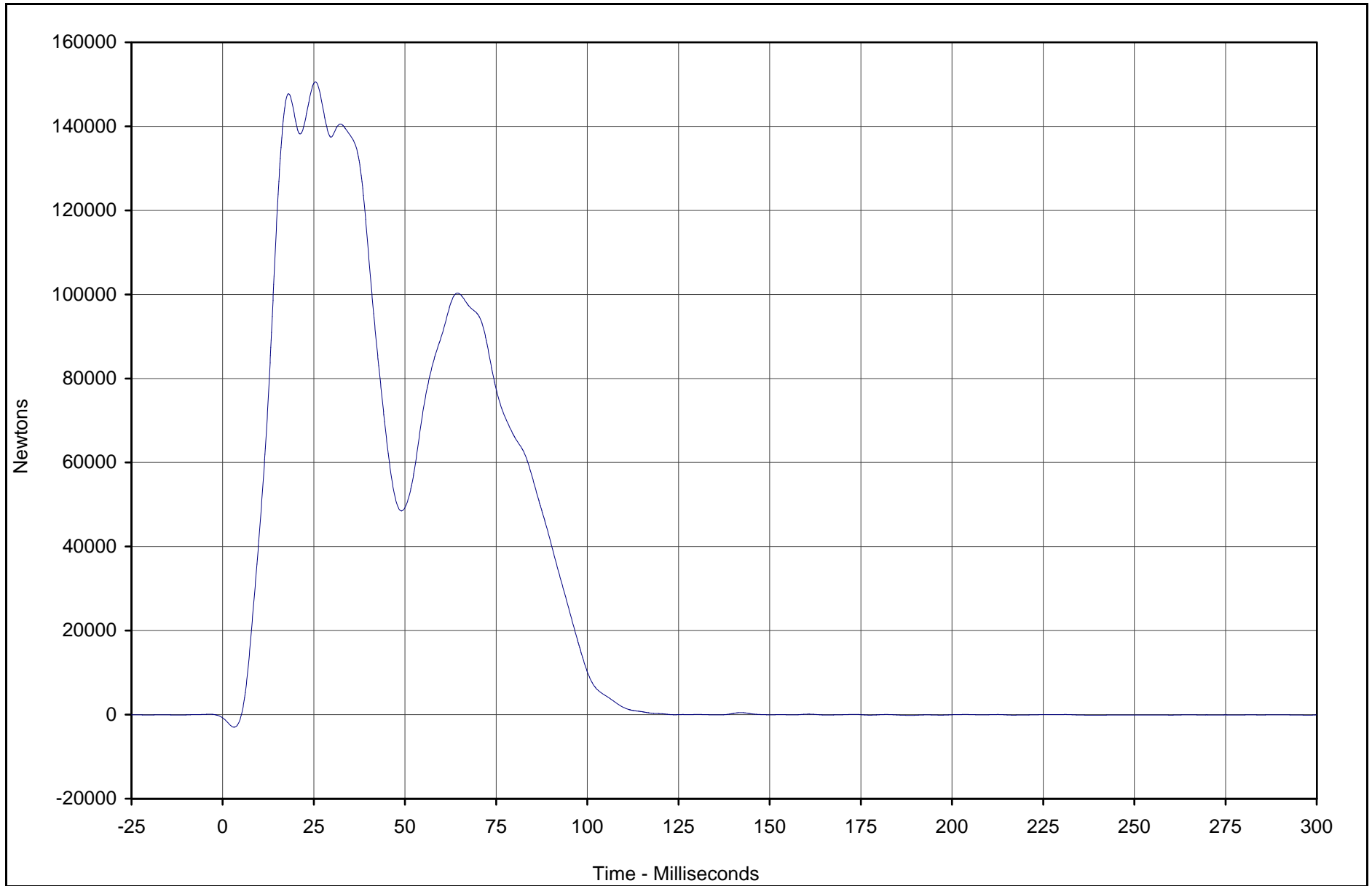
Test Date: 6/6/02

Test Program: 2002 NHTSA 35mph NCAP

NHTSA No.: M20506

KARR22001-16

C-37



KAR22001-16

Curve Description	CURNO	Type	Units	Max	Time	Min	Time	SAE Class
Barrier Force Sum Group 1	001	SUM	Newtons	150570.7	25.4	-2975.6	3.1	60



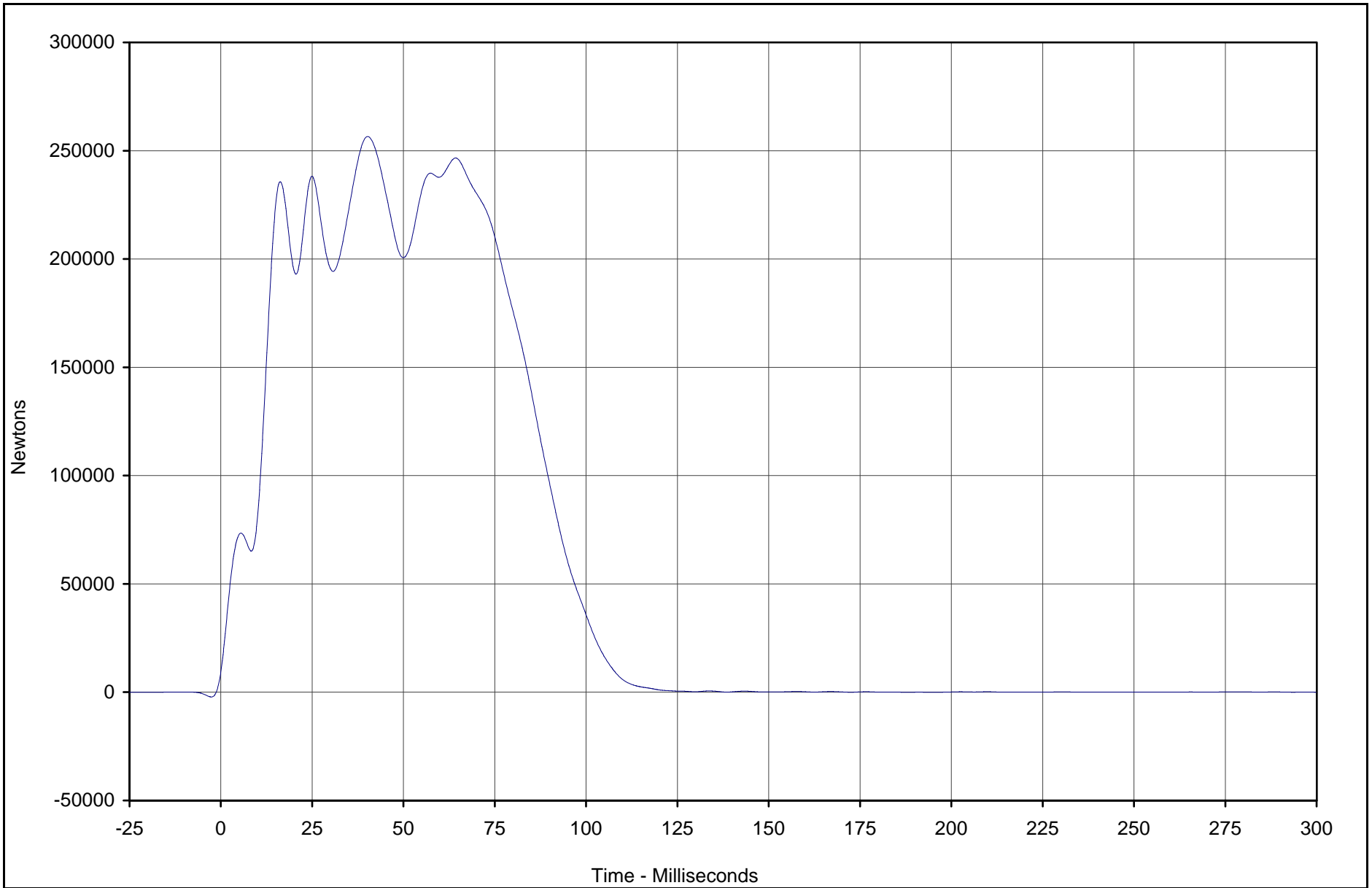
Test Vehicle: 2002 Isuzu Axiom 4WD SUV

Test Date: 6/6/02

Test Program: 2002 NHTSA 35mph NCAP

NHTSA No.: M20506

C-38



KARR22001-16

Curve Description	CURNO	Type	Units	Max	Time	Min	Time	SAE Class
Barrier Force Sum Group 2	002	SUM	Newtons	256554.7	40.2	-71.9	299.9	60



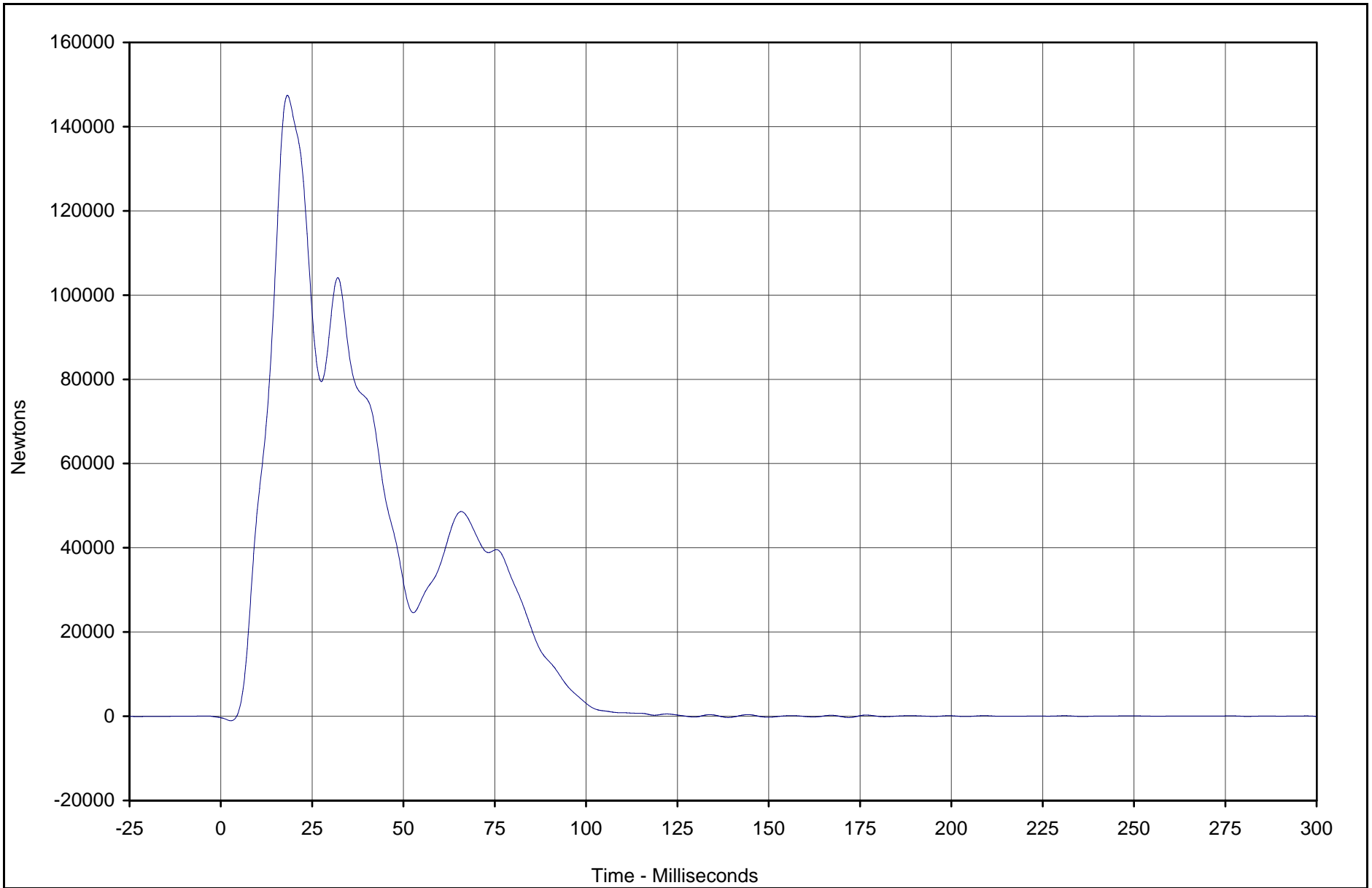
Test Vehicle: 2002 Isuzu Axiom 4WD SUV

Test Date: 6/6/02

Test Program: 2002 NHTSA 35mph NCAP

NHTSA No.: M20506

C-39



Curve Description	CURNO	Type	Units	Max	Time	Min	Time	SAE Class
Barrier Force Sum Group 3	003	SUM	Newtons	147420.0	18.2	-1064.4	2.7	60



Test Vehicle: 2002 Isuzu Axiom 4WD SUV

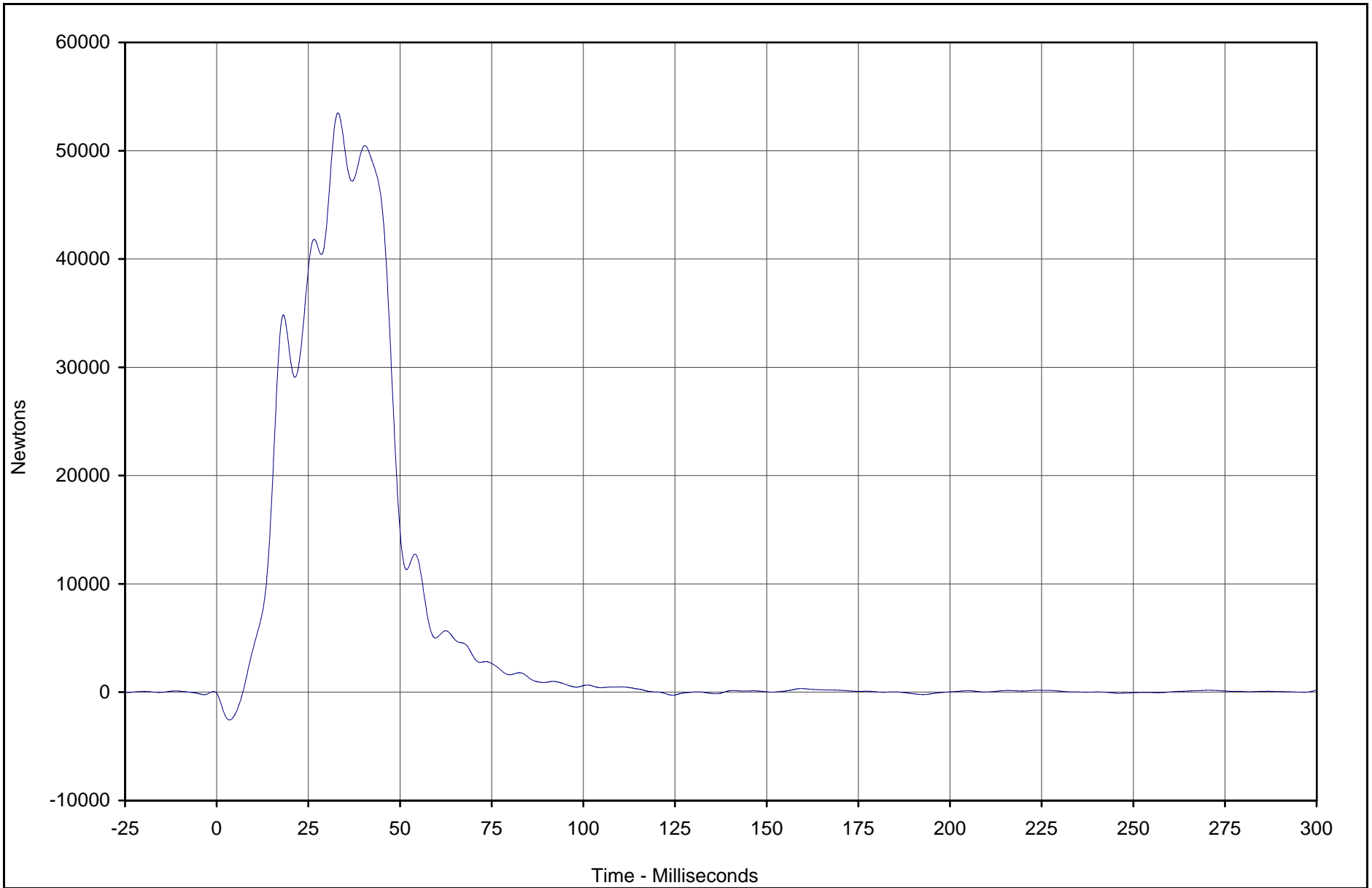
Test Date: 6/6/02

Test Program: 2002 NHTSA 35mph NCAP

NHTSA No.: M20506

KAR22001-16

C-40



KAR22001-16

Curve Description	CURNO	Type	Units	Max	Time	Min	Time	SAE Class
Barrier Force Sum Group 4	004	SUM	Newtons	53485.1	33.1	-2568.0	3.5	60



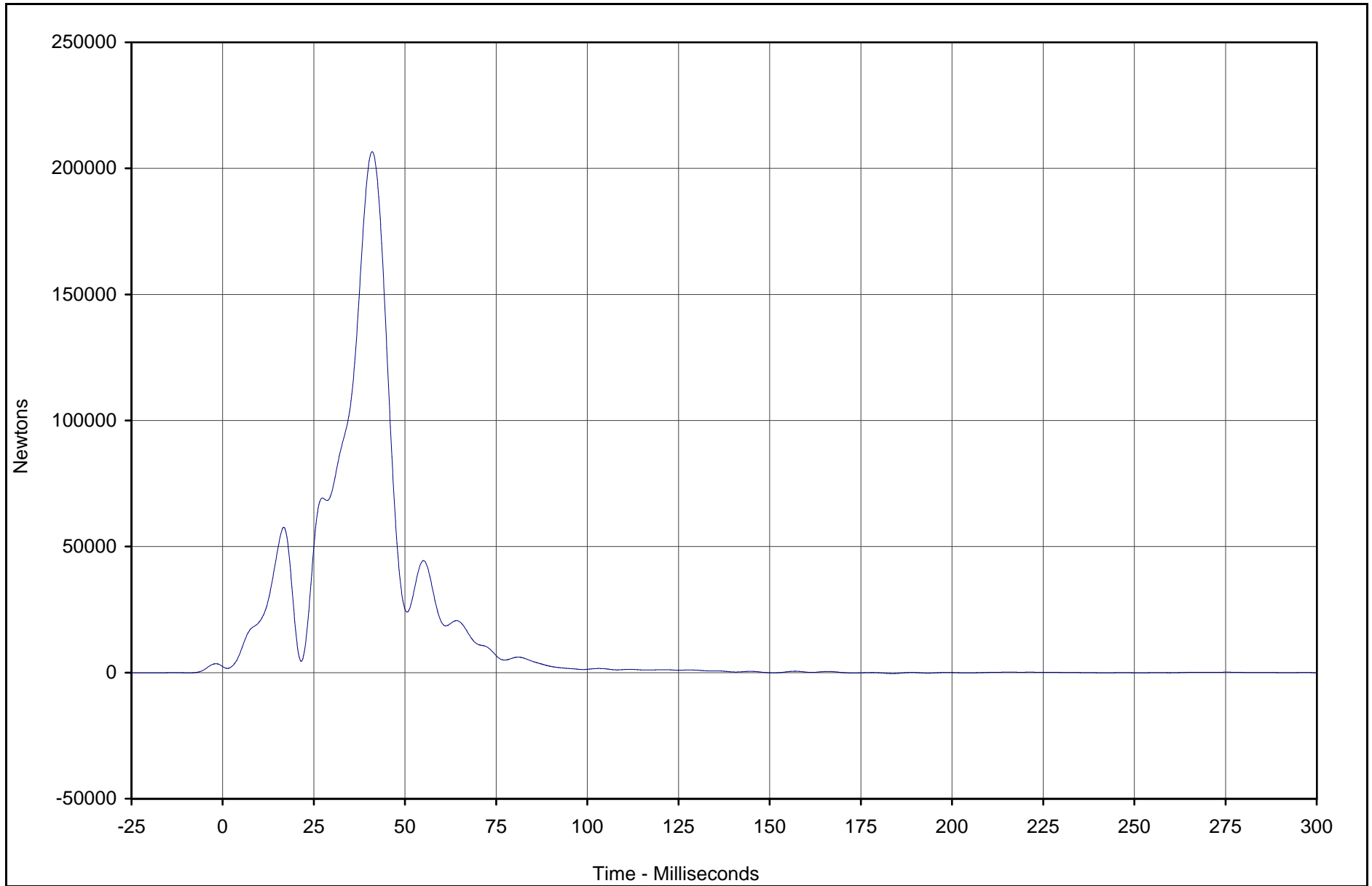
Test Vehicle: 2002 Isuzu Axiom 4WD SUV

Test Date: 6/6/02

Test Program: 2002 NHTSA 35mph NCAP

NHTSA No.: M20506

C-41



KARR22001-16

Curve Description	CURNO	Type	Units	Max	Time	Min	Time	SAE Class
Barrier Force Sum Group 5	005	SUM	Newtons	206642.5	41.0	-395.3	183.8	60



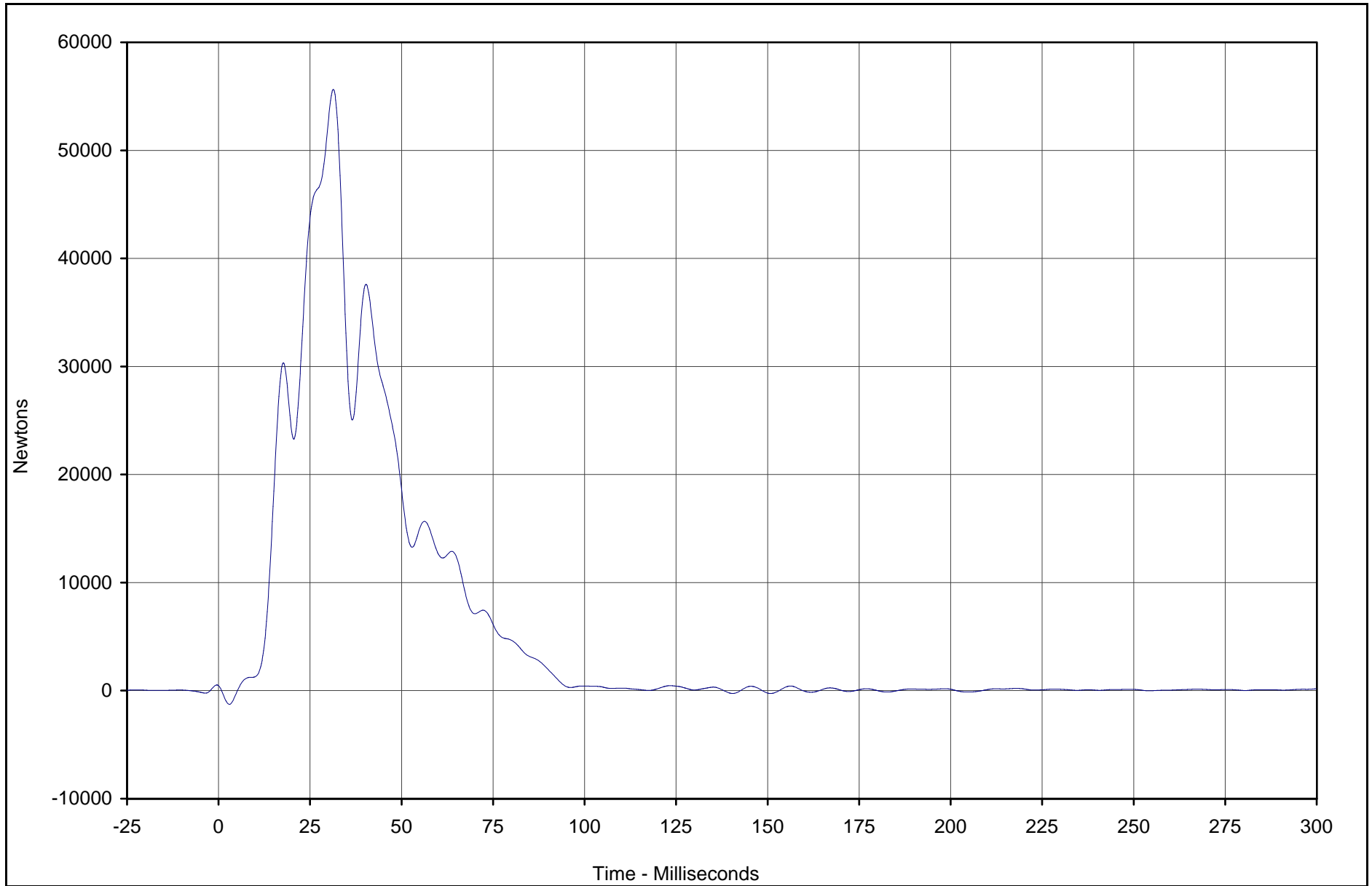
Test Vehicle: 2002 Isuzu Axiom 4WD SUV

Test Date: 6/6/02

Test Program: 2002 NHTSA 35mph NCAP

NHTSA No.: M20506

C-42



KAR22001-16

Curve Description	CURNO	Type	Units	Max	Time	Min	Time	SAE Class
Barrier Force Sum Group 6	006	SUM	Newtons	55641.7	31.3	-1269.5	3.0	60



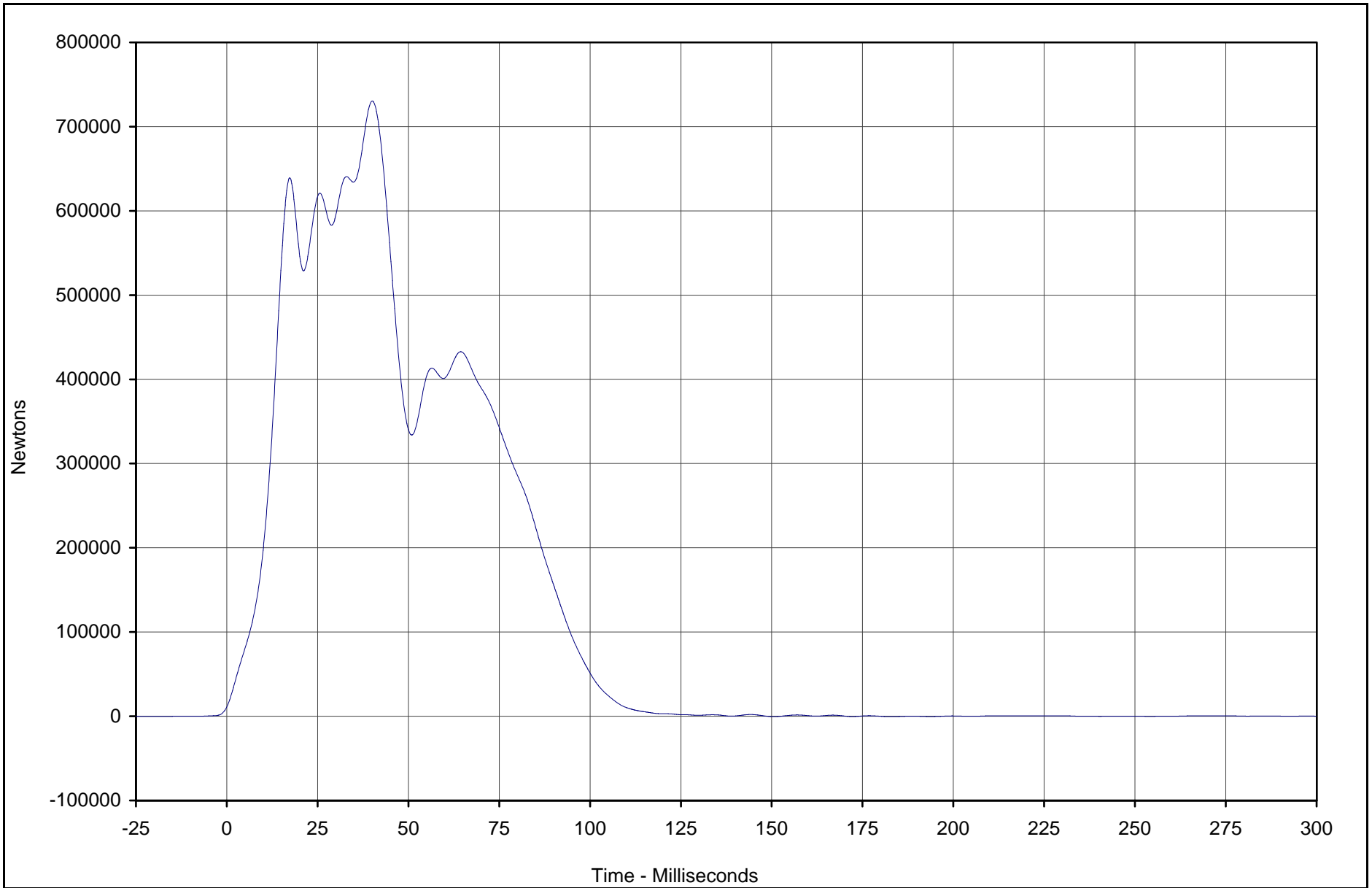
Test Vehicle: 2002 Isuzu Axiom 4WD SUV

Test Date: 6/6/02

Test Program: 2002 NHTSA 35mph NCAP

NHTSA No.: M20506

C-43



KAR22001-16

Curve Description	CURNO	Type	Units	Max	Time	Min	Time	SAE Class
Barrier Force Total Sum	007	SUM	Newtons	730416	40.1	-515.5	182.9	60



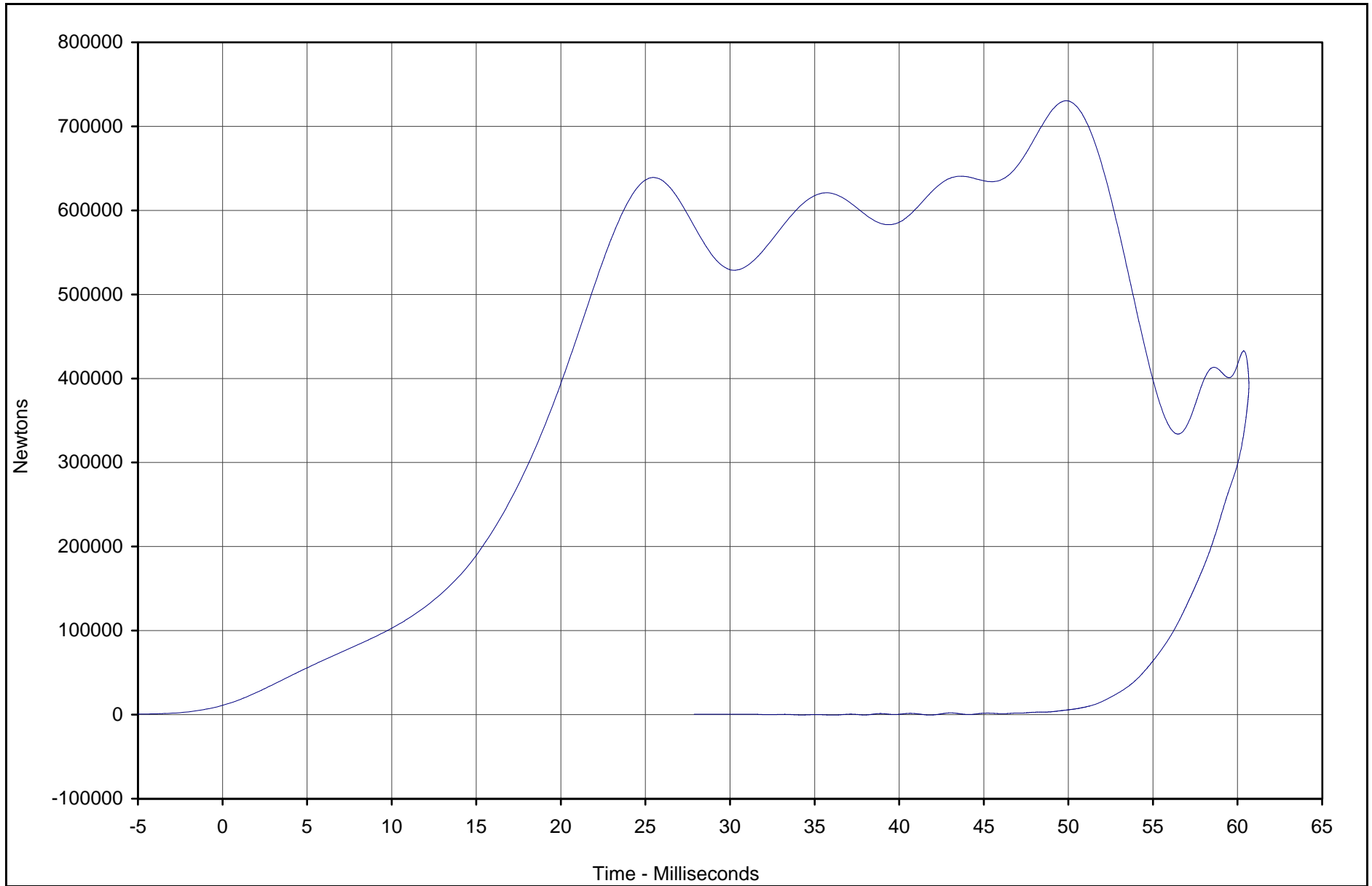
Test Vehicle: 2002 Isuzu Axiom 4WD SUV

Test Date: 6/6/02

Test Program: 2002 NHTSA 35mph NCAP

NHTSA No.: M20506

C-44



Curve Description	CURNO	Type	Units	Max	CM	Energy (Joules)	SAE Class
Barrier Force Total Sum vs. Displ.	001	XVY	Newtons	730416	49.9	245999	60



Test Vehicle: 2002 Isuzu Axiom 4WD SUV

Test Date: 6/6/02

Test Program: 2002 NHTSA 35mph NCAP

NHTSA No.: M20506

KAR22001-16

BARRIER LOAD CELL SUMMARY DATA

Test Vehicle: 2002 Isuzu Axiom 4WD SUV

NHTSA No.: M20506

Test Program: 2002 NHTSA 35mph NCAP

Test Date: 6/6/02

Location	Units	Max	Time	Min	Time
Barrier Force A1	Newtons	0.0	0.0	0.0	0.0 *
Barrier Force A2	Newtons	1208.1	34.6	-1295.9	30.5
Barrier Force A3	Newtons	2378.8	17.3	-1969.3	21.1
Barrier Force A4	Newtons	16358.1	55.2	-3177.2	21.2
Barrier Force A5	Newtons	27034.0	55.5	-3200.7	21.3
Barrier Force A6	Newtons	6108.4	56.6	-2857.1	21.4
Barrier Force A7	Newtons	1943.1	17.1	-1734.1	21.4
Barrier Force A8	Newtons	1065.9	41.2	-1057.7	28.9
Barrier Force A9	Newtons	3712.3	12.5	-1426.6	45.8
Barrier Force B1	Newtons	0.0	0.0	0.0	0.0 *
Barrier Force B2	Newtons	6063.9	11.2	-940.9	20.1
Barrier Force B3	Newtons	148935.7	25.6	-1655.2	3.5
Barrier Force B4	Newtons	53589.4	14.8	-39.9	129.3
Barrier Force B5	Newtons	84752.8	66.0	-44.0	172.5
Barrier Force B6	Newtons	126783.1	23.5	-878.3	0.0
Barrier Force B7	Newtons	143997.9	18.7	-1666.1	3.2
Barrier Force B8	Newtons	2894.7	24.4	-59.3	172.0
Barrier Force B9	Newtons	1315.9	50.8	-1543.8	27.6
Barrier Force C1	Newtons	0.0	0.0	0.0	0.0 *
Barrier Force C2	Newtons	3378.1	23.8	-637.7	3.5
Barrier Force C3	Newtons	25951.0	40.5	-687.8	2.2
Barrier Force C4	Newtons	50588.6	40.2	-271.4	1.2
Barrier Force C5	Newtons	98513.1	41.2	-714.5	21.1
Barrier Force C6	Newtons	14080.4	40.8	-279.4	1.3
Barrier Force C7	Newtons	14358.8	25.7	-519.6	2.3
Barrier Force C8	Newtons	3714.6	24.3	-173.8	8.3
Barrier Force C9	Newtons	1690.1	50.1	-1347.3	27.7
Barrier Force D1	Newtons	0.0	0.0	0.0	0.0 *
Barrier Force D2	Newtons	23879.4	32.7	-865.1	5.1
Barrier Force D3	Newtons	11833.5	17.8	-834.1	4.4
Barrier Force D4	Newtons	6242.5	17.4	-1249.0	50.8
Barrier Force D5	Newtons	31457.3	41.2	-109.0	182.8
Barrier Force D6	Newtons	11022.5	26.4	-1011.1	3.8
Barrier Force D7	Newtons	20568.0	29.9	-498.9	11.1
Barrier Force D8	Newtons	22597.2	32.4	-947.8	13.0
Barrier Force D9	Newtons	0.0	0.0	0.0	0.0 *
Barrier Force Sum Group 1	Newtons	150570.7	25.4	-2975.6	3.1
Barrier Force Sum Group 2	Newtons	256554.7	40.2	-71.9	299.9
Barrier Force Sum Group 3	Newtons	147420.0	18.2	-1064.4	2.7
Barrier Force Sum Group 4	Newtons	53485.1	33.1	-2568.0	3.5
Barrier Force Sum Group 5	Newtons	206642.5	41.0	-395.3	183.8
Barrier Force Sum Group 6	Newtons	55641.7	31.3	-1269.5	3.0
Barrier Force Total Sum	Newtons	730416.1	40.1	-515.5	182.9

* Not recorded, no data

APPENDIX D

INSTRUMENTATION DATA CHANNEL ASSIGNMENTS

**2002 NHTSA 35mph NCAP
Instrumentation Data Channel Assignments
Driver A.T.D. Serial Number 35
6/6/02
2002 Isuzu Axiom 4WD SUV**

CH.	LOCATION	AXIS	IDENT. NO.	DESCRIPTION	MFR	MODEL	UNITS
1	HEAD, PRIMARY	X	GPAC027	Accel., 1/2 bridge	Endevco	7264-2000	G
2	HEAD, PRIMARY	Y	GPAC002	Accel., 1/2 bridge	Endevco	7264-2000	G
3	HEAD, PRIMARY	Z	GPAC003	Accel., 1/2 bridge	Endevco	7264-2000	G
4	HEAD, REDUNDANT	X	GPAC032	Accel., 1/2 bridge	Endevco	7264-2000	G
5	HEAD, REDUNDANT	Y	GPAC021	Accel., 1/2 bridge	Endevco	7264-2000	G
6	HEAD, REDUNDANT	Z	GPAC026	Accel., 1/2 bridge	Endevco	7264-2000	G
7	NECK FORCE	X	GPUN01FX	Load cell, six axis neck	R. A. Denton	1716A	N
8	NECK FORCE	Y	GPUN01FY	Load cell, six axis neck	R. A. Denton	1716A	N
9	NECK FORCE	Z	GPUN01FZ	Load cell, six axis neck	R. A. Denton	1716A	N
10	NECK MOMENT	X	GPUN01MX	Load cell, six axis neck	R. A. Denton	1716A	Nm
11	NECK MOMENT	Y	GPUN01MY	Load cell, six axis neck	R. A. Denton	1716A	Nm
12	NECK MOMENT	Z	GPUN01MZ	Load cell, six axis neck	R. A. Denton	1716A	Nm
13	CHEST , PRIMARY	X	GPAC005	Accel., 1/2 bridge	Endevco	7264-2000	G
14	CHEST , PRIMARY	Y	GPAC011	Accel., 1/2 bridge	Endevco	7264-2000	G
15	CHEST , PRIMARY	Z	GPAC010	Accel., 1/2 bridge	Endevco	7264-2000	G
16	CHEST , REDUNDANT	X	GPAC034	Accel., 1/2 bridge	Endevco	7264-2000	G
17	CHEST , REDUNDANT	Y	GPAC023	Accel., 1/2 bridge	Endevco	7264-2000	G
18	CHEST , REDUNDANT	Z	GPAC020	Accel., 1/2 bridge	Endevco	7264-2000	G
19	CHEST DISPLACEMENT	X	GPCP002	Rotary Pot Chest	Servo	14CBI	MM
20	PELVIS, PRIMARY	X	GPAC025	Accel., 1/2 bridge	Endevco	7264-2000	G
21	PELVIS, PRIMARY	Y	GPAC022	Accel., 1/2 bridge	Endevco	7264-2000	G
22	PELVIS, PRIMARY	Z	GPAC019	Accel., 1/2 bridge	Endevco	7264-2000	G
23	LEFT FEMUR FORCE	Z	KEFF003	Load cell, Femur	R.A. Denton	2121	N
24	RIGHT FEMUR FORCE	Z	KEFF004	Load cell, Femur	R.A. Denton	2121	N

**2002 NHTSA 35mph NCAP
Instrumentation Data Channel Assignments
Driver A.T.D. Serial Number 35
6/6/02
2002 Isuzu Axiom 4WD SUV**

CH.	LOCATION	AXIS	IDENT. NO.	DESCRIPTION	MFR	MODEL	UNITS
25	UP. TIBIA LEFT MOM.	X	GPUT09MX	2 ch., Upper tibia gage	R. A. Denton	1583	Nm
26	UP. TIBIA LEFT MOM.	Y	GPUT09MY	2 ch., Upper tibia gage	R. A. Denton	1583	Nm
27	UP. TIBIA RIGHT MOM.	X	GPUT09MX	2 ch., Upper tibia gage	R. A. Denton	1583	Nm
28	UP. TIBIA RIGHT MOM.	Y	GPUT09MY	2 ch., Upper tibia gage	R. A. Denton	1583	Nm
29	LWR. TIBIA LEFT MOM.	X	GPLT09MX	3 ch., lower tibia gage	R. A. Denton	3093	Nm
30	LWR. TIBIA LEFT MOM.	Y	GPLT09MY	3 ch., lower tibia gage	R. A. Denton	3093	Nm
31	LWR. TIBIA LEFT FORCE	Z	GPLT09FZ	3 ch., lower tibia gage	R. A. Denton	3093	N
32	LWR. TIBIA RIGHT MOM.	X	GPLT09MX	3 ch., lower tibia gage	R. A. Denton	3093	Nm
33	LWR. TIBIA RIGHT MOM.	Y	GPLT09MY	3 ch., lower tibia gage	R. A. Denton	3093	Nm
34	LWR. TIBIA RIGHT FORCE	Z	GPLT09FZ	3 ch., lower tibia gage	R. A. Denton	3093	N
35	FOOT LEFT, AFT	X	KEIC002X	Accel., Foot Triax	I.C. Sensor	3031-500	G
36	FOOT LEFT, AFT	Z	KEIC002Y	Accel., Foot Triax	I.C. Sensor	3031-500	G
37	FOOT LEFT, FORE	Z	KEIC002Z	Accel., Foot Triax	I.C. Sensor	3031-500	G
38	FOOT RIGHT, AFT	X	KEIC001X	Accel., Foot Triax	I.C. Sensor	3031-500	G
39	FOOT RIGHT, AFT	Z	KEIC001Y	Accel., Foot Triax	I.C. Sensor	3031-500	G
40	FOOT RIGHT, FORE	Z	KEIC001Z	Accel., Foot Triax	I.C. Sensor	3031-500	G
41	LAP BELT FORCE	X	KELC001	Load cell, Seat belt	Lebow	3371	N
42	SHOULDER BELT FORCE	X	KELC002	Load cell, Seat belt	Lebow	3371	N
43	SHOULDER BELT SPOOL	X	KEPP001	Pullout pot	Celesco	PTX101-0030	CM
44	SHOULDER BELT ELONG.	X	KEEP001	Linear pot., belt stretch	E.T.I.	LCP8-10 10K	MM/CM

**2002 NHTSA 35mph NCAP
Instrumentation Data Channel Assignments
Passenger A.T.D. Serial Number 34
6/6/02
2002 Isuzu Axiom 4WD SUV**

CH.	LOCATION	AXIS	IDENT. NO.	DESCRIPTION	MFR	MODEL	UNITS
45	HEAD, PRIMARY	X	KEAC039	Accel.,1/2 bridge	Endevco	7264-2000	G
46	HEAD, PRIMARY	Y	KEAC038	Accel.,1/2 bridge	Endevco	7264-2000	G
47	HEAD, PRIMARY	Z	KEAC027	Accel.,1/2 bridge	Endevco	7264-2000	G
48	HEAD, REDUNDANT	X	KEAC031	Accel.,1/2 bridge	Endevco	7264-2000	G
49	HEAD, REDUNDANT	Y	KEAC032	Accel.,1/2 bridge	Endevco	7264-2000	G
50	HEAD, REDUNDANT	Z	KEAC026	Accel.,1/2 bridge	Endevco	7264-2000	G
51	NECK FORCE	X	GPUN02FX	Load cell, six axis neck	R. A. Denton	1716A	N
52	NECK FORCE	Y	GPUN02FY	Load cell, six axis neck	R. A. Denton	1716A	N
53	NECK FORCE	Z	GPUN02FZ	Load cell, six axis neck	R. A. Denton	1716A	N
54	NECK MOMENT	X	GPUN02MX	Load cell, six axis neck	R. A. Denton	1716A	Nm
55	NECK MOMENT	Y	GPUN02MY	Load cell, six axis neck	R. A. Denton	1716A	Nm
56	NECK MOMENT	Z	GPUN02MZ	Load cell, six axis neck	R. A. Denton	1716A	Nm
57	CHEST , PRIMARY	X	GPAC031	Accel., 1/2 bridge	Endevco	7264-2000	G
58	CHEST , PRIMARY	Y	GPAC024	Accel., 1/2 bridge	Endevco	7264-2000	G
59	CHEST , PRIMARY	Z	GPAC029	Accel., 1/2 bridge	Endevco	7264-2000	G
60	CHEST , REDUNDANT	X	KEAC023	Accel.,1/2 bridge	Endevco	7264-200	G
61	CHEST , REDUNDANT	Y	KEAC022	Accel.,1/2 bridge	Endevco	7264-200	G
62	CHEST , REDUNDANT	Z	KEAC024	Accel.,1/2 bridge	Endevco	7264-200	G
63	CHEST DISPLACEMENT	X	GPCP001	Rotary Pot Chest	Servo	14CBI	MM
64	PELVIS, PRIMARY	X	KEAC019	Accel.,1/2 bridge	Endevco	7264-200	G
65	PELVIS, PRIMARY	Y	KEAC020	Accel.,1/2 bridge	Endevco	7264-200	G
66	PELVIS, PRIMARY	Z	KEAC021	Accel.,1/2 bridge	Endevco	7264-200	G
67	LEFT FEMUR FORCE	Z	KEFF001	Load cell, Femur	R.A. Denton	2121	N
68	RIGHT FEMUR FORCE	Z	KEFF002	Load cell, Femur	R.A. Denton	2121	N

**2002 NHTSA 35mph NCAP
Instrumentation Data Channel Assignments
Passenger A.T.D. Serial Number 34
6/6/02
2002 Isuzu Axiom 4WD SUV**

CH.	LOCATION	AXIS	IDENT. NO.	DESCRIPTION	MFR	MODEL	UNITS
69	UP. TIBIA LEFT MOM.	X	GPUT09MX	2 ch., Upper tibia gage	R. A. Denton	1583	Nm
70	UP. TIBIA LEFT MOM.	Y	GPUT09MY	2 ch., Upper tibia gage	R. A. Denton	1583	Nm
71	UP. TIBIA RIGHT MOM.	X	GPUT09MX	2 ch., Upper tibia gage	R. A. Denton	1583	Nm
72	UP. TIBIA RIGHT MOM.	Y	GPUT09MY	2 ch., Upper tibia gage	R. A. Denton	1583	Nm
73	LWR. TIBIA LEFT MOM.	X	GPLT09MX	3 ch., lower tibia gage	R. A. Denton	3093	Nm
74	LWR. TIBIA LEFT MOM.	Y	GPLT09MY	3 ch., lower tibia gage	R. A. Denton	3093	Nm
75	LWR. TIBIA LEFT FORCE	Z	GPLT09FZ	3 ch., lower tibia gage	R. A. Denton	3093	N
76	LWR. TIBIA RIGHT MOM.	X	GPLT09MX	3 ch., lower tibia gage	R. A. Denton	3093	Nm
77	LWR. TIBIA RIGHT MOM.	Y	GPLT09MY	3 ch., lower tibia gage	R. A. Denton	3093	Nm
78	LWR. TIBIA RIGHT FORCE	Z	GPLT09FZ	3 ch., lower tibia gage	R. A. Denton	3093	N
79	FOOT LEFT, AFT	X	KEIC003X	Accel., Foot Triax	I.C. Sensor	3031-500	G
80	FOOT LEFT, AFT	Z	KEIC003Y	Accel., Foot Triax	I.C. Sensor	3031-500	G
81	FOOT LEFT, FORE	Z	KEIC003Z	Accel., Foot Triax	I.C. Sensor	3031-500	G
82	FOOT RIGHT, AFT	X	KEIC004X	Accel., Foot Triax	I.C. Sensor	3031-500	G
83	FOOT RIGHT, AFT	Z	KEIC004Y	Accel., Foot Triax	I.C. Sensor	3031-500	G
84	FOOT RIGHT, FORE	Z	KEIC004Z	Accel., Foot Triax	I.C. Sensor	3031-500	G
85	LAP BELT FORCE	X	KELC003	Load cell, Seat belt	Lebow	3371	N
86	SHOULDER BELT FORCE	X	KELC004	Load cell, Seat belt	Lebow	3371	N
87	SHOULDER BELT SPOOL	X	KEPP001	Pullout pot	Celesco	PTX101-0030	MM
88	SHOULDER BELT ELONG.	X	KEEP001	Linear pot., belt stretch	E.T.I.	LCP8-10 10K	MM/CM

**2002 NHTSA 35mph NCAP
Instrumentation Data Channel Assignments
Vehicle Accelerometers
6/6/02
2002 Isuzu Axiom 4WD SUV**

CH.	LOCATION	AXIS	IDENT. NO.	DESCRIPTION	MFR	MODEL	UNITS
89	Left Rear	X	KEVA002	Accel., Pre-Amp	I.C.S/Karco	3031-500	G
90	Right Rear	X	KEVA006	Accel., Vehicle block	I.C. Sensor	3031-200	G
91	Engine Top	X	KEVA009	Accel., Vehicle block	I.C. Sensor	3031-500	G
92	Engine Bottom	X	KEVA008	Accel., Vehicle block	I.C. Sensor	3031-500	G
93	Left Brake Caliper	X	KEVA007	Accel., Vehicle block	I.C. Sensor	3031-500	G
94	Right Brake Caliper	X	KEVA012	Accel., Vehicle block	I.C. Sensor	3031-500	G
95	Instrument Panel	X	KEVA011	Accel., Vehicle block	I.C. Sensor	3031-200	G
96	Left Rear	Z	KEVA005	Accel., Vehicle block	I.C. Sensor	3031-500	G
97	Right Rear	Z	KEVA010	Accel., Vehicle block	I.C. Sensor	3031-200	G

**2002 NHTSA 35mph NCAP
Instrumentation Data Channel Assignments
Rigid Load Cell Barrier
6/6/02
2002 Isuzu Axiom 4WD SUV**

CH.	LOCATION	AXIS	IDENT. NO.	DESCRIPTION	MFR	MODEL	UNITS
98	BARRIER FORCE A1	X	BARRIER	Not Used	N/A	N/A	N/A
99	BARRIER FORCE A2	X	BARRIER	Load Cell, LCB	Lebow	1220-FS	N
100	BARRIER FORCE A3	X	BARRIER	Load Cell, LCB	Lebow	1220-FS	N
101	BARRIER FORCE A4	X	BARRIER	Load Cell, LCB	Lebow	1220-FS	N
102	BARRIER FORCE A5	X	BARRIER	Load Cell, LCB	Lebow	1220-FS	N
103	BARRIER FORCE A6	X	BARRIER	Load Cell, LCB	Lebow	1220-FS	N
104	BARRIER FORCE A7	X	BARRIER	Load Cell, LCB	Lebow	1220-FS	N
105	BARRIER FORCE A8	X	BARRIER	Load Cell, LCB	Lebow	1220-FS	N
106	BARRIER FORCE A9	X	BARRIER	Load Cell, LCB	Lebow	1220-FS	N
107	BARRIER FORCE B1	X	BARRIER	Not Used	N/A	N/A	N/A
108	BARRIER FORCE B2	X	BARRIER	Load Cell, LCB	Lebow	1220-FS	N
109	BARRIER FORCE B3	X	BARRIER	Load Cell, LCB	Lebow	1220-FS	N
110	BARRIER FORCE B4	X	BARRIER	Load Cell, LCB	Lebow	1220-FS	N
111	BARRIER FORCE B5	X	BARRIER	Load Cell, LCB	Lebow	1220-FS	N
112	BARRIER FORCE B6	X	BARRIER	Load Cell, LCB	Lebow	1220-FS	N
113	BARRIER FORCE B7	X	BARRIER	Load Cell, LCB	Lebow	1220-FS	N
114	BARRIER FORCE B8	X	BARRIER	Load Cell, LCB	Lebow	1220-FS	N
115	BARRIER FORCE B9	X	BARRIER	Load Cell, LCB	Lebow	1220-FS	N

**2002 NHTSA 35mph NCAP
Instrumentation Data Channel Assignments
Rigid Load Cell Barrier
6/6/02
2002 Isuzu Axiom 4WD SUV**

CH.	LOCATION	AXIS	IDENT. NO.	DESCRIPTION	MFR	MODEL	UNITS
116	BARRIER FORCE C1	X	N/A	Not Used	N/A	N/A	N/A
117	BARRIER FORCE C2	X	BARRIER	Load Cell, LCB	Lebow	1220-FS	N
118	BARRIER FORCE C3	X	BARRIER	Load Cell, LCB	Lebow	1220-FS	N
119	BARRIER FORCE C4	X	BARRIER	Load Cell, LCB	Lebow	1220-FS	N
120	BARRIER FORCE C5	X	BARRIER	Load Cell, LCB	Lebow	1220-FS	N
121	BARRIER FORCE C6	X	BARRIER	Load Cell, LCB	Lebow	1220-FS	N
122	BARRIER FORCE C7	X	BARRIER	Load Cell, LCB	Lebow	1220-FS	N
123	BARRIER FORCE C8	X	BARRIER	Load Cell, LCB	Lebow	1220-FS	N
124	BARRIER FORCE C9	X	BARRIER	Load Cell, LCB	Lebow	1220-FS	N
125	BARRIER FORCE D1	X	N/A	Not Used	N/A	N/A	N/A
126	BARRIER FORCE C8	X	BARRIER	Load Cell, LCB	Lebow	1220-FS	N
127	BARRIER FORCE C8	X	BARRIER	Load Cell, LCB	Lebow	1220-FS	N
128	BARRIER FORCE C8	X	BARRIER	Load Cell, LCB	Lebow	1220-FS	N
129	BARRIER FORCE C8	X	BARRIER	Load Cell, LCB	Lebow	1220-FS	N
130	BARRIER FORCE C8	X	BARRIER	Load Cell, LCB	Lebow	1220-FS	N
131	BARRIER FORCE C8	X	BARRIER	Load Cell, LCB	Lebow	1220-FS	N
132	BARRIER FORCE C8	X	BARRIER	Load Cell, LCB	Lebow	1220-FS	N
133	BARRIER FORCE D9	X	N/A	Not Used	N/A	N/A	N/A

**2002 NHTSA 35mph NCAP
Instrumentation Data Channel Assignments
Nine Accelerometer Head Array Channels
6/6/02
2002 Isuzu Axiom 4WD SUV**

CH.	LOCATION	AXIS	IDENT. NO.	DESCRIPTION	MFR	MODEL	UNITS
134	Driver Head CG	X	KEAC039	Accel., 1/2 bridge	Endevco	7264-2000	G *
135	Driver Head CG	Y	KEAC038	Accel., 1/2 bridge	Endevco	7264-2000	G *
136	Driver Head CG	Z	KEAC027	Accel., 1/2 bridge	Endevco	7264-2000	G *
137	Driver Y-arm	Z	GPAC016	Accel., 1/2 bridge	Endevco	7264-2000	G
138	Driver Y-arm	X	GPAC015	Accel., 1/2 bridge	Endevco	7264-2000	G
139	Driver X-arm	Z	GPAC004	Accel., 1/2 bridge	Endevco	7264-2000	G
140	Driver X-arm	Y	GPAC018	Accel., 1/2 bridge	Endevco	7264-2000	G
141	Driver Z-arm	X	GPAC006	Accel., 1/2 bridge	Endevco	7264-2000	G
142	Driver Z-arm	Y	GPAC007	Accel., 1/2 bridge	Endevco	7264-2000	G
143	Passenger Head CG	X	GPAC027	Accel., 1/2 bridge	Endevco	7264-2000	G *
144	Passenger Head CG	Y	GPAC002	Accel., 1/2 bridge	Endevco	7264-2000	G *
145	Passenger Head CG	Z	GPAC003	Accel., 1/2 bridge	Endevco	7264-2000	G *
146	Passenger Y-arm	Z	GPAC012	Accel., 1/2 bridge	Endevco	7264-2000	G
147	Passenger Y-arm	X	GPAC001	Accel., 1/2 bridge	Endevco	7264-2000	G
148	Passenger X-arm	Z	GPAC036	Accel., 1/2 bridge	Endevco	7264-2000	G
149	Passenger X-arm	Y	GPAC014	Accel., 1/2 bridge	Endevco	7264-2000	G
150	Passenger Z-arm	X	GPAC030	Accel., 1/2 bridge	Endevco	7264-2000	G
151	Passenger Z-arm	Y	GPAC037	Accel., 1/2 bridge	Endevco	7264-2000	G

* Duplicate of Head CG Primary Channels

APPENDIX E

DUMMY CALIBRATION DATA



Calibration Data Sheet Hybrid III 50th Percentile Male Knee Impact Test

ATD Serial No.: 034

Location: Left Knee

Test I.D.: I06AA

Tested Parameter	Units	Specification	Result	Pass/Fail
Laboratory Temperature	°C	18.9 to 25.6	21.1	Pass
Laboratory Relative Humidity	%	10 to 70	30	Pass
Pendulum Velocity at T=0	m/sec	2.07 to 2.13	2.09	Pass
Peak Probe Force	N	4715 to 5782	5425	Pass
Overall Test Results				Pass

ATD Serial No.: 034

Location: Right Knee

Test I.D.: I06BB

Tested Parameter	Units	Specification	Result	Pass/Fail
Laboratory Temperature	°C	18.9 to 25.6	21.1	Pass
Laboratory Relative Humidity	%	10 to 70	30	Pass
Pendulum Velocity at T=0	m/sec	2.07 to 2.13	2.13	Pass
Peak Probe Force	N	4715 to 5782	5185	Pass
Overall Test Results				Pass

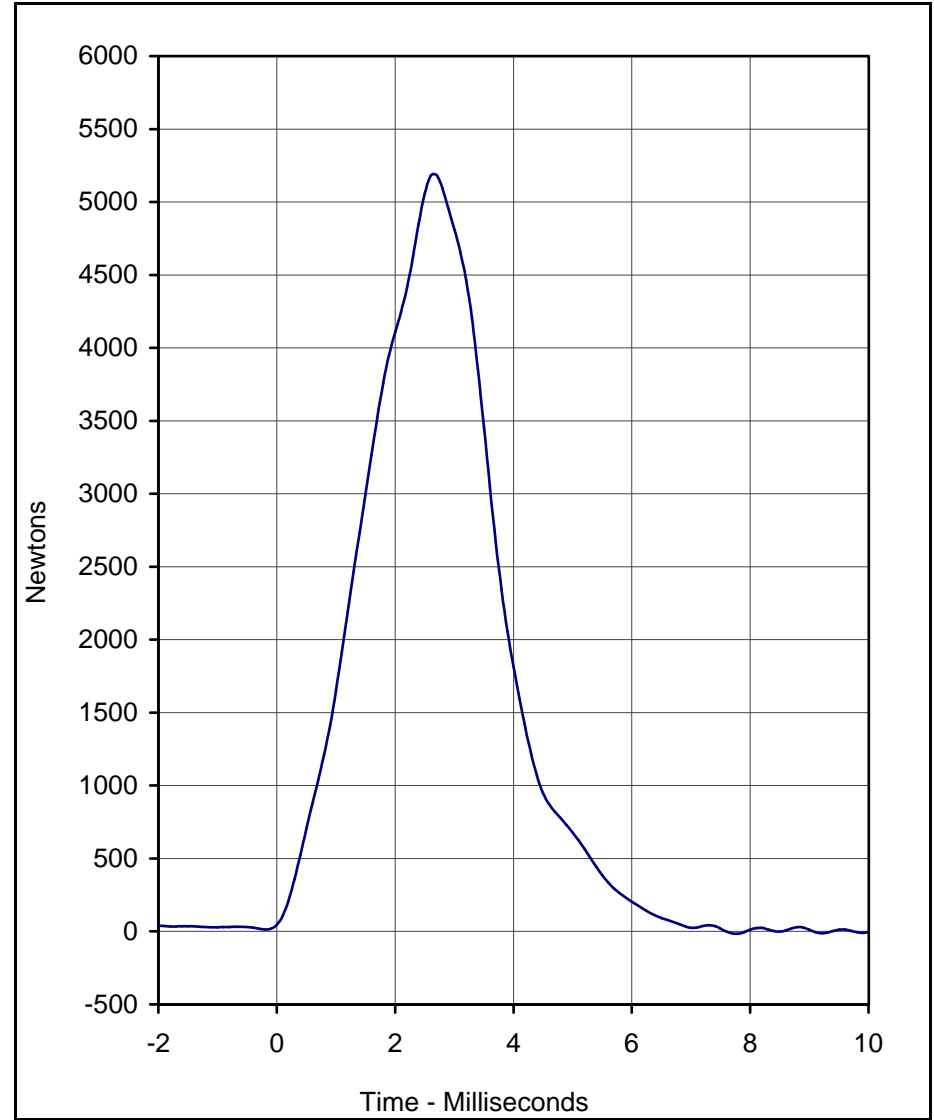
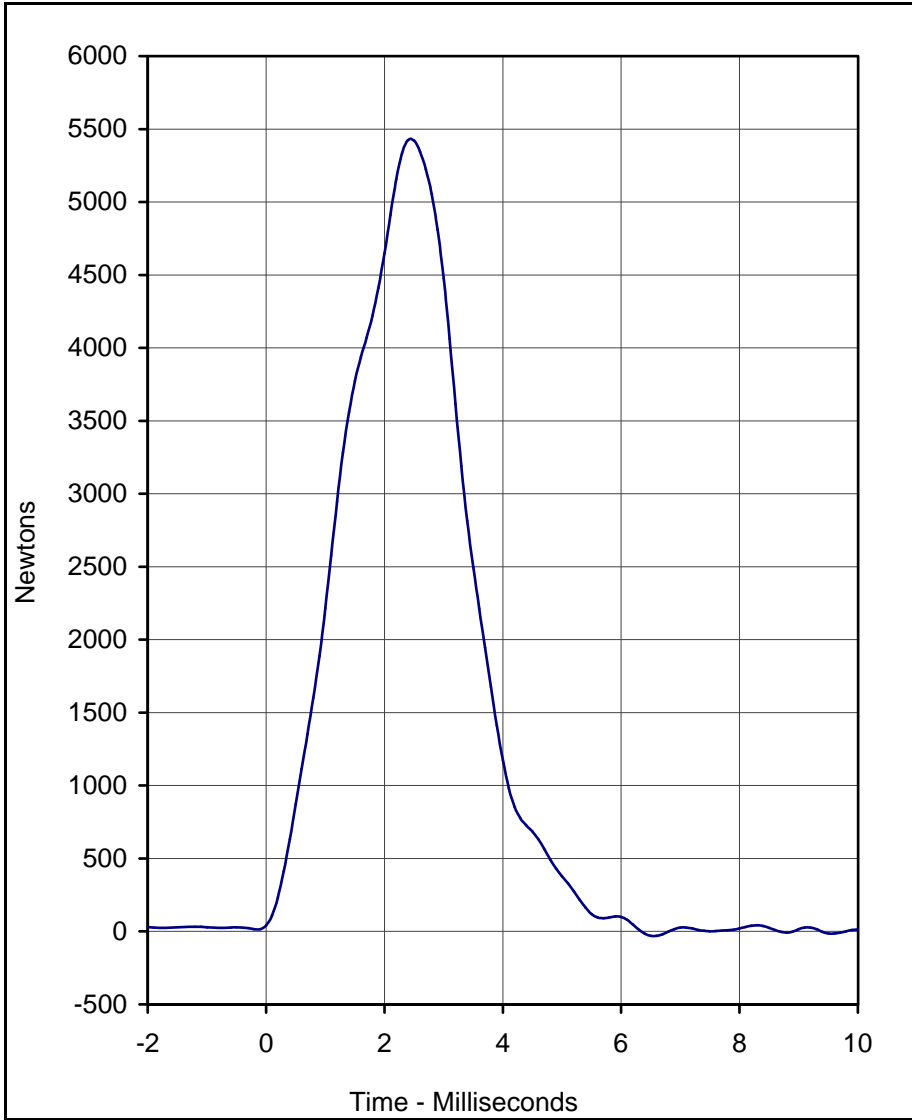
Laboratory Technician

June 4, 2002

Test Date

E-1

-KAR22001-16



Curve Description	Location	Test I.D.	CURNO	Type
Probe Force	Left Knee	I06AA	001	FIL

Curve Description	Location	Test I.D.	CURNO	Type
Probe Force	Right Knee	I06BB	002	FIL

Units	Max	Time	Min	Time	SAE Class
Newtons	5425.1	2.4	-30.8	6.6	600

Units	Max	Time	Min	Time	SAE Class
Newtons	5185.5	2.7	-15.2	7.8	600

Test Program: Hybrid III 50th Percentile Male Knee Impact Test
 Test Date: 6/4/02

A.T.D. Serial No.: 034





Calibration Data Sheet Hybrid III 50th Percentile Male Head Drop Test

ATD Serial No.: 034

Test I.D.: HD05D

Tested Parameter	Units	Specification	Result	Pass/Fail
Laboratory Temperature	°C	18.9 to 25.6	21.1	Pass
Laboratory Relative Humidity	%	10 to 70	30	Pass
Peak Resultant Acceleration	G's	225.0 to 275.0	238.0	Pass
Peak Lateral Acceleration	G's	≤15.0	10.7	Pass
Is Acceleration Unimodal?	Yes/No	Yes	Yes	Pass
Overall Test Results				Pass

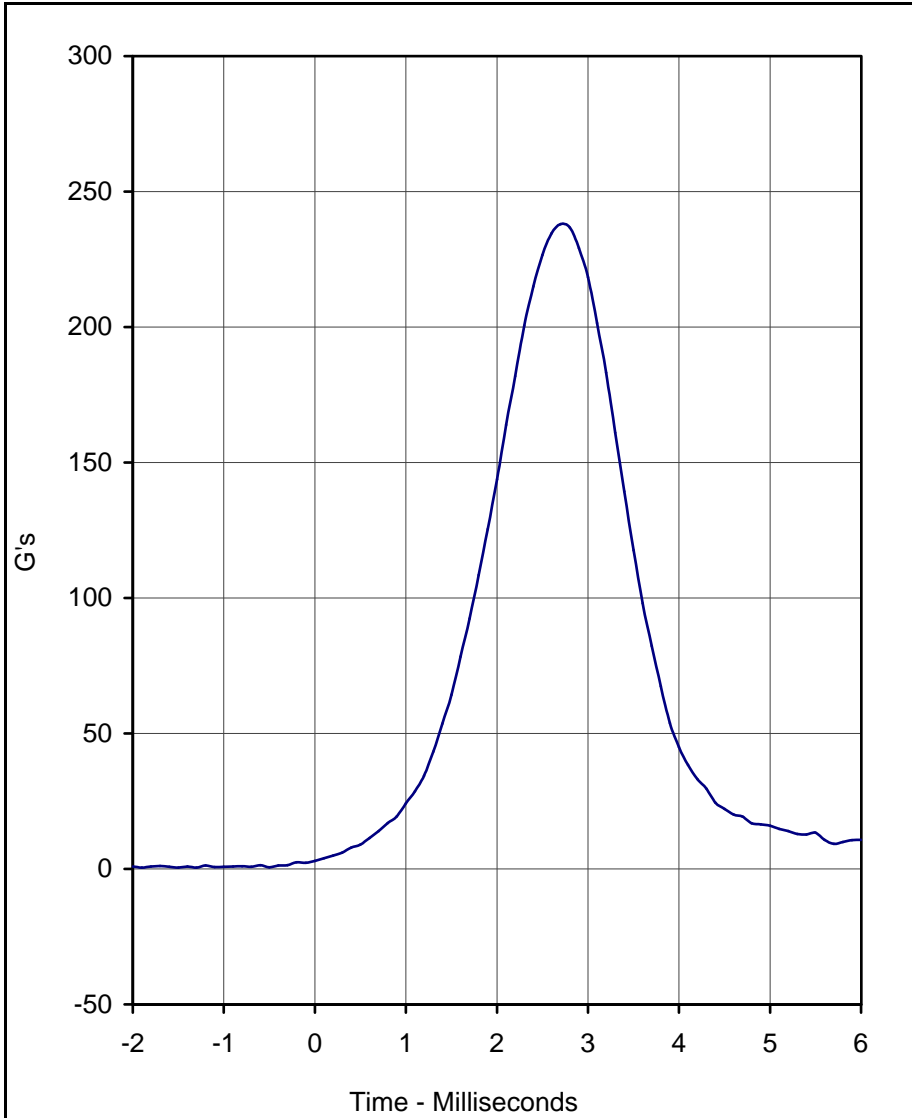
E-3

KAR22001-16

Laboratory Technician

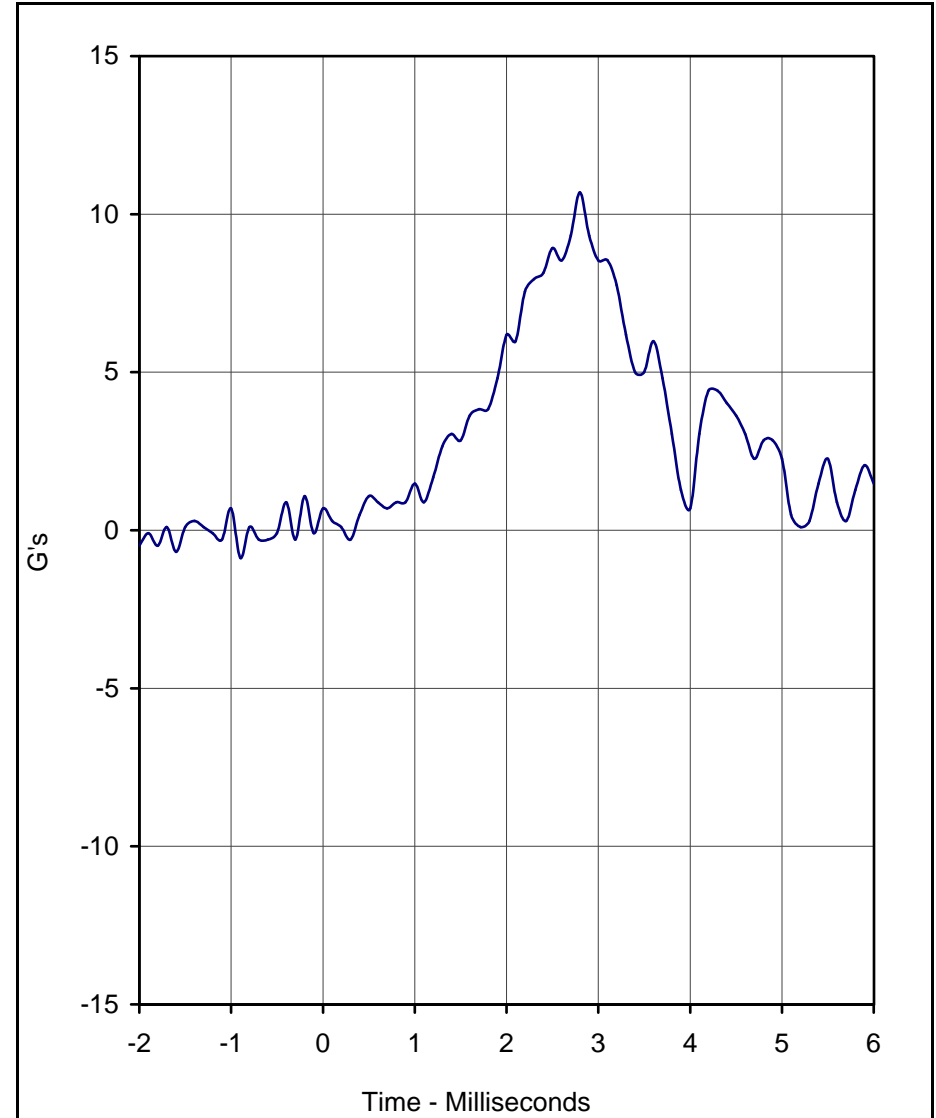
June 4, 2002

Test Date



Curve Description	CURNO	Type
Head Resultant	001	RES

Units	Max	Time	Min	Time	SAE Class
G's	238.0	2.7	0.5	-1.5	1000



Curve Description	CURNO	Type
Head Y	002	FIL

Units	Max	Time	Min	Time	SAE Class
G's	10.7	2.8	-0.9	-0.9	1000

Test Program: Hybrid III 50th Percentile Male Head Drop Test
 Test Date: 6/4/02

A.T.D. Serial No.: 034
 Test I.D.: HD05D





Calibration Data Sheet Hybrid III 50th Percentile Male Thorax Impact Test

ATD Serial No.: 034

Test I.D.: CH06B

Tested Parameter	Units	Specification	Result	Pass/Fail
Laboratory Temperature	°C	20.6 to 22.2	21.1	Pass
Laboratory Relative Humidity	%	10 to 70	30	Pass
Probe Velocity	m/s	6.58 to 6.82	6.76	Pass
Peak Probe Force	Newtons	5159 to 5893	5376	Pass
Peak Sternum Displacement	CM	6.35 to 7.26	7.14	Pass
Internal Hysteresis	%	69 to 85	74.8	Pass
Overall Test Results				Pass

E-5

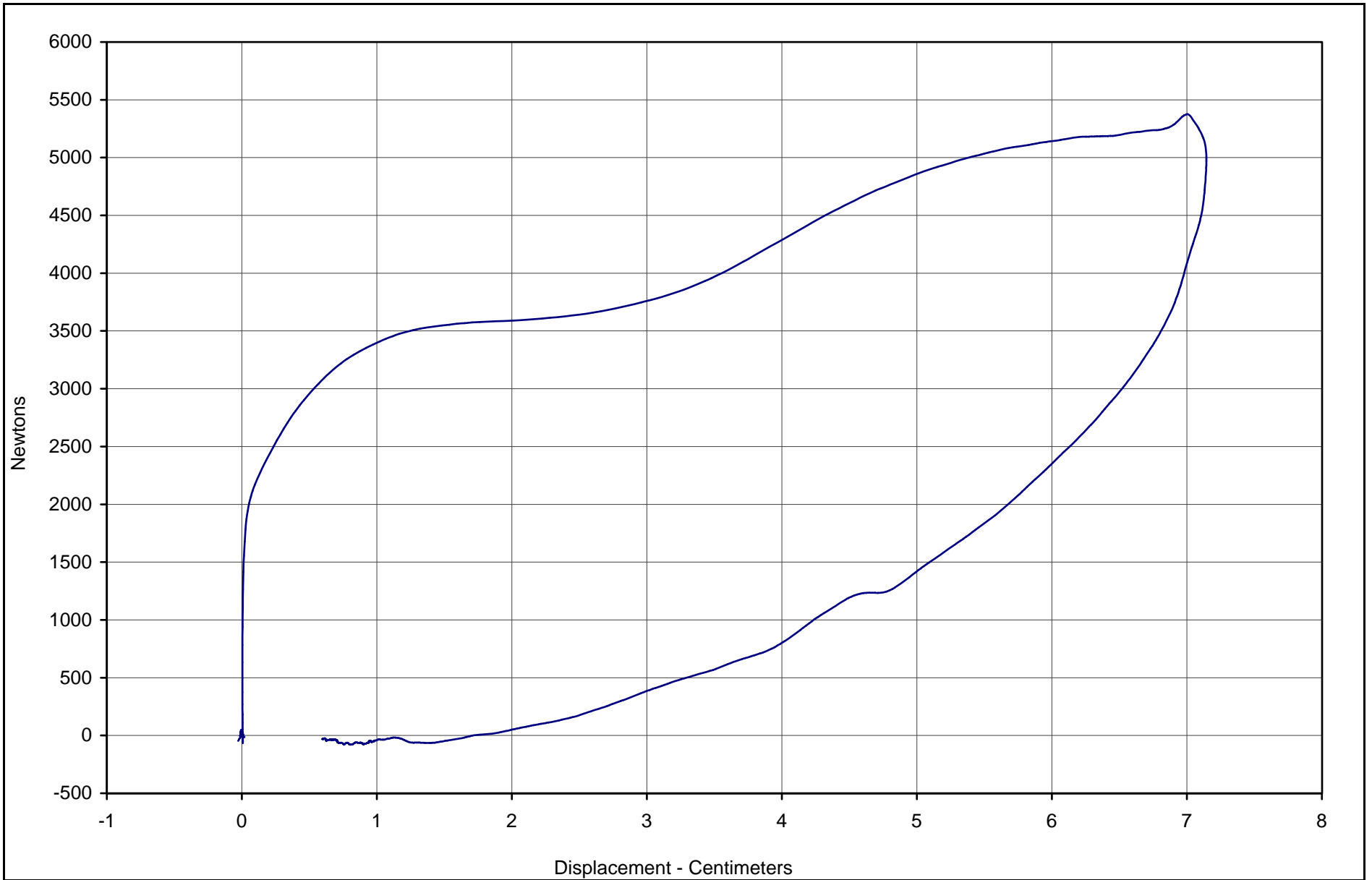
KAR22001-16

Laboratory Technician

June 4, 2002

Test Date

E-6



KAR22001-16

Curve Description	CURNO	Type	Hysteresis	Peak Chest Displ.	Peak Probe Force	SAE Class
Probe Force vs. Chest Displacement	001	FIL	74.8	7.14	5375.7	180



Test Program: Hybrid III 50th Percentile Male Thorax Impact

A.T.D. Serial No.: 034

Test Date: 6/4/02

Test I.D.: CH06B



Calibration Data Sheet Hybrid III 50th Percentile Male Neck Flexion Test

ATD Serial No.: 034

Test I.D.: NF06A

Tested Parameter		Units	Specification	Result	Pass/Fail
Laboratory Temperature		°C	20.6 to 22.2	21.1	Pass
Laboratory Relative Humidity		%	10 to 70	30	Pass
Pendulum Velocity		m/s	6.89 to 7.13	7.05	Pass
Pendulum Deceleration	10 Msec.	G's	22.5 to 27.5	23.2	Pass
	20 Msec.	G's	17.6 to 22.6	19.4	Pass
	30 Msec.	G's	12.5 to 18.5	14.8	Pass
Peak Pendulum Decel. after 30 Msec.		G's	≤ 29.0	14.8	Pass
Deceleration Decay, Time to Cross 5 G's		Msec.	34.0 to 42.0	40.7	Pass
Maximum "D" Plane Rotation	Maximum	Degrees	64.0 to 78.0	72.8	Pass
	Time	Msec.	57.0 to 64.0	58.4	Pass
"D" Plane Rotation Decay, Time To Zero Crossing		Msec.	113.0 to 128.0	114.7	Pass
Moment About Occipital Condyle	Maximum	Nm	84.1 to 108.5	93.6	Pass
	Time	Msec.	47.0 to 58.0	52.6	Pass
Positive Moment Decay, Time To Zero Crossing		Msec.	97.0 to 107.0	99.8	Pass
Overall Test Results					Pass

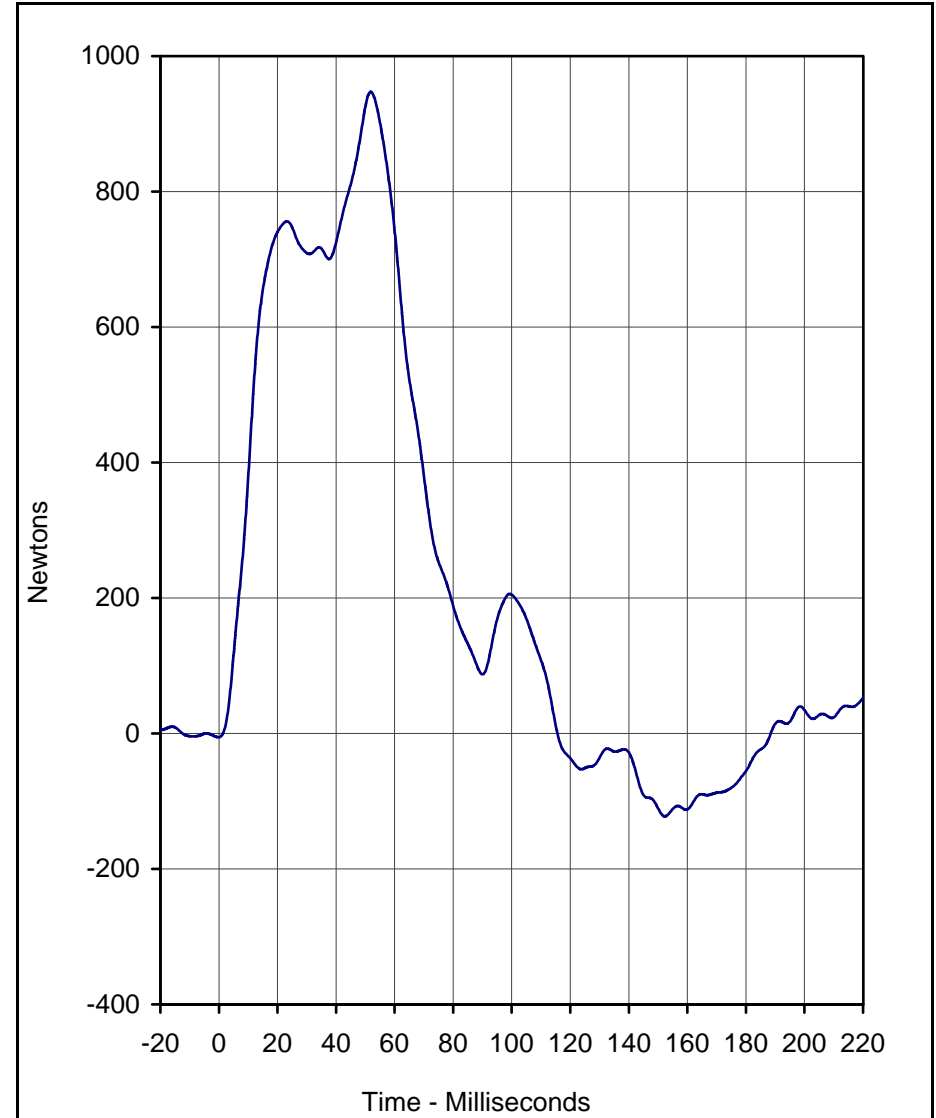
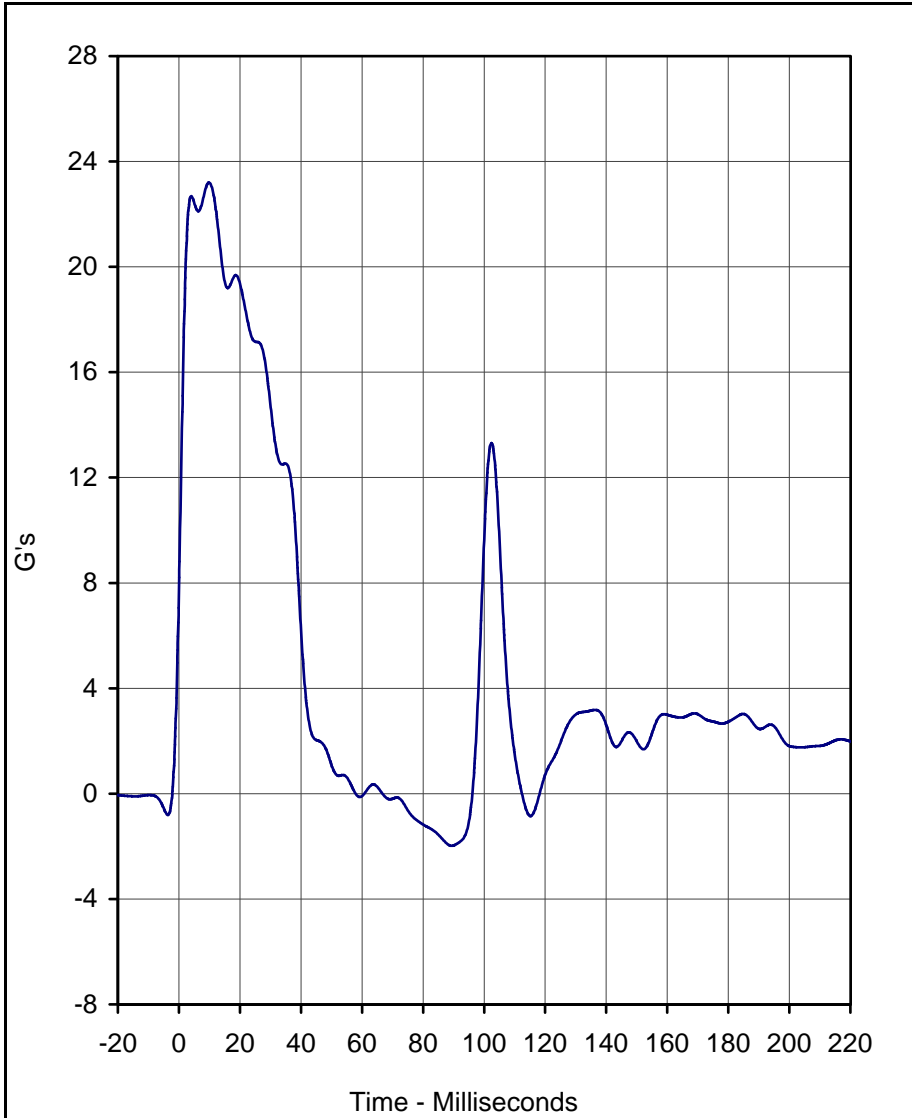
Laboratory Technician

June 5, 2002

Test Date

E-7

KAR22001-16



Curve Description	CURNO	Type
Pendulum Deceleration	001	FIL

Curve Description	CURNO	Type
Neck Force X	002	FIL

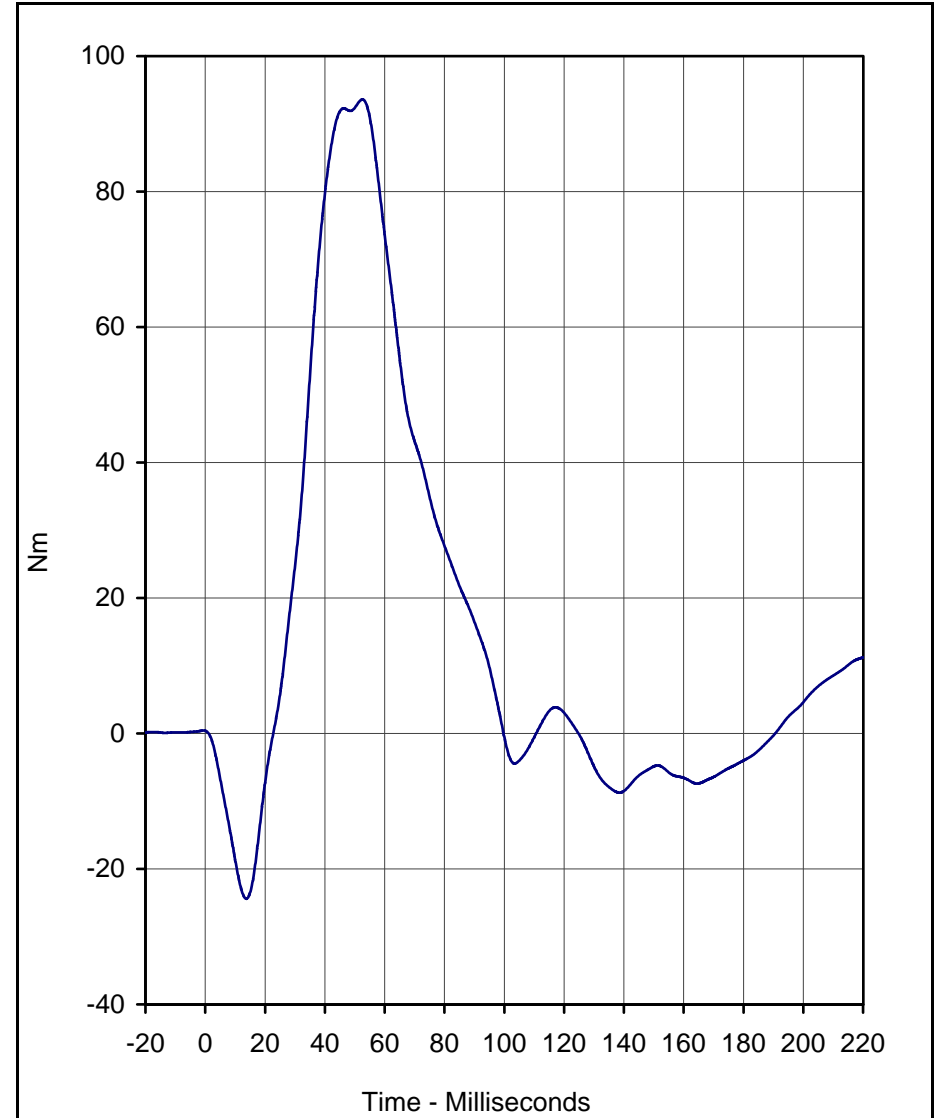
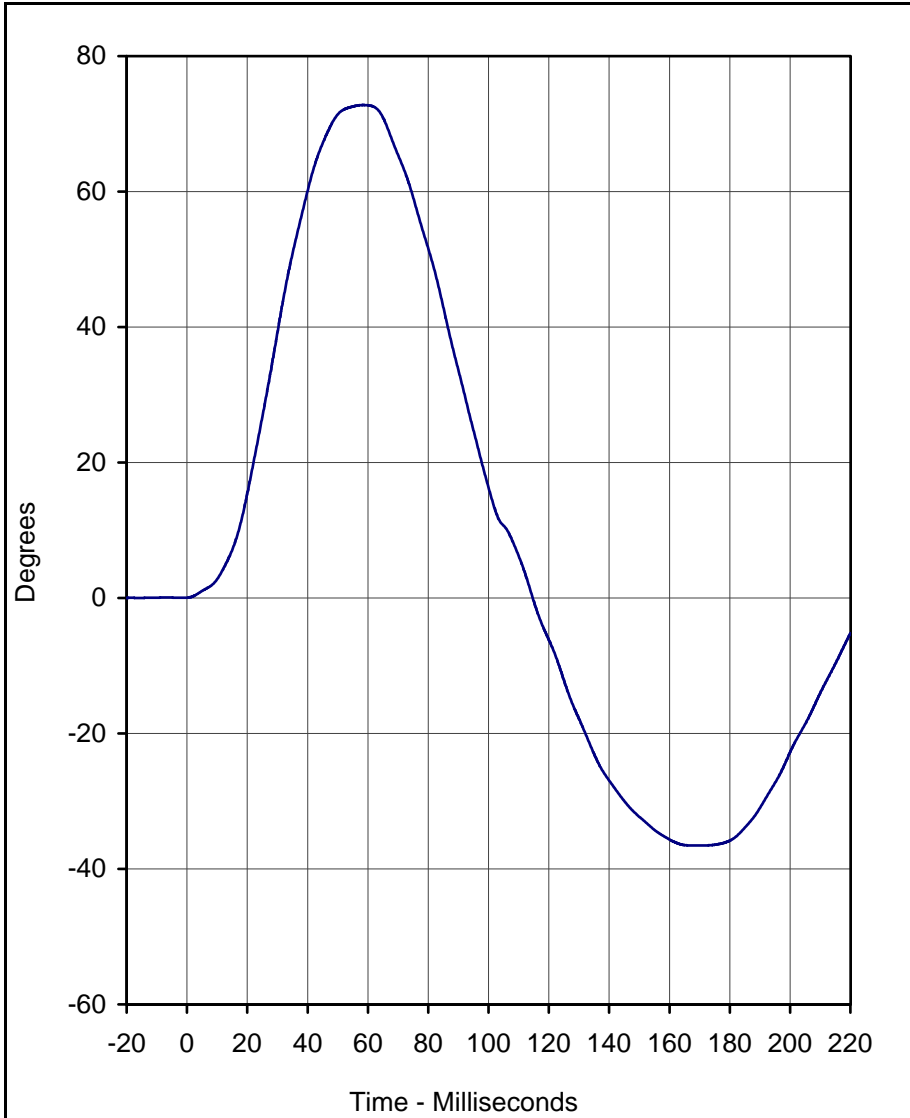
Units	Max	Time	Min	Time	SAE Class
G's	23.2	9.8	-2.0	89.4	60

Units	Max	Time	Min	Time	SAE Class
Newtons	947.2	51.9	-122.4	152.3	60

Test Program: Hybrid III 50th Percentile Male Neck Flexion Test
 Test Date: 6/5/02

A.T.D. Serial No.: 034
 Test I.D.: NF06A





Curve Description	CURNO	Type
"D" Plane Rotation	003	FIL

Curve Description	CURNO	Type
Moment About Occipital Condyle	004	FIL

Units	Max	Time	Min	Time	SAE Class
Degrees	72.8	58.4	-36.5	170.6	60

Units	Max	Time	Min	Time	SAE Class
Nm	93.6	52.6	-24.4	13.7	60

Test Program: Hybrid III 50th Percentile Male Neck Flexion Test
 Test Date: 6/5/02

A.T.D. Serial No.: 034
 Test I.D.: NF06A





Calibration Data Sheet Hybrid III 50th Percentile Male Neck Extension Test

ATD Serial No.: 034

Test I.D.: NE06B

Tested Parameter		Units	Specification	Result	Pass/Fail
Laboratory Temperature		°C	20.6 to 22.2	21.1	Pass
Laboratory Relative Humidity		%	10 to 70	30	Pass
Pendulum Velocity		m/s	5.94 to 6.19	6.07	Pass
Pendulum Deceleration	10 Msec.	G's	17.2 to 21.2	17.9	Pass
	20 Msec.	G's	14.0 to 19.0	17.7	Pass
	30 Msec.	G's	11.0 to 16.0	14.5	Pass
Peak Pendulum Decel. after 30 Msec.		G's	≤ 22.0	14.5	Pass
Deceleration Decay, Time to Cross 5 G's		Msec.	38.0 to 46.0	40.0	Pass
Maximum "D" Plane Rotation	Maximum	Degrees	81.0 to 106.0	94.6	Pass
	Time	Msec.	72.0 to 82.0	81.9	Pass
"D" Plane Rotation Decay, Time To Zero Crossing		Msec.	147.0 to 174.0	152.6	Pass
Moment About Occipital Condyle	Maximum	Nm	-52.9 to- 79.9	-74.7	Pass
	Time	Msec.	65.0 to 79.0	69.4	Pass
Positive Moment Decay, Time To Zero Crossing		Msec.	120.0 to 148.0	141.6	Pass
Overall Test Results					Pass

E-10

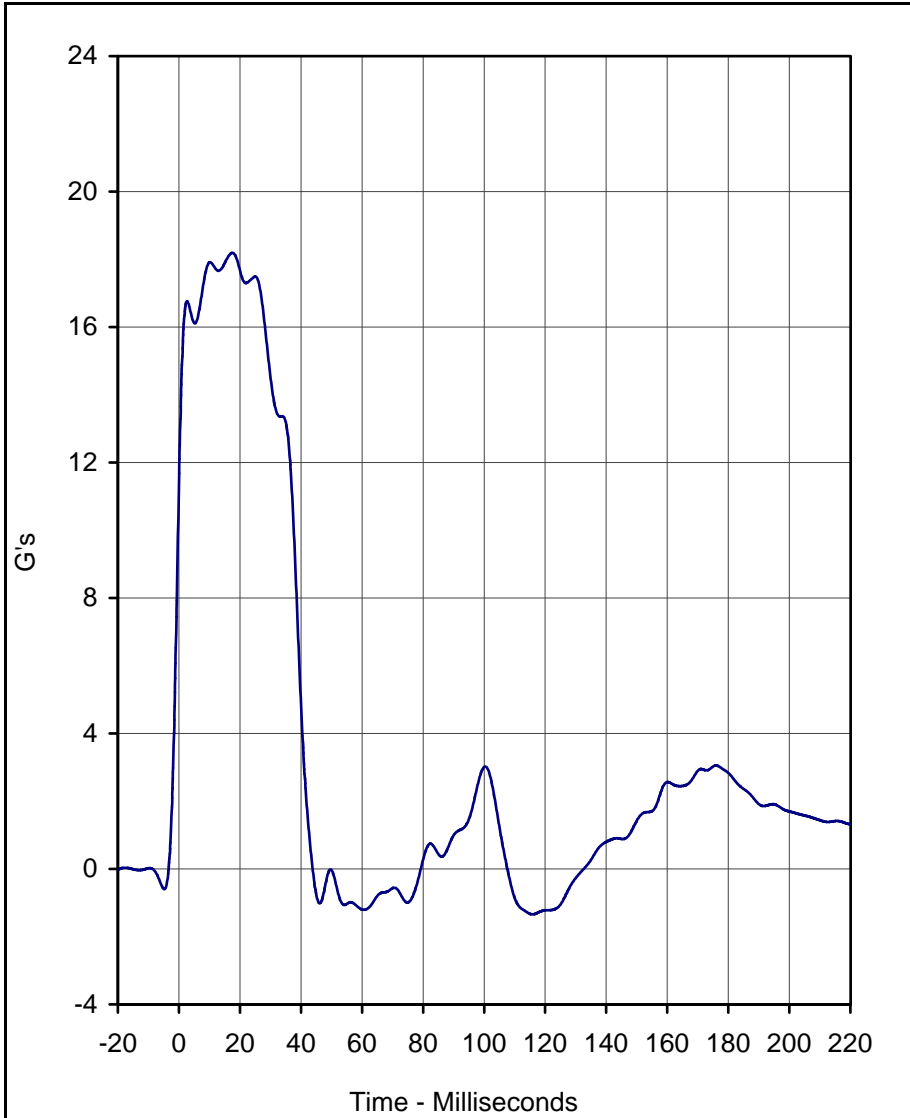
KAR22001-16

Laboratory Technician

June 5, 2002

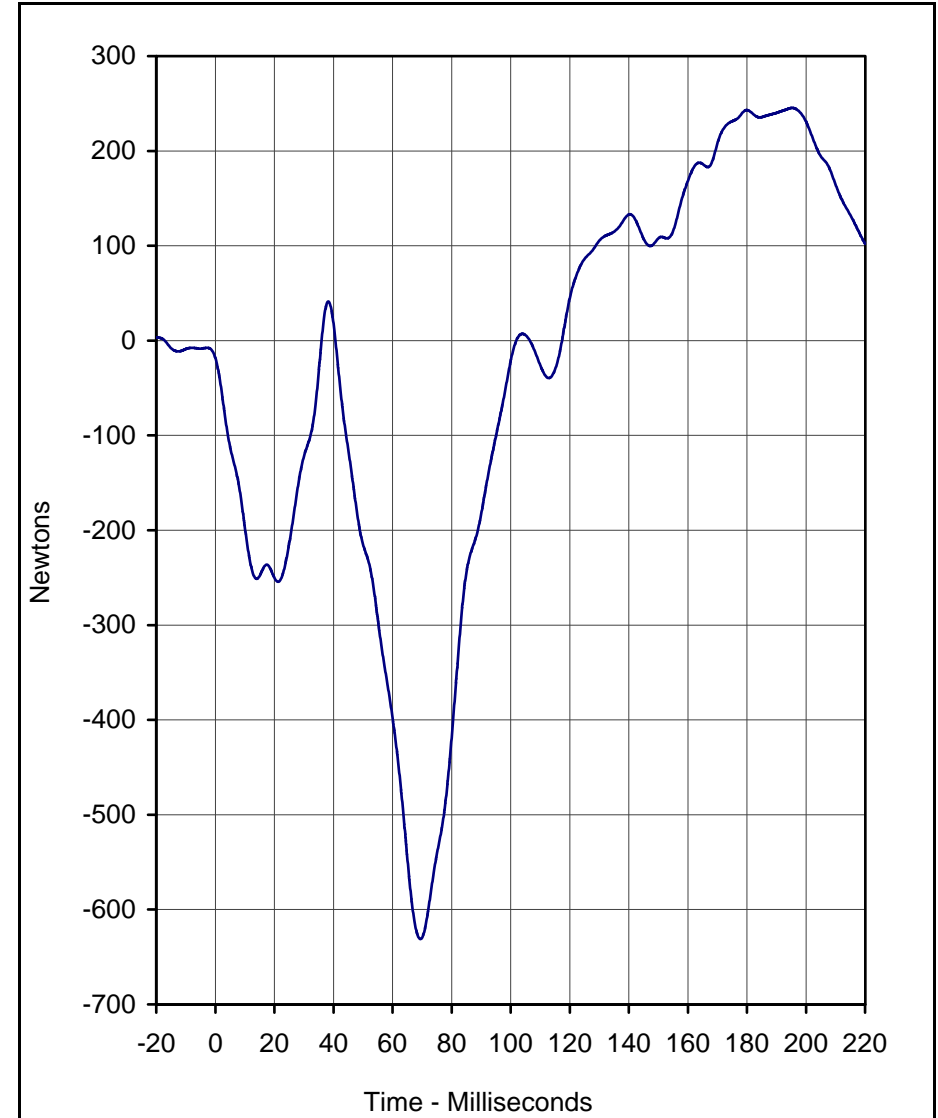
Test Date

E-11



Curve Description	CURNO	Type
Pendulum Deceleration	001	FIL

Units	Max	Time	Min	Time	SAE Class
G's	18.2	17.5	-1.3	115.8	60



Curve Description	CURNO	Type
Neck Force X	002	FIL

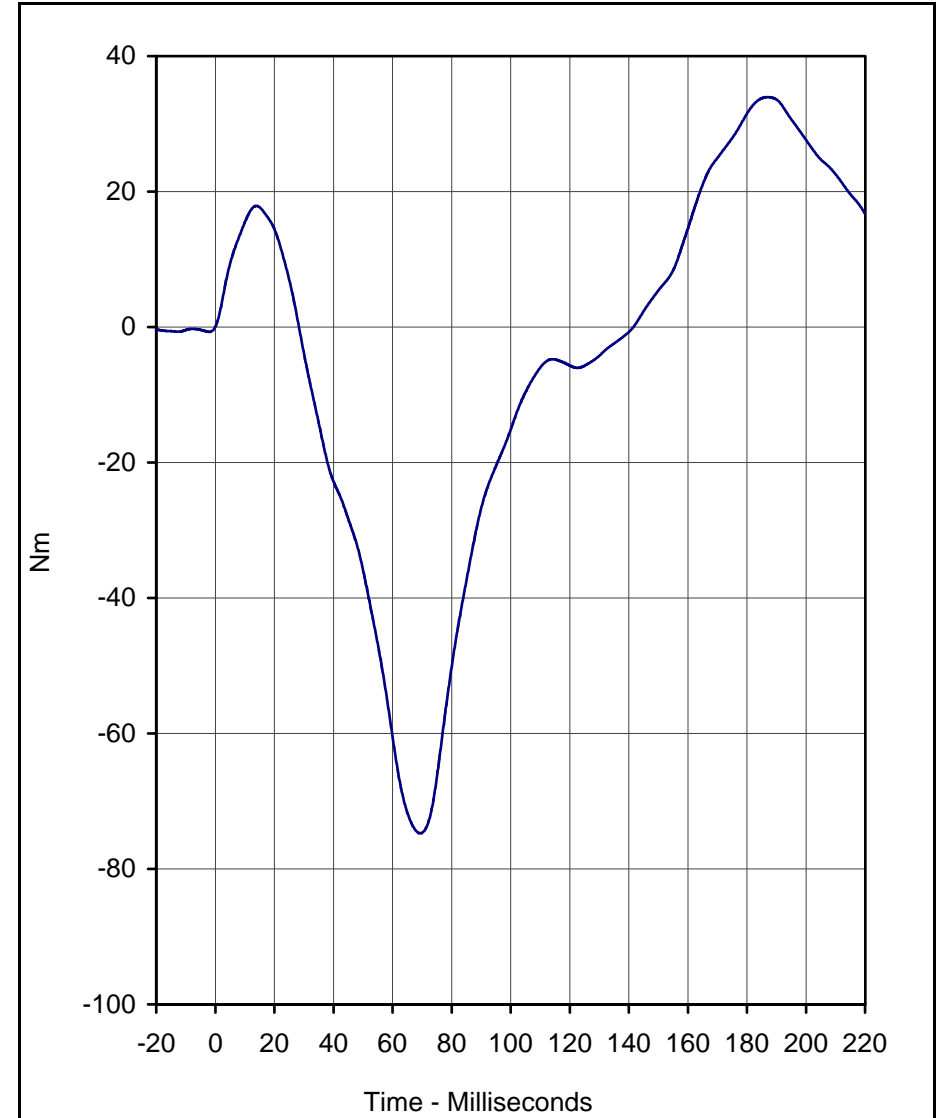
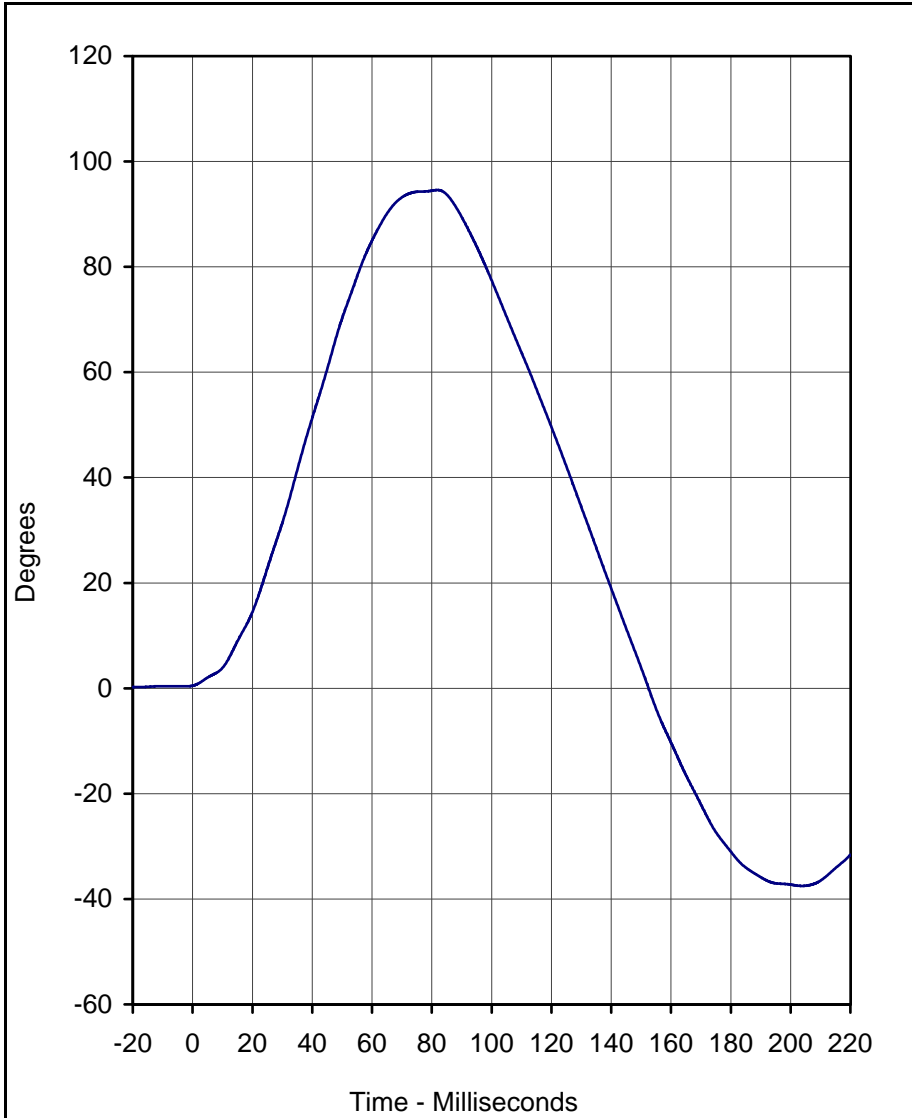
Units	Max	Time	Min	Time	SAE Class
Newtons	245.4	195.3	-631.2	69.4	60

Test Program: Hybrid III 50th Percentile Male Neck Extension Test
 Test Date: 6/5/02

A.T.D. Serial No.: 034
 Test I.D.: NE06B



KAR22001-16



Curve Description	CURNO	Type
"D" Plane Rotation	003	FIL

Curve Description	CURNO	Type
Moment About Occipital Condyle	004	FIL

Units	Max	Time	Min	Time	SAE Class
Degrees	94.6	81.9	-37.5	203.9	60

Units	Max	Time	Min	Time	SAE Class
Nm	33.9	187.0	-74.7	69.4	60

Test Program: Hybrid III 50th Percentile Male Neck Extension Test
 Test Date: 6/5/02

A.T.D. Serial No.: 034
 Test I.D.: NE06B





Calibration Data Sheet Hybrid III 50th Percentile Male External Measurements

ATD Serial No.: 034

Tested Parameter	Units	Specification	Result	Pass/Fail
Laboratory Temperature	°C	20.6 to 22.2	21.1	Pass
Laboratory Relative Humidity	%	10 to 70	30	Pass
A - Total sitting height	mm	879 to 889	880	Pass
B - Shoulder pivot height	mm	505 to 521	515	Pass
C - "H" point height	mm	84 to 89	85	Pass
D - "H" point from seat back	mm	135 to 140	135	Pass
E - Shoulder pivot from back	mm	84 to 94	90	Pass
F - Thigh clearance	mm	140 to 155	145	Pass
G - Elbow back to wrist pivot	mm	290 to 305	300	Pass
H - Skull cap to back line	mm	41 to 46	45	Pass
I - Shoulder to elbow length	mm	330 to 345	340	Pass
J - Elbow rest height	mm	190 to 211	210	Pass
K - Buttock to knee length	mm	579 to 604	600	Pass
L - Popliteal length	mm	429 to 455	445	Pass
M - Knee pivot height	mm	485 to 500	495	Pass
N - Buttock popliteal length	mm	452 to 477	470	Pass
O - Chest depth	mm	213 to 229	225	Pass
P - Foot length	mm	251 to 267	260	Pass
V - Shoulder breadth	mm	422 to 437	430	Pass
W - Foot breadth	mm	91 to 107	100	Pass
Y - Chest circumference	mm	970 to 1001	990	Pass
Z - Waist circumference	mm	836 to 866	865	Pass
AA - Location for chest circumference	mm	429 to 434	430	Pass
BB - Location for waist circumference	mm	226 to 231	230	Pass
Overall Test Results				Pass

Laboratory Technician

June 5, 2002

Test Date



Calibration Data Sheet Hybrid III 50th Percentile Male Knee Impact Test

ATD Serial No.: 035

Location: Left Knee

Test I.D.: I06CC

Tested Parameter	Units	Specification	Result	Pass/Fail
Laboratory Temperature	°C	18.9 to 25.6	21.1	Pass
Laboratory Relative Humidity	%	10 to 70	30	Pass
Pendulum Velocity at T=0	m/sec	2.07 to 2.13	2.09	Pass
Peak Probe Force	N	4715 to 5782	5432	Pass
Overall Test Results				Pass

ATD Serial No.: 035

Location: Right Knee

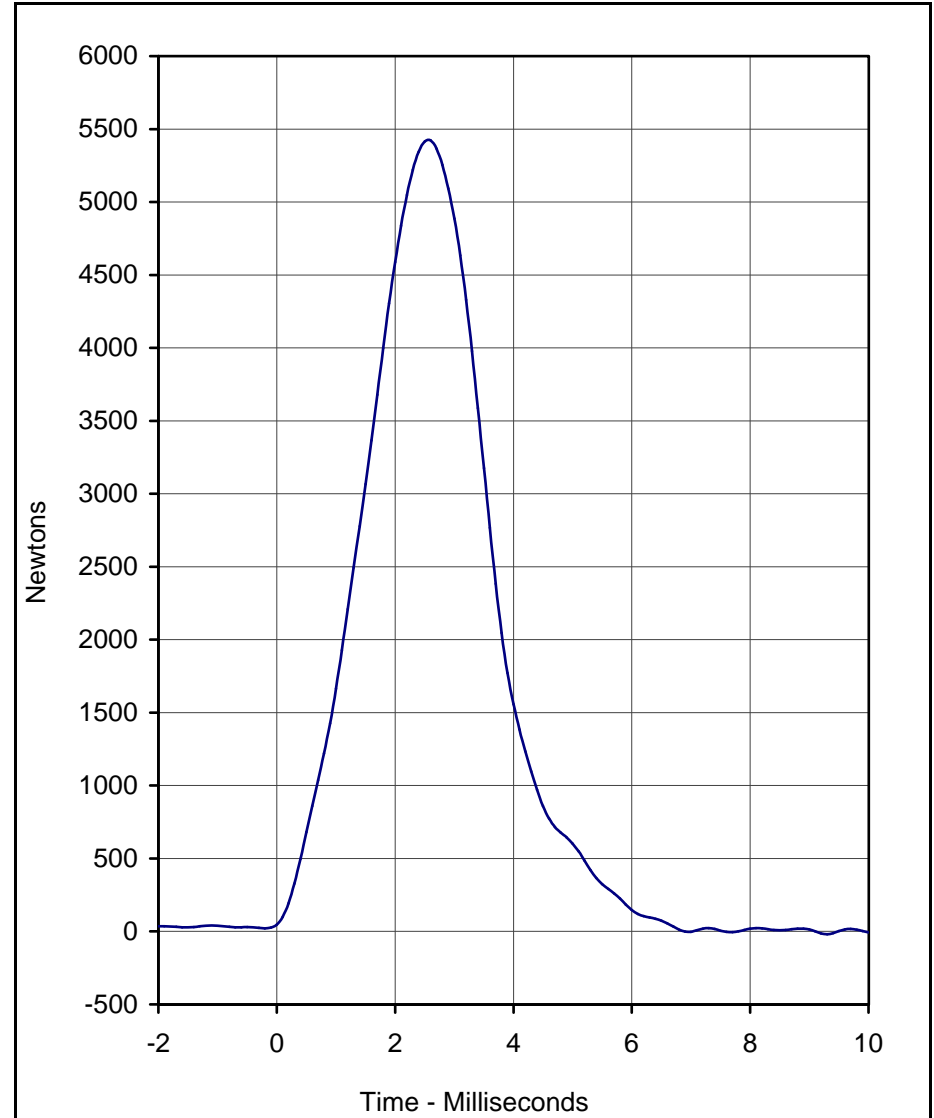
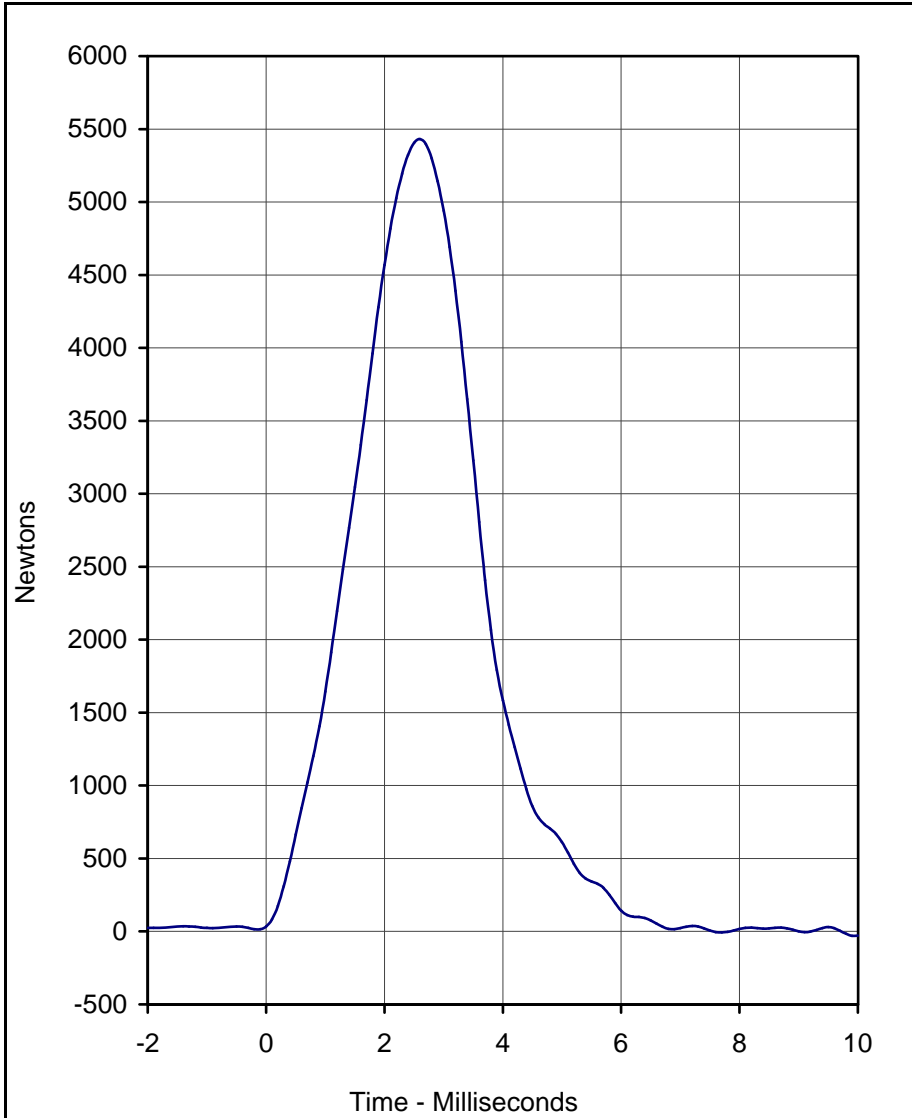
Test I.D.: I06DD

Tested Parameter	Units	Specification	Result	Pass/Fail
Laboratory Temperature	°C	18.9 to 25.6	21.1	Pass
Laboratory Relative Humidity	%	10 to 70	30	Pass
Pendulum Velocity at T=0	m/sec	2.07 to 2.13	2.10	Pass
Peak Probe Force	N	4715 to 5782	5422	Pass
Overall Test Results				Pass

Laboratory Technician

June 4, 2002

Test Date



Curve Description	Location	Test I.D.	CURNO	Type
Probe Force	Left Knee	I06CC	001	FIL

Curve Description	Location	Test I.D.	CURNO	Type
Probe Force	Right Knee	I06DD	002	FIL

Units	Max	Time	Min	Time	SAE Class
Newtons	5432.3	2.6	-30.7	9.9	600

Units	Max	Time	Min	Time	SAE Class
Newtons	5421.5	2.6	-19.2	9.3	600

Test Program: Hybrid III 50th Percentile Male Knee Impact Test
 Test Date: 6/4/02

A.T.D. Serial No.: 035





Calibration Data Sheet Hybrid III 50th Percentile Male Head Drop Test

ATD Serial No.: 035

Test I.D.: HD10D

Tested Parameter	Units	Specification	Result	Pass/Fail
Laboratory Temperature	°C	18.9 to 25.6	21.1	Pass
Laboratory Relative Humidity	%	10 to 70	30	Pass
Peak Resultant Acceleration	G's	225.0 to 275.0	242.9	Pass
Peak Lateral Acceleration	G's	≤15.0	6.0	Pass
Is Acceleration Unimodal?	Yes/No	Yes	Yes	Pass
Overall Test Results				Pass

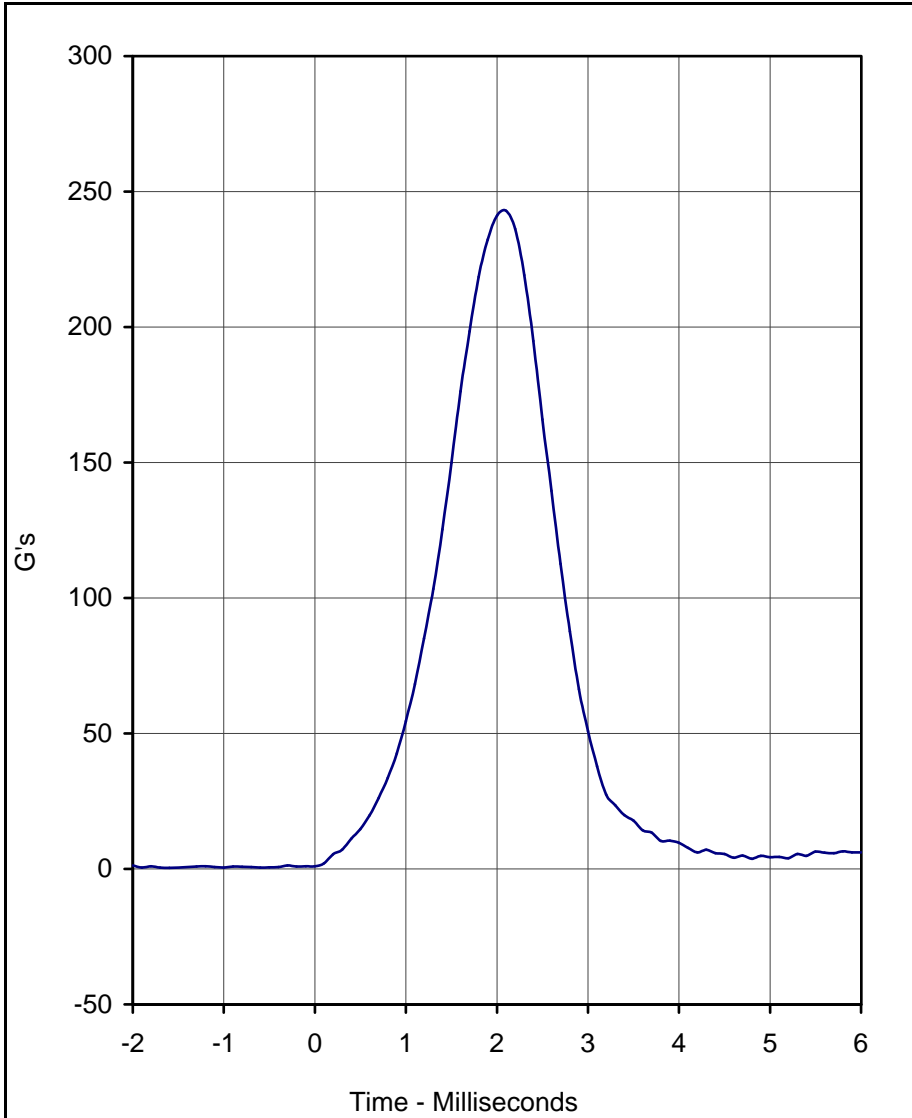
E-16

KAR22001-16

Laboratory Technician

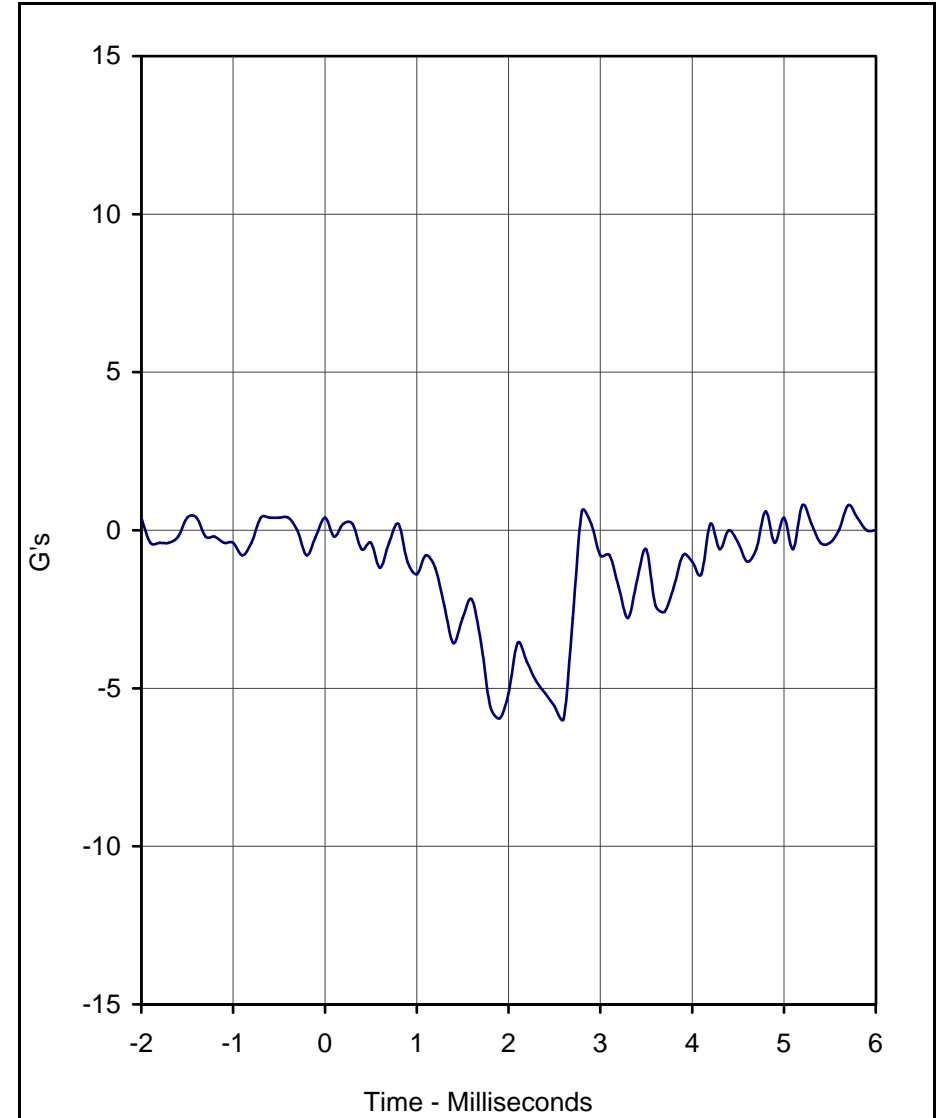
June 4, 2002

Test Date



Curve Description	CURNO	Type
Head Resultant	001	RES

Units	Max	Time	Min	Time	SAE Class
G's	242.9	2.1	0.4	-1.6	1000



Curve Description	CURNO	Type
Head Y	002	FIL

Units	Max	Time	Min	Time	SAE Class
G's	0.8	5.2	-6.0	1.9	1000

Test Program: Hybrid III 50th Percentile Male Head Drop Test
 Test Date: 6/4/02

A.T.D. Serial No.: 035
 Test I.D.: HD10D





Calibration Data Sheet Hybrid III 50th Percentile Male Thorax Impact Test

ATD Serial No.: 035

Test I.D.: CH06A

Tested Parameter	Units	Specification	Result	Pass/Fail
Laboratory Temperature	°C	20.6 to 22.2	21.1	Pass
Laboratory Relative Humidity	%	10 to 70	30	Pass
Probe Velocity	m/s	6.58 to 6.82	6.77	Pass
Peak Probe Force	Newtons	5159 to 5893	5603	Pass
Peak Sternum Displacement	CM	6.35 to 7.26	7.10	Pass
Internal Hysteresis	%	69 to 85	76.3	Pass
Overall Test Results				Pass

E-18

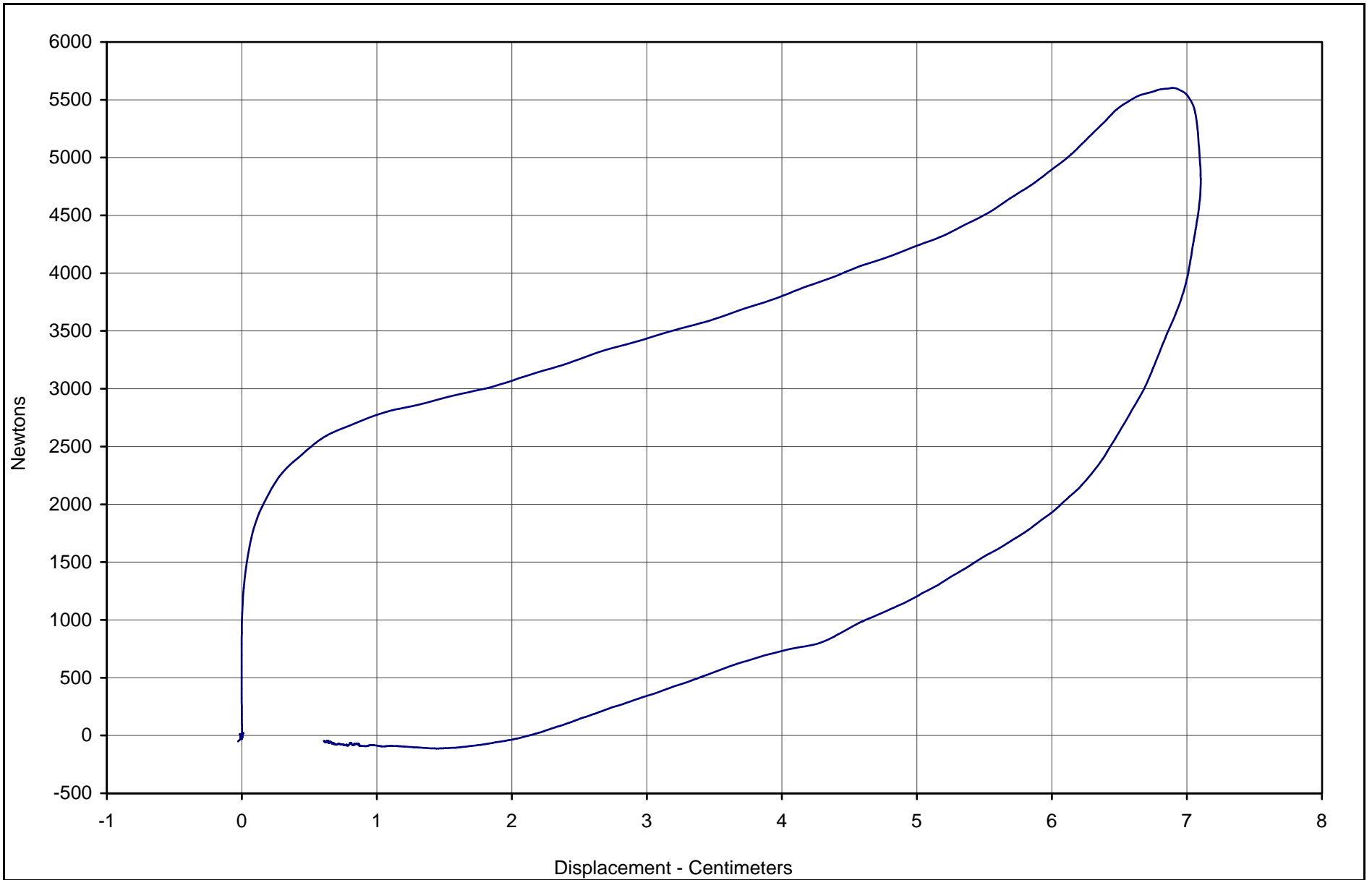
KAR22001-16

Laboratory Technician

June 4, 2002

Test Date

E-19



KAR22001-16

Curve Description	CURNO	Type	Hysteresis	Peak Chest Displ.	Peak Probe Force	SAE Class
Probe Force vs. Chest Displacement	001	FIL	76.3	7.10	5602.8	180



Test Program: Hybrid III 50th Percentile Male Thorax Impact

A.T.D. Serial No.: 035

Test Date: 6/4/02

Test I.D.: CH06A



Calibration Data Sheet Hybrid III 50th Percentile Male Neck Flexion Test

ATD Serial No.: 035

Test I.D.: NF06B

Tested Parameter		Units	Specification	Result	Pass/Fail
Laboratory Temperature		°C	20.6 to 22.2	21.1	Pass
Laboratory Relative Humidity		%	10 to 70	30	Pass
Pendulum Velocity		m/s	6.89 to 7.13	6.98	Pass
Pendulum Deceleration	10 Msec.	G's	22.5 to 27.5	23.0	Pass
	20 Msec.	G's	17.6 to 22.6	20.7	Pass
	30 Msec.	G's	12.5 to 18.5	12.7	Pass
Peak Pendulum Decel. after 30 Msec.		G's	≤ 29.0	12.7	Pass
Deceleration Decay, Time to Cross 5 G's		Msec.	34.0 to 42.0	37.9	Pass
Maximum "D" Plane Rotation	Maximum	Degrees	64.0 to 78.0	64.2	Pass
	Time	Msec.	57.0 to 64.0	63.9	Pass
"D" Plane Rotation Decay, Time To Zero Crossing		Msec.	113.0 to 128.0	122.8	Pass
Moment About Occipital Condyle	Maximum	Nm	84.1 to 108.5	86.8	Pass
	Time	Msec.	47.0 to 58.0	57.9	Pass
Positive Moment Decay, Time To Zero Crossing		Msec.	97.0 to 107.0	102.0	Pass
Overall Test Results					Pass

Laboratory Technician

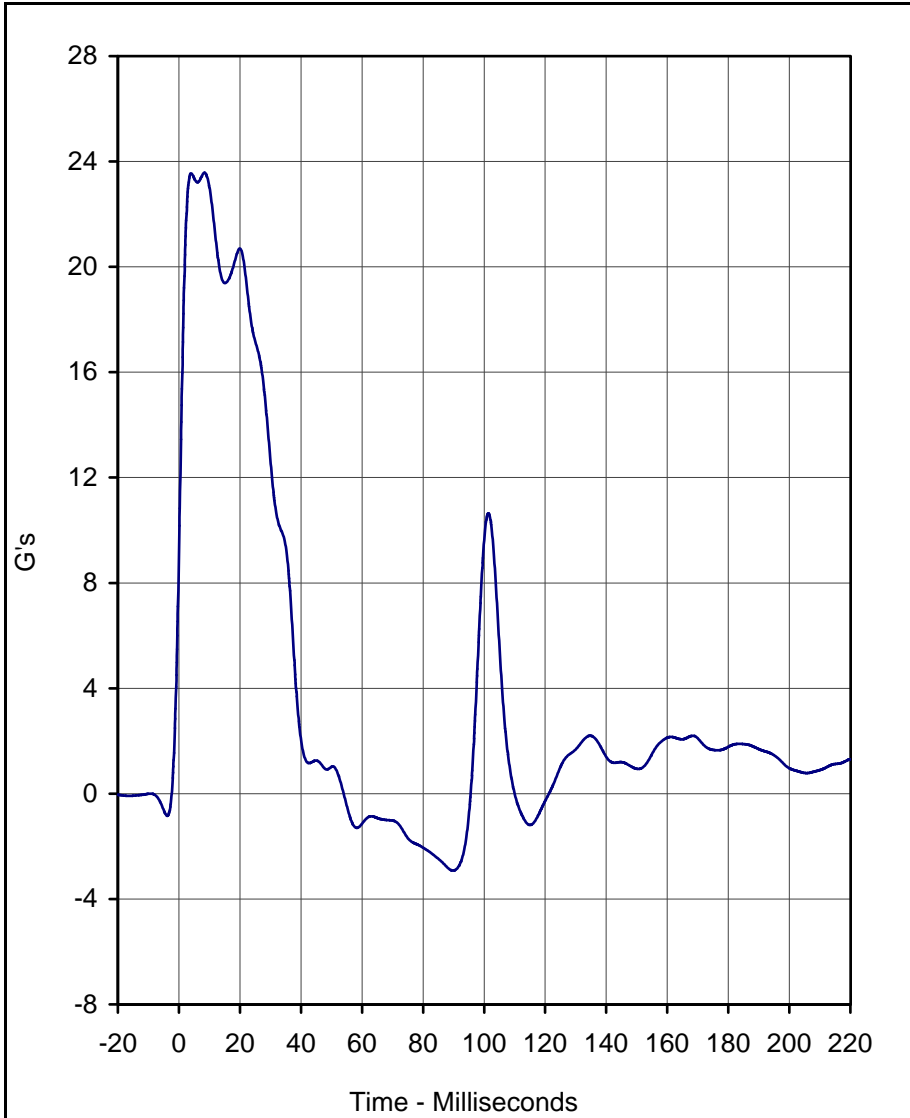
June 5, 2002

Test Date

E-20

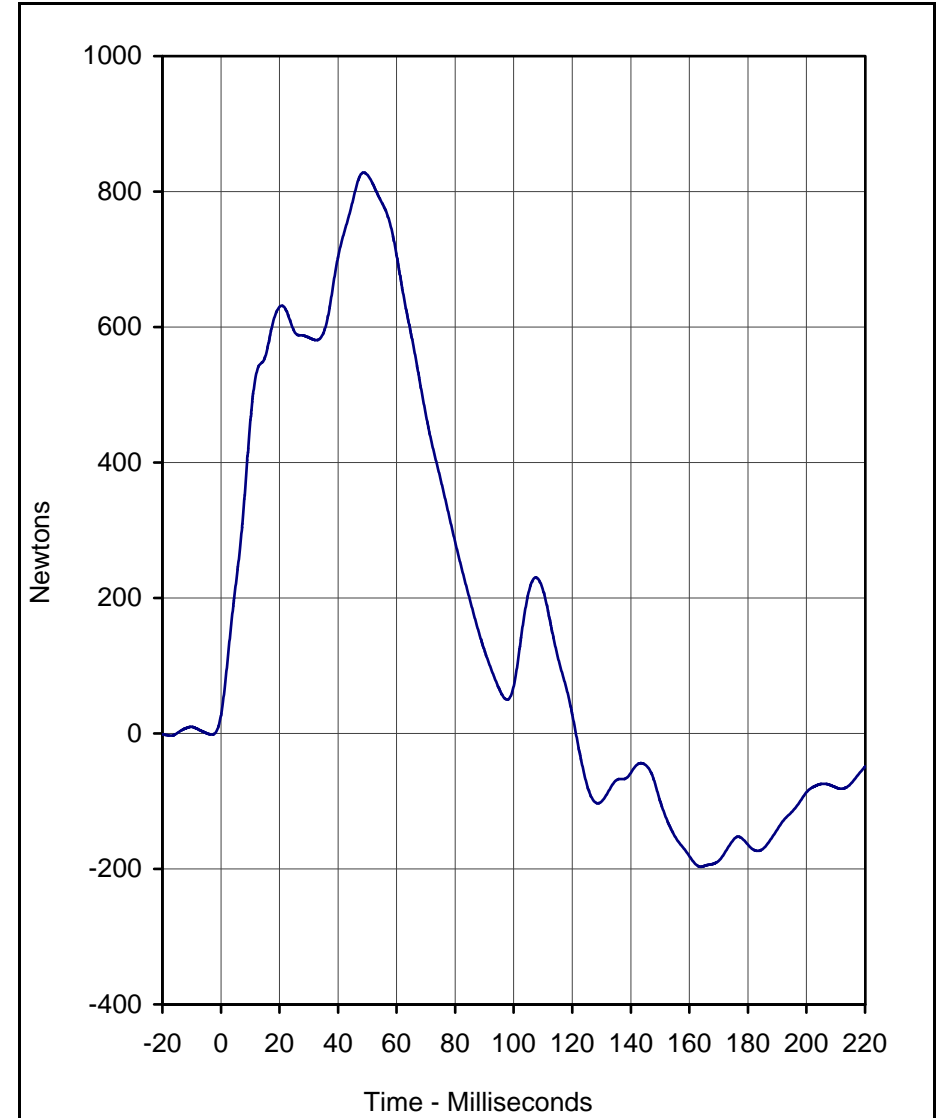
KAR22001-16

E-21



Curve Description	CURNO	Type
Pendulum Deceleration	001	FIL

Units	Max	Time	Min	Time	SAE Class
G's	23.6	8.4	-2.9	89.8	60



Curve Description	CURNO	Type
Neck Force X	002	FIL

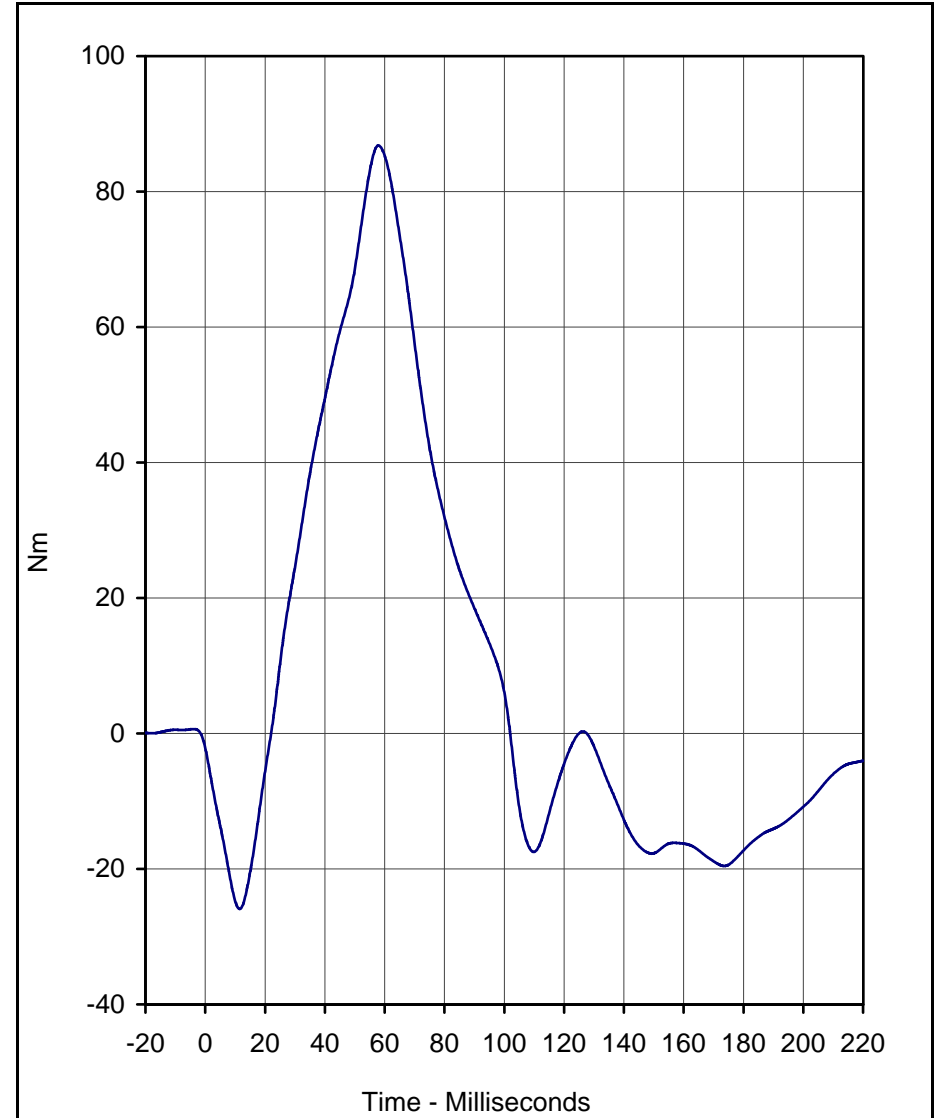
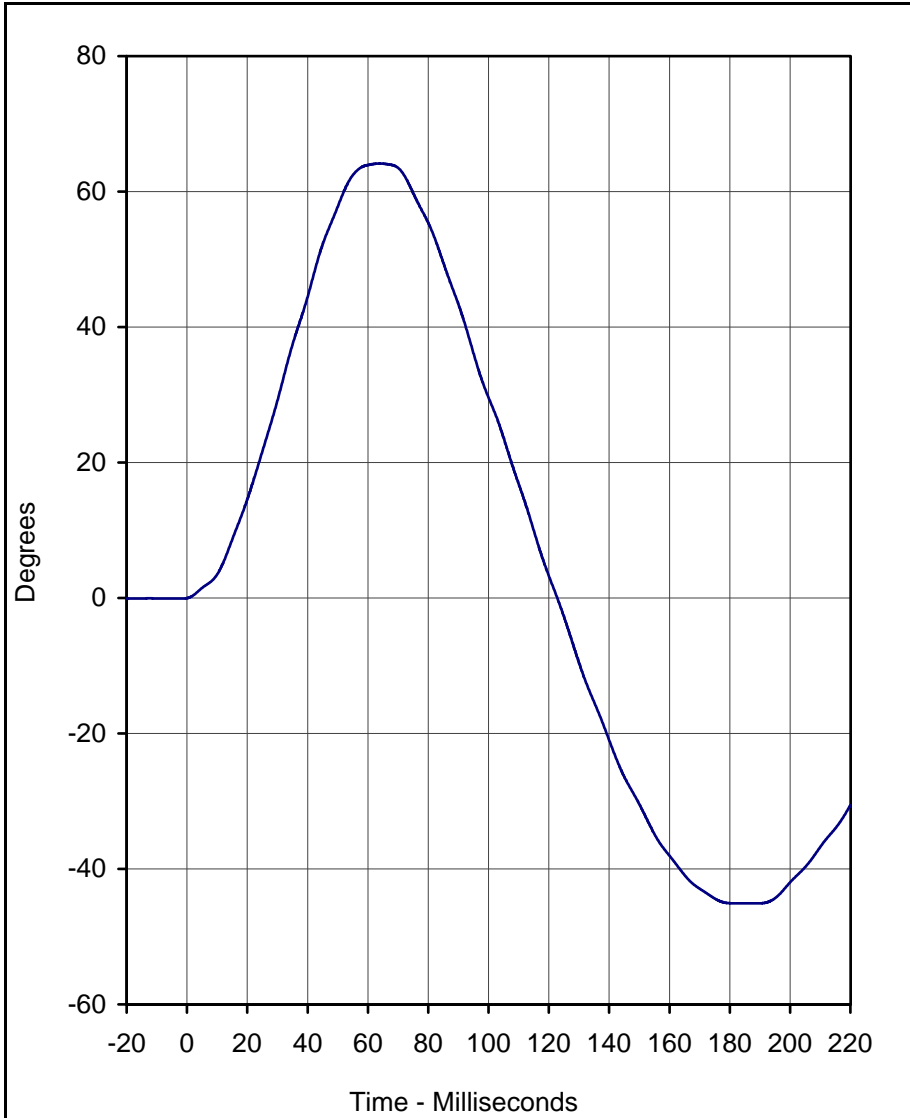
Units	Max	Time	Min	Time	SAE Class
Newtons	827.9	48.7	-196.8	163.9	60

Test Program: Hybrid III 50th Percentile Male Neck Flexion Test
 Test Date: 6/5/02

A.T.D. Serial No.: 035
 Test I.D.: NF06B



KAR22001-16



Curve Description	CURNO	Type
"D" Plane Rotation	003	FIL

Curve Description	CURNO	Type
Moment About Occipital Condyle	004	FIL

Units	Max	Time	Min	Time	SAE Class
Degrees	64.2	63.9	-45.1	189.2	60

Units	Max	Time	Min	Time	SAE Class
Nm	86.8	57.9	-25.9	11.5	60

Test Program: Hybrid III 50th Percentile Male Neck Flexion Test
 Test Date: 6/5/02

A.T.D. Serial No.: 035
 Test I.D.: NF06B





Calibration Data Sheet Hybrid III 50th Percentile Male Neck Extension Test

ATD Serial No.: 035

Test I.D.: NE06A

Tested Parameter		Units	Specification	Result	Pass/Fail
Laboratory Temperature		°C	20.6 to 22.2	21.1	Pass
Laboratory Relative Humidity		%	10 to 70	30	Pass
Pendulum Velocity		m/s	5.94 to 6.19	6.13	Pass
Pendulum Deceleration	10 Msec.	G's	17.2 to 21.2	20.1	Pass
	20 Msec.	G's	14.0 to 19.0	18.1	Pass
	30 Msec.	G's	11.0 to 16.0	15.0	Pass
Peak Pendulum Decel. after 30 Msec.		G's	≤ 22.0	15.0	Pass
Deceleration Decay, Time to Cross 5 G's		Msec.	38.0 to 46.0	38.1	Pass
Maximum "D" Plane Rotation	Maximum	Degrees	81.0 to 106.0	92.3	Pass
	Time	Msec.	72.0 to 82.0	80.7	Pass
"D" Plane Rotation Decay, Time To Zero Crossing		Msec.	147.0 to 174.0	151.1	Pass
Moment About Occipital Condyle	Maximum	Nm	-52.9 to- 79.9	-74.7	Pass
	Time	Msec.	65.0 to 79.0	67.8	Pass
Positive Moment Decay, Time To Zero Crossing		Msec.	120.0 to 148.0	139.2	Pass
Overall Test Results					Pass

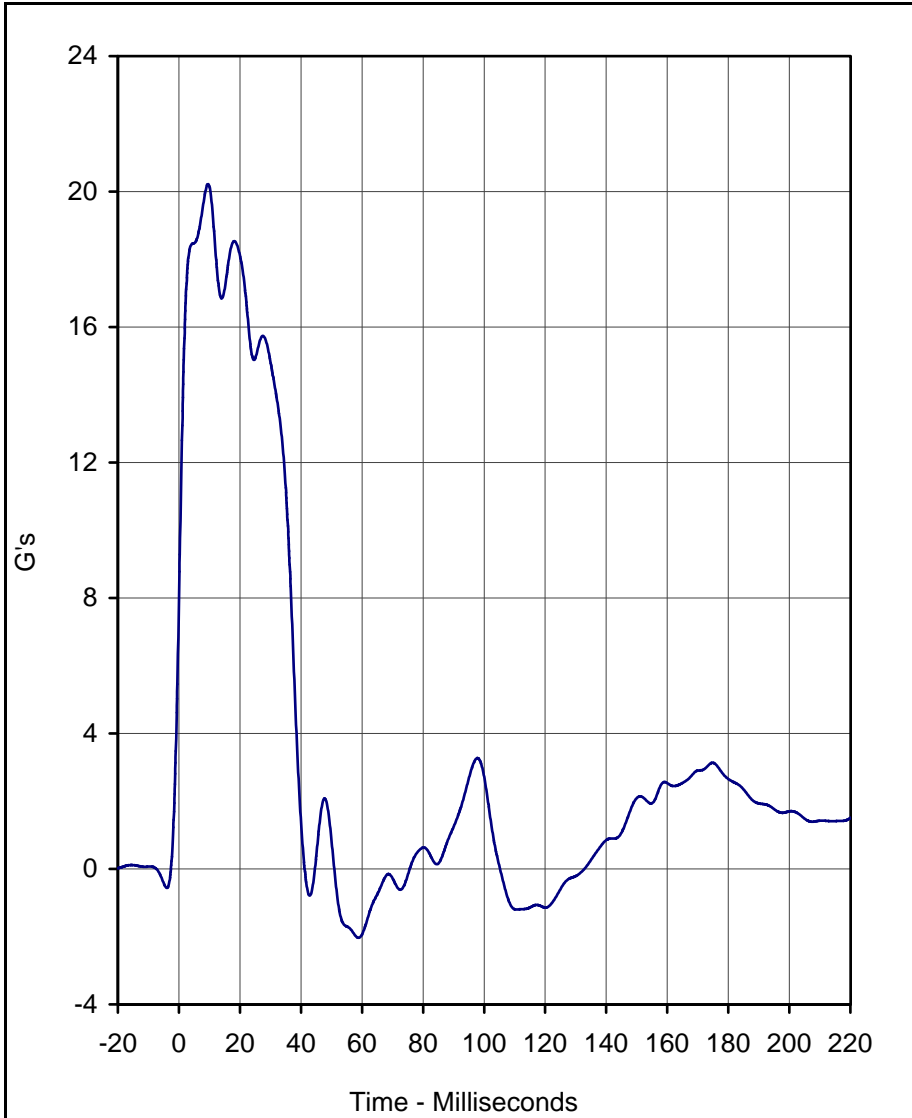
Laboratory Technician

June 5, 2002

Test Date

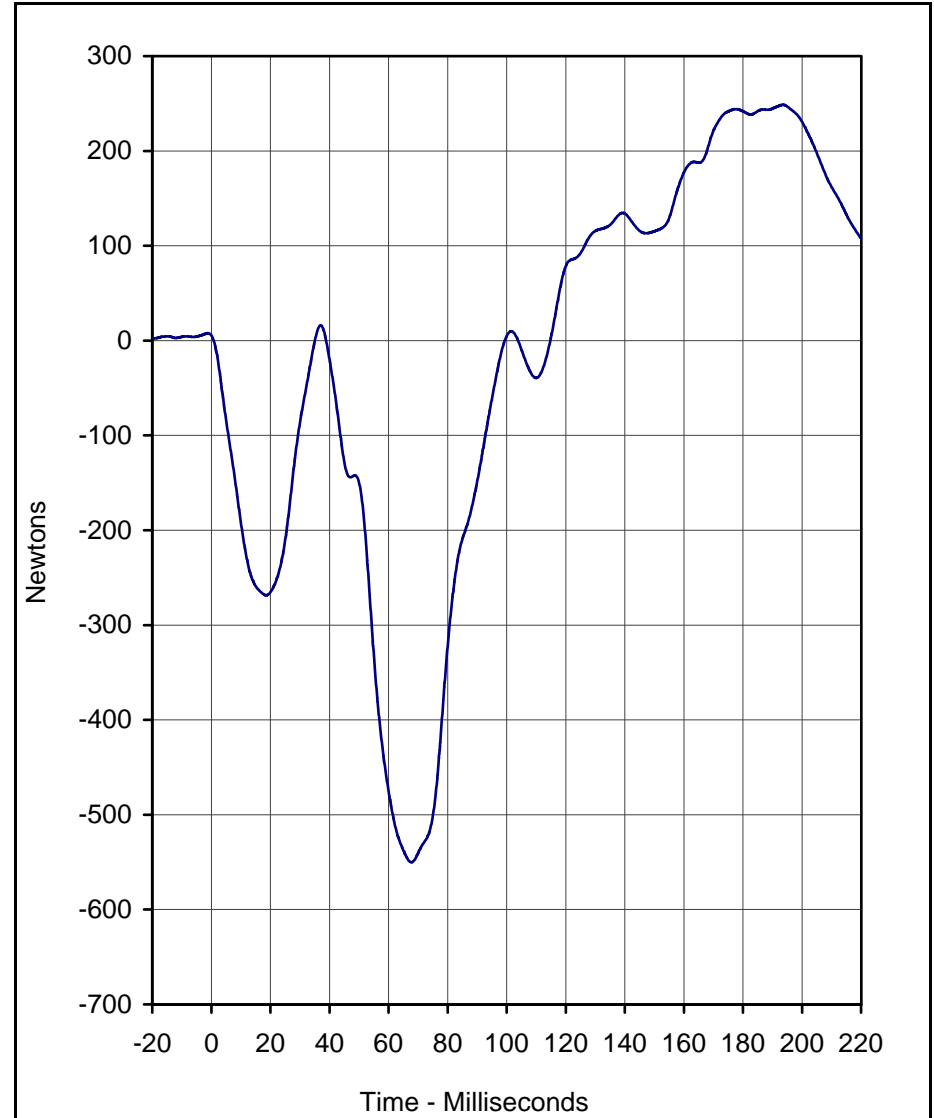
E-23

KAR22001-16



Curve Description	CURNO	Type
Pendulum Deceleration	001	FIL

Units	Max	Time	Min	Time	SAE Class
G's	20.2	9.5	-2.0	58.8	60



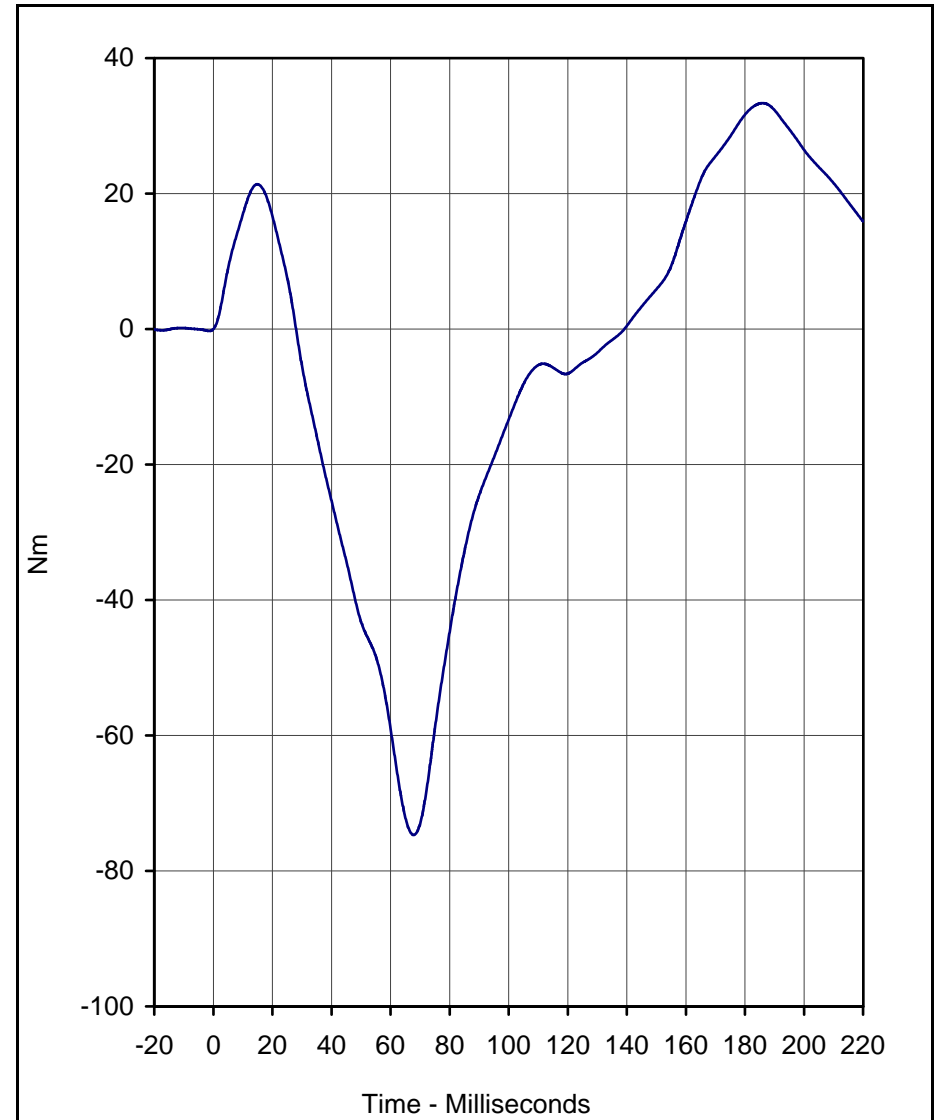
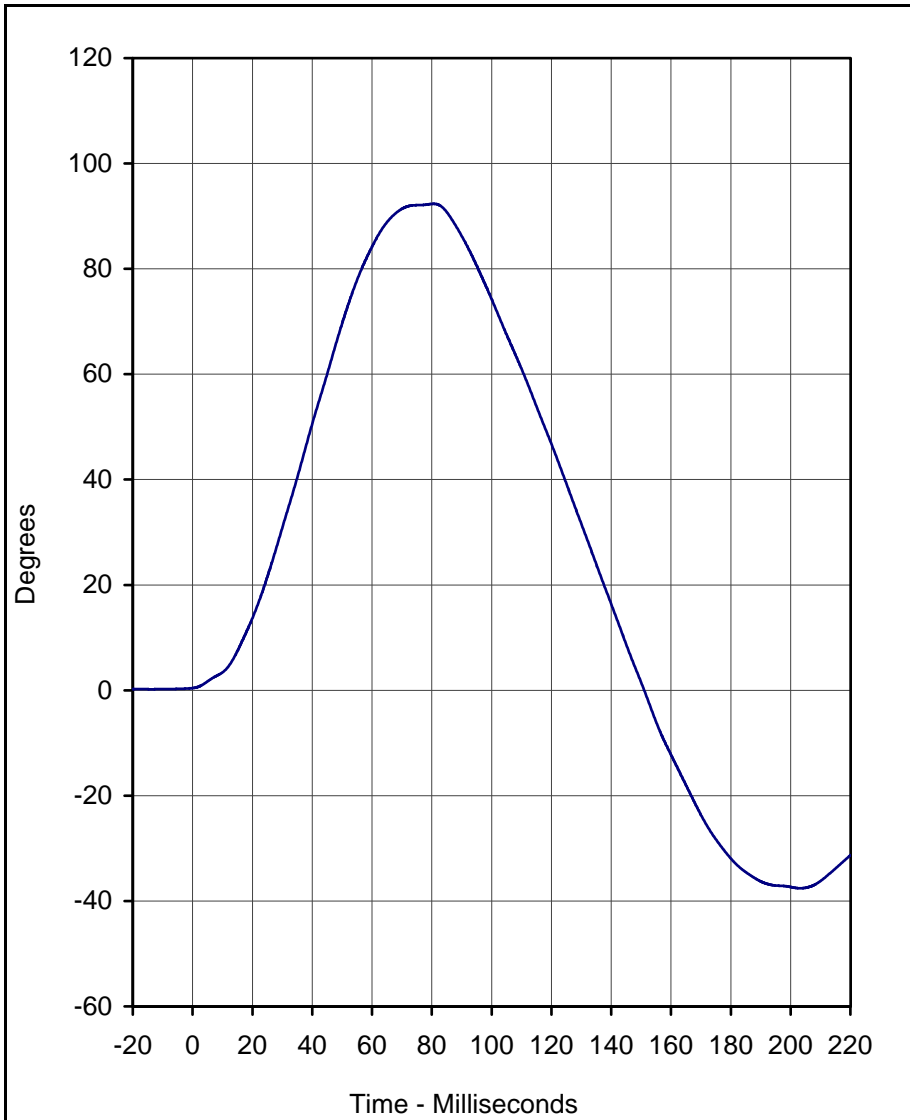
Curve Description	CURNO	Type
Neck Force X	002	FIL

Units	Max	Time	Min	Time	SAE Class
Newtons	248.7	193.6	-550.1	67.7	60

Test Program: Hybrid III 50th Percentile Male Neck Extension Test
 Test Date: 6/5/02

A.T.D. Serial No.: 035
 Test I.D.: NE06A





Curve Description	CURNO	Type
"D" Plane Rotation	003	FIL

Curve Description	CURNO	Type
Moment About Occipital Condyle	004	FIL

Units	Max	Time	Min	Time	SAE Class
Degrees	92.3	80.7	-37.6	203.2	60

Units	Max	Time	Min	Time	SAE Class
Nm	33.3	186.0	-74.7	67.8	60

Test Program: Hybrid III 50th Percentile Male Neck Extension Test
 Test Date: 6/5/02

A.T.D. Serial No.: 035
 Test I.D.: NE06A





Calibration Data Sheet Hybrid III 50th Percentile Male External Measurements

ATD Serial No.: 035

Tested Parameter	Units	Specification	Result	Pass/Fail
Laboratory Temperature	°C	20.6 to 22.2	21.1	Pass
Laboratory Relative Humidity	%	10 to 70	30	Pass
A - Total sitting height	mm	879 to 889	880	Pass
B - Shoulder pivot height	mm	505 to 521	510	Pass
C - "H" point height	mm	84 to 89	85	Pass
D - "H" point from seat back	mm	135 to 140	135	Pass
E - Shoulder pivot from back	mm	84 to 94	90	Pass
F - Thigh clearance	mm	140 to 155	150	Pass
G - Elbow back to wrist pivot	mm	290 to 305	295	Pass
H - Skull cap to back line	mm	41 to 46	45	Pass
I - Shoulder to elbow length	mm	330 to 345	335	Pass
J - Elbow rest height	mm	190 to 211	210	Pass
K - Buttock to knee length	mm	579 to 604	585	Pass
L - Popliteal length	mm	429 to 455	445	Pass
M - Knee pivot height	mm	485 to 500	490	Pass
N - Buttock popliteal length	mm	452 to 477	470	Pass
O - Chest depth	mm	213 to 229	215	Pass
P - Foot length	mm	251 to 267	260	Pass
V - Shoulder breadth	mm	422 to 437	435	Pass
W - Foot breadth	mm	91 to 107	100	Pass
Y - Chest circumference	mm	970 to 1001	985	Pass
Z - Waist circumference	mm	836 to 866	865	Pass
AA - Location for chest circumference	mm	429 to 434	430	Pass
BB - Location for waist circumference	mm	226 to 231	230	Pass
Overall Test Results				Pass

Laboratory Technician

June 5, 2002

Test Date

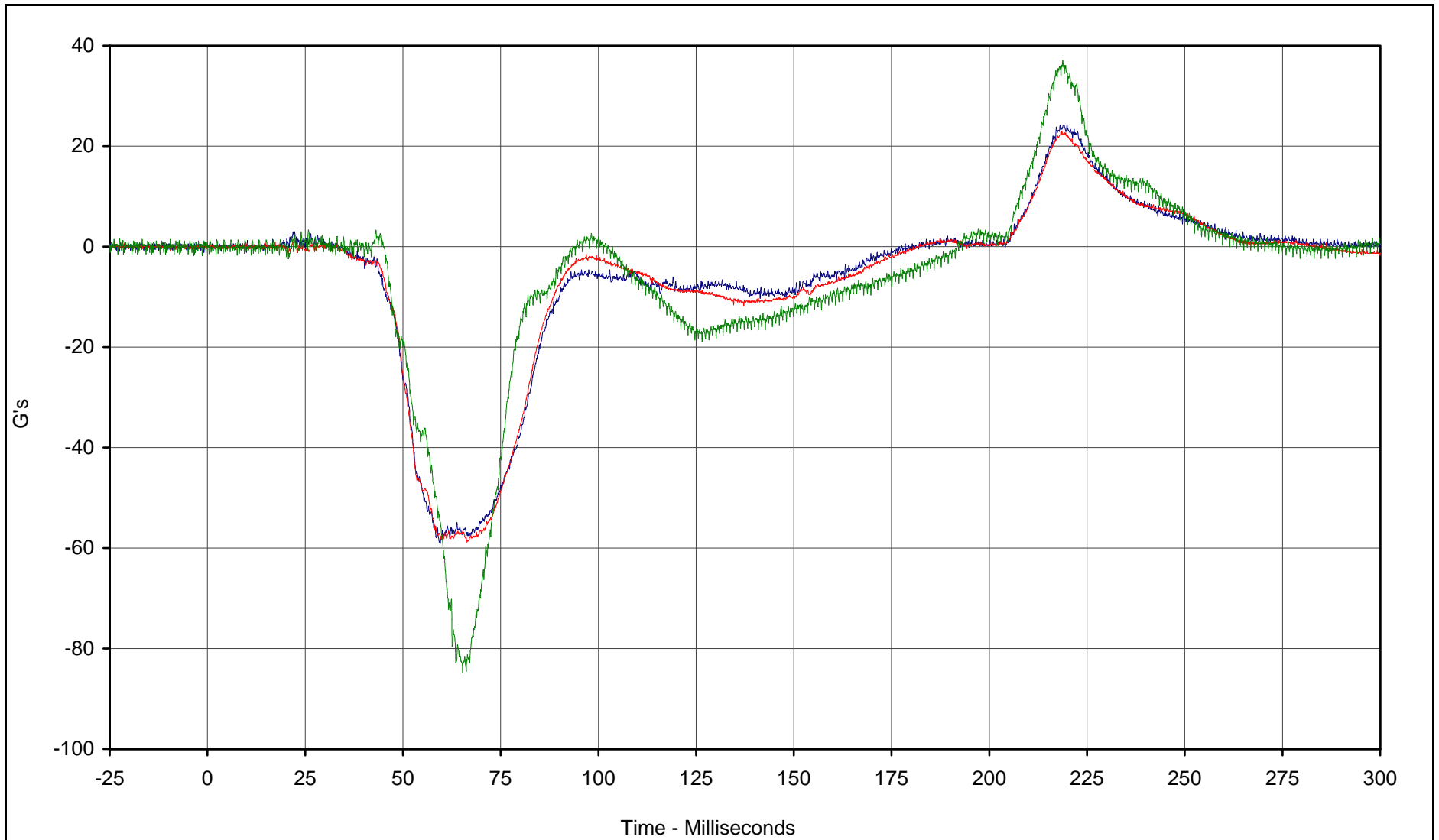
E-26

KAR22001-16

APPENDIX G

NINE ACCELEROMETER HEAD ARRAY DATA

G-1



Curve Description	CURNO	Type	Units	Max	Time	Min	Time	SAE Class
Driver Head Primary X	134	FIL	G's	24.4	219.9	-59.2	59.5	1000
Driver NAHA Yarm-X	138	FIL	G's	23.0	218.3	-58.8	66.4	1000
Driver NAHA Zarm-X	141	FIL	G's	37.1	218.8	-84.8	65.3	1000



Test Vehicle: 2002 Isuzu Axiom 4WD SUV

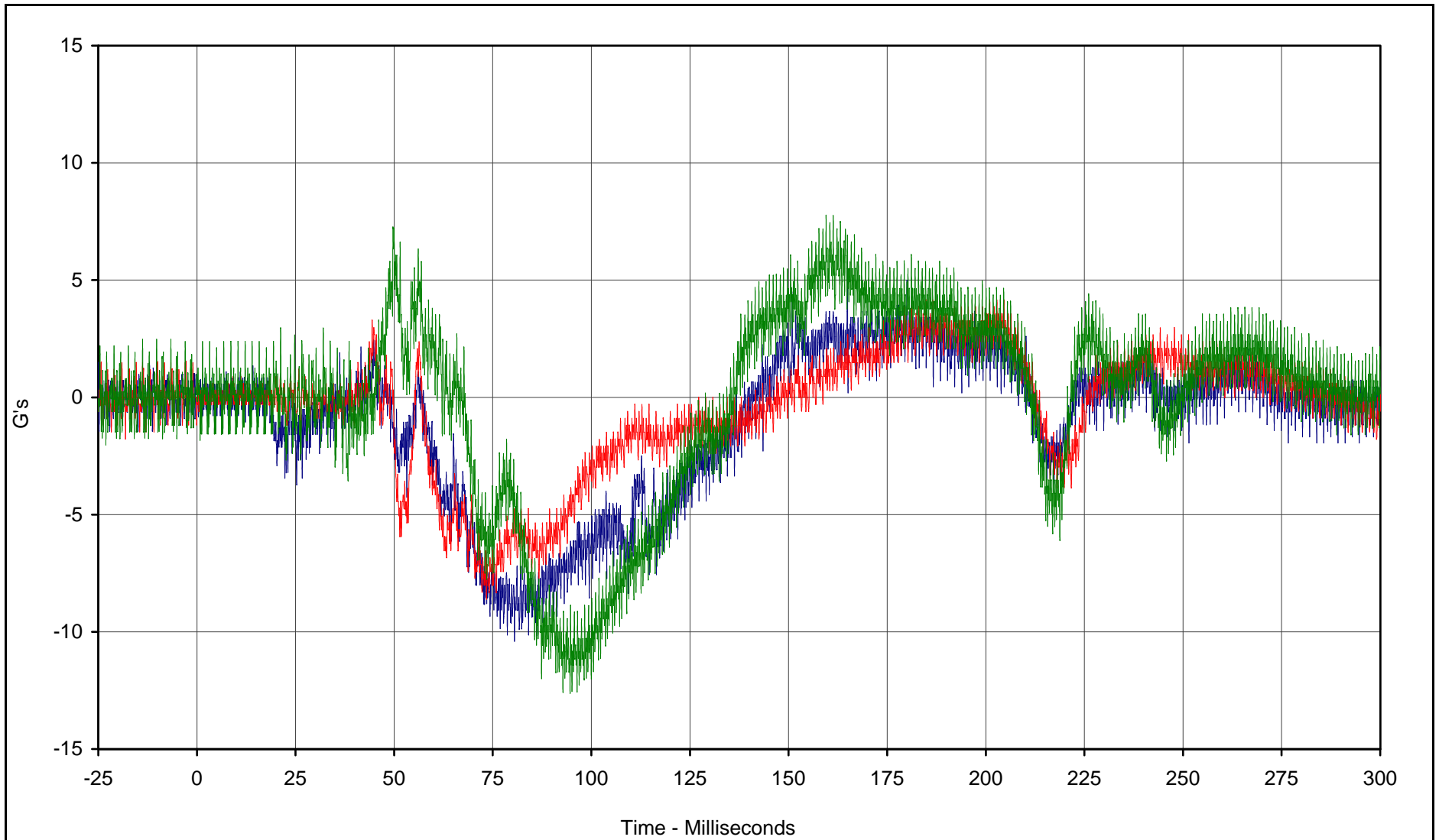
Test Date: 6/6/02

Test Program: 2002 NHTSA 35mph NCAP

NHTSA No.: M20506

KAR22001-16

G-2



Curve Description	CURNO	Type	Units	Max	Time	Min	Time	SAE Class
Driver Head Primary Y	135	FIL	G's	5.8	164.9	-10.4	80.5	1000
Driver NAHA Xarm-Y	140	FIL	G's	4.2	184.8	-8.6	73.4	1000
Driver NAHA Zarm-Y	142	FIL	G's	7.7	159.5	-12.5	92.8	1000



Test Vehicle: 2002 Isuzu Axiom 4WD SUV

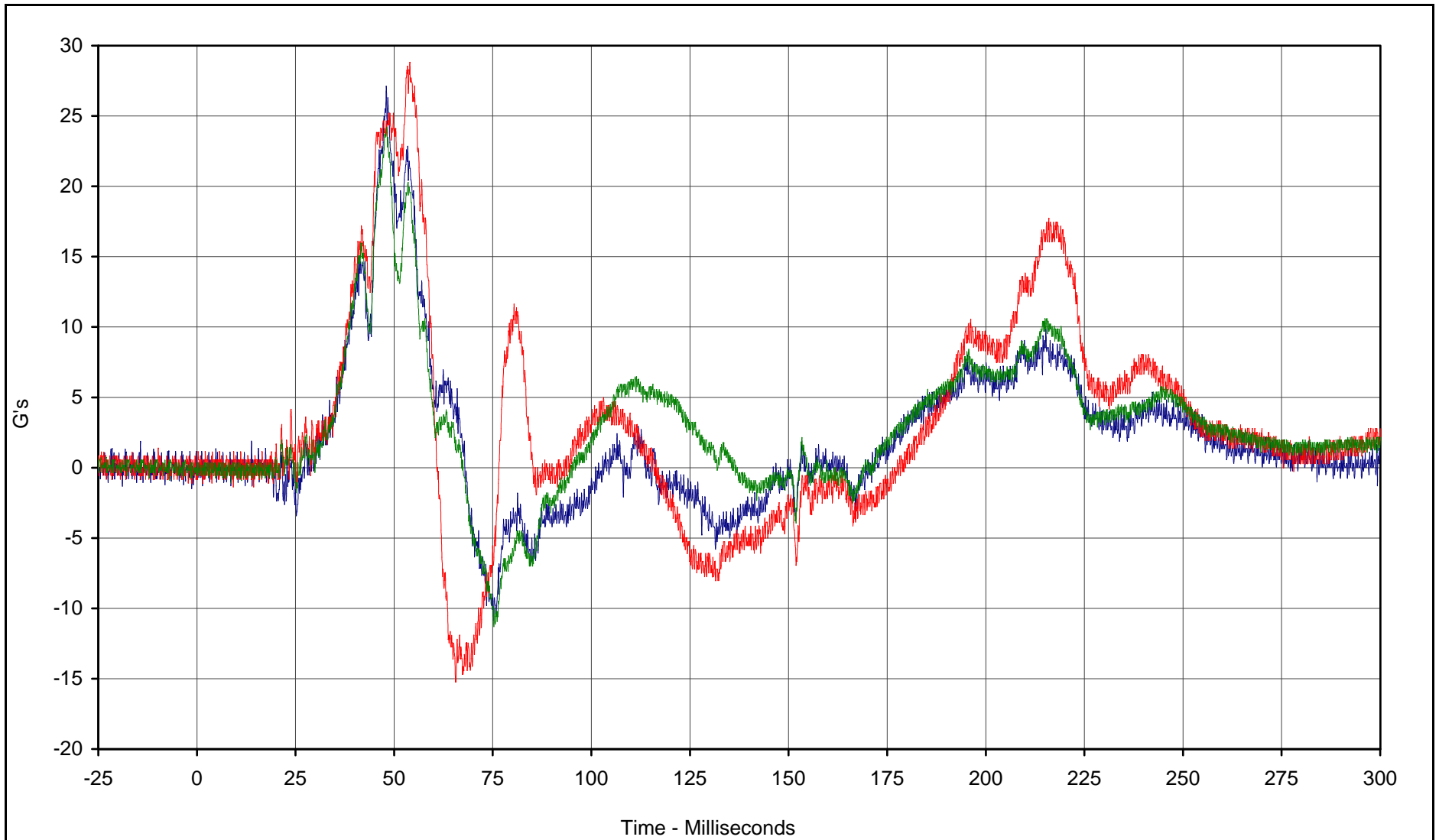
Test Date: 6/6/02

Test Program: 2002 NHTSA 35mph NCAP

NHTSA No.: M20506

KAR22001-16

G-3



Curve Description	CURNO	Type	Units	Max	Time	Min	Time	SAE Class
Driver Head Primary Z	136	FIL	G's	27.1	48.0	-10.8	75.2	1000
Driver NAHA Xarm-Z	139	FIL	G's	28.8	54.0	-15.2	65.5	1000
Driver NAHA Yarm-Z	137	FIL	G's	24.2	48.1	-11.3	75.3	1000



Test Vehicle: 2002 Isuzu Axiom 4WD SUV

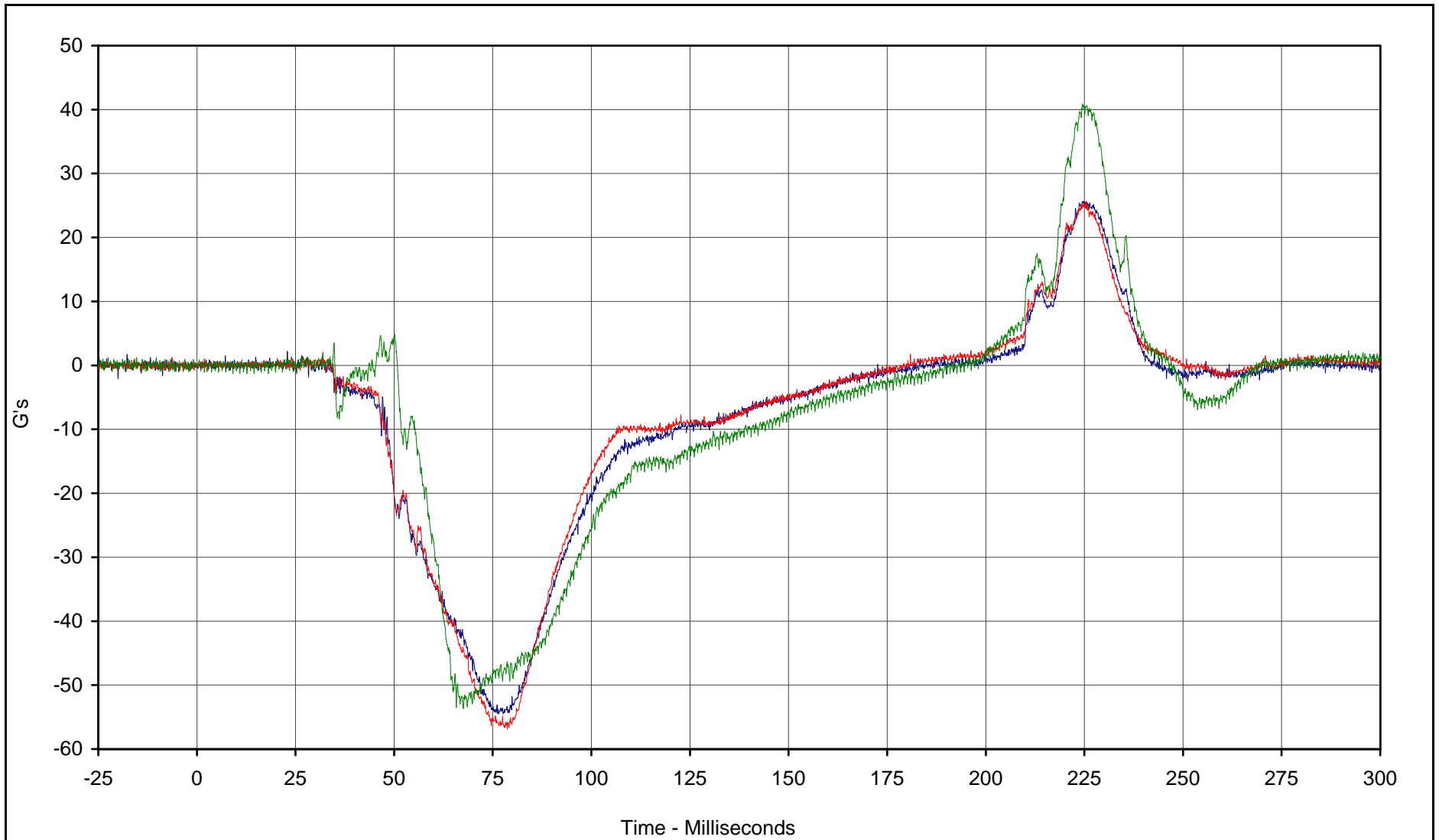
Test Date: 6/6/02

Test Program: 2002 NHTSA 35mph NCAP

NHTSA No.: M20506

KAR22001-16

G-4



Curve Description	CURNO	Type	Units	Max	Time	Min	Time	SAE Class
Passenger Head Primary X	143	FIL	G's	25.6	224.5	-54.5	76.3	1000
Passenger NAHA Yarm-X	147	FIL	G's	25.6	225.1	-56.9	78.7	1000
Passenger NAHA Zarm-X	150	FIL	G's	40.9	224.5	-53.7	67.6	1000



Test Vehicle: 2002 Isuzu Axiom 4WD SUV

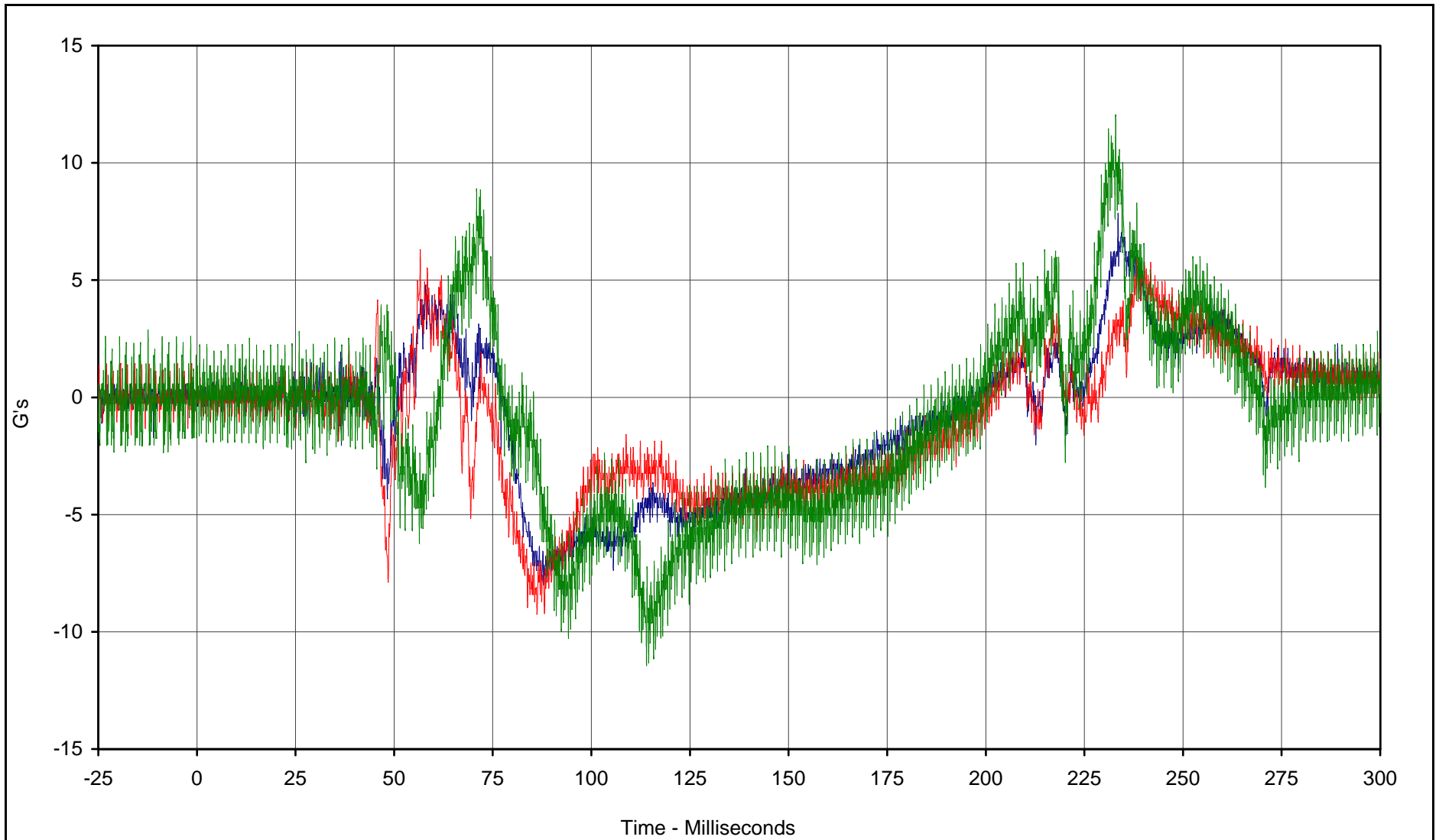
Test Date: 6/6/02

Test Program: 2002 NHTSA 35mph NCAP

NHTSA No.: M20506

KAR22001-16

G-5



Curve Description	CURNO	Type	Units	Max	Time	Min	Time	SAE Class
Passenger Head Primary Y	144	FIL	G's	7.9	233.5	-8.4	92.5	1000
Passenger NAHA Xarm-Y	149	FIL	G's	6.3	56.6	-9.2	86.2	1000
Passenger NAHA Zarm-Y	151	FIL	G's	12.0	232.9	-11.3	114.0	1000



Test Vehicle: 2002 Isuzu Axiom 4WD SUV

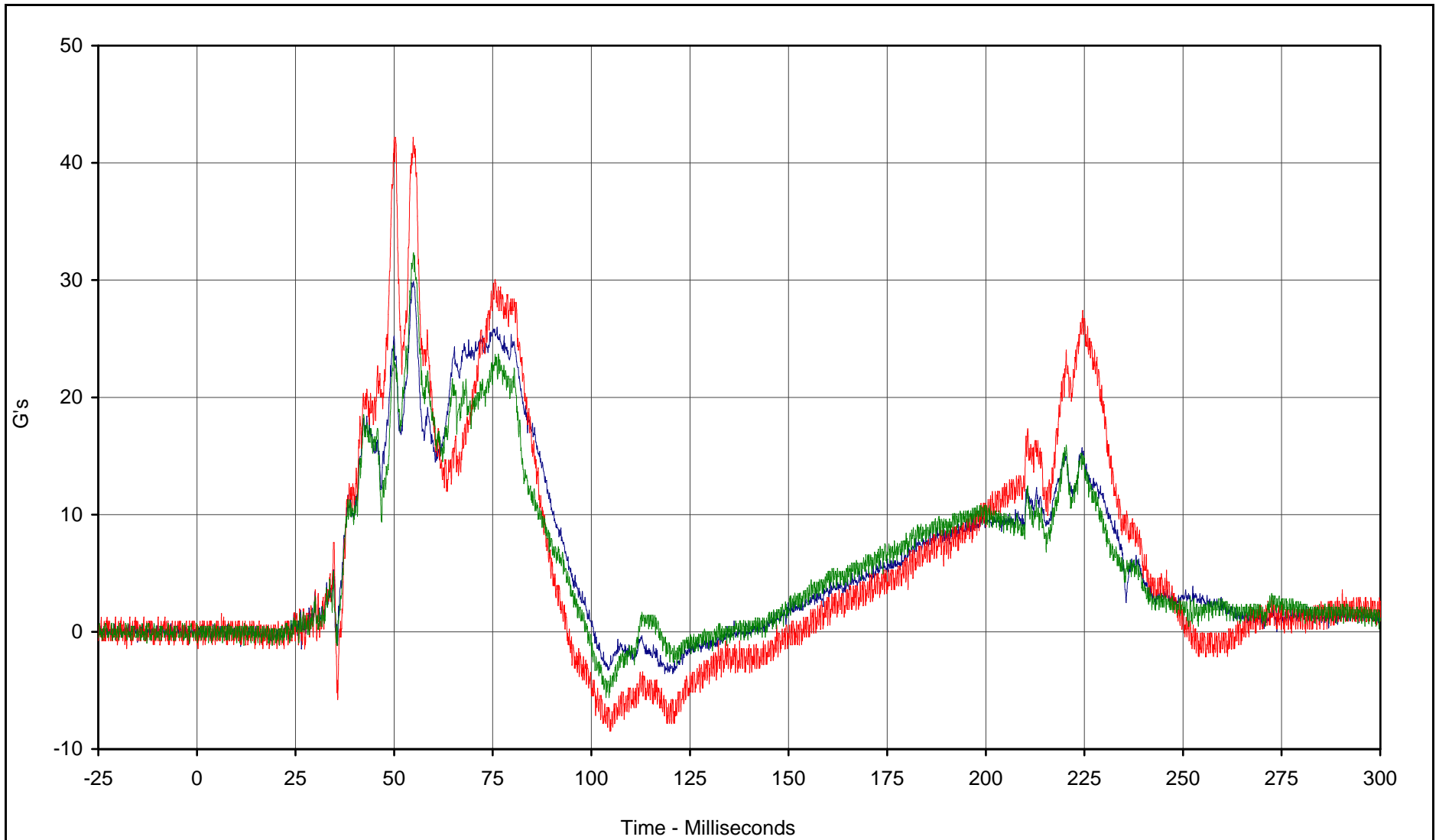
Test Date: 6/6/02

Test Program: 2002 NHTSA 35mph NCAP

NHTSA No.: M20506

KAR22001-16

G-6



Curve Description	CURNO	Type	Units	Max	Time	Min	Time	SAE Class
Passenger Head Primary Z	145	FIL	G's	29.9	54.9	-3.6	118.6	1000
Passenger NAHA Xarm-Z	148	FIL	G's	42.2	50.0	-8.5	104.7	1000
Passenger NAHA Yarm-Z	146	FIL	G's	32.3	54.9	-5.6	103.7	1000



Test Vehicle: 2002 Isuzu Axiom 4WD SUV

Test Date: 6/6/02

Test Program: 2002 NHTSA 35mph NCAP

NHTSA No.: M20506

KAR22001-16