

635363

REPORT NUMBER 214-CAL-01-6

**SAFETY COMPLIANCE TESTING FOR FMVSS 214
SIDE IMPACT PROTECTION
INDICANT**

**FORD MOTOR CO.
2001 FORD MUSTANG
CONVERTIBLE 2-DOOR COUPE**

NHTSA NUMBER C10201

**VERIDIAN ENGINEERING
TRANSPORTATION SCIENCES CENTER
P O BOX 400
BUFFALO, NEW YORK 14225**



January 18, 2001

FINAL REPORT

**U S DEPARTMENT OF TRANSPORTATION
National Highway Traffic Safety Administration
Safety Assurance
Office of Vehicle Compliance
400 Seventh Street, SW
Room 6115 (NSA-30)
Washington, DC 20590**

This Final Test Report was prepared for the U S Department of Transportation, National Highway Traffic Safety Administration, under Contract No DTNH22-97-C-01033 This publication is distributed by the U S Department of Transportation, National Highway Traffic Safety Administration, in the interest of information exchange The opinions, findings and conclusions expressed in this publication are those of the author(s) and not necessarily those of the Department of Transportation or the National Highway Traffic Safety Administration The United States Government assumes no liability for its contents or use thereof If trade or manufactures' names or products are mentioned, it is only because they are considered essential to the object of the publication and should not be construed as an endorsement The United States Government does not endorse products or manufacturers

Prepared By James A. Czarniecki
James A. Czarniecki, Project Engineer

Approved By David J. Travale
David J. Travale, Program Manager
Transportation Sciences Center

Approval Date March 20, 2001

FINAL REPORT ACCEPTANCE BY

Accepted By Jeffrey A. ...

Acceptance Date 3/27/01

TECHNICAL REPORT STANDARD TITLE PAGE

1 Report No 214-CAL-01-6	2 Government Accession No	3 Recipient's Catalog No																															
4 Title and Subtitle Final Report of FMVSS 214 Compliance Side Impact Indicant Testing of a 2001 Ford Mustang Convertible 2-door Coupe NHTSA No C10201		5 Report Date January 18, 2001																															
		6 Performing Organization Code CAL																															
7 Author(s) James A Czarnecki, Project Engineer David J Travale, Program Manager		8 Performing Organization Report No 8502-22																															
9 Performing Organization Name and Address Veridian Engineering Transportation Sciences Center P O Box 400 Buffalo, New York 14225		10 Work Unit No																															
		11 Contract or Grant No DTNH22-97 C-01033																															
12 Sponsoring Agency Name and Address U S Department of Transportation National Highway Traffic Safety Administration Office of Vehicle Compliance 400 Seventh Street, SW Room 6115 Washington, DC 20590		13 Type of Report and Period Covered Final Report, January 2001																															
		14 Sponsoring Agency Code NSA-30																															
15 Supplementary Notes																																	
16 Abstract <p>A 55/28 kph 90° Side Impact (Moving Deformable Barrier) Indicant Test was conducted on the subject 2001 Ford Mustang Convertible 2-door Coupe This test was performed at the New Car Assessment Program (NCAP) target test velocity of 62 0 kph, which is 8 kph faster than the target velocity required by the Office of Vehicle Safety Compliance's Laboratory Test Procedure (TP-214D-04, dated September 1, 1995) This test was conducted at the Veridian Engineering Crash Test Facility in Buffalo New York, on January 18, 2001</p> <p>The impact velocity of the Moving Deformable Barrier (MDB) was 61 96 kph, and the ambient temperature at the struck (driver's) side of the target vehicle at the time of impact was 20 5°C The target vehicle post-test maximum crush was 304 mm at level 3</p> <p>The test or target vehicle's performance is given below</p> <table border="0" style="margin-left: auto; margin-right: auto;"> <thead> <tr> <th></th> <th style="text-align: center;"><u>Front SID</u></th> <th></th> <th style="text-align: center;"><u>Rear SID</u></th> <th></th> </tr> </thead> <tbody> <tr> <td>Left Upper Rib Acceleration</td> <td style="text-align: center;">87</td> <td style="text-align: center;">g's</td> <td style="text-align: center;">107</td> <td style="text-align: center;">g's</td> </tr> <tr> <td>Left Lower Rib Acceleration</td> <td style="text-align: center;">93</td> <td style="text-align: center;">g's</td> <td style="text-align: center;">99</td> <td style="text-align: center;">g's</td> </tr> <tr> <td>Lower Spine Acceleration</td> <td style="text-align: center;">101</td> <td style="text-align: center;">g's</td> <td style="text-align: center;">69</td> <td style="text-align: center;">g's</td> </tr> <tr> <td>Thoracic Trauma Index (TTI)</td> <td style="text-align: center;">97</td> <td style="text-align: center;">g's</td> <td style="text-align: center;">88</td> <td style="text-align: center;">g's</td> </tr> <tr> <td>Pelvis Acceleration (PEV)</td> <td style="text-align: center;">73</td> <td style="text-align: center;">g's</td> <td style="text-align: center;">71</td> <td style="text-align: center;">g's</td> </tr> </tbody> </table> <p>The two doors on the struck side of the vehicle did not separate from the body at the hinges or latches and the opposite doors did not open during the side impact event</p>					<u>Front SID</u>		<u>Rear SID</u>		Left Upper Rib Acceleration	87	g's	107	g's	Left Lower Rib Acceleration	93	g's	99	g's	Lower Spine Acceleration	101	g's	69	g's	Thoracic Trauma Index (TTI)	97	g's	88	g's	Pelvis Acceleration (PEV)	73	g's	71	g's
	<u>Front SID</u>		<u>Rear SID</u>																														
Left Upper Rib Acceleration	87	g's	107	g's																													
Left Lower Rib Acceleration	93	g's	99	g's																													
Lower Spine Acceleration	101	g's	69	g's																													
Thoracic Trauma Index (TTI)	97	g's	88	g's																													
Pelvis Acceleration (PEV)	73	g's	71	g's																													
17 Key Words Compliance Testing Side Impact Protection FMVSS 214 Side Impact Dummy (SID) New Car Assessment Program (NCAP)		18 Distribution Statement <u>Copies of this report are available from</u> National Highway Traffic Safety Administration Technical Reference Division Room 5108 (NAD-52) 400 Seventh st , S W Washington, D C 20590 Telephone No (202) 366-4946 ATTN Robert Hornicle																															
19 Security Classification of Report UNCLASSIFIED	20 Security Classification of Page UNCLASSIFIED	21 No of Pages 285	22 Price																														

TABLE OF CONTENTS

<u>Section</u>		<u>Page No</u>
1	PURPOSE AND TEST PROCEDURE	1-1
2	SUMMARY OF SIDE IMPACT TEST	2-1
3	VEHICLE TEST DATA	3-1
	Data Sheet 1 - General Vehicle Test Parameter Data	3-2
	Data Sheet 2 - Test Vehicle Summary of Results	3-5
	Data Sheet 3 - Moving Deformable Barrier (MDB) Summary	3-6
	Data Sheet 4 - Post Test Observations	3-7
4	OCCUPANT AND VEHICLE INFORMATION	4-1
	Data Sheet 5 - SID Instrumentation Data	4-2
	Data Sheet 6 - Vehicle Pre- And Post Test Measurements	4-3
	Data Sheet 7 - SID Longitudinal Clearance Dimensions	4-4
	Data Sheet 8 - SID Lateral Clearance Dimensions	4-5
	Data Sheet 9 - Vehicle Side Measurements	4-6
	Data Sheet 10 - Vehicle Exterior Crush Profiles - All Levels	4-7
	Data Sheet 11 - Vehicle Damage Profile Distances	4-13
	Data Sheet 12 - Exterior Static Crush For Impactor Face	4-14
	Data Sheet 13 - Test Vehicle Accelerometer Locations And Data Summary	4-16
	Data Sheet 14 - MDB Accelerometer Locations and Data Summary	4-19
	Data Sheet 15 - High Speed Camera Locations and Data	4-20
5	VEHICLE FUEL SYSTEM INTEGRITY	5-1
	Data Sheet 16 - FMVSS 301 Fuel System Integrity Data	5-2
	Data Sheet 17 - FMVSS 301 Rollover Data	5-3
APPENDIX A	PHOTOGRAPHS	A-1
APPENDIX B	VEHICLE, MDB AND SID RESPONSE DATA	B-1
APPENDIX C	SID CONFIGURATION AND PERFORMANCE VERIFICATION DATA	C-1
APPENDIX D	TEST EQUIPMENT LIST AND CALIBRATION INFORMATION	D-1

SECTION 1

PURPOSE AND TEST PROCEDURE

This Side Impact Indicant Test is part of the FMVSS 214 Side Impact Protection Compliance Test Program sponsored by the National Highway Traffic Safety Administration (NHTSA) under Contract No. DTNH22-97-C-01033. The purpose of this indicant test was to evaluate side impact protection in a 2001 Ford Mustang Convertible 2-door Coupe when tested at the New Car Assessment Program (NCAP) target test velocity of 62.0 kph, which is 8 kph faster than the target velocity required by the Office of Vehicle Safety Compliance's Laboratory Test Procedure (TP-214D-04, dated September 1, 1995).

SECTION 2

SUMMARY OF SIDE IMPACT TEST

This Side Impact Protection Indicant Test was performed at the New Car Assessment Program (NCAP) target test velocity of 62.0 kph, which is 8 kph faster than the target velocity required by the Office of Vehicle Safety Compliance's Laboratory Test Procedure (TP-214D-04, dated September 1, 1995)

A 2001 Ford Mustang Convertible 2-door Coupe was impacted on the left or driver's side by a Moving Deformable Barrier (MDB) which was moving forward in a 27° crabbed position to the monorail at a velocity of 61.96 kph (38.5 mph). The target vehicle was stationary and was positioned at an angle of 63° to the line of forward motion. The side impact test was conducted by the Veridian Engineering Transportation Sciences Center in Buffalo, New York on January 18, 2001. Pre- and post-test photographs of the test vehicle, the moving deformable barrier (MDB), and the side impact dummies (SIDs) are included in Appendix A.

Two restrained Side Impact Dummies (SIDs) were placed in the driver (Pos #1) and left rear (Pos #4) designated seating positions according to the instructions specified in the OVSC Side Impact Laboratory Test Procedure. Both SIDs were certified prior to this test. The side impact test was documented by one real-time camera and 10 high-speed cameras. Camera locations and other pertinent camera information are included in this report.

The SIDs were instrumented with the following accelerometers:

- 1 Head triaxial accelerometer (X,Y,Z-direction)
- 2 Left Upper Rib (LUR) uniaxial and redundant accelerometer (Y-direction)
- 3 Left Lower Rib (LLR) uniaxial and redundant accelerometer (Y-direction)
- 4 Lower Thoracic Spine (T₁₂) uniaxial and redundant accelerometer (Y-direction)
- 5 Pelvic (PEV) section uniaxial and redundant accelerometer (Y-direction)

A summary of the side impact dummy (SID) configuration and verification test data can be found in Appendix C. A total of 47 channels of data were recorded. Appendix B contains the vehicle, MDB and dummy response data traces.

The following table summarizes the results of the test:

Injury Criteria	Front SID	Rear SID
TTI (g)	97	88
PEV (g)	73	71

SECTION 3

SUMMARY OF TEST RESULTS

DATA SHEET 1

GENERAL TEST AND VEHICLE PARAMETER DATA

TEST VEHICLE INFORMATION

Year/Make/Model/Body Style 2001 Ford Mustang Convertible 2-door Coupe

Vehicle Body Color Orange Red VIN 1FAFP44431F125850

Vehicle NHTSA No C10201 Month & Year of Manufacture 10/00

Engine Data 6 Cylinders, - CID, 3.8 Liters, - cc

Engine Placement x Longitudinal, or - Lateral

Transmission 4 Speed, - Manual, x Automatic x Overdrive

Final Drive x Rear Wheel Drive, - Front Wheel Drive - Four Wheel

Odometer Reading 248 km

Options x A/C, x Power Steering, x Pwr Brakes, x Pwr Windows

DATA FROM TIRE PLACARD

Tire Pressure* (at capacity), 240 kPa FRONT
240 kPa REAR

Recommended Tire Size P225/55R16

Tires on Test Vehicle P225/55R16, Manufacturer Goodyear

Vehicle Capacity Data

Number of Occupants 2 Front, 2 Rear, - 3rd Seat, 4 Total

Type of Front Seats 2 Bucket, - Bench, - Split Bench

Type of Front Seat Back - Fixed, x Adjustable x Lever or - Knob

Vehicle Max Capacity Loading = 317 kg (A)

No. of Occupants x 68.04 kg = 272.2 kg (B)

Vehicle Cargo Capacity = 44.8 kg (A-B)

TEST VEHICLE DELIVERED WEIGHT WITH MAXIMUM FLUIDS

Left Front = <u>446</u> kg	Left Rear = <u>325.5</u> kg
Right Front = <u>411.5</u> kg	Right Rear = <u>324</u> kg
TOTAL FRONT = <u>857.5</u> kg	TOTAL REAR = <u>649.5</u> kg
% of Total Weight = <u>56.9</u> %	% of Total Weight = <u>43.1</u> %
TOTAL WEIGHT = <u>1507.0</u> kg	

* Tire pressure used in test

DATA SHEET 1 (continued)

GENERAL TEST VEHICLE PARAMETER DATA

Vehicle 2001 Ford Mustang

NHTSA No C10201

CALCULATION OF VEHICLE'S TARGET TEST WEIGHT

Total Test Vehicle Delivered Weight with Max Fluids	=	<u>1507 0</u>	kg (A)
Maximum Cargo Carrying Capacity of Test Vehicle	=	<u>44 8</u>	kg (B)
Weight of instrumented Side Impact Dummies (1 or 2 <u>81 2</u> kg)	=	<u>162 4</u>	kg (C)
TEST VEHICLE TARGET WEIGHT	=	<u>1714 2</u>	kg (A+B+C)

FULLY LOADED TEST VEHICLE (UDVW + 1 or 2 SID(s) + CARGO)

Left Front	=	<u>501</u>	kg	Left Rear	=	<u>412</u>	kg
Right Front	=	<u>410 5</u>	kg	Right Rear	=	<u>399</u>	kg
TOTAL FRONT	=	<u>911 5</u>	kg	TOTAL REAR	=	<u>811 0</u>	kg
% of Total Weight	=	<u>52 9</u>	%	% of Total Weight	=	<u>47 1</u>	%
TOTAL TEST WEIGHT	=	<u>1722 5</u>	kg				

AS TESTED WEIGHT OF TEST VEHICLE (1 OR 2 SID(s) + CARGO + EQUIPMENT & INSTRUMENTATION)

Left Front	=	<u>473</u>	kg	Left Rear	=	<u>403</u>	kg
Right Front	=	<u>419</u>	kg	Right Rear	=	<u>411</u>	kg
TOTAL FRONT	=	<u>892 0</u>	kg	TOTAL REAR	=	<u>814 0</u>	kg
% of Total Weight	=	<u>52 3</u>	%	% of Total Weight	=	<u>47 7</u>	%
TOTAL TEST WEIGHT	=	<u>1706 0</u>	kg				

TEST VEHICLE ATTITUDE (all dimensions in millimeters)

AS DELIVERED

Left Front	<u>744</u>	Right Front	<u>741</u>	Left Rear	<u>743</u>	Right Rear	<u>750</u>
------------	------------	-------------	------------	-----------	------------	------------	------------

FULLY LOADED

Left Front	<u>726</u>	Right Front	<u>736</u>	Left Rear	<u>705</u>	Right Rear	<u>721</u>
------------	------------	-------------	------------	-----------	------------	------------	------------

READY FOR TEST

Left Front	<u>743</u>	Right Front	<u>737</u>	Left Rear	<u>705</u>	Right Rear	<u>722</u>
------------	------------	-------------	------------	-----------	------------	------------	------------

Test Vehicle Wheelbase 2572 millimeters

C G = 1227 2 millimeters rearward of front wheel centerline

TOTAL VEHICLE LENGTH

Right Side	=	<u>4569</u>	millimeters
Left Side	=	<u>4570</u>	millimeters
Centerline	=	<u>4654</u>	millimeters

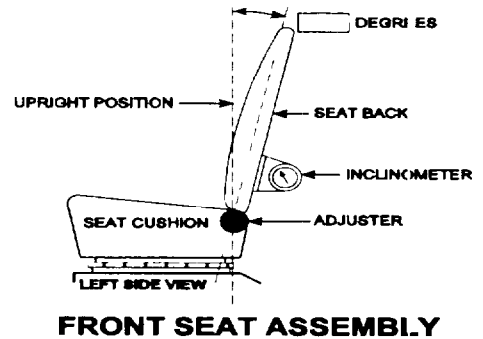
DATA SHEET 1 (continued)

GENERAL TEST VEHICLE PARAMETER DATA

Vehicle 2001 Ford Mustang

NHTSA No C10201

Nominal Design Riding Position for adjustable driver and passenger seat backs. Please describe how to position the inclinometer to measure the seat back angle. Include description of the location of the adjustment latch/detent, if applicable.



FRONT SEAT TRACK POSITION Electronic Adjustment

Total Length of Adjustment Travel 206 millimeters

Total Number of Adjustment Positions or Detents Placed in adjustment middle - 103 mm

FRONT SEAT BACK ADJUSTMENT POSITION Measured 13" above pivot point and reclined to angle requested

Seat Back Torso Angle 21 degrees

SECOND POSITION SEAT

Total Length of Fore/Aft Adjustment Travel Fixed millimeters

Seat Back Adjustment Position Fixed

ADJUSTABLE STEERING COLUMN POSITION

Fixed

WINDOW POSITIONS

Left Front Full-up

Left Rear Full-up

Right Front Removed

Right Rear Removed

Note: Windows will be in closed position on struck side of test vehicle and in open position on opposite side.

AMOUNT OF STODDARD SOLVENT IN FUEL TANK

59.4 liters (Fuel Tank Usable Capacity)

54.9 liters used for test (92%-94% of Fuel Tank Usable Capacity)

LOCATION OF IMPACT POINT ON TEST VEHICLE SIDE TO BE IMPACTED

Wheelbase = 2572 millimeters

Impact Point is 346 millimeters rearward of front axle centerline

(which is 940 millimeters forward of the wheelbase midpoint)

Actual Impact Point is 343 millimeters rearward of front axle centerline

DATA SHEET 2

TEST VEHICLE SUMMARY OF RESULTS

VEHICLE IDENTIFICATION

Vehicle Year/Make/Model 2001 Ford Mustang

Body Style Convertible 2-door Coupe

VIN 1FAFP44431F125850

NHTSA No C10201

Test Date January 18, 2001

Overall Length = 4654 millimeters, Overall Width = 1785 millimeters

VEHICLE TEST WEIGHT (Pre-Test)

Left Front = 473 kg Left Rear = 403 kg

Right Front = 419 kg Right Rear = 411 kg

TOTAL FRONT = 892.0 kg TOTAL REAR = 814.0 kg

TOTAL VEHICLE WEIGHT 1706.0 kg

Wheelbase = 2572 millimeters

Longitudinal C G from Center of Front Axle = 1227.2 millimeters

Impact Angle with Respect to Impactor = 90 degrees

ACTUAL IMPACT POINT

Actual Impact Point is 3 mm fwd of nominal impact ref line (Lateral)

Actual Impact Point is 0 mm abv or bel nominal impact point (Vertical)

MAXIMUM EXTERIOR STATIC CRUSH

1 LEVEL 1 (226 mm above ground) = 107 millimeters

2 LEVEL 2 (493 mm above ground) = 281 millimeters

3 LEVEL 3 (594 mm above ground) = 304 millimeters

4 LEVEL 4 (840 mm above ground) = 302 millimeters

5 LEVEL 5 (1262 mm above ground) = 17 millimeters

Maximum Post-Test Intrusion = 304 millimeters

OCCUPANTS

Front Passenger

Rear Passenger

Dummy Identification 013 015

Restraints Used 3-point belt systems 3-point belt systems

INSTRUMENTATION

Number of Vehicle Data Channels = 20

Number of Cameras Onboard = 2

Offboard = 7

TOTAL = 9

DATA SHEET 3

MOVING DEFORMABLE BARRIER (MDB) SUMMARY

Vehicle 2001 Ford Mustang

NHTSA No C10201

MDB FACE MANUFACTURER AND SERIAL NUMBER

095A' 200-3 001B1200

POSITION OF IMPACT (MDB) ON MONORAIL

Crabbed 27° to left

MDB DETAILS

Overall Width of Framework Carriage = 1250 millimeters
Overall Length of MDB (incl honeycomb impact face) = 4120 millimeters
Wheelbase of Framework Carriage = 2590 millimeters
Tread of Framework Carriage (Front & Rear) = 1875 millimeters
C G Location Rearward of Front Axle = 1104 millimeters

MDB WEIGHT

Left Front = 409.5 kg Left Rear = 281.5 kg
Right Front = 372.5 kg Right Rear = 299.0 kg
TOTAL FRONT = 782.0 kg TOTAL REAR = 580.5 kg
TOTAL MDB WEIGHT = 1362.5 kg
Impact Angle (MDB C/L to Target Vehicle C/L) = 90 degrees
Impact Speed = 61.96 kph

MAXIMUM STATIC CRUSH OF HONEYCOMB IMPACT FACE

1 Row A at Center of Bumper Level = 159 millimeters
2 Row B at Top of Bumper Level = 94 millimeters
3 Row C at Mid Level = 82 millimeters
4 Row D at Top of Stack Level = 96 millimeters

INSTRUMENTATION

Number of MDB Data Channels = 5

DATA SHEET 4

POST-TEST OBSERVATIONS

Vehicle 2001 Ford Mustang

NHTSA No C10201

VISIBLE DUMMY CONTACT POINTS

	<u>LEFT FRONT SID</u>	<u>LEFT REAR SID</u>
Head	<u>Cheek to upper door skin</u>	<u>Cheek to convertible top inner C-pillar</u>
Upper Torso	<u>Upper door skin</u>	<u>Rear compartment skin</u>
Lower Torso	<u>Door skin</u>	<u>Rear compartment skin</u>
Left Knee	<u>Door skin</u>	<u>Door skin</u>
Right Knee	<u>Left knee</u>	<u>Left knee</u>

DOOR OPENING

	<u>LEFT DOOR</u>	<u>RIGHT DOOR</u>
Front	<u>Closed / Inoperable</u>	<u>Closed / Operable</u>
Rear	<u>-</u>	<u>-</u>

MDB DISTANCE FROM TARGET IMPACT POINT

Vertical 3 mm forward
Horizontal 0

ARM REST LOCATIONS

Front	<u>250mm below window opening</u>
Rear	<u>250mm below window opening</u>

SEAT MOVEMENT

Front	<u>Seat was deformed inboard</u>
Rear	<u>In board</u>

GLAZING DAMAGE

Windshield	<u>Windshield cracked during impact on driver side</u>
Window	<u>Left side door window shattered during impact</u>

PILLAR PERFORMANCE

No visible tears or separations

SILL SEPARATION

None

AIR BAG DEPLOYMENT STATUS

	<u>DRIVER</u>	<u>FRONT PASSENGER</u>	<u>REAR PASSENGER</u>
<u>FRONT</u>	<u>No</u>	<u>No</u>	<u>N/A</u>
<u>SIDE</u>	<u>N/A</u>	<u>N/A</u>	<u>N/A</u>

OTHER NOTABLE IMPACT EFFECTS

None

SECTION 4

OCCUPANT AND VEHICLE INFORMATION

DATA SHEET 5

SID INSTRUMENTATION DATA

Vehicle 2001 Ford Mustang

NHTSA No C10201

		Front Dummy ID# 013				Rear Dummy ID# 015			
		Pos Direction		Neg Direction		Pos Direction		Neg Direction	
		Max (g)	Time (msec)	Max (g)	Time (msec)	Max (g)	Time (msec)	Max (g)	Time (msec)
HEAD ACCELERATIONS									
Longitudinal	X	3.6	178.1	-45.1	81.5	16.7	78.6	-101.9	67.2
Lateral	Y	43.6	73.6	8.6	167.9	71.9	67.2	9.5	168.5
Vertical	Z	36.7	51.3	1.5	73.7	20.8	61.4	8.2	74.5
Resultant	R	60.7	81.5	-	-	125.0	67.3	-	
HIC		361.9				396.5			
RIB ACCELERATIONS									
Upper Rib Lateral	Y	87.2	35.6	-13.2	80.6	106.8	31.9	24.1	36.9
Upper Rib Lateral	Y(R)	87.8	35.6	-13.7	80.0	100.0	31.9	19.0	36.9
Lower Rib Lateral	Y	92.9	35.0	-19.0	81.9	98.5	31.9	20.1	36.9
Lower Rib Lateral	Y(R)	94.5	35.0	-18.8	81.9	99.2	31.9	23.8	36.9
SPINE ACCELERATIONS									
Lower Lateral	Y	100.9	37.5	-18.5	91.3	69.4	36.9	15.3	71.9
Lower Lateral	Y(R)	97.8	37.5	-18.4	91.3	69.1	36.9	15.6	71.9
PELVIC ACCELERATIONS.									
Lateral	Y	73.4	33.8	-19.2	81.9	71.4	45.0	15.5	86.3
Lateral	Y(R)	74.4	33.8	-19.3	81.9	72.9	45.0	15.8	86.3

REFERENCE Positive Direction - Longitudinal (X) = forward
 Lateral (Y) = to right
 Vertical (Z) = up
 Negative Direction Longitudinal (X) = rearward
 Lateral (Y) = to left
 Vertical (Z) = down

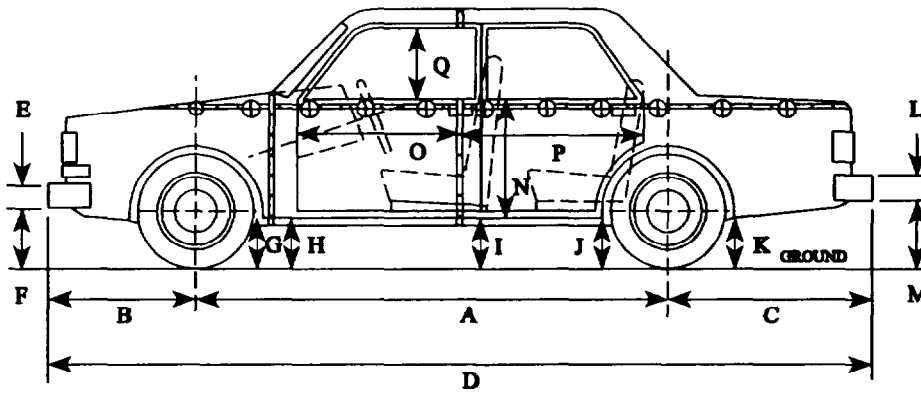
Note Above data has been FIR filtered Y(R) denotes redundant Y direction accelerometer
 Head Accelerations are filtered at SAE Class 1000

DATA SHEET 6

VEHICLE SIDE MEASUREMENTS

Vehicle 2001 Ford Mustang

NHTSA No C10201



LEFT SIDE VIEW

NOTE all dimensions are in millimeters with tolerance of ± 3 mm

	PRE TEST (as delivered)	PRE-TEST (as tested)	POST-TEST (as tested)	Δ CHANGE
A	2572		2501	-71
B	1073		1110	37
C	1009		1019	10
D	4654		4630	-24
E	287		287	0
F	295	300	326	26
G	198	180	271	91
H	198	179	289	110
I	215	177	209	32
J1	218	177	189	12
J2	218	177	189	12
K	267	218	243	25
L	339		339	0
M	350	304	356	52
N	681	-	614	-67
O	626	-	624	-2
P	777	-	772	-5
Q	384	-	565	181
R	4569		4559	-10
S	4570	-	4505	-65
T	1785		1714	-71

D = Length at Centerline
T = Width at B Pillar

E&L = Bumper Thickness
J1 = To Pinch Weld

R = Right Side Length
J2 = To Sill

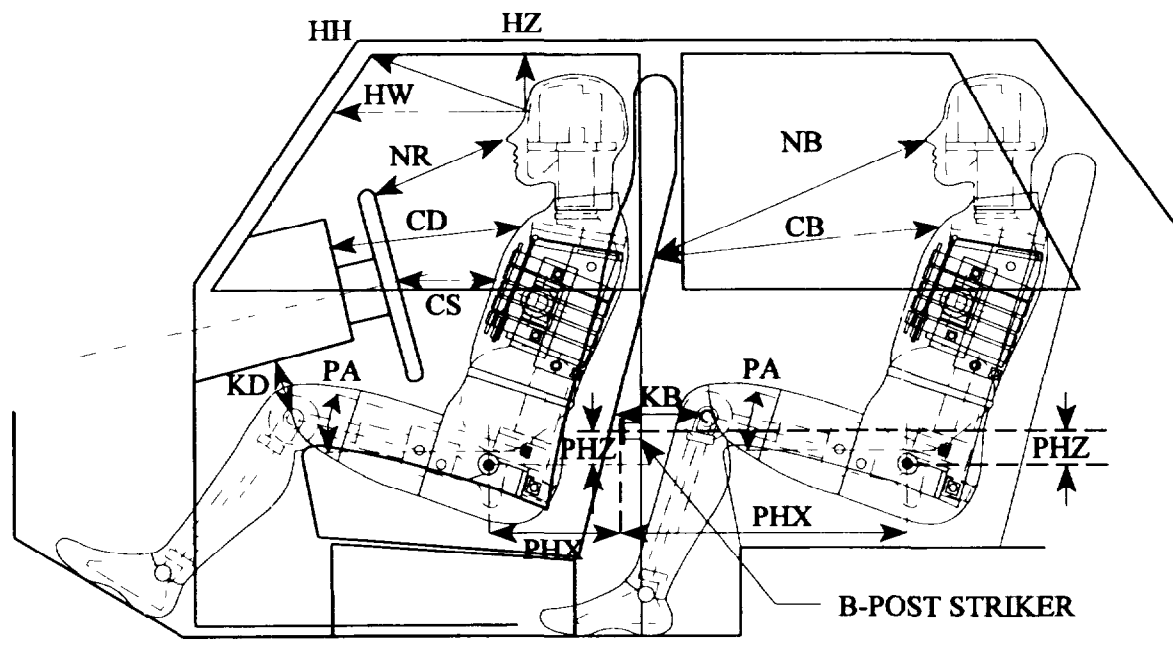
S = Left Side Length

DATA SHEET 7

SID LONGITUDINAL CLEARANCE DIMENSIONS

Vehicle 2001 Ford Mustang

NHTSA No C10201



LEFT SIDE VIEW

NOTE 2-DOOR VEHICLE SHOWN
REAR DUMMY PHX & PHZ
MEASUREMENTS FOR A 4-DOOR
VEHICLE WOULD USE THE C-POST
STRIKER AS A REFERENCE POINT

NOTE All dimensions are in millimeters with tolerance of ± 3 mm

	DRIVER ID# 013	LEFT REAR PASS ID# 012
HH	333	N/A
HW	493	N/A
HZ	131	131
NR/NB	419	404
CD/CB	557	348
CS	261	N/A
KDL(KDA°)/KBL(KDA°)	171 / (30 °)	85 / (29 °)
KDR(KBA°)/KBR(KBA°)	167 / (33 °)	97 / (30 °)
PA°	23 9 °	24 1 °
PHX	505	277
PHZ	134	100

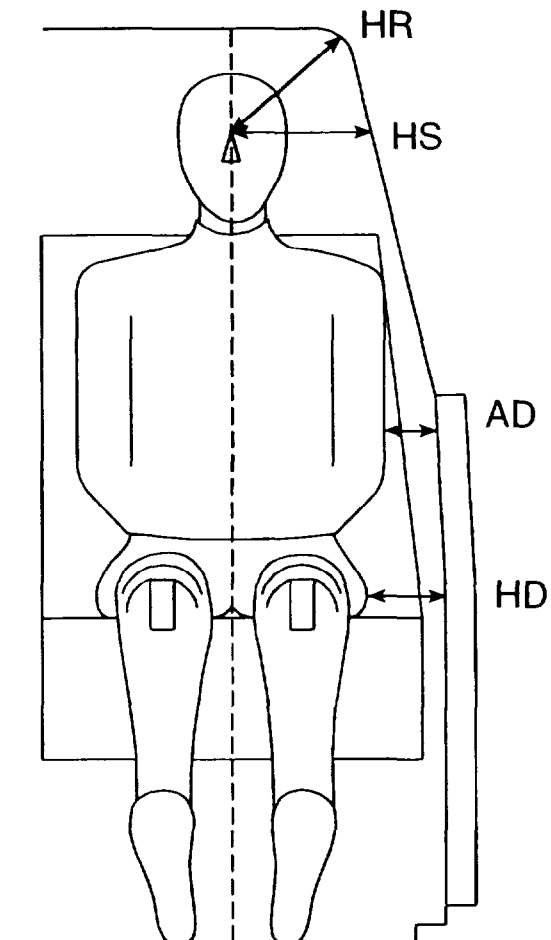
Note 2 door vehicle shown Rear dummy PHX & PHZ measurements for 4 door vehicle would use the C post striker as a reference point

DATA SHEET 8

SID LATERAL CLEARANCE DIMENSIONS

Vehicle 2001 Ford Mustang

NHTSA No C10201



NOTE All dimensions are in millimeters with tolerance of ± 3 mm

	DRIVER ID # <u>013</u>				LEFT REAR PASS ID # <u>015</u>			
HR	142				289			
HS	292				264 (side of roof)			
AD*	LOWER	86	UPPER	72	LOWER	13	UPPER	13
HD	128				90			

* Lower measurement is taken laterally at the center of the lower rib accelerometer height from the SID arm segment to the closest part of the vehicle side

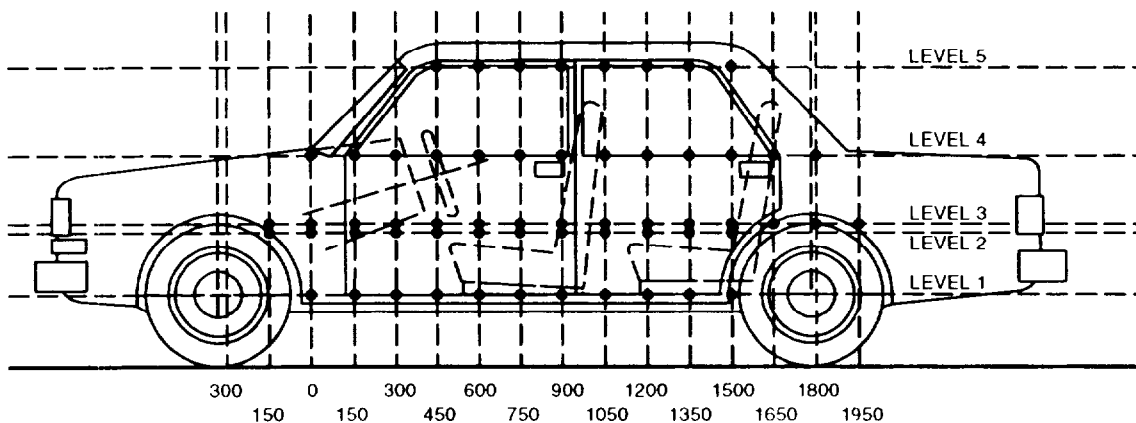
Upper measurement is taken laterally at the center of the upper rib accelerometer height from the SID arm segment to the closest part of the vehicle side

DATA SHEET 9

VEHICLE SIDE MEASUREMENTS

Vehicle 2001 Ford Mustang

NHTSA No 010201



LEFT SIDE VIEW

NOTE All measurements are in millimeters (mm)

- LEVEL 5 - WINDOW TOP
- LEVEL 4 - WINDOW SILL
- LEVEL 3 - MID DOOR
- LEVEL 2 - OCCUPANT H POINT
- LEVEL 1 - SILL TOP HEIGHT

MEASUREMENTS ARE TAKEN WHEN THE VEHICLE IS IN THE 'AS TESTED' CONFIGURATION
 Measurements Along the Vertical 750 mm Line Shown Above

Level 5 @ Window Top	=	<u>1262</u>	millimeters
Level 4 @ Window Sill	=	<u>840</u>	millimeters
Level 3 @ Mid Door	=	<u>594</u>	millimeters
Level 2 @ Occupant H Point	=	<u>493</u>	millimeters
Level 1 @ Sill Top Height	=	<u>226</u>	millimeters

DATA SHEET 10

VEHICLE EXTERIOR CRUSH PROFILES - ALL LEVELS

Vehicle 2001 Ford Mustang

NHTSA No C10201

NOTE: All dimensions are in millimeters with a tolerance of ±3 mm

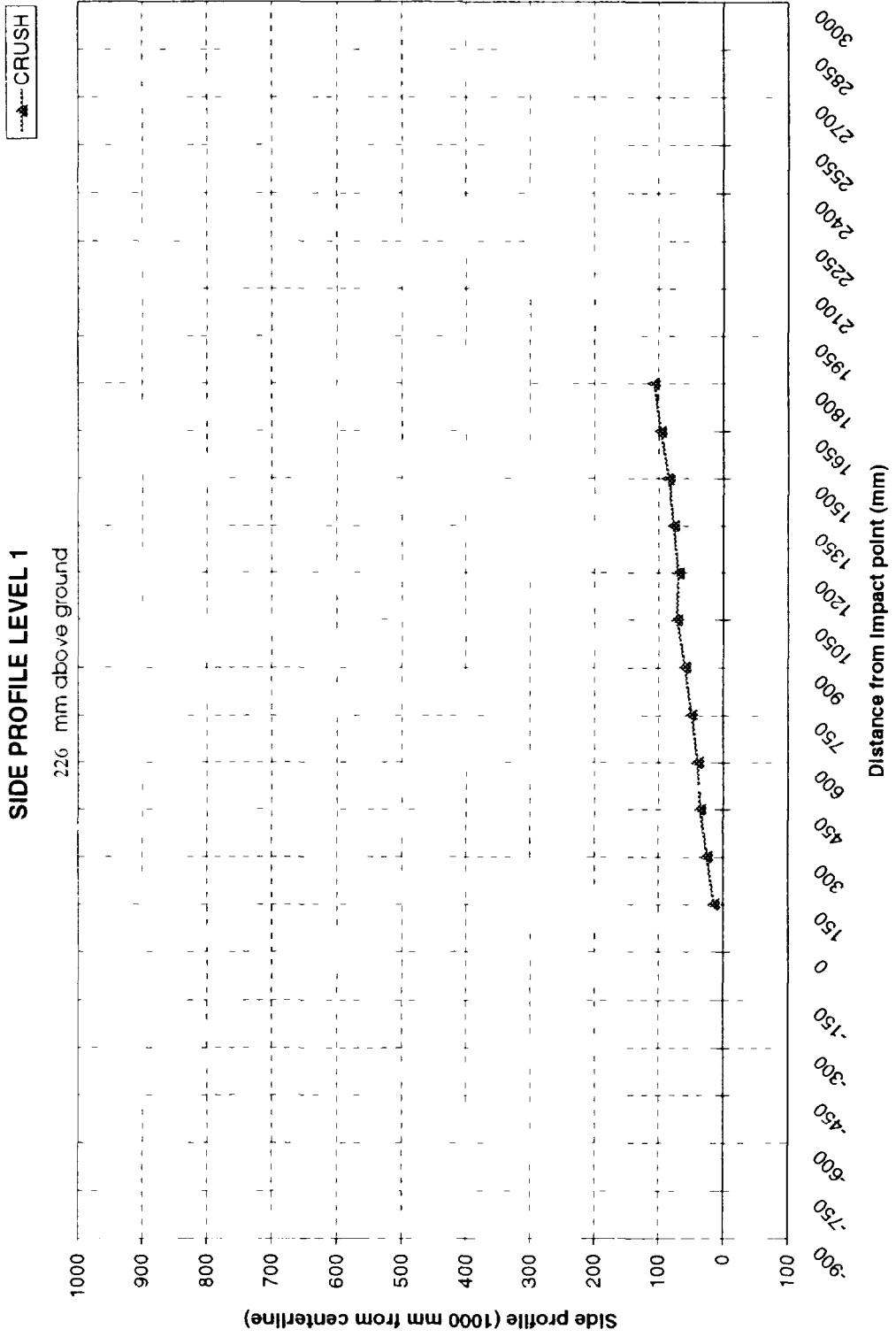
LEVEL	HEIGHT (mm)	DISTANCE IN MILLIMETERS (mm) FROM IMPACT POINT																											
		900	750	600	450	300	150	Ø	150	300	450	600	750	900	1050	1200	1350	1500	1650	1800	1950	2100	2250	2400	2550	2700	2850	3000	
LEVEL 1																													
	PRE																												
	POST	226																											
	CRUSH	N/A	N/A	N/A	N/A	N/A	N/A	N/A	N/A	N/A	N/A	N/A	N/A	N/A	N/A	N/A	N/A	N/A	N/A	N/A	N/A	N/A	N/A	N/A	N/A	N/A	N/A	N/A	N/A
LEVEL 2																													
	PRE	201	182	-	-	-	-	-	-	-	-	-	-	-	-	-	-	-	-	-	-	-	-	-	-	-	-	-	-
	POST	87	72	-	-	-	-	-	-	-	-	-	-	-	-	-	-	-	-	-	-	-	-	-	-	-	-	-	-
	CRUSH	-114	-110	N/A	N/A	N/A	N/A	N/A	N/A	N/A	N/A	N/A	N/A	N/A	N/A	N/A	N/A	N/A	N/A	N/A	N/A	N/A	N/A	N/A	N/A	N/A	N/A	N/A	N/A
LEVEL 3																													
	PRE	213	167	-	-	-	-	-	-	-	-	-	-	-	-	-	-	-	-	-	-	-	-	-	-	-	-	-	-
	POST	107	81	-	-	-	-	-	-	-	-	-	-	-	-	-	-	-	-	-	-	-	-	-	-	-	-	-	-
	CRUSH	106	86	N/A	N/A	N/A	N/A	N/A	N/A	N/A	N/A	N/A	N/A	N/A	N/A	N/A	N/A	N/A	N/A	N/A	N/A	N/A	N/A	N/A	N/A	N/A	N/A	N/A	N/A
LEVEL 4																													
	PRE	294	263	234	214	198	189	178	169	163	161	156	154	150	146	144	141	136	139	137	137	136	144	149	162	185	213	260	
	POST	180	157	145	145	139	151	172	229	243	278	292	312	333	357	373	387	397	441	324	214	186	180	178	189	200	226	262	
	CRUSH	114	-106	89	-69	59	-38	-6	60	80	117	136	158	183	211	229	246	261	302	187	77	50	36	29	27	15	13	2	
LEVEL 5																													
	PRE																												
	POST																												
	CRUSH	N/A	N/A	N/A	N/A	N/A	N/A	N/A	N/A	N/A	N/A	N/A	N/A	N/A	N/A	N/A	N/A	N/A	N/A	N/A	N/A	N/A	N/A	N/A	N/A	N/A	N/A	N/A	N/A

DATA SHEET 10 (continued)

VEHICLE EXTERIOR CRUSH PROFILES

Vehicle 2001 Ford Mustang

NHTSA No CI0201

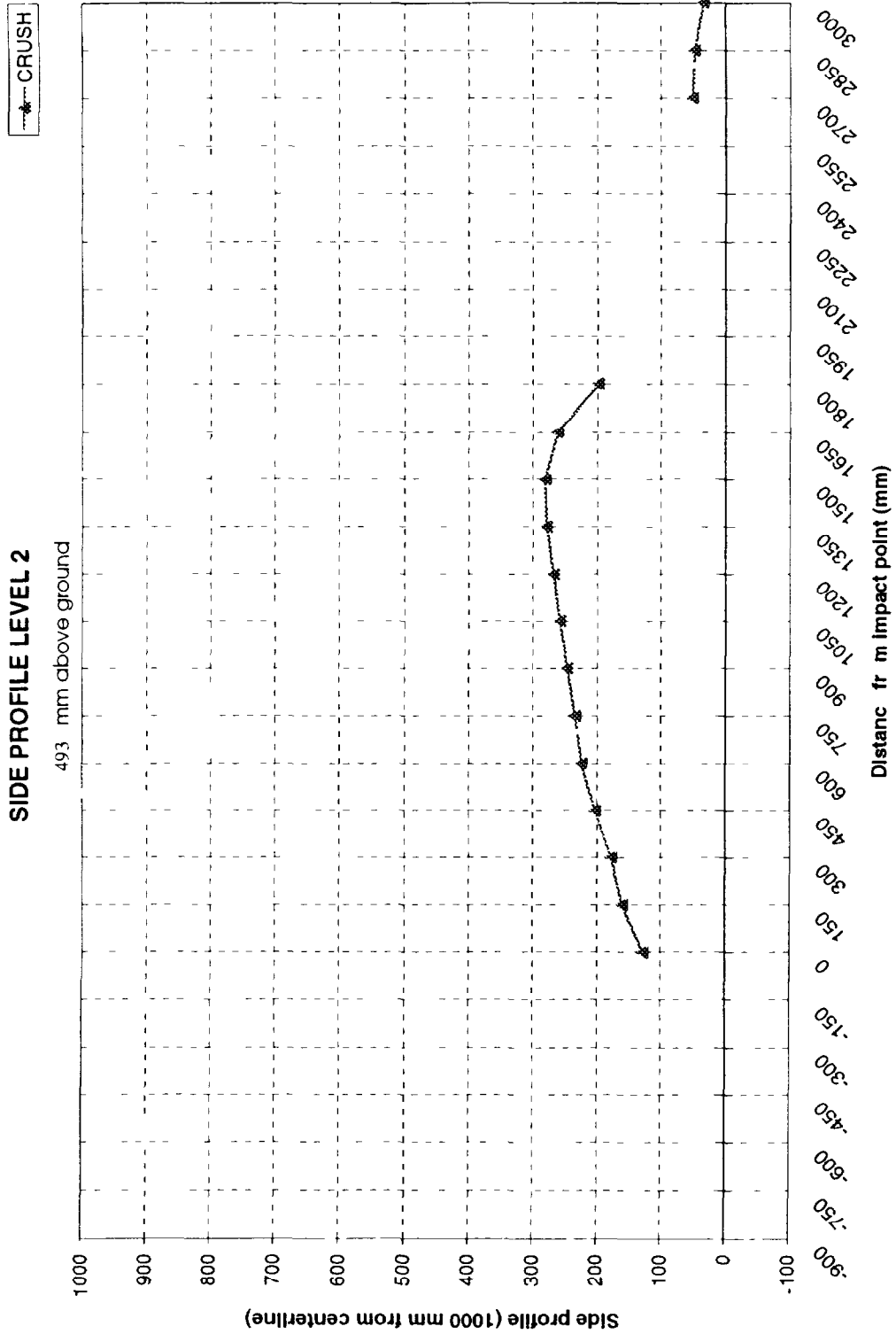


DATA SHEET 10 (continued)

VEHICLE EXTERIOR CRUSH PROFILES

Vehicle 2001 Ford Mustang

NHTSA No C10201

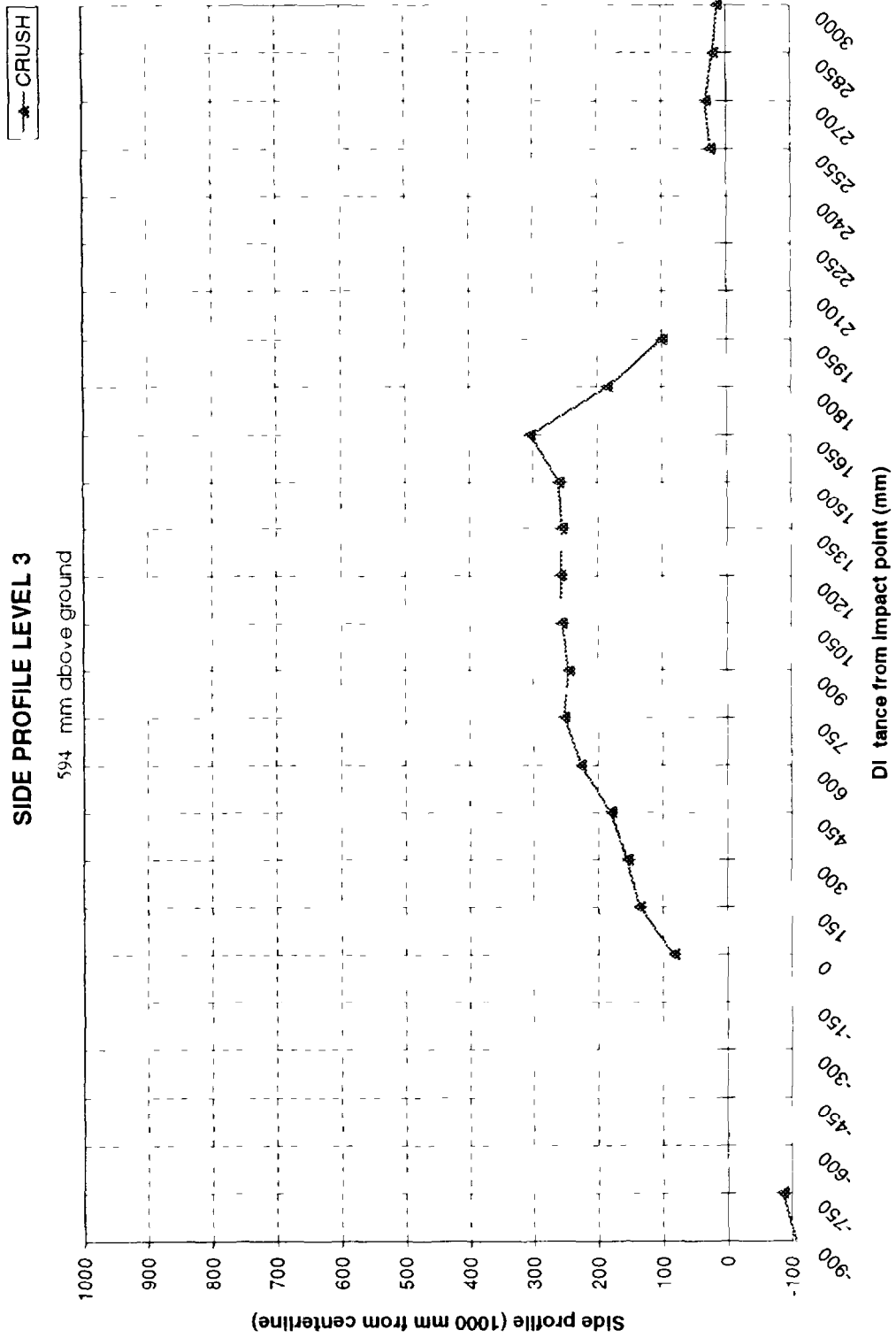


DATA SHEET 10 (continued)

VEHICLE EXTERIOR CRUSH PROFILES

Vehicle 2001 Ford Mustang

NHTSA No CI0201

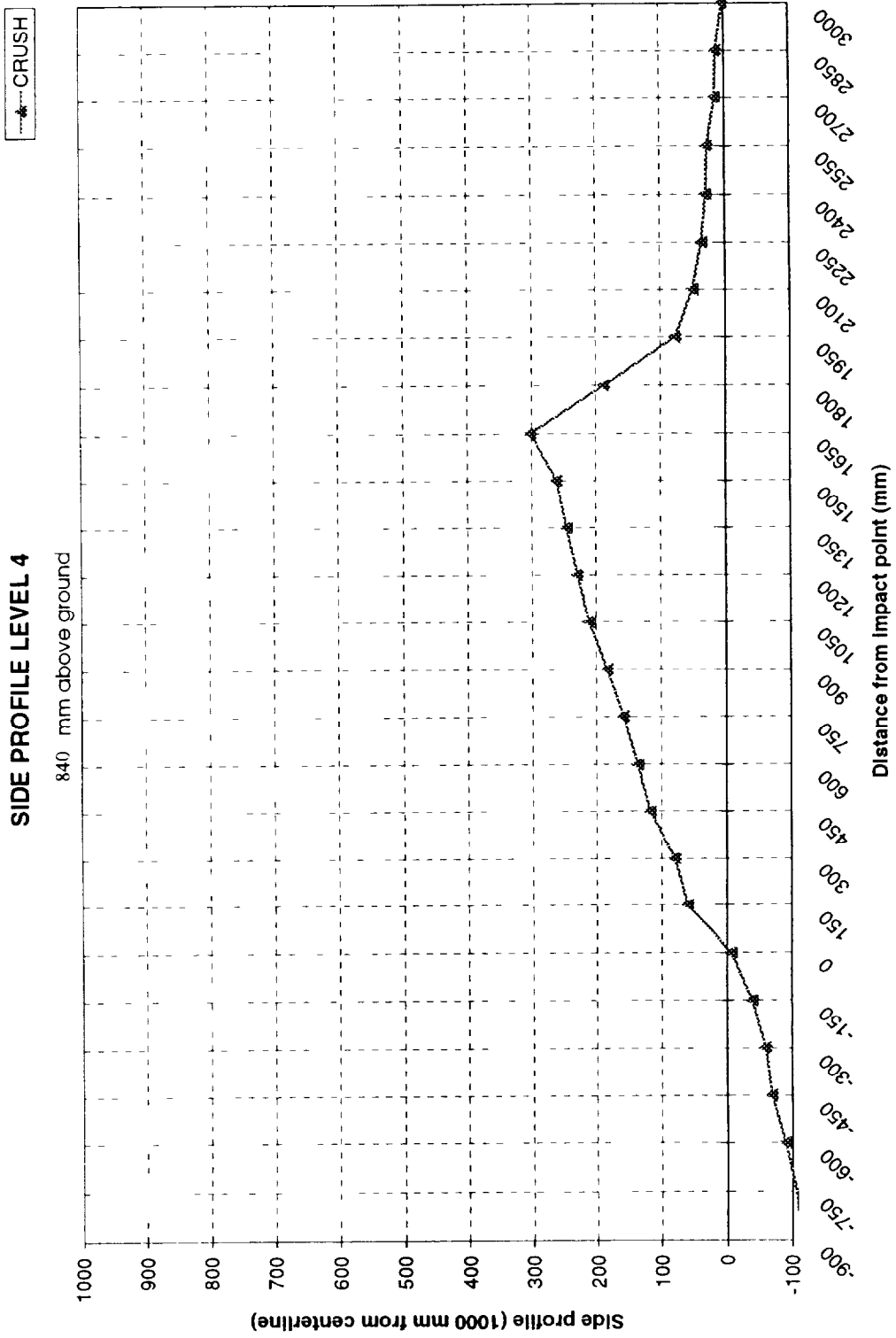


DATA SHEET 10 (continued)

VEHICLE EXTERIOR CRUSH PROFILES

Vehicle 2001 Ford Mustang

NHTSA No C10201

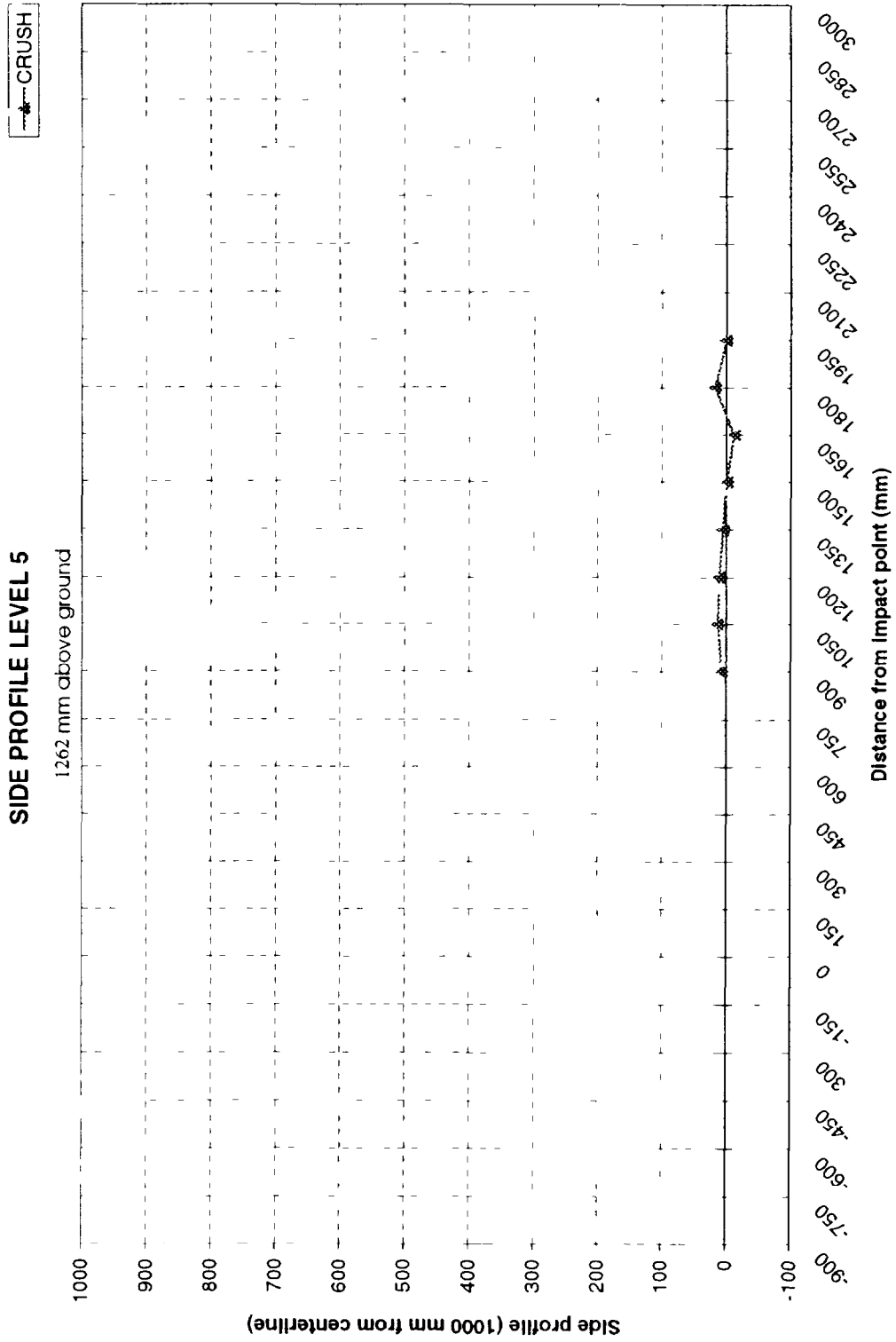


DATA SHEET 10 (continued)

VEHICLE EXTERIOR CRUSH PROFILES

Vehicle 2001 Ford Mustang

NHTSA No C10201

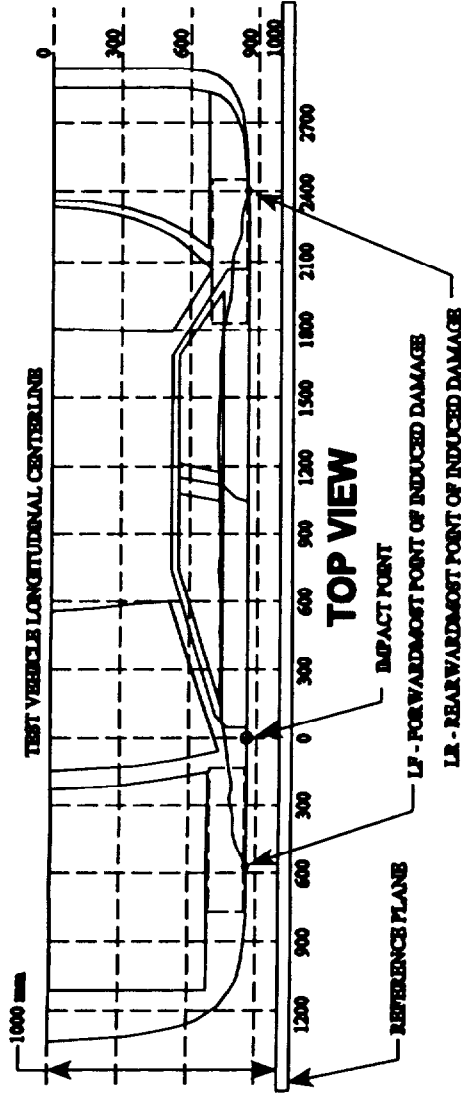


DATA SHEET 11

VEHICLE DAMAGE PROFILE DISTANCES

Vehicle 2001 Ford Mustang

NHTSA No CI0201



MEASUREMENT CONVENTIONS:

Forward of the impact point (towards front of vehicle) is considered negative (-)
 Rearward of the impact point (toward rear of vehicle) is considered positive (+).

NOTE: All dimensions are in millimeters with tolerance of ± 3 mm.

DPD MEASUREMENTS	POST TEST (mm)	PRETEST (mm)	STATIC CRUSH (mm)
1 (LR = <u>2750</u> mm)	200	149	51
2	182	141	41
3	419	115	304
4	403	142	261
5	357	140	217
6 (LF = <u>0</u> mm)	263	135	128

DATA SHEET 12

EXTERIOR STATIC CRUSH FOR IMPACTOR FACE
(Grid as looking at MDB from front)

NHTSA No C10201

Vehicle 2001 Ford Mustang

NOTE All dimensions are in millimeters with a tolerance of ±3 mm

LEVEL	HEIGHT AT CL (mm)*	DISTANCE RIGHT OF CENTER (mm)								DISTANCE LEFT OF CENTER (mm)								
		800	700	600	500	400	300	200	100	0	100	200	300	400	500	600	700	800
LEVEL 4																		
PRE		619	619	619	619	619	619	619	619	619	619	619	619	619	619	619	619	619
POST	813	684	619	605	606	606	609	614	620	625	631	637	647	663	676	715	710	714
CRUSH		65	0	-14	-13	-13	-10	-5	1	6	12	18	28	44	57	96	91	95
LEVEL 3																		
PRE		619	619	619	619	619	619	619	619	619	619	619	619	619	619	619	619	619
POST	686	649	633	624	620	617	614	615	617	619	621	623	627	637	656	694	696	701
CRUSH		30	14	5	1	-2	-5	-4	-2	0	2	4	8	18	37	75	77	82
LEVEL 2																		
PRE		619	619	619	619	619	619	619	619	619	619	619	619	619	619	619	619	619
POST	533	707	701	696	693	682	675	673	677	678	678	677	684	690	699	707	713	713
CRUSH		88	82	77	74	63	56	54	58	58	59	58	65	71	80	88	94	94
LEVEL 1																		
PRE		535	519	518	518	518	518	518	518	518	518	518	518	518	518	518	519	535
POST	432	677	677	674	661	646	639	632	632	630	633	635	641	648	659	677	666	672
CRUSH		142	158	156	143	128	121	114	114	112	115	117	123	130	141	159	147	137

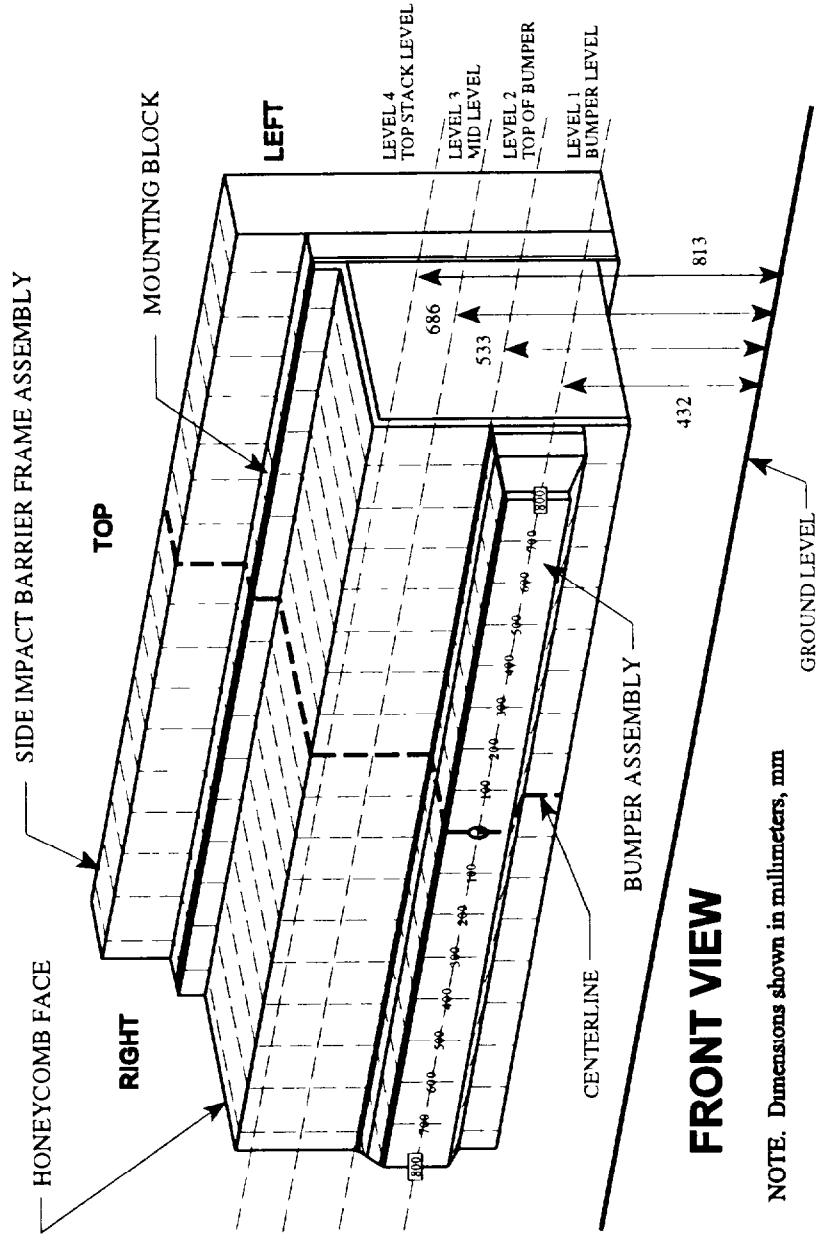
*Heights measured above ground level

DATA SHEET 12 (continued)

EXTERIOR STATIC CRUSH FOR IMPACTOR FACE

NHTSA No. CI0201

Vehicle 2001 Ford Mustang



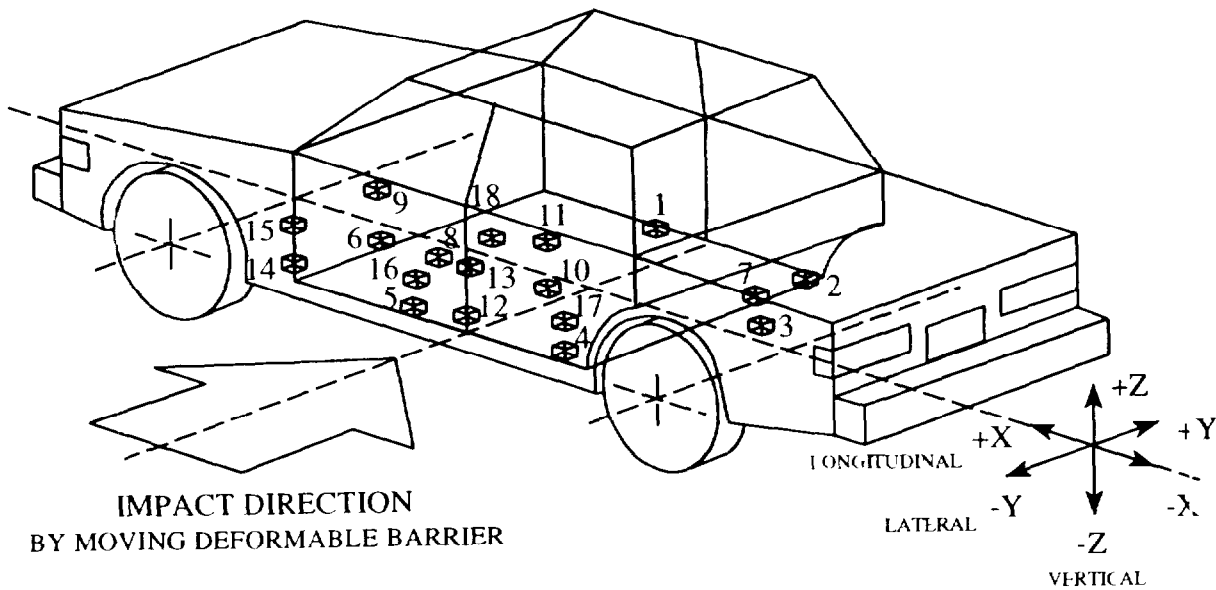
NOTE. Dimensions shown in millimeters, mm

DATA SHEET 13

TEST VEHICLE ACCELEROMETER LOCATIONS AND DATA SUMMARY

Vehicle 2001 Ford Mustang

NHTSA No C10201



- 1-Right Side Sill @ Front Seat
- 2-Right Side Sill @ Rear Seat
- 3-Rear Floorpan Above Axle
- 4-Left Side Sill @ Rear Seat
- 5-Left Side Sill @ Front Seat
- 6-Left Front Door on Centerline
- 7-Right Rear Occupant Compartment
- 8-Midrear of Left Front Door
- 9-Left Front Door Upper Centerline

- 10-Midrear of Left Rear Door
- 11-Left Rear Door Upper Centerline
- 12-Left Lower B-Pillar
- 13-Left Middle B-Pillar
- 14-Left Lower A Pillar
- 15-Left Middle A Pillar
- 16-Front Seat Track
- 17-Rear Seat Track
- 18-Vehicle CG

DATA SHEET 13 (continued)

VEHICLE ACCELEROMETER LOCATIONS AND DATA SUMMARY

Vehicle 2001 Ford Mustang

NHTSA No CJ0201

Accel No	Location	Coordinates (mm)±3			Long (x)			Lat (y)			Vert (z)			Resultant	
		X*	Y*	Z*	Max (g)	Time (msec)	Pos	Max (g)	Time (msec)	Pos	Max (g)	Time (msec)	Max (g)	Time (msec)	
1	Right Side Sill at Front Seat	2671	589	728	2.2	34.2	pos	24.8	10.2	10.0	33.6	25.8	10.6		
2	Right Side Sill at Rear Seat	1836	636	246	-4.3	15.9	neg	-2.5	153.4	-9.4	14.1	-	-		
3	Rear Floorpan Above Axle	1049	0	587	1.9	35.0	pos	22.1	10.3	17.2	37.8	24.2	10.5		
4	Left Side Sill at Rear Seat	1836	-636	246	-6.3	15.7	neg	-2.1	117.2	-14.1	31.8	-	-		
5	Left Side Sill at Front Seat	2671	-589	728	2.4	12.5	pos	31.7	8.7	11.7	15.1	33.1	8.5		
6**	Left Front Door on Centerline	-	-	-	-5.6	59.8	neg	-2.0	120.0	-13.2	32.8	-	-		
7	Right Rear Occupant Compartment	1902	343	246	-	-	pos	42.2	7.3	-	-	-	-		
8**	Midrear of Left Front Door	-	-	-	-	-	neg	-8.7	60.2	-	-	-	-		
9**	Left Front Door Upper Centerline	-	-	-	-	-	pos	47.9	5.9	-	-	-	-		
10**	Midrear of Left Rear Door	-	-	-	-	-	neg	-7.3	58.4	-	-	-	-		
11**	Left Rear Door Upper Centerline	-	-	-	-	-	pos	-	-	-	-	-	-		

*Reference X - Rear Bumper (+ Forward)

Y - Vehicle Centerline (+ To Right)

Z - Ground Level (+ Up)

** Accelerometer was not requested by COITR

DATA SHEET 13 (continued)

VEHICLE ACCELEROMETER LOCATIONS AND DATA SUMMARY

Vehicle 2001 Ford Mustang

NHTSA No C10201

Accel No	Location	Coordinates (mm)±3			Lat (y)			Vert (z)			Resultant	
		mm		Z*	Max (g)	Time (msec)	Max (g)	Time (msec)	Max (g)	Time (msec)	Max (g)	Time (msec)
		X*	Y*									
12	Left Lower B-Pillar	1603	559	413	pos	-	109.9	23.1	-	-	-	-
					neg	-	-85.2	27.8	-	-	-	-
13	Left Middle B-Pillar	1711	621	813	pos	-	146.4	20.5	-	-	-	-
					neg	-	-318.5	27.6	-	-	-	-
14	Left Lower A-Pillar	2891	699	444	pos	-	96.9	5.1	-	-	-	-
					neg	-	-9.8	55.1	-	-	-	-
15	Left Middle A-Pillar	2901	691	926	pos	-	32.1	14.4	-	-	-	-
					neg	-	‡	‡	-	-	-	-
16	Front Seat Track	1979	569	463	pos	-	40.5	11.8	-	-	-	-
					neg	-	-18.9	60.2	-	-	-	-
17†	Rear Seat Track	-	-	-	pos	-	-	-	-	-	-	-
					neg	-	-	-	-	-	-	-
18	Vehicle CG	1842	0	618	pos	2.7	29.1	6.7	25.6	27.4	34.4	7.0
					neg	-8.7	-7.1	60.3	-30.7	16.7	-	-

*Reference X - Rear Bumper (+ Forward)

Y - Vehicle Centerline (+ To Right)

Z - Ground Level (+ Up)

† Accelerometer not installed, no mounting position available

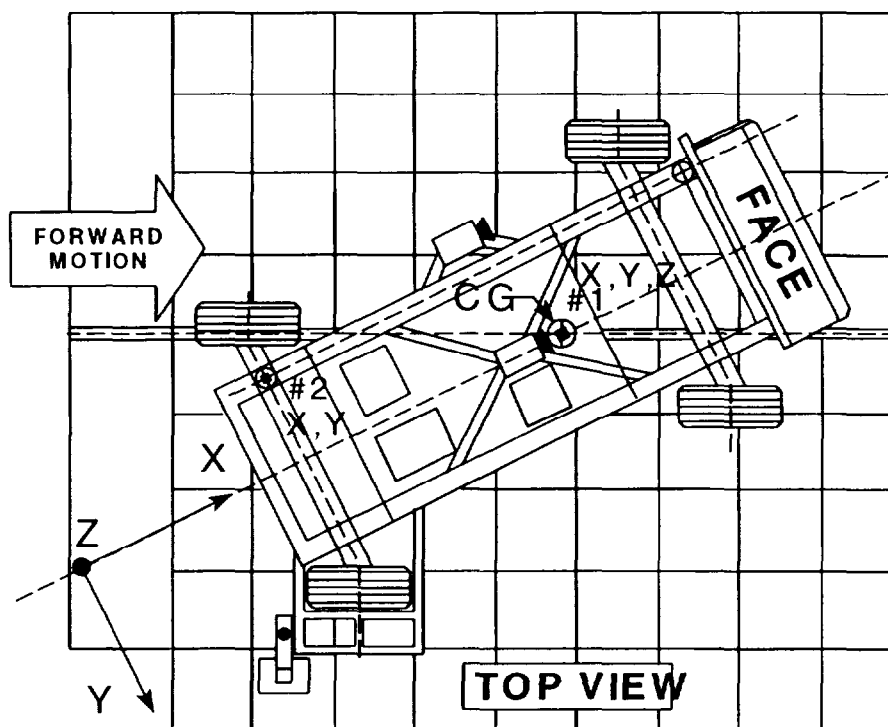
‡ Data questionable after 33 msec

DATA SHEET 14

MDB ACCELEROMETER LOCATIONS AND DATA SUMMARY

Vehicle 2001 Ford Mustang

NHTSA No C10201



Accel No	Location	Coordinates (millimeters)			Pos Direct		Neg Direct	
		X*	Y*	Z*	Max (g)	Time (msec)	Max (g)	Time (msec)
1	MDB Center of Gravity							
	Longitudinal X	1859	0	330	1.3	103.1	-21.6	33.8
	Lateral Y				1.4	127.3	-9.1	14.6
	Vertical Z				22.0	27.6	-17.9	20.4
Resultant R	27.8				27.6	0.1	-3.2	
2	Rear Frame Member							
	Longitudinal X	386	-660	660	2	147.7	-21.1	34.3
Lateral Y	4.3				19.6	-2.4	108.5	

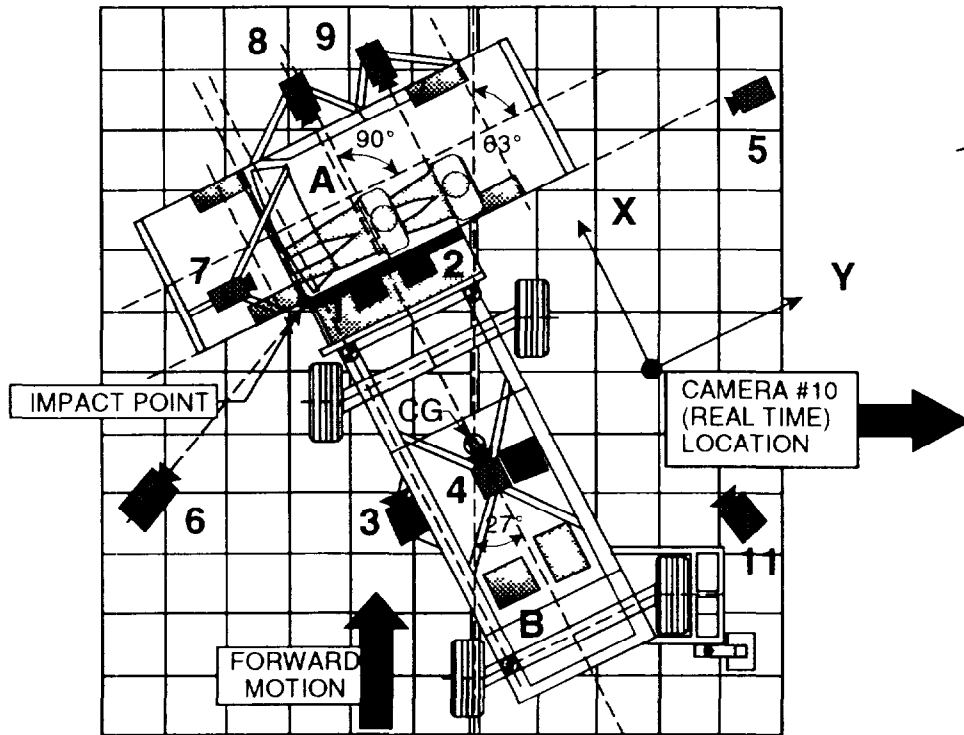
*Reference X = Rear Bumper (+ Forward)
 Y = Vehicle Centerline (+ To Right)
 Z = Ground Level (+ Up)
 All measurements accurate to within ± 3 mm

DATA SHEET 15

HIGH SPEED CAMERA LOCATIONS AND DATA SUMMARY

Vehicle 2001 Ford Mustang

NHTSA No CI0201



Camera No	View	Coordinates (millimeters)			Angle (deg)	Lens (mm)	Film Speed (fps)
		X*	Y*	Z*			
1	Overhead view of test vehicle	62	804	4880	-90	8	1015
2	Overhead closeup view of impact plane	198	870	4880	-90	12.5	1000
3	MDB onboard closeup view of impact point	-1470	0	847	0	13	1030
4	MDB onboard view of driver dummy	-1140	838	1586	-17	7.5	NT
5	Right side ground level overall view	9313	140	1107	-5	25	1010
6	Left side ground level overall view	-1733	-1597	1045	-9	13	1005
7	Test vehicle onboard driver front view	514	-173	1269	-11	13	1005
8	Test vehicle onboard driver side view	1727	959	987	-8	8	1020
9	Test vehicle onboard passenger side view	319	3599	1982	-12	8	1005
10	Real time film coverage of test	-	-	-	-	-	24
11	Secondary impact point view	NA	NA	NA	NA	25	NA

* Reference (from point of impact), all measurements accurate to within ±6 mm

- +X = Forward
- +Y = To Right
- +Z = Upward

SECTION 5

FUEL SYSTEM INTEGRITY

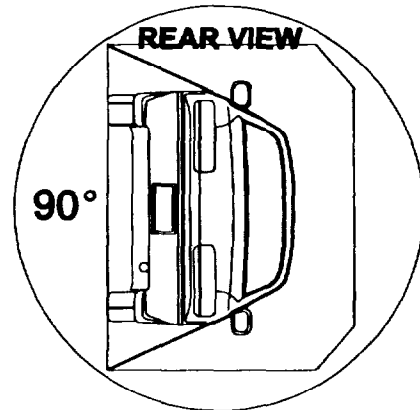
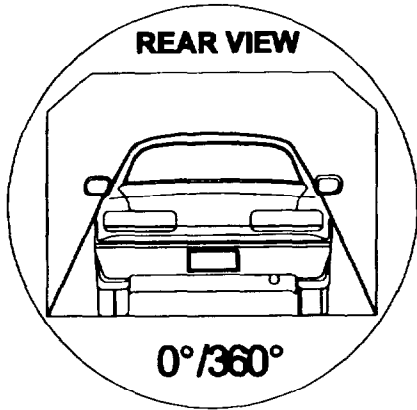
DATA SHEET 17

ROLLOVER DATA

Vehicle 2001 Ford Mustang

NHTSA No C10201

0 - 90 Degrees



I DETERMINATION OF SOLVENT COLLECTION TIME PERIOD

Rollover Fixture 90° Rotation Time (Spec Range = 1 to 3 minutes)	<u>1</u> minutes <u>12</u> seconds
FMVSS 301 Position Hold Time +	<u>5</u> minutes <u>0</u> seconds
TOTAL	<u>6</u> minutes <u>12</u> seconds
Next whole minute interval	<u>7</u> minutes

II FMVSS 301 REQUIREMENTS

(1) Time Period

First 5 minutes FROM onset of rotation	6th min	7th min	8th min (if required)
--	---------	---------	-----------------------

(2) Maximum Allowable Solvent Spillage

142 g	28 g	28 g	28 g
-------	------	------	------

III ACTUAL TEST VEHICLE SOLVENT SPILLAGE

0 g	0 g	0 g	N/A
-----	-----	-----	-----

Note Record spillage for whole minute intervals only as determined above

IV SOLVENT SPILLAGE LOCATION(S)

None

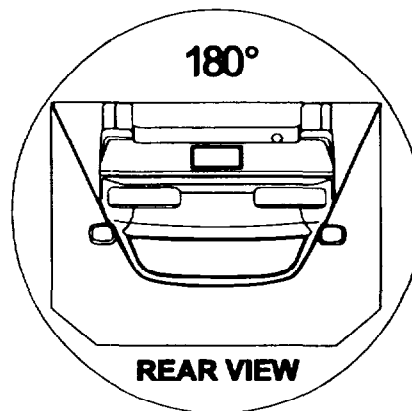
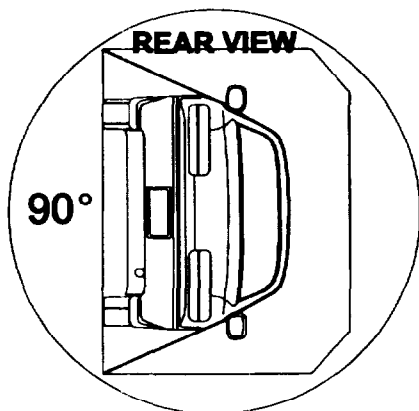
DATA SHEET 17 (continued)

ROLLOVER DATA

Vehicle 2001 Ford Mustang

NHTSA No C10201

90 - 180 Degrees



I DETERMINATION OF SOLVENT COLLECTION TIME PERIOD

Rollover Fixture 90° Rotation Time	<u>1</u> minutes <u>05</u> seconds
(Spec Range = 1 to 3 minutes)	
FMVSS 301 Position Hold Time +	<u>5</u> minutes <u>0</u> seconds
TOTAL	<u>6</u> minutes <u>5</u> seconds
Next whole minute interval	<u>7</u> minutes

II FMVSS 301 REQUIREMENTS

(1) Time Period

First 5 minutes FROM onset of rotation	6th min	7th min	8th min (if required)
--	---------	---------	-----------------------

(2) Maximum Allowable Solvent Spillage

142 g	28 g	28 g	28 g
-------	------	------	------

III ACTUAL TEST VEHICLE SOLVENT SPILLAGE

0 g	0 g	0 g	N/A
-----	-----	-----	-----

Note Record spillage for whole minute intervals only as determined above

IV SOLVENT SPILLAGE LOCATION(S)

None

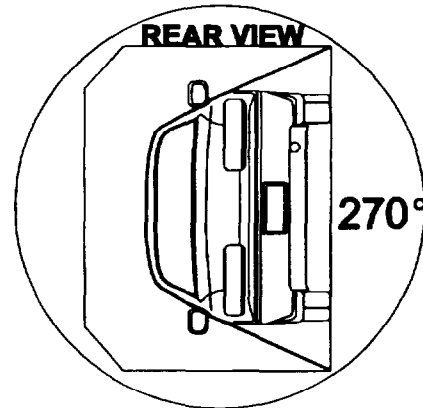
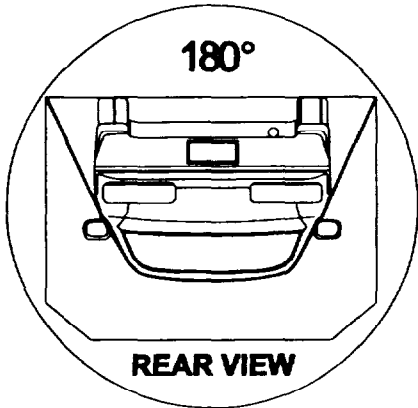
DATA SHEET 17 (continued)

ROLLOVER DATA

Vehicle 2001 Ford Mustang

NHTSA No C10201

180 - 270 Degrees



I DETERMINATION OF SOLVENT COLLECTION TIME PERIOD

Rollover Fixture 90° Rotation Time (Spec Range = 1 to 3 minutes)	1	minutes	09	seconds
FMVSS 301 Position Hold Time +	5	minutes	0	seconds
TOTAL	6	minutes	9	seconds
Next whole minute interval	7	minutes		

II FMVSS 301 REQUIREMENTS

(1) Time Period

First 5 minutes FROM onset of rotation	6th min	7th min	8th min (if required)
--	---------	---------	-----------------------

(2) Maximum Allowable Solvent Spillage

142 g	28 g	28 g	28 g
-------	------	------	------

III ACTUAL TEST VEHICLE SOLVENT SPILLAGE

0 g	0 g	0 g	N/A
-----	-----	-----	-----

Note Record spillage for whole minute intervals only as determined above

IV SOLVENT SPILLAGE LOCATION(S)

None

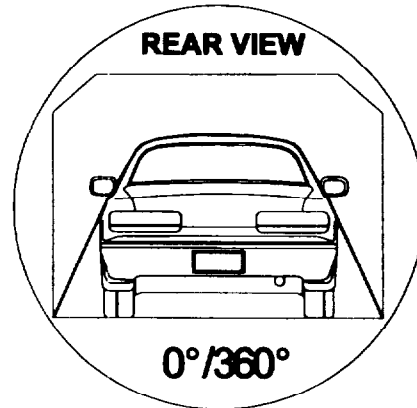
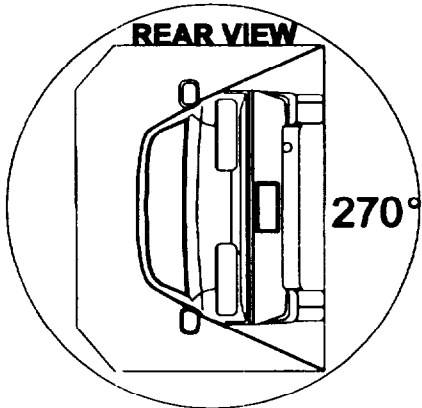
DATA SHEET 17 (continued)

ROLLOVER DATA

Vehicle 2001 Ford Mustang

NHTSA No C10201

270 - 360 Degrees



I DETERMINATION OF SOLVENT COLLECTION TIME PERIOD

Rollover Fixture 90° Rotation Time (Spec. Range = 1 to 3 minutes)	<u>1</u> minutes	<u>10</u> seconds
FMVSS 301 Position Hold Time +	<u>5</u> minutes	<u>0</u> seconds
TOTAL	<u>6</u> minutes	<u>10</u> seconds
Next whole minute interval	<u>7</u> minutes	

II FMVSS 301 REQUIREMENTS

(1) Time Period

First 5 minutes FROM onset of rotation	6th min	7th min	8th min (if required)
--	---------	---------	-----------------------

(2) Maximum Allowable Solvent Spillage

142 g	28 g	28 g	28 g
-------	------	------	------

III ACTUAL TEST VEHICLE SOLVENT SPILLAGE

0 g	0 g	0 g	N/A
-----	-----	-----	-----

Note Record spillage for whole minute intervals only as determined above.

IV SOLVENT SPILLAGE LOCATION(S)

None

APPENDIX A
PHOTOGRAPHS

TABLE OF PHOTOGRAPHS

<u>Figure</u>	<u>Photograph Title</u>	<u>Page</u>
Figure A- 1	PRE-TEST FRONTAL VIEW OF TEST VEHICLE	A- 3
Figure A- 2	POST-TEST FRONTAL VIEW OF TEST VEHICLE	A- 4
Figure A- 3	PRE-TEST REAR VIEW OF TEST VEHICLE	A- 5
Figure A- 4	POST-TEST REAR VIEW OF TEST VEHICLE	A- 6
Figure A- 5	PRE-TEST IMPACTED SIDE VIEW OF TEST VEHICLE	A- 7
Figure A- 6	POST-TEST IMPACTED SIDE VIEW OF TEST VEHICLE	A- 8
Figure A- 7	PRE-TEST FRONTAL VIEW OF IMPACTOR FACE	A- 9
Figure A- 8	POST-TEST FRONTAL VIEW OF IMPACTOR FACE	A- 10
Figure A- 9	PRE-TEST LEFT SIDE VIEW OF IMPACTOR FACE	A- 11
Figure A- 10	POST-TEST LEFT SIDE VIEW OF IMPACTOR FACE	A- 12
Figure A- 11	PRE-TEST RIGHT SIDE VIEW OF IMPACTOR FACE	A- 13
Figure A- 12	POST-TEST RIGHT SIDE VIEW OF IMPACTOR FACE	A- 14
Figure A- 13	PRE-TEST TOP VIEW OF IMPACTOR FACE	A- 15
Figure A- 14	POST-TEST TOP VIEW OF IMPACTOR FACE	A- 16
Figure A- 15	PRE-TEST OVERHEAD VIEW OF ALIGNED MDB AND VEHICLE	A- 17
Figure A- 16	POST-TEST OVERHEAD VIEW OF MDB AND VEHICLE	A- 18
Figure A- 17	PRE-TEST RIGHT OCCUPANT COMPARTMENT VIEW OF FRONT SID	A- 19
Figure A- 18	POST-TEST RIGHT OCCUPANT COMPARTMENT VIEW OF FRONT SID	A- 20
Figure A- 19	PRE-TEST RIGHT OCCUPANT COMPARTMENT VIEW OF REAR SID	A- 21
Figure A- 20	POST-TEST RIGHT OCCUPANT COMPARTMENT VIEW OF REAR SID	A- 22
Figure A- 21	PRE-TEST LEFT OCCUPANT COMPARTMENT VIEW OF FRONT SID	A- 23
Figure A- 22	POST-TEST LEFT OCCUPANT COMPARTMENT VIEW OF FRONT SID	A- 24
Figure A- 23	PRE-TEST LEFT OCCUPANT COMPARTMENT VIEW OF REAR SID	A- 25
Figure A- 24	POST-TEST LEFT OCCUPANT COMPARTMENT VIEW OF REAR SID	A- 26
Figure A- 25	PRE-TEST FRONT INTERIOR TRIM	A- 27
Figure A- 26	POST-TEST FRONT INTERIOR TRIM SHOWING SID IMPACT LOCATIONS	A- 28
Figure A- 27	PRE-TEST REAR INTERIOR TRIM	A- 29
Figure A- 28	POST-TEST REAR INTERIOR TRIM SHOWING SID IMPACT LOCATIONS	A- 30
Figure A- 29	PRE-TEST LEFT SIDE VIEW OF MDB WITH IMPACTOR FACE IN POSITION	A- 31
Figure A- 30	PRE-TEST RIGHT SIDE VIEW OF MDB WITH IMPACTOR FACE IN POSITION	A- 32
Figure A- 31	POST-TEST CLOSE-UP VIEW OF IMPACT POINT TARGET	A- 33
Figure A- 32	CLOSE-UP VIEW OF VEHICLE'S CERTIFICATION LABEL	A- 34
Figure A- 33	CLOSE-UP VIEW OF VEHICLE'S TIRE PLACARD LABEL	A- 35
Figure A- 34	IMPACT PHOTO	A- 36
Figure A- 35	ROLLOVER 90 DEGREES	A- 37
Figure A- 36	ROLLOVER 180 DEGREES	A- 38
Figure A- 37	ROLLOVER 270 DEGREES	A- 39
Figure A- 38	ROLLOVER 360 DEGREES	A- 40




Figure A-1: PRE-TEST FRONTAL VIEW OF TEST VEHICLE



Figure A-2: POST-TEST FRONTAL VIEW OF TEST VEHICLE



Figure A-3: PRE-TEST REAR VIEW OF TEST VEHICLE



Figure A-4: POST-TEST REAR VIEW OF TEST VEHICLE




Figure A-5: PRE-TEST IMPACTED SIDE VIEW OF TEST VEHICLE




Figure A-6: POST-TEST IMPACTED SIDE VIEW OF TEST VEHICLE



Figure A-7: PRE-TEST FRONTAL VIEW OF IMPACTOR FACE




Figure A-8: POST-TEST FRONTAL VIEW OF IMPACTOR FACE



Figure A-9: PRE-TEST LEFT SIDE VIEW OF IMPACTOR FACE



Figure A-10: POST-TEST LEFT SIDE VIEW OF IMPACTOR FACE




Figure A-11: PRE-TEST RIGHT SIDE VIEW OF IMPACTOR FACE



Figure A-12: POST-TEST RIGHT SIDE VIEW OF IMPACTOR FACE




Figure A-13: PRE-TEST TOP VIEW OF IMPACTOR FACE



Figure A-14: POST-TEST TOP VIEW OF IMPACTOR FACE




Figure A-15: PRE-TEST OVERHEAD VIEW OF ALIGNED MDB AND VEHICLE



Figure A-16: POST-TEST OVERHEAD VIEW OF MDB AND VEHICLE




Figure A-17: PRE-TEST RIGHT OCCUPANT COMPARTMENT VIEW OF FRONT SID



Figure A-18: POST-TEST RIGHT OCCUPANT COMPARTMENT VIEW OF FRONT SID



Figure A-19: PRE-TEST RIGHT OCCUPANT COMPARTMENT VIEW OF REAR SID



Figure A-20: POST-TEST RIGHT OCCUPANT COMPARTMENT VIEW OF REAR SID



Figure A-21: PRE-TEST LEFT OCCUPANT COMPARTMENT VIEW OF FRONT SID



Figure A-22: POST-TEST LEFT OCCUPANT COMPARTMENT VIEW OF FRONT SID



Figure A-23: PRE-TEST LEFT OCCUPANT COMPARTMENT VIEW OF REAR SID



Figure A-24: POST-TEST LEFT OCCUPANT COMPARTMENT VIEW OF REAR SID




Figure A-25: PRE-TEST FRONT INTERIOR TRIM



Figure A-26: POST-TEST FRONT INTERIOR TRIM SHOWING SID IMPACT LOCATIONS




Figure A-27: PRE-TEST REAR INTERIOR TRIM



Figure A-28: POST-TEST REAR INTERIOR TRIM SHOWING SID IMPACT LOCATIONS




Figure A-29: PRE-TEST LEFT SIDE VIEW OF MDB WITH IMPACTOR FACE IN POSITION




Figure A-30: PRE-TEST RIGHT SIDE VIEW OF MDB WITH IMPACTOR FACE IN POSITION



Figure A-31: POST-TEST CLOSE-UP VIEW OF IMPACT POINT TARGET

MFD. BY FORD MOTOR CO. IN U.S.A.
 GWR: 4365LB/1979KG

DATE: 10/00
 FRONT GAWR: 2317LB 1050KG
 REAR GAWR: 2117LB 960KG

THIS VEHICLE CONFORMS TO ALL APPLICABLE FEDERAL MOTOR
 VEHICLE SAFETY, BUMPER, AND THEFT PREVENTION STANDARDS
 IN EFFECT ON THE DATE OF MANUFACTURE SHOWN ABOVE.

WIN: 1FAFP4431F125850
 TYPE: PASSENGER

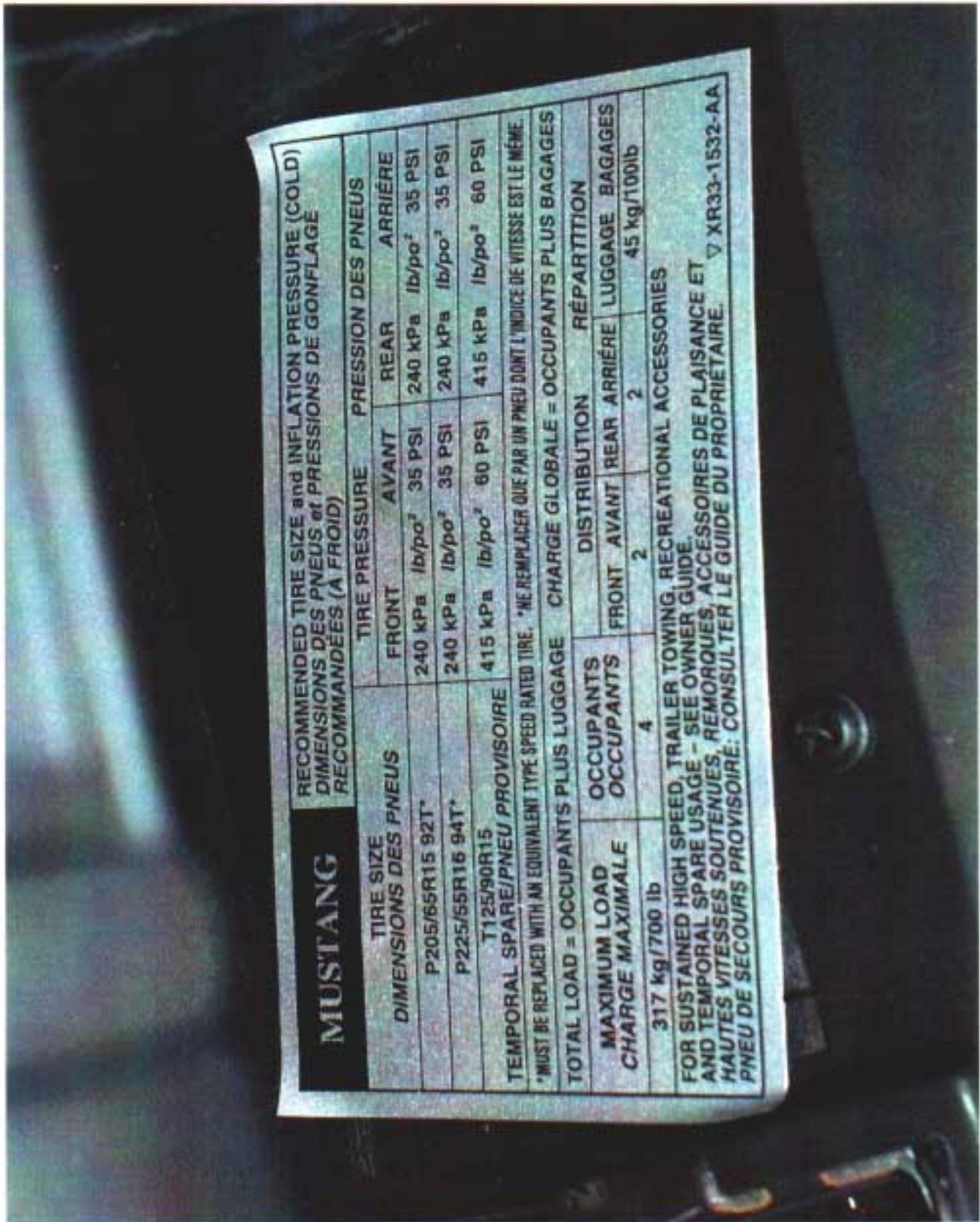
F0174
 R0156



EXT. PNT: ES
 BRK: INT TR
 1 TW

R: X5
 R AXLE
 U PP2Z
 U SPR
 IRC: 44
 1 DSDP
 1ZE13
 P05
 UPC ∇ F05D-1520472-AB

Figure A-32: CLOSE-UP VIEW OF VEHICLE'S CERTIFICATION LABEL



MUSTANG

RECOMMENDED TIRE SIZE and INFLATION PRESSURE (COLD)
 DIMENSIONS DES PNEUS et PRESSIONS DE GONFLAGE
 RECOMMANDÉES (À FROID)

TIRE SIZE DIMENSIONS DES PNEUS	TIRE PRESSURE PRESSION DES PNEUS	
	FRONT AVANT	REAR ARRIÈRE
P205/65R15 92T*	240 kPa lb/po ² 35 PSI	240 kPa lb/po ² 35 PSI
P225/55R16 94T*	240 kPa lb/po ² 35 PSI	240 kPa lb/po ² 35 PSI
T125/90R15 TEMPORAL SPARE/PNEU PROVISOIRE	415 kPa lb/po ² 60 PSI	415 kPa lb/po ² 60 PSI

*MUST BE REPLACED WITH AN EQUIVALENT TYPE SPEED RATED TIRE. *NE REMPLACER QUE PAR UN PNEU DONT L'INDICE DE VITESSE EST LE MÊME.

TOTAL LOAD = OCCUPANTS PLUS LUGGAGE CHARGE GLOBALE = OCCUPANTS PLUS BAGAGES

MAXIMUM LOAD CHARGE MAXIMALE	DISTRIBUTION RÉPARTITION	
	FRONT AVANT	REAR ARRIÈRE
317 kg/700 lb	2	2

FOR SUSTAINED HIGH SPEED, TRAILER TOWING, RECREATIONAL ACCESSORIES
 AND TEMPORAL SPARE USAGE - SEE OWNER GUIDE.
 HAUTES VITESSES SOUTENUES, REMORQUES, ACCESSOIRES DE PLAISANCE ET
 PNEU DE SECOURS PROVISOIRE: CONSULTER LE GUIDE DU PROPRIÉTAIRE. ▽ XR33-1532-AA

Figure A-33: CLOSE-UP VIEW OF VEHICLE'S TIRE PLACARD LABEL




Figure A-34: IMPACT PHOTO



Figure A-35: ROLLOVER 90 DEGREES



Figure A-36: ROLLOVER 180 DEGREES



Figure A-37: ROLLOVER 270 DEGREES




Figure A-38: ROLLOVER, 360 DEGREES

APPENDIX B

VEHICLE, MDB AND SID RESPONSE DATA

TABLE OF DATA PLOTS

DRIVER AND PASSENGER DUMMY INSTRUMENTATION PLOTS
 ACCELERATION DATA - FILTER CLASS 1000, LOWER SPINE FILTER CLASS 180
 INTEGRATION DATA FILTER CLASS 180

<u>Plot No</u>	<u>Data Plot Title</u>	<u>Page</u>
1	DRIVER HEAD (X) ACCELERATION VS TIME	B 6
2	DRIVER HEAD (X) VELOCITY VS TIME	B 7
3	DRIVER HEAD (Y) ACCELERATION VS TIME	B- 8
4	DRIVER HEAD (Y) VELOCITY VS TIME	B- 9
5	DRIVER HEAD (Z) ACCELERATION VS TIME	B- 10
6	DRIVER HEAD (Z) VELOCITY VS TIME	B 11
7	DRIVER HEAD RESULTANT VS TIME	B- 12
8	DRIVER UPPER RIB (Y) ACCELERATION VS TIME	B 13
9	DRIVER UPPER RIB (Y) VELOCITY VS TIME	B 14
10	DRIVER LOWER RIB (Y) ACCELERATION VS TIME	B 15
11	DRIVER LOWER RIB (Y) VELOCITY VS TIME	B 16
12	DRIVER LOWER SPINE (Y) ACCELERATION VS TIME	B 17
13	DRIVER LOWER SPINE (Y) VELOCITY VS TIME	B 18
14	DRIVER PELVIC (Y) ACCELERATION VS TIME	B 19
15	DRIVER PELVIC (Y) VELOCITY VS TIME	B 20
16	PASSENGER HEAD (X) ACCELERATION VS TIME	B 21
17	PASSENGER HEAD (X) VELOCITY VS TIME	B 22
18	PASSENGER HEAD (Y) ACCELERATION VS TIME	B 23
19	PASSENGER HEAD (Y) VELOCITY VS TIME	B 24
20	PASSENGER HEAD (Z) ACCELERATION VS TIME	B 25
21	PASSENGER HEAD (Z) VELOCITY VS TIME	B 26
22	PASSENGER HEAD RESULTANT VS TIME	B 27
23	PASSENGER UPPER RIB (Y) ACCELERATION VS TIME	B 28
24	PASSENGER UPPER RIB (Y) VELOCITY VS TIME	B 29
25	PASSENGER LOWER RIB (Y) ACCELERATION VS TIME	B 30
26	PASSENGER LOWER RIB (Y) VELOCITY VS TIME	B 31
27	PASSENGER LOWER SPINE (Y) ACCELERATION VS TIME	B 32
28	PASSENGER LOWER SPINE (Y) VELOCITY VS TIME	B 33
29	PASSENGER PELVIC (Y) ACCELERATION VS TIME	B 34
30	PASSENGER PELVIC (Y) VELOCITY VS TIME	B 35

DRIVER & PASSENGER DUMMY INSTRUMENTATION PLOTS
 ACCELERATION DATA FIR FILTERED

<u>Plot No</u>	<u>Data Plot Title</u>	<u>Page</u>
31	DRIVER UPPER RIB (Y) ACCELERATION VS TIME	B- 36
32	DRIVER LOWER RIB (Y) ACCELERATION VS TIME	B 37
33	DRIVER LOWER SPINE (Y) ACCELERATION VS TIME	B 38
34	DRIVER PELVIC (Y) ACCELERATION VS TIME	B 39
35	PASSENGER UPPER RIB (Y) ACCELERATION VS TIME	B 40
36	PASSENGER LOWER RIB (Y) ACCELERATION VS TIME	B 41
37	PASSENGER LOWER SPINE (Y) ACCELERATION VS TIME	B 42
38	PASSENGER PELVIC (Y) ACCELERATION VS TIME	B 43

TEST VEHICLE INSTRUMENTATION PLOTS
ACCELERATION DATA FILTER CLASS 60
INTEGRATION DATA FILTER CLASS 180

<u>Plot No</u>	<u>Data Plot Title</u>	<u>Page</u>
39	RIGHT SIDE SILL AT FRONT SEAT (X) ACCELERATION VS TIME	B 44
40	RIGHT SIDE SILL AT FRONT SEAT (X) VELOCITY VS TIME	B 45
41	RIGHT SIDE SILL AT FRONT SEAT (Y) ACCELERATION VS TIME	B- 46
42	RIGHT SIDE SILL AT FRONT SEAT (Y) VELOCITY VS TIME	B 47
43	RIGHT SIDE SILL AT FRONT SEAT (Z) ACCELERATION VS TIME	B 48
44	RIGHT SIDE SILL AT FRONT SEAT (Z) VELOCITY VS TIME	B 49
45	RIGHT SIDE SILL AT FRONT SEAT RESULTANT ACCELERATION VS TIME	B 50
46	RIGHT SIDE SILL AT REAR SEAT (X) ACCELERATION VS TIME	B 51
47	RIGHT SIDE SILL AT REAR SEAT (X) VELOCITY VS TIME	B 52
48	RIGHT SIDE SILL AT REAR SEAT (Y) ACCELERATION VS TIME	B 53
49	RIGHT SIDE SILL AT REAR SEAT (Y) VELOCITY VS TIME	B- 54
50	RIGHT SIDE SILL AT REAR SEAT (Z) ACCELERATION VS TIME	B 55
51	RIGHT SIDE SILL AT REAR SEAT (Z) VELOCITY VS TIME	B 56
52	RIGHT SIDE SILL AT REAR SEAT RESULTANT ACCELERATION VS TIME	B- 57
53	REAR FLOORPAN ABOVE AXLE (X) ACCELERATION VS TIME	B 58
54	REAR FLOORPAN ABOVE AXLE (X) VELOCITY VS TIME	B- 59
55	REAR FLOORPAN ABOVE AXLE (Y) ACCELERATION VS TIME	B 60
56	REAR FLOORPAN ABOVE AXLE (Y) VELOCITY VS TIME	B- 61
57	REAR FLOORPAN ABOVE AXLE (Z) ACCELERATION VS TIME	B- 62
58	REAR FLOORPAN ABOVE AXLE (Z) VELOCITY VS TIME	B 63
59	REAR FLOORPAN ABOVE AXLE RESULTANT ACCELERATION VS TIME	B 64
60	LEFT SIDE SILL AT REAR SEAT (Y) ACCELERATION VS TIME	B 65
61	LEFT SIDE SILL AT REAR SEAT (Y) VELOCITY VS TIME	B 66
62	LEFT SIDE SILL AT FRONT SEAT (Y) ACCELERATION VS TIME	B- 67
63	LEFT SIDE SILL AT FRONT SEAT (Y) VELOCITY VS TIME	B 68
64	RIGHT REAR OCCUPANT COMPARTMENT (Y) ACCELERATION VS TIME	B- 69
65	RIGHT REAR OCCUPANT COMPARTMENT (Y) VELOCITY VS TIME	B 70
66	LOWER B POST (Y) ACCELERATION VS TIME	B- 71
67	LOWER B POST (Y) VELOCITY VS TIME	B- 72
68	UPPER B POST (Y) ACCELERATION VS TIME	B- 73
69	UPPER B POST (Y) VELOCITY VS TIME	B- 74
70	LOWER A POST (Y) ACCELERATION VS TIME	B 75
71	LOWER A POST (Y) VELOCITY VS TIME	B- 76
72	UPPER A POST (Y) ACCELERATION VS TIME	B- 77
73	UPPER A POST (Y) VELOCITY VS TIME	B- 78
74	FRONT SEAT TRACK (Y) ACCELERATION VS TIME	B- 79
75	FRONT SEAT TRACK (Y) VELOCITY VS TIME	B 80
76	REAR SEAT TRACK (Y) ACCELERATION VS TIME	B 81
77	REAR SEAT TRACK (Y) VELOCITY VS TIME	B- 82

TEST VEHICLE INSTRUMENTATION PLOTS
ACCELERATION DATA - FILTER CLASS 60
INTEGRATION DATA - FILTER CLASS 180

<u>Plot No</u>	<u>Data Plot Title</u>	<u>Page</u>
78	VEHICLE CENTER OF GRAVITY (X) ACCELERATION VS TIME	B 83
79	VEHICLE CENTER OF GRAVITY (X) VELOCITY VS TIME	B 84
80	VEHICLE CENTER OF GRAVITY (Y) ACCELERATION VS TIME	B 85
81	VEHICLE CENTER OF GRAVITY (Y) VELOCITY ACCELERATION VS TIME	B 86
82	VEHICLE CENTER OF GRAVITY (Z) ACCELERATION VS TIME	B 87
83	VEHICLE CENTER OF GRAVITY (Z) VELOCITY VS TIME	B 88
84	VEHICLE CENTER OF GRAVITY RESULTANT ACCELERATION VS TIME	B 89

MDB INSTRUMENTATION PLOTS
ACCELERATION DATA - FILTER CLASS 60
INTEGRATION DATA - FILTER CLASS 180

<u>Plot No</u>	<u>Data Plot Title</u>	<u>Page</u>
85	MDB CENTER OF GRAVITY (X) ACCELERATION VS TIME	B 90
86	MDB CENTER OF GRAVITY (X) VELOCITY VS TIME	B 91
87	MDB CENTER OF GRAVITY (Y) ACCELERATION VS TIME	B 92
88	MDB CENTER OF GRAVITY (Y) VELOCITY VS TIME	B 93
89	MDB CENTER OF GRAVITY (Z) ACCELERATION VS TIME	B 94
90	MDB CENTER OF GRAVITY (Z) VELOCITY VS TIME	B 95
91	MDB CENTER OF GRAVITY RESULTANT ACCELERATION VS TIME	B 96
92	MDB REAR (X) ACCELERATION VS TIME	B 97
93	MDB REAR (X) VELOCITY VS TIME	B 98
94	MDB REAR (Y) ACCELERATION VS TIME	B 99
95	MDB REAR (Y) VELOCITY VS TIME	B 100

DRIVER & PASSENGER DUMMY INSTRUMENTATION PLOTS (REDUNDANT)
ACCELERATION DATA - FILTER CLASS 1000, LOWER SPINE - FILTER CLASS 180
INTEGRATION DATA - FILTER CLASS 180

<u>Plot No</u>	<u>Data Plot Title</u>	<u>Page</u>
96	DRIVER UPPER RIB (Y) ACCELERATION VS TIME	B- 101
97	DRIVER UPPER RIB (Y) VELOCITY VS TIME	B- 102
98	DRIVER LOWER RIB (Y) ACCELERATION VS TIME	B- 103
99	DRIVER LOWER RIB (Y) VELOCITY VS TIME	B- 104
100	DRIVER LOWER SPINE (Y) ACCELERATION VS TIME	B- 105
101	DRIVER LOWER SPINE (Y) VELOCITY VS TIME	B- 106
102	DRIVER PELVIC (Y) ACCELERATION VS TIME	B 107
103	DRIVER PELVIC (Y) VELOCITY VS TIME	B- 108
104	PASSENGER UPPER RIB (Y) ACCELERATION VS TIME	B- 109
105	PASSENGER UPPER RIB (Y) VELOCITY VS TIME	B- 110
106	PASSENGER LOWER RIB (Y) ACCELERATION VS TIME	B- 111
107	PASSENGER LOWER RIB (Y) VELOCITY VS TIME	B 112
108	PASSENGER LOWER SPINE (Y) ACCELERATION VS TIME	B- 113
109	PASSENGER LOWER SPINE (Y) VELOCITY VS TIME	B- 114
110	PASSENGER PELVIC (Y) ACCELERATION VS TIME	B- 115
111	PASSENGER PELVIC (Y) VELOCITY VS TIME	B- 116

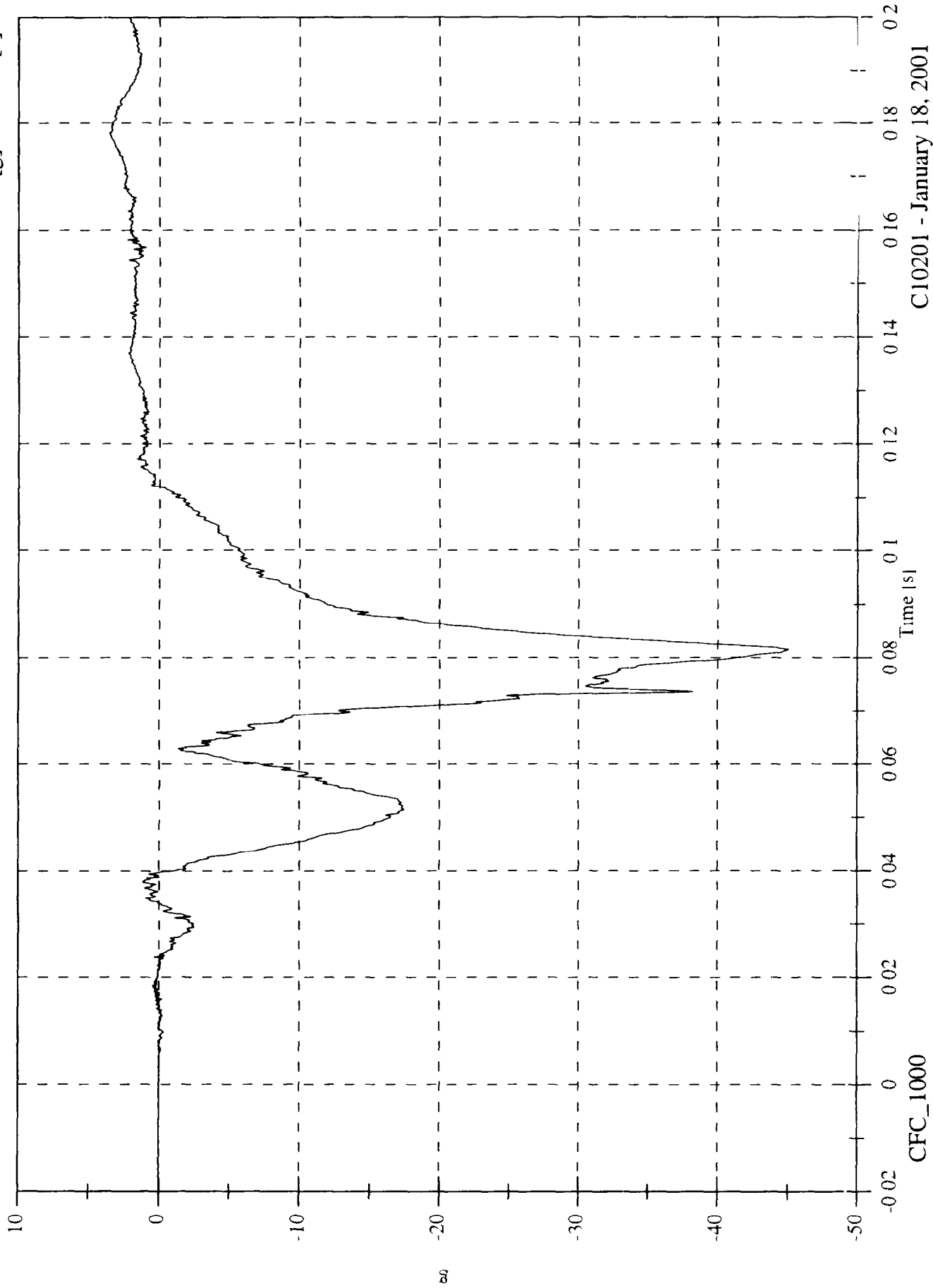
DRIVER & PASSENGER DUMMY INSTRUMENTATION PLOTS (REDUNDANT)
ACCELERATION DATA - FIR FILTERED

<u>Plot No</u>	<u>Data Plot Title</u>	<u>Page</u>
112	DRIVER UPPER RIB (Y) ACCELERATION VS TIME	B 117
113	DRIVER LOWER RIB (Y) ACCELERATION VS TIME	B- 118
114	DRIVER LOWER SPINE (Y) ACCELERATION VS TIME	B 119
115	DRIVER PELVIC (Y) ACCELERATION VS TIME	B- 120
116	PASSENGER UPPER RIB (Y) ACCELERATION VS TIME	B 121
117	PASSENGER LOWER RIB (Y) ACCELERATION VS TIME	B- 122
118	PASSENGER LOWER SPINE (Y) ACCELERATION VS TIME	B- 123
119	PASSENGER PELVIC (Y) ACCELERATION VS TIME	B- 124

FMVSS 214D Test 6 - 2001 Ford Mustang Convertible

Max. 3.6 [g] at 0.178 [s]
Min. -45.1 [g] at 0.082 [s]

P1 Head x



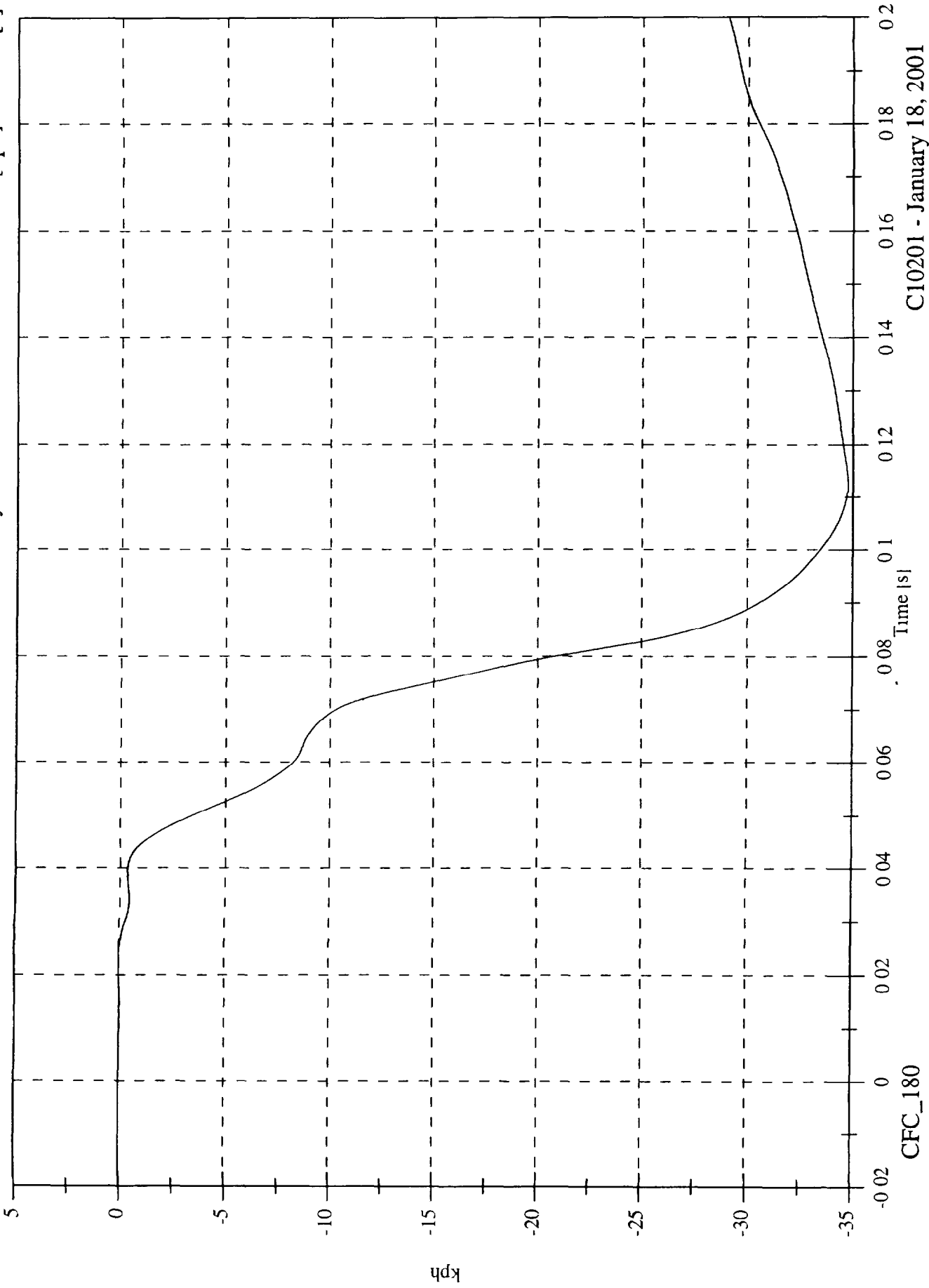
CFC_1000

C10201 - January 18, 2001

FMVSS 214D Test 6 - 2001 Ford Mustang Convertible

Max: 0.0 [kph] at 0.022 [s]
Min: -34.8 [kph] at 0.112 [s]

P1 Head x Velocity

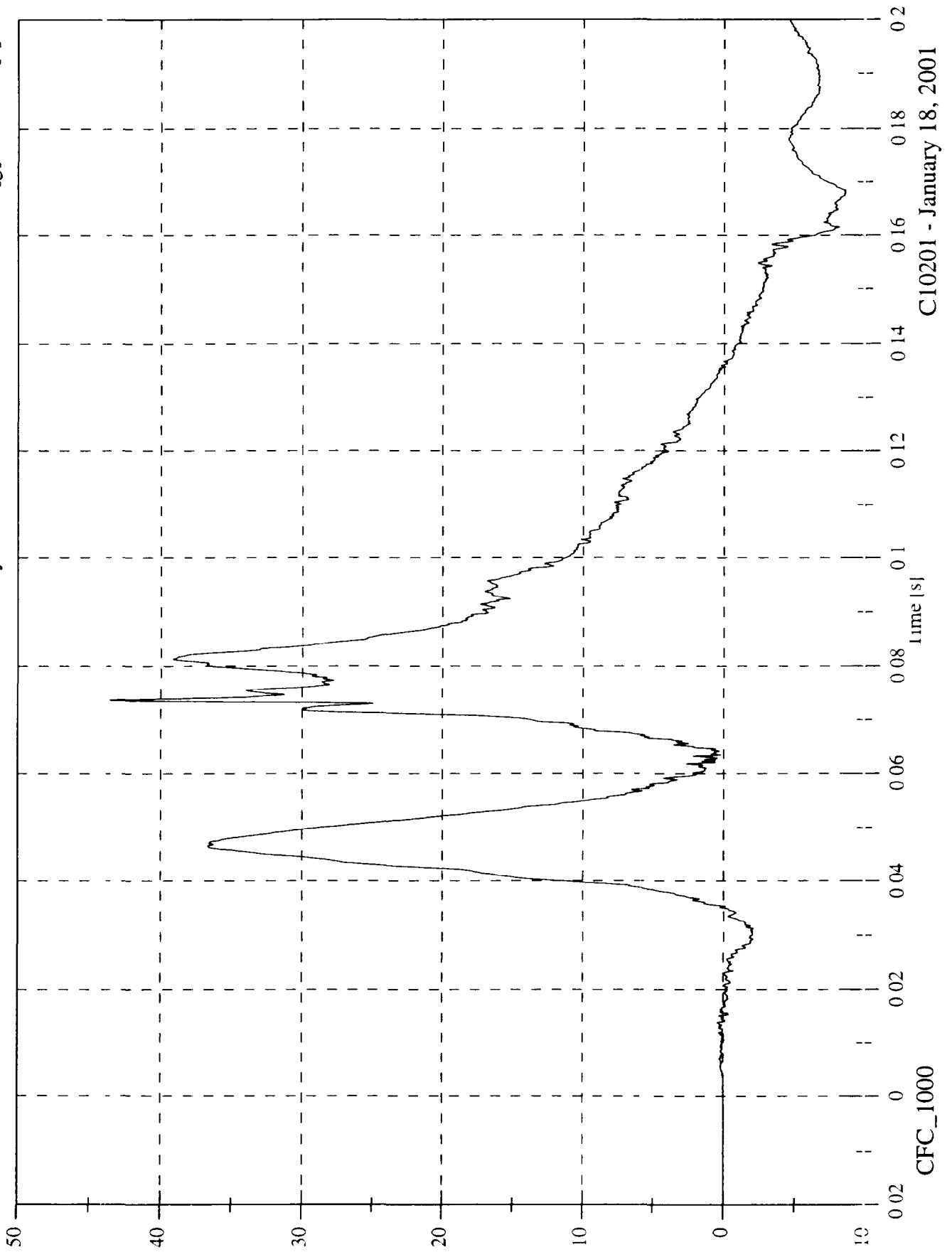


C10201 - January 18, 2001

FMVSS 214D Test 6 - 2001 Ford Mustang Convertible

Max: 43.6 [g] at 0.074 [s]
Min: -8.6 [g] at 0.168 [s]

P1 Head y

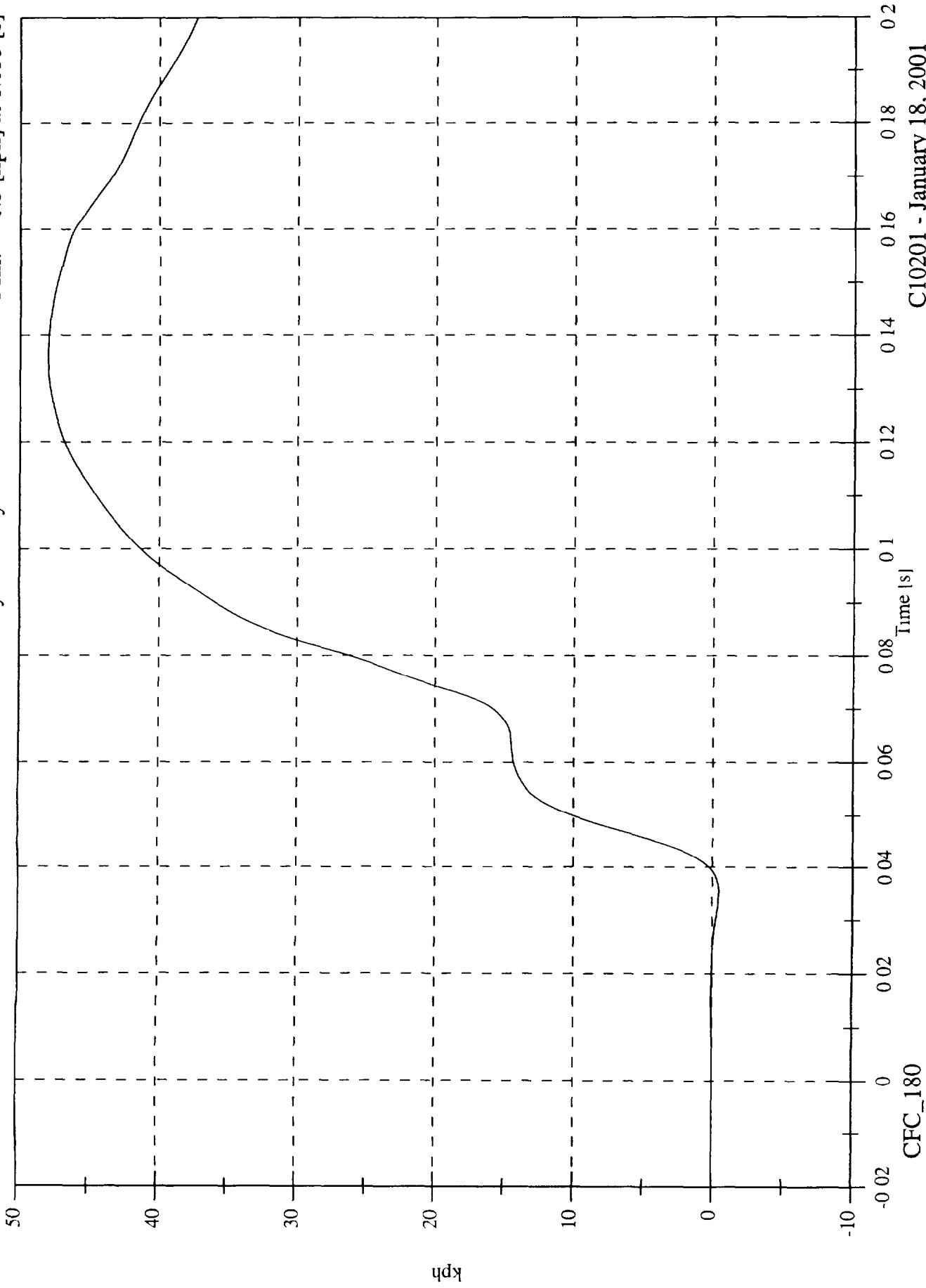


C10201 - January 18, 2001

FMVSS 214D Test 6 - 2001 Ford Mustang Convertible

P1 Head y Velocity

Max: 48.0 [kph] at 0.136 [s]
Min: -0.5 [kph] at 0.035 [s]

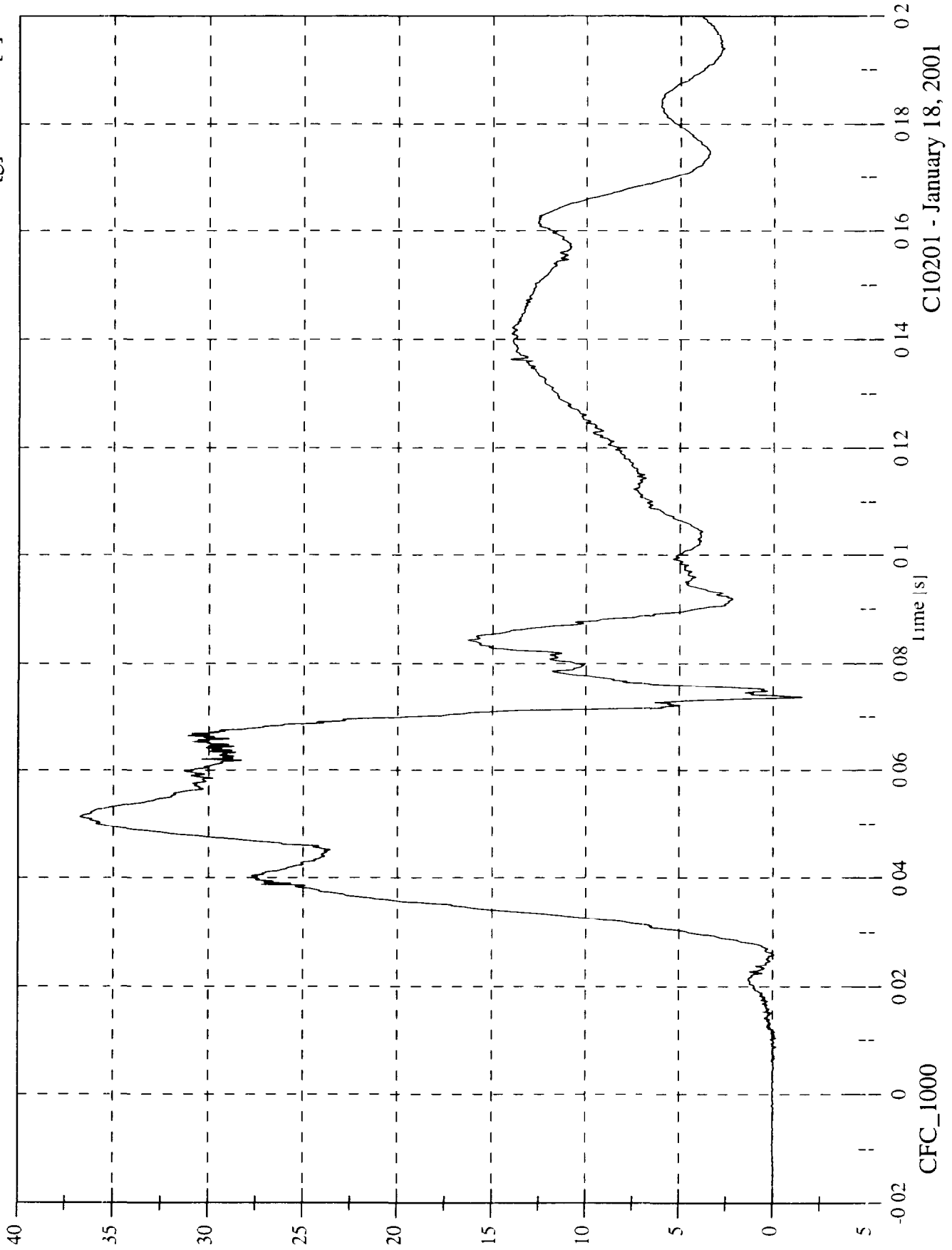


C10201 - January 18, 2001

FMVSS 214D Test 6 - 2001 Ford Mustang Convertible

Max: 36.7 [g] at 0.051 [s]
Min: -1.5 [g] at 0.074 [s]

PI Head z



CFC_1000

time [s]

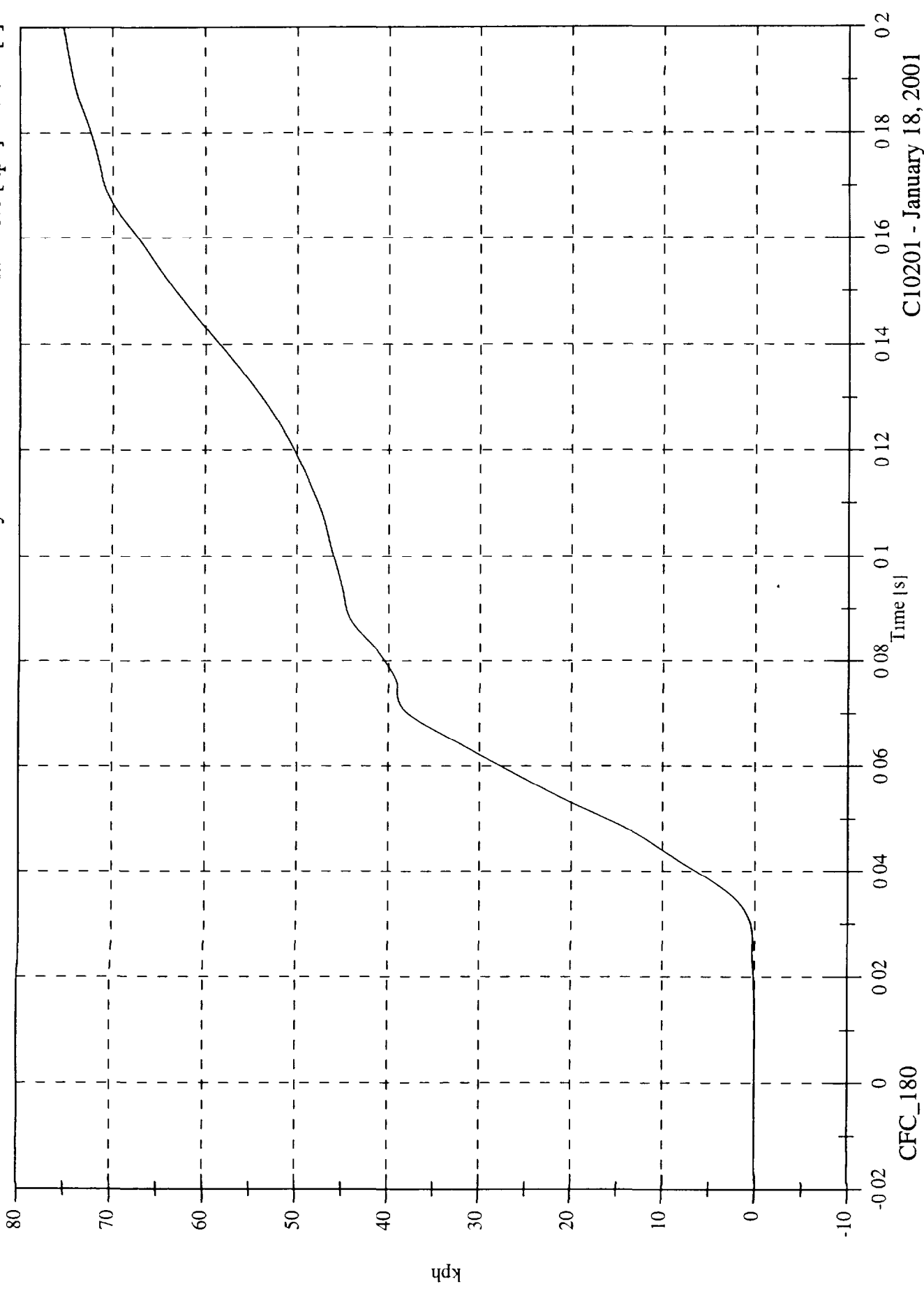
C10201 - January 18, 2001

FMVSS 214D Test 6 - 2001 Ford Mustang Convertible

Max: 75.3 [kph] at 0.200 [s]

Min: -0.0 [kph] at 0.011 [s]

P1 Head z Velocity

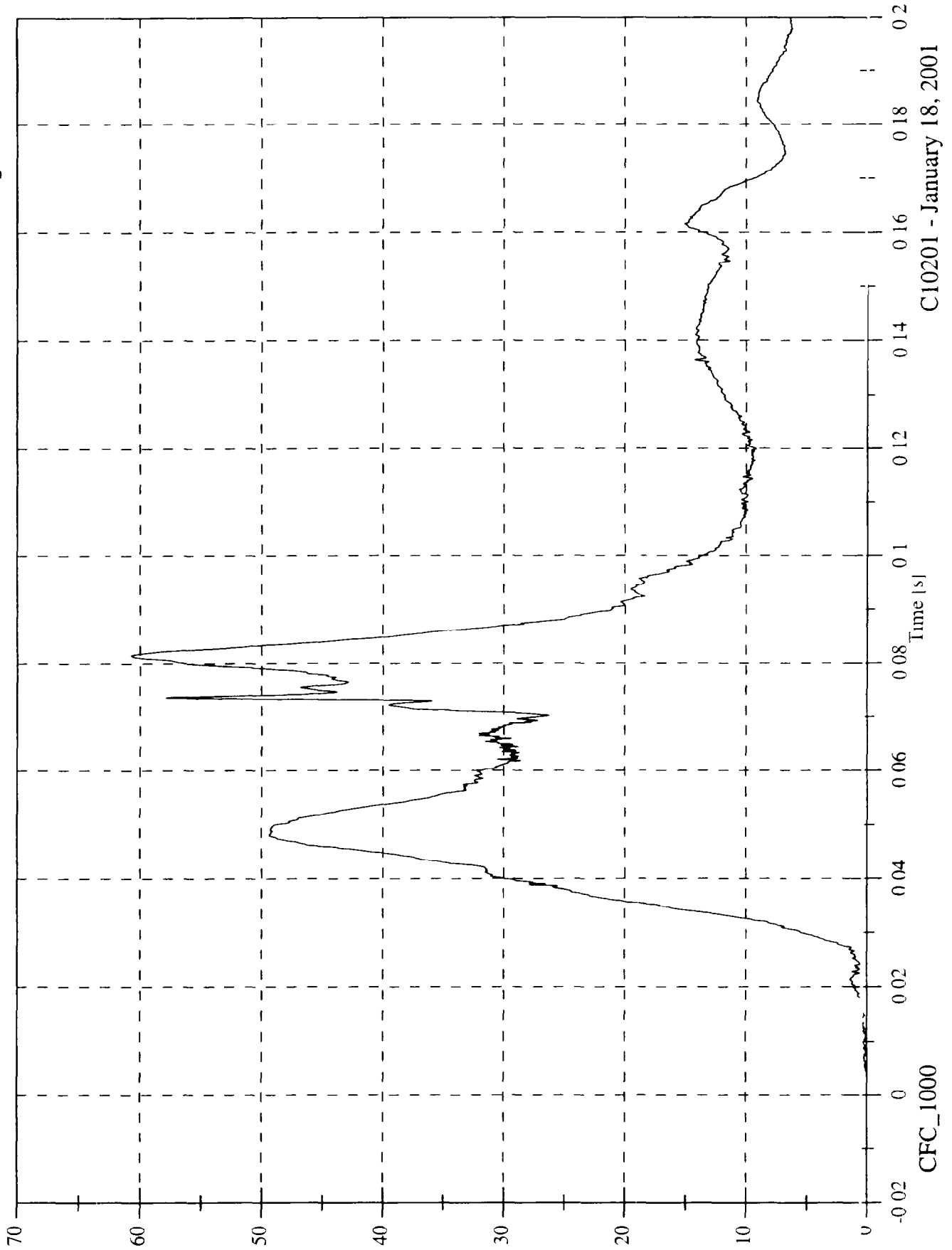


C10201 - January 18, 2001

FMVSS 214D Test 6 - 2001 Ford Mustang Convertible

P1 Head Resultant

Max: 60.7 [g] at 0.082 [s]
Min: 0.0 [g] at -0.005 [s]

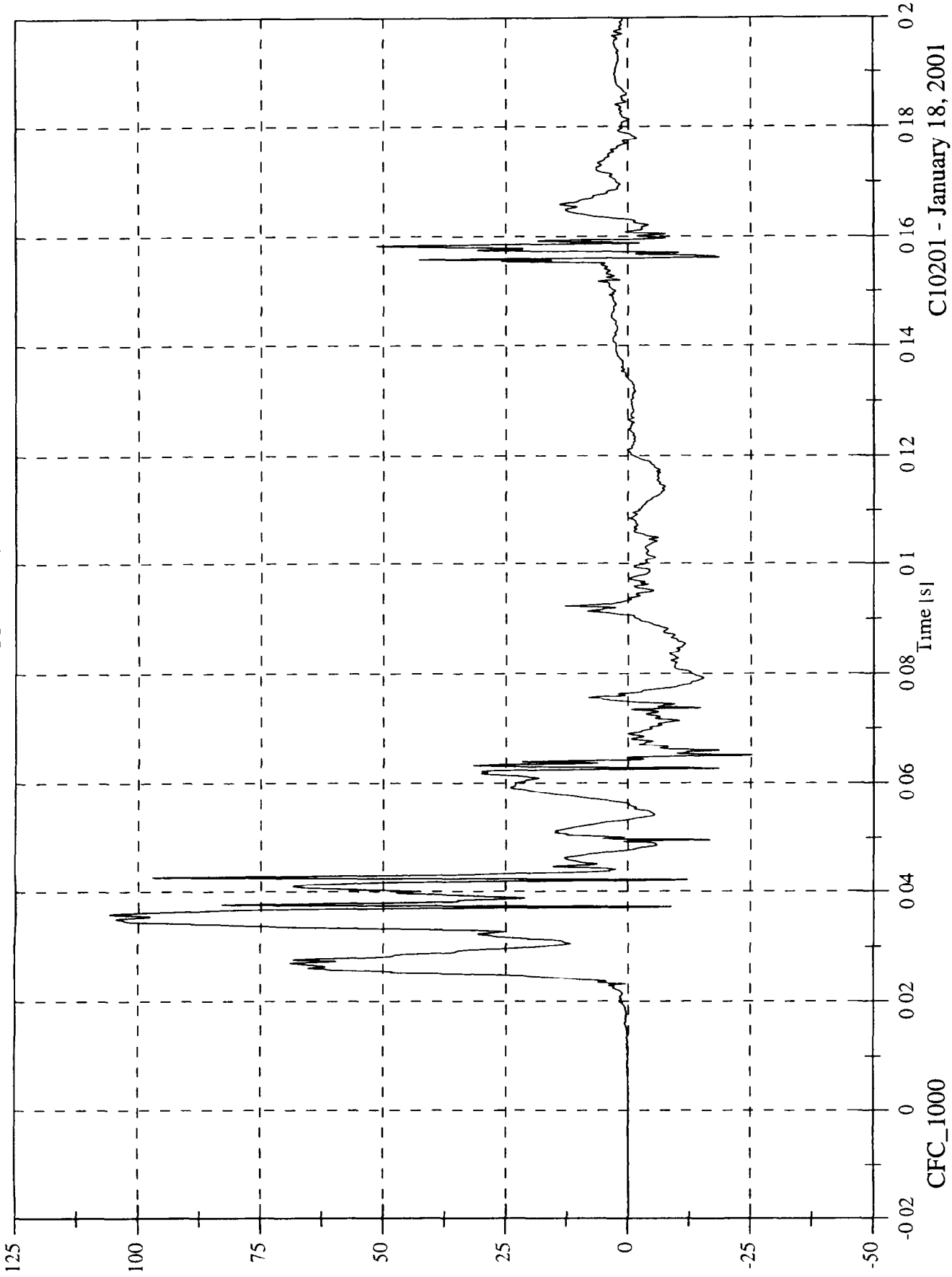


C10201 - January 18, 2001

FMVSS 214D Test 6 - 2001 Ford Mustang Convertible

P1 Upper Rib y

Max: 105.9 [g] at 0.036 [s]
Min: -25.2 [g] at 0.065 [s]

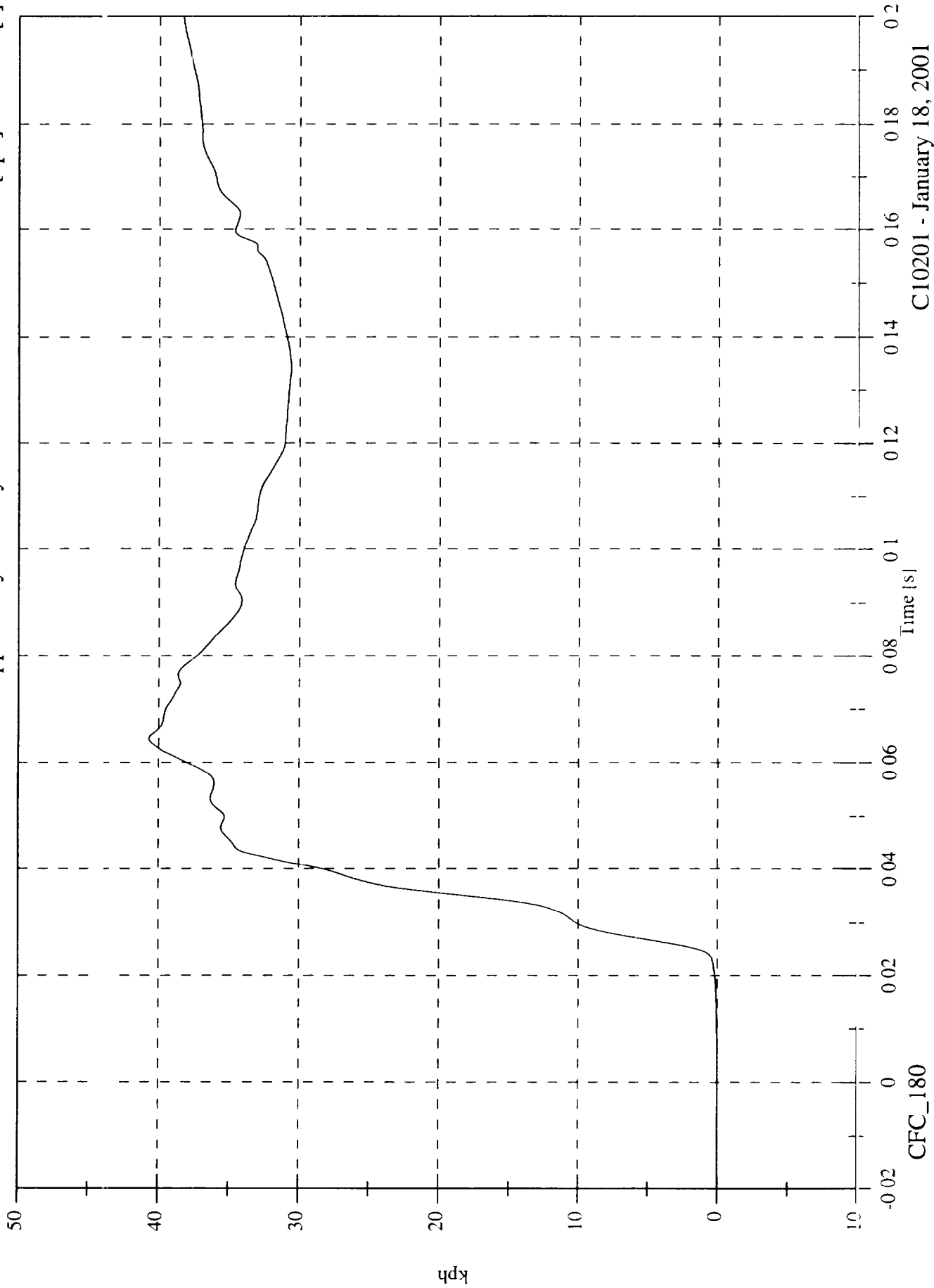


C10201 - January 18, 2001

FMVSS 214D Test 6 - 2001 Ford Mustang Convertible

P1 Upper Rib y Velocity

Max: 40.7 [kph] at 0.064 [s]
Min: -0.0 [kph] at -0.007 [s]

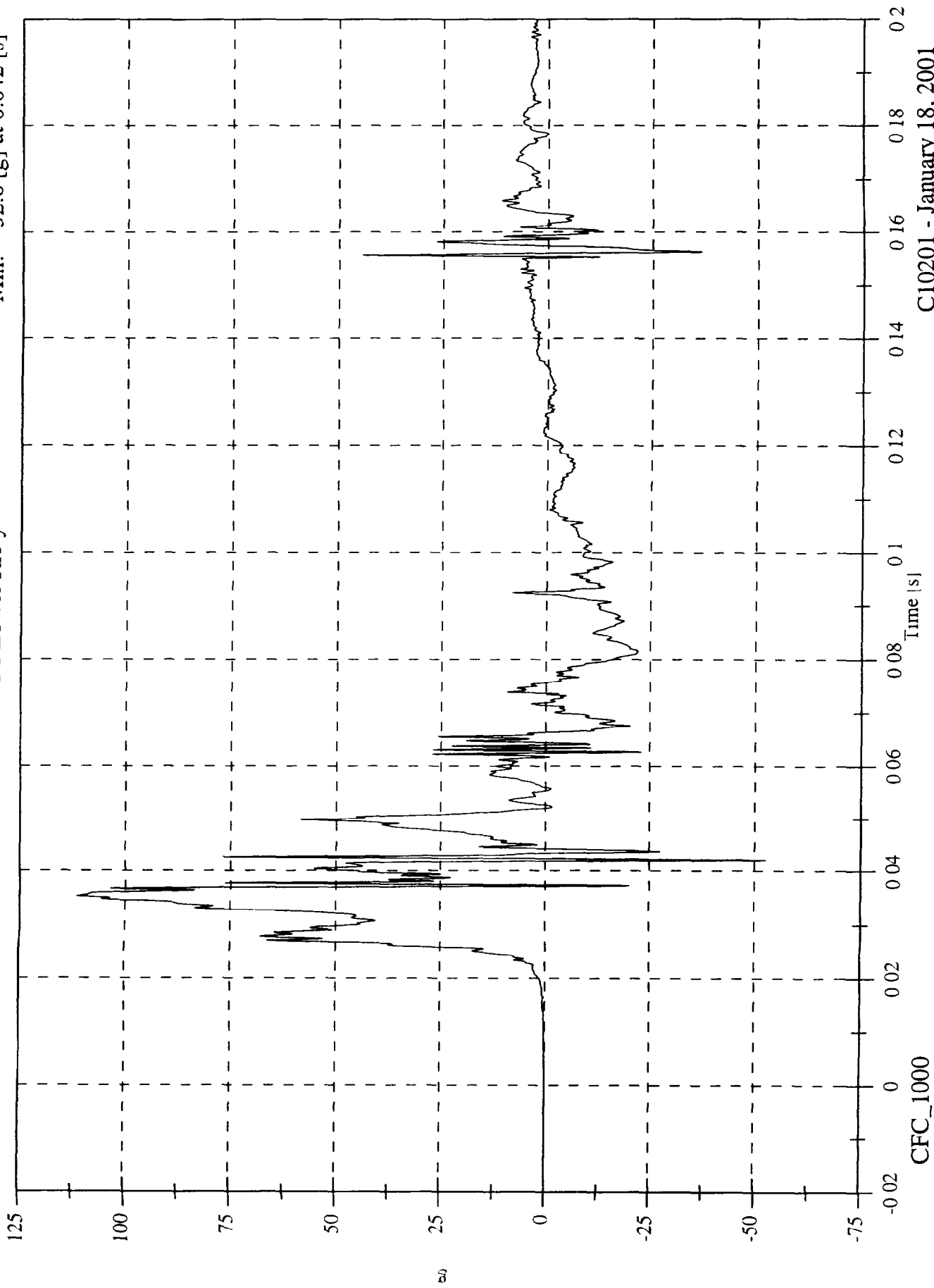


C10201 - January 18, 2001

FMVSS 214D Test 6 - 2001 Ford Mustang Convertible

P1 Lower Rib y

Max: 111.4 [g] at 0.035 [s]
Min: -52.6 [g] at 0.042 [s]

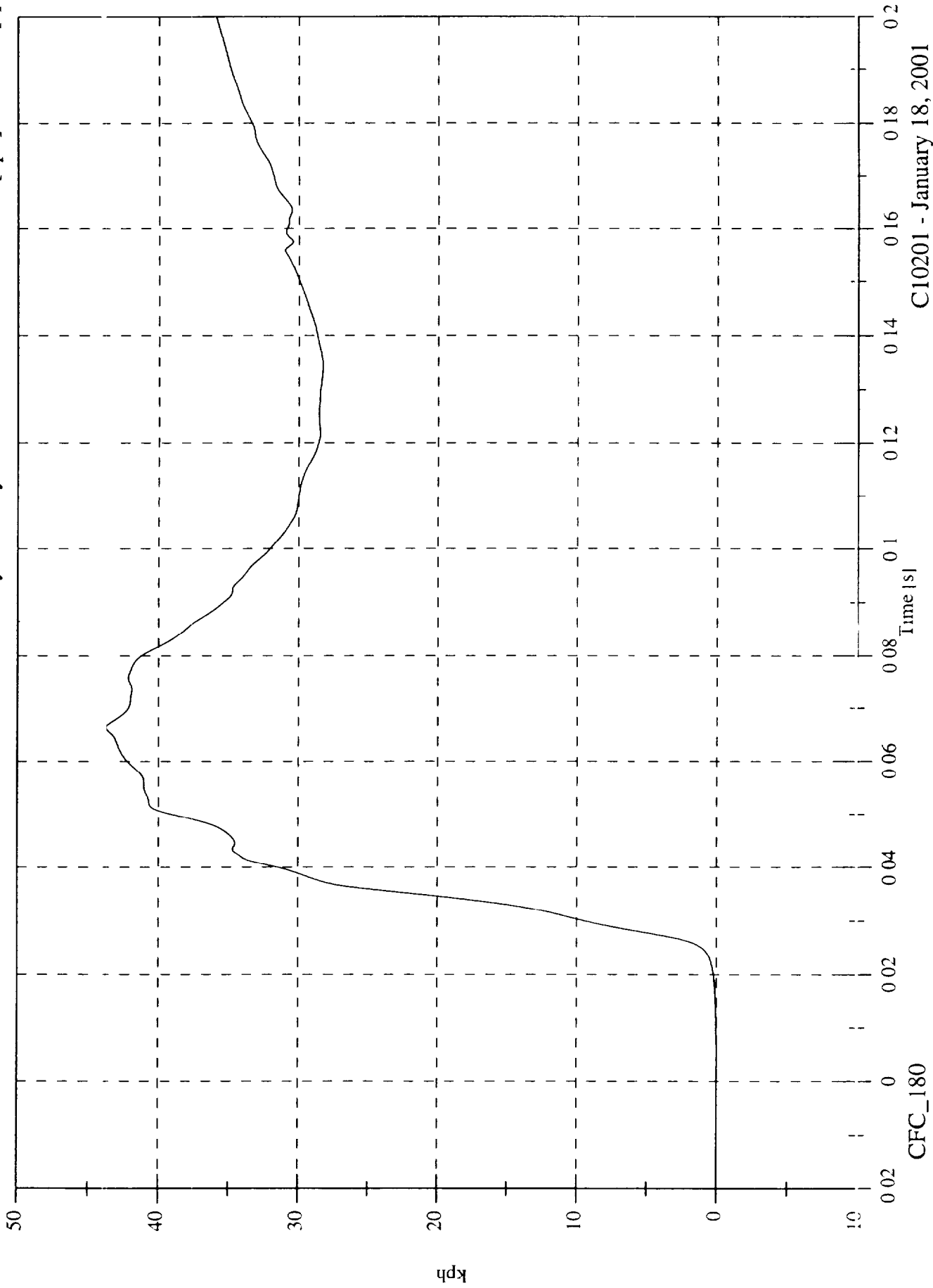


C10201 - January 18, 2001

FMVSS 214D Test 6 - 2001 Ford Mustang Convertible

P1 Lower Rib y Velocity

Max. 43.7 [kph] at 0.066 [s]
Min: -0.0 [kph] at -0.020 [s]

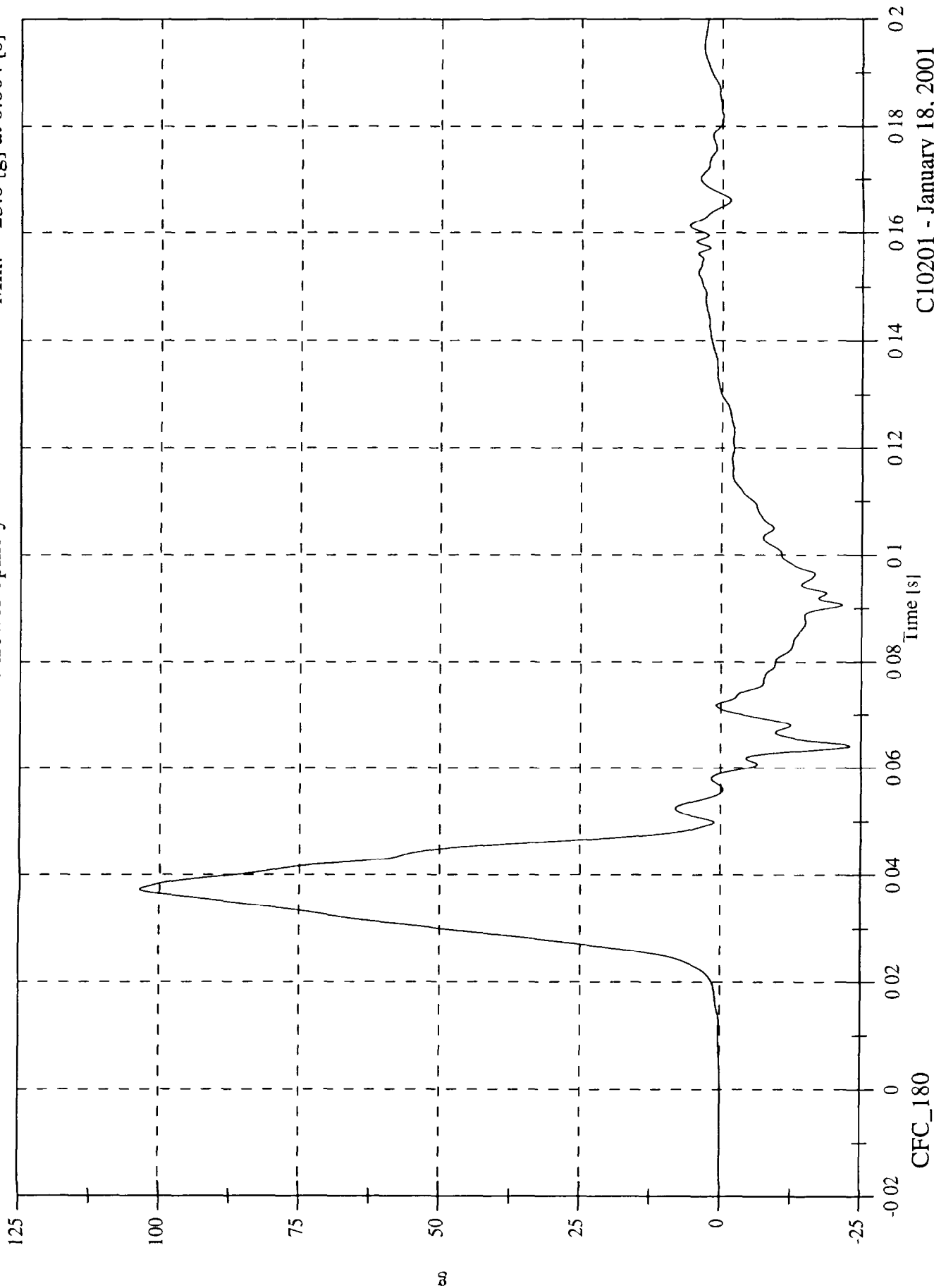


C10201 - January 18, 2001

FMVSS 214D Test 6 - 2001 Ford Mustang Convertible

PI Lower Spine y

Max: 103.6 [g] at 0.037 [s]
Min: -23.0 [g] at 0.064 [s]

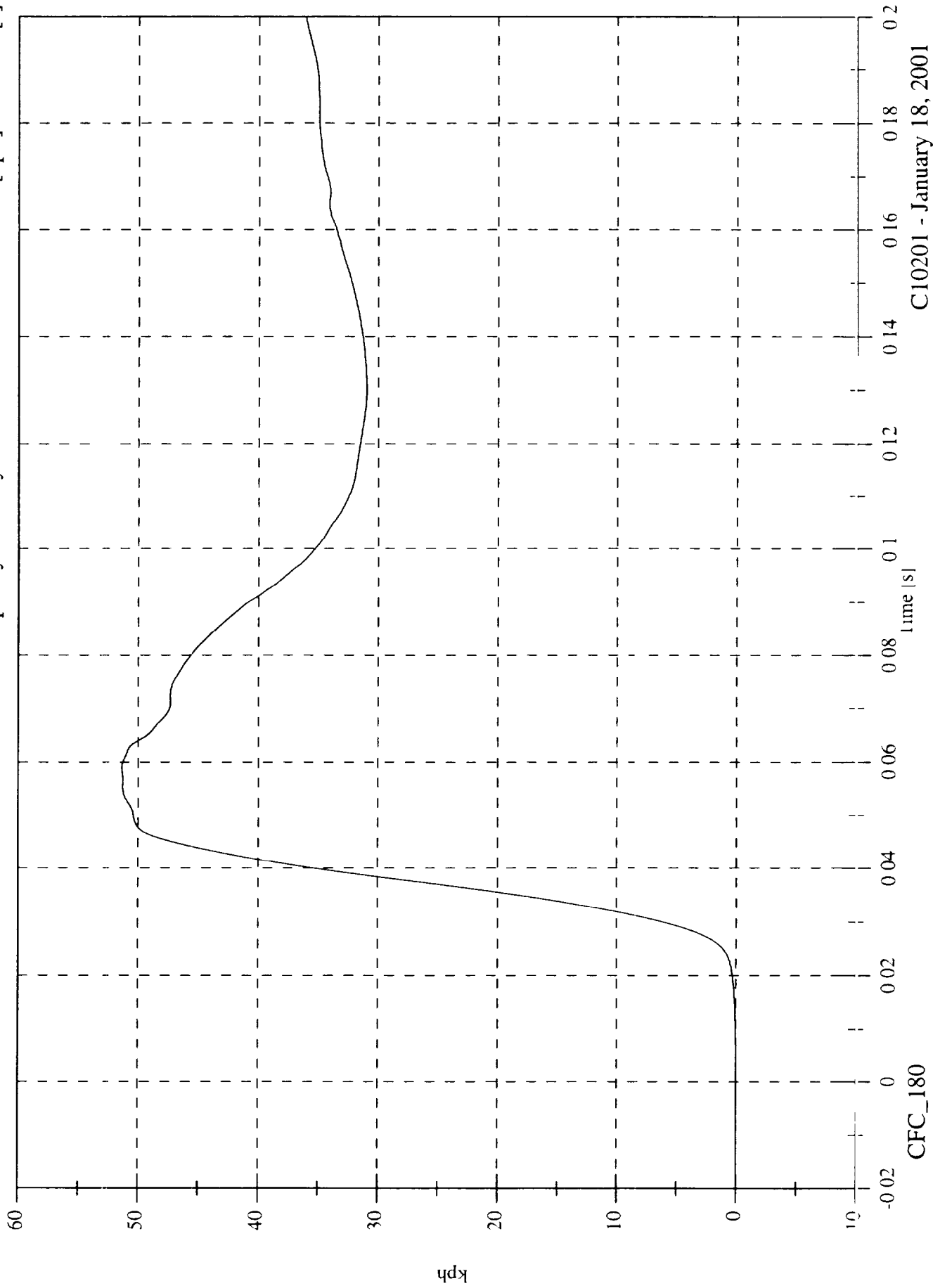


C10201 - January 18, 2001

FMVSS 214D Test 6 - 2001 Ford Mustang Convertible

Max: 51.4 [kph] at 0.059 [s]
Min: -0.0 [kph] at -0.020 [s]

P1 Lower Spine y Velocity



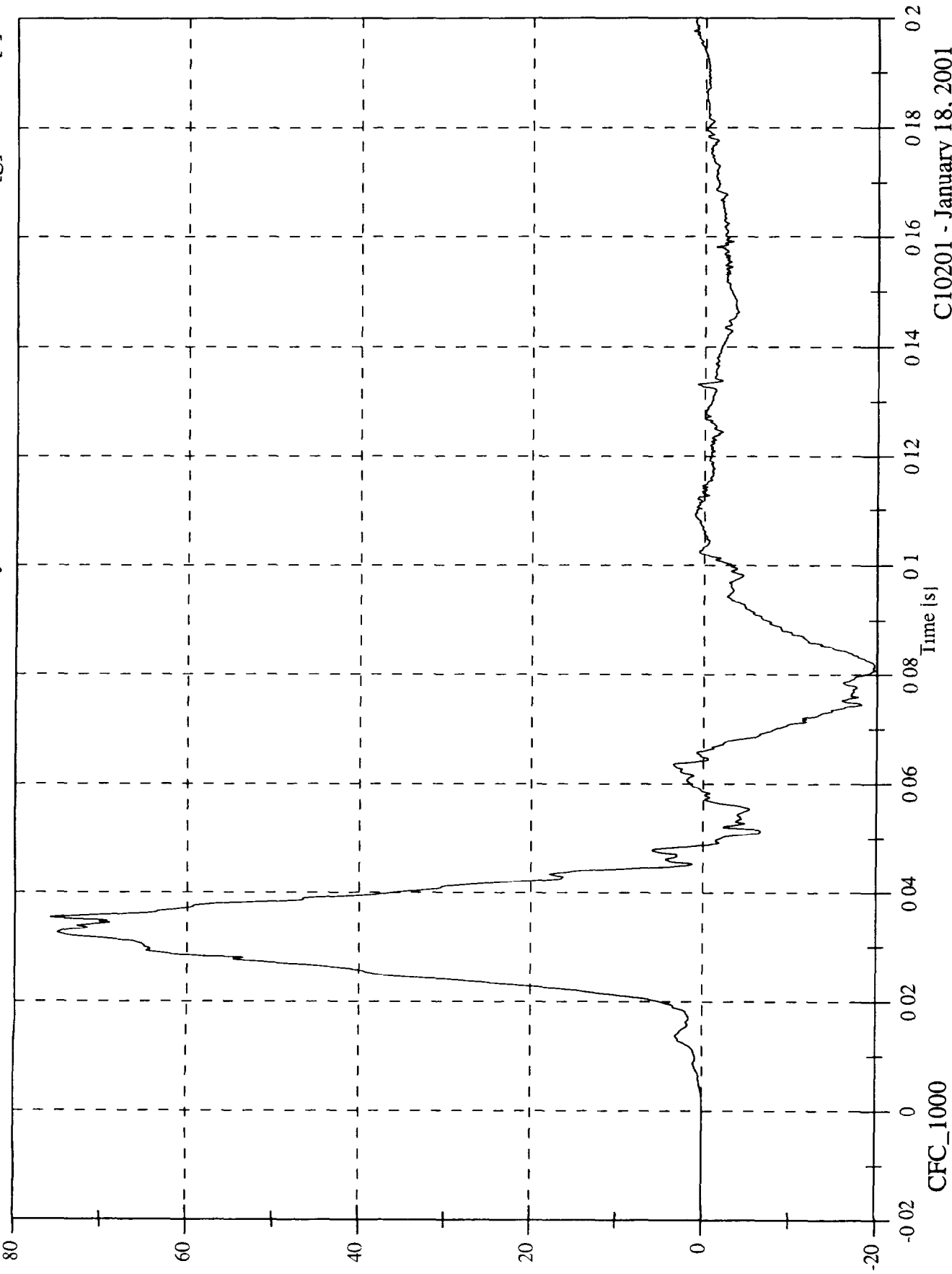
CFC_180

C10201 - January 18, 2001

FMVSS 214D Test 6 - 2001 Ford Mustang Convertible

P1 Pelvic y

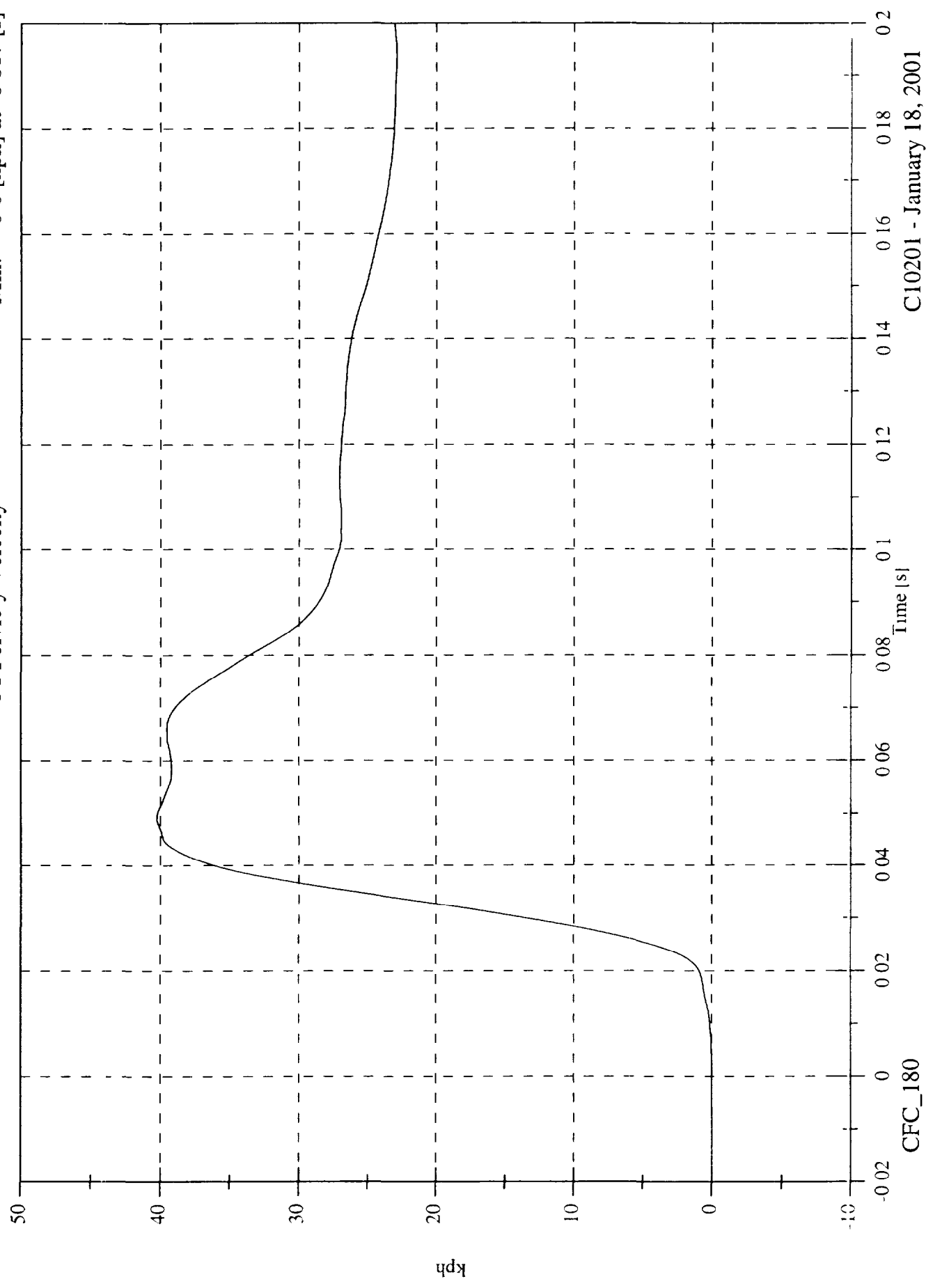
Max: 75.9 [g] at 0.035 [s]
Min: -19.8 [g] at 0.081 [s]



C10201 - January 18, 2001

FMVSS 214D Test 6 - 2001 Ford Mustang Convertible
P1 Pelvic y Velocity

Max. 40.3 [kph] at 0.049 [s]
Min: -0.0 [kph] at -0.017 [s]

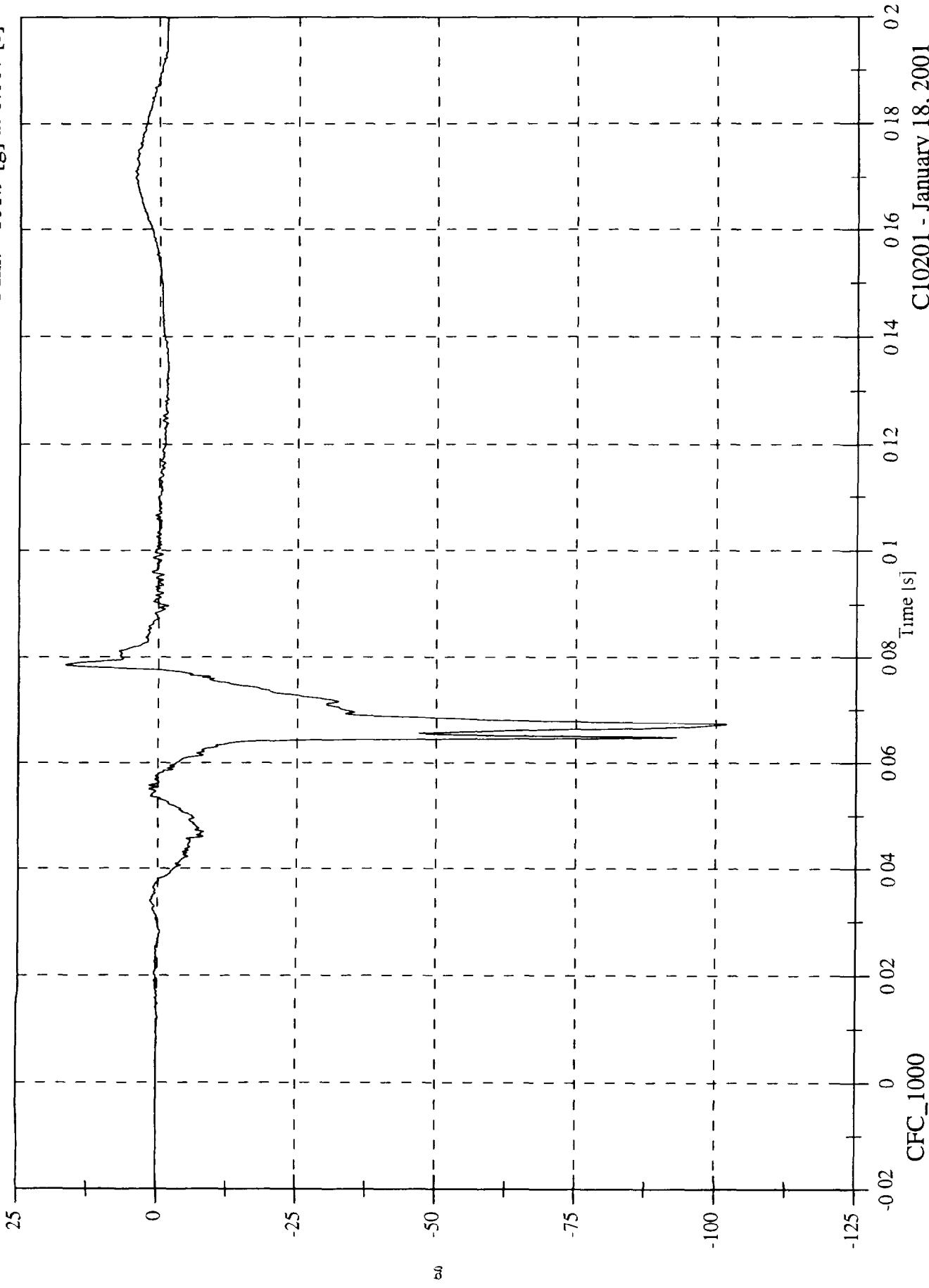


C10201 - January 18, 2001

FMVSS 214D Test 6 - 2001 Ford Mustang Convertible

P4 Head x

Max: 16.7 [g] at 0.079 [s]
Min: -101.9 [g] at 0.067 [s]

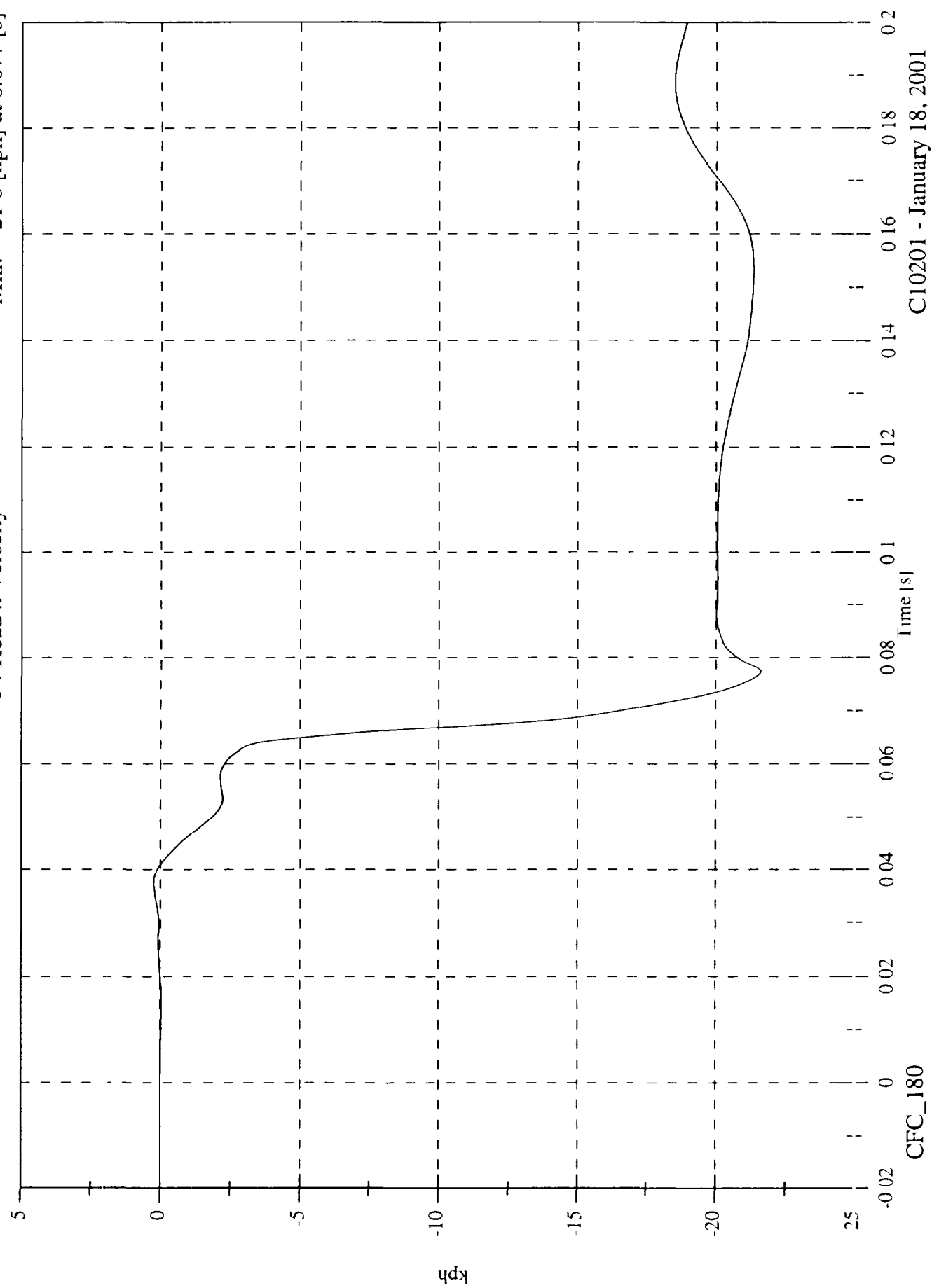


C10201 - January 18, 2001

FMVSS 214D Test 6 - 2001 Ford Mustang Convertible

Max: 0.2 [kph] at 0.038 [s]
Min: -21.6 [kph] at 0.077 [s]

P4 Head x Velocity



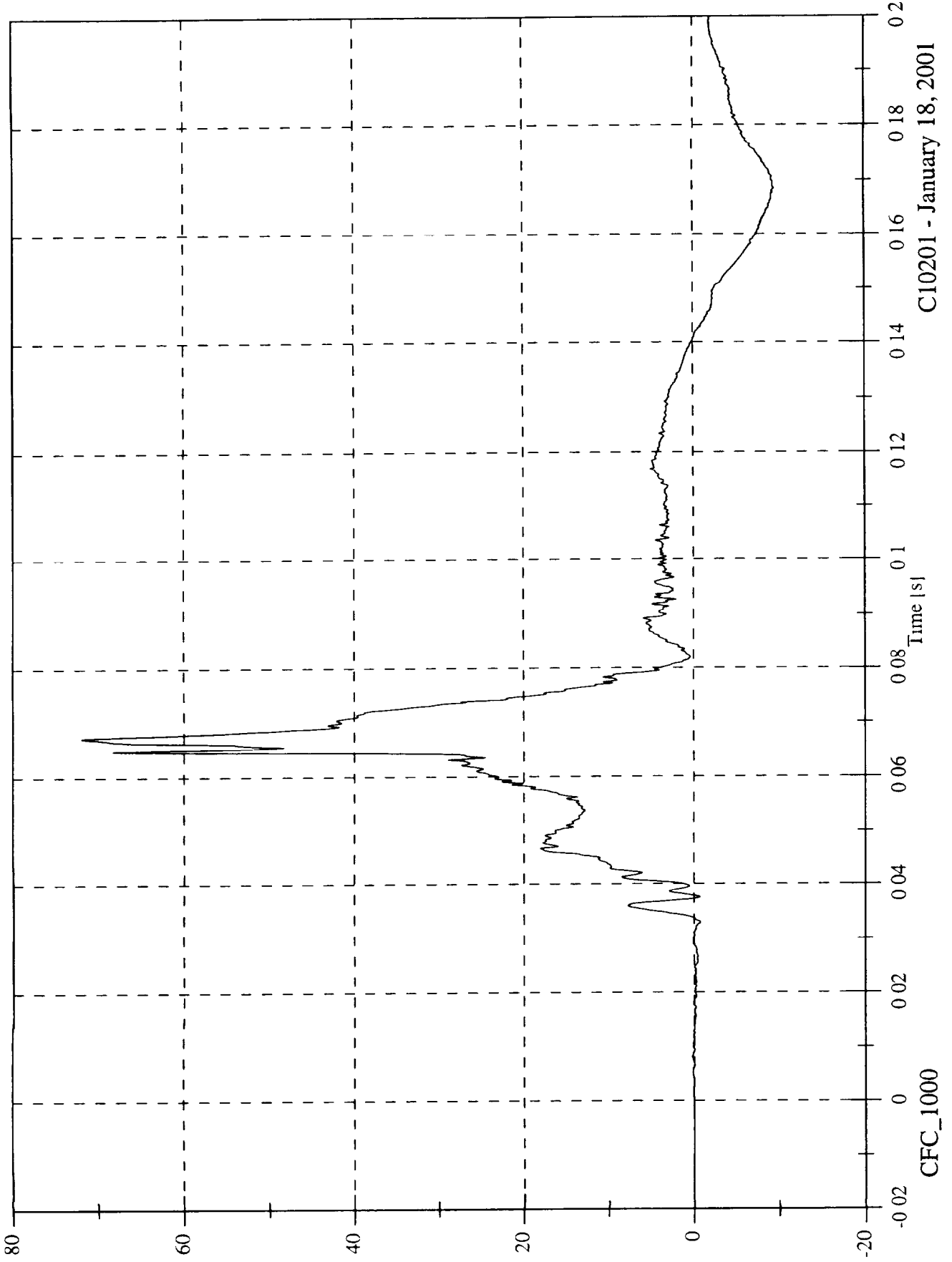
C10201 - January 18, 2001

FMVSS 214D Test 6 - 2001 Ford Mustang Convertible

P4 Head y

Max: 71.9 [g] at 0.067 [s]

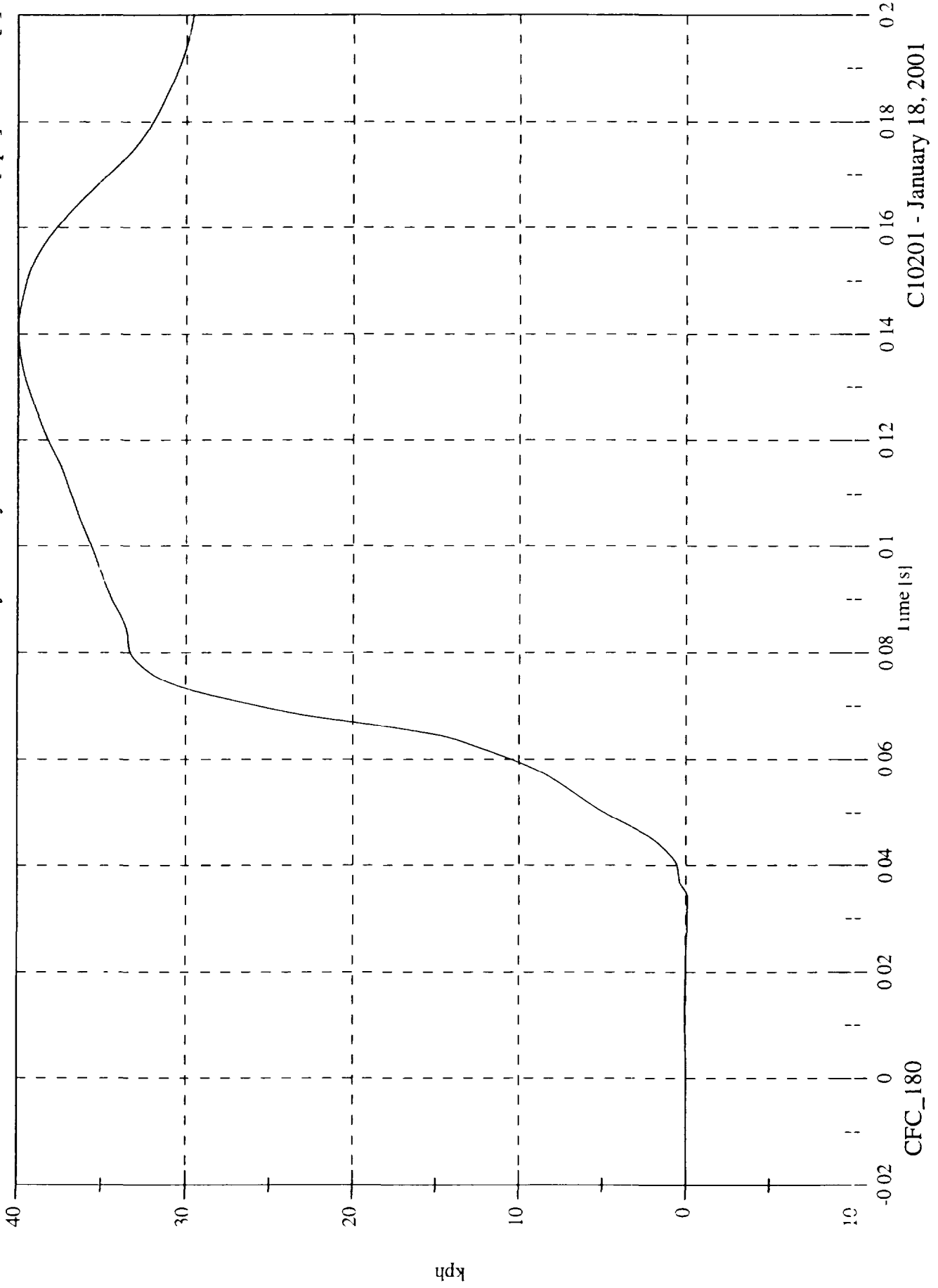
Min: -9.5 [g] at 0.168 [s]



FMVSS 214D Test 6 - 2001 Ford Mustang Convertible

P4 Head y Velocity

Max: 40.0 [kph] at 0.141 [s]
Min: -0.1 [kph] at 0.034 [s]

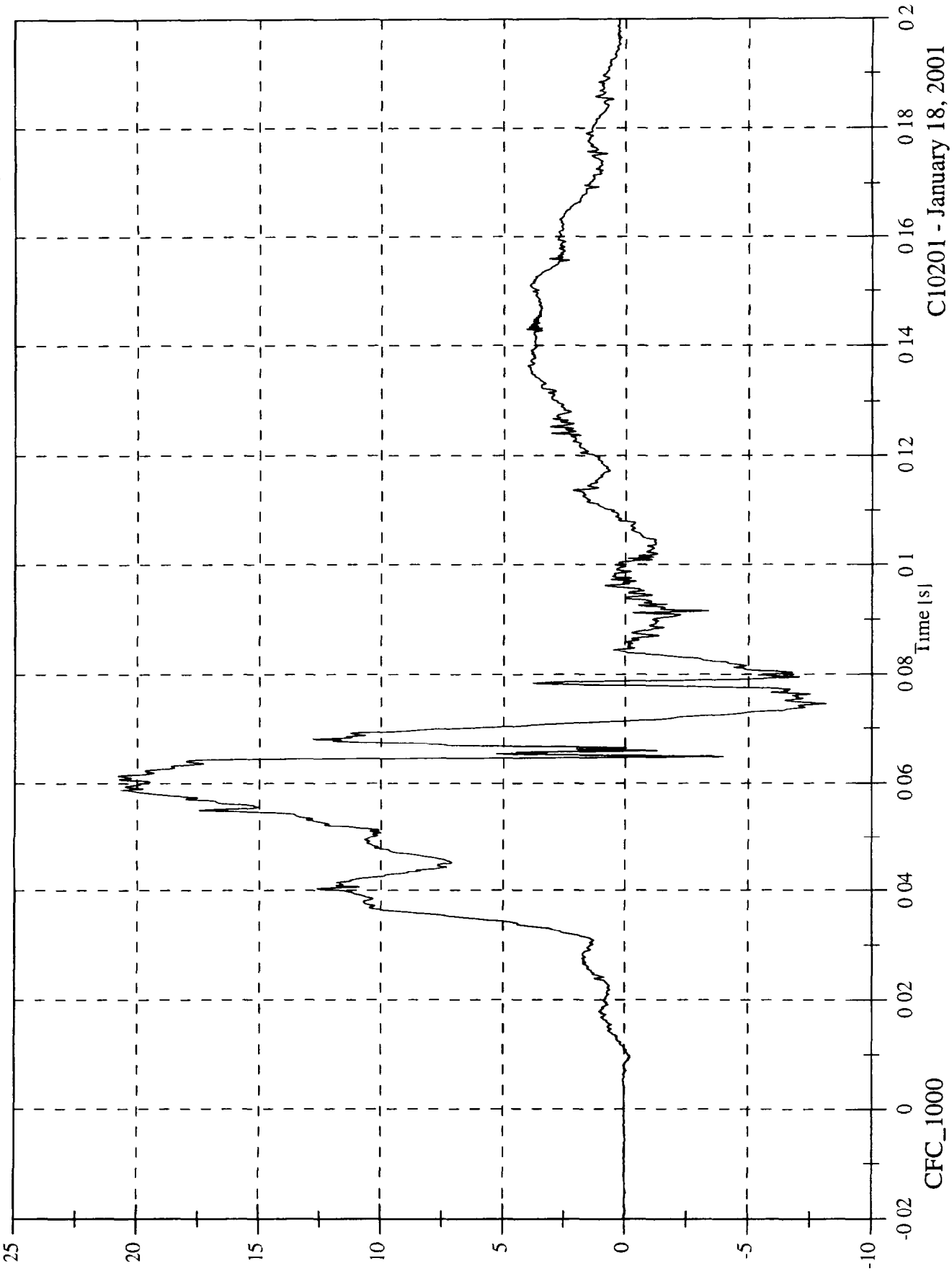


C10201 - January 18, 2001

FMVSS 214D Test 6 - 2001 Ford Mustang Convertible

Max: 20.8 [g] at 0.061 [s]
Min: -8.2 [g] at 0.075 [s]

P4 Head z

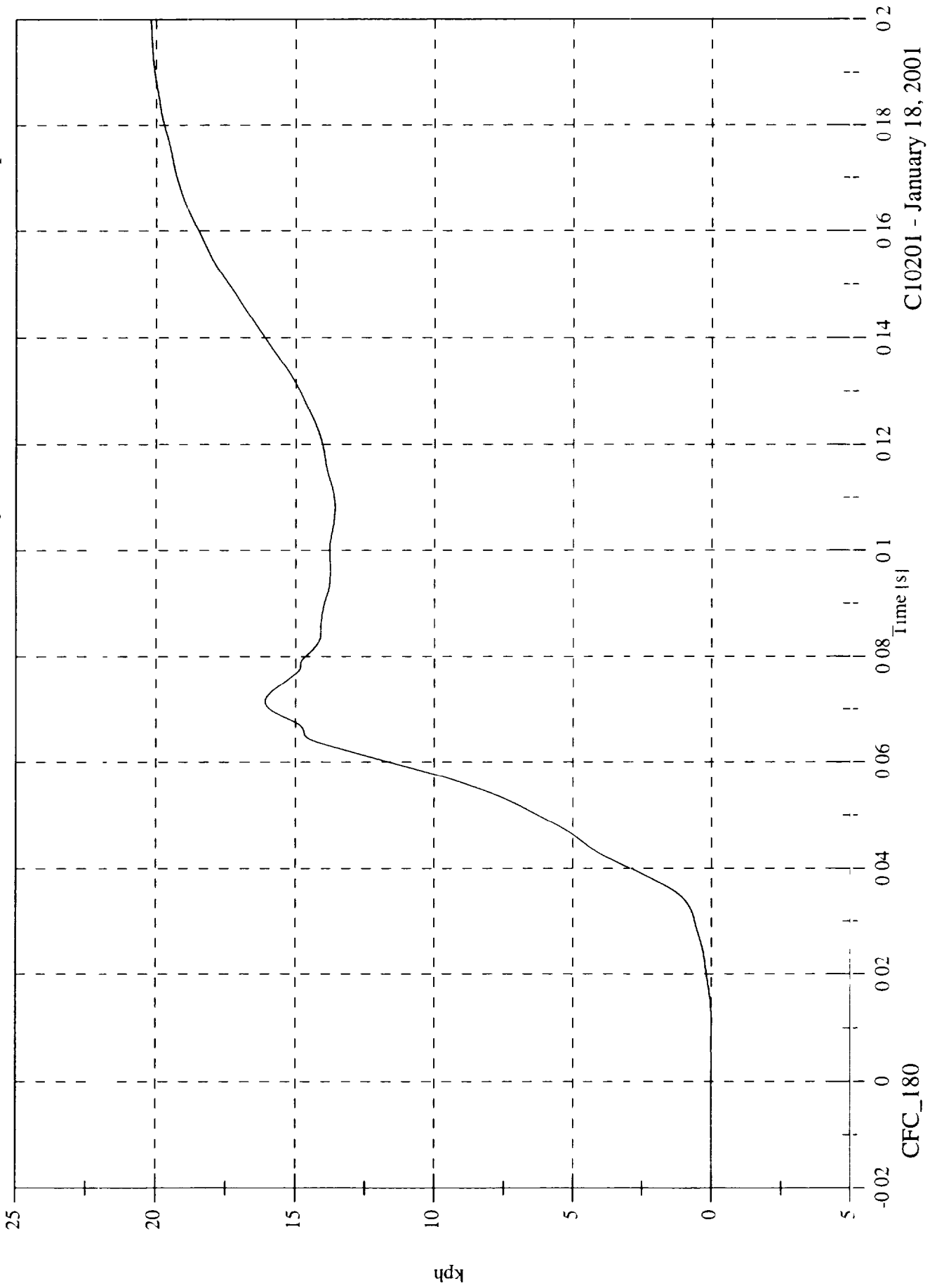


C10201 - January 18, 2001

FMVSS 214D Test 6 - 2001 Ford Mustang Convertible

P4 Head z Velocity

Max: 20.2 [kph] at 0.200 [s]
Min: -0.0 [kph] at 0.011 [s]

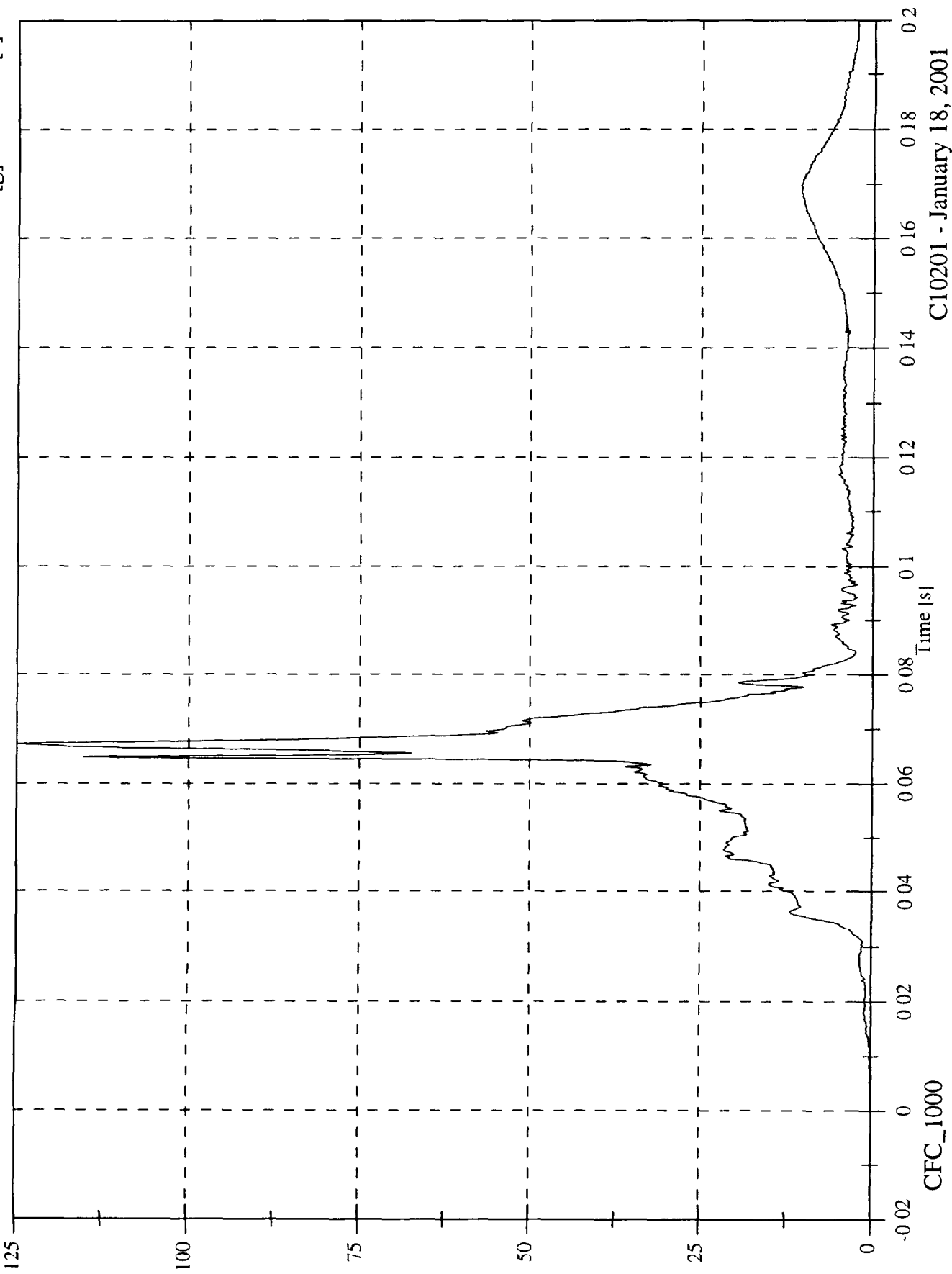


C10201 - January 18, 2001

FMVSS 214D Test 6 - 2001 Ford Mustang Convertible

P4 Head Resultant

Max: 125.0 [g] at 0.067 [s]
Min: 0.0 [g] at -0.003 [s]

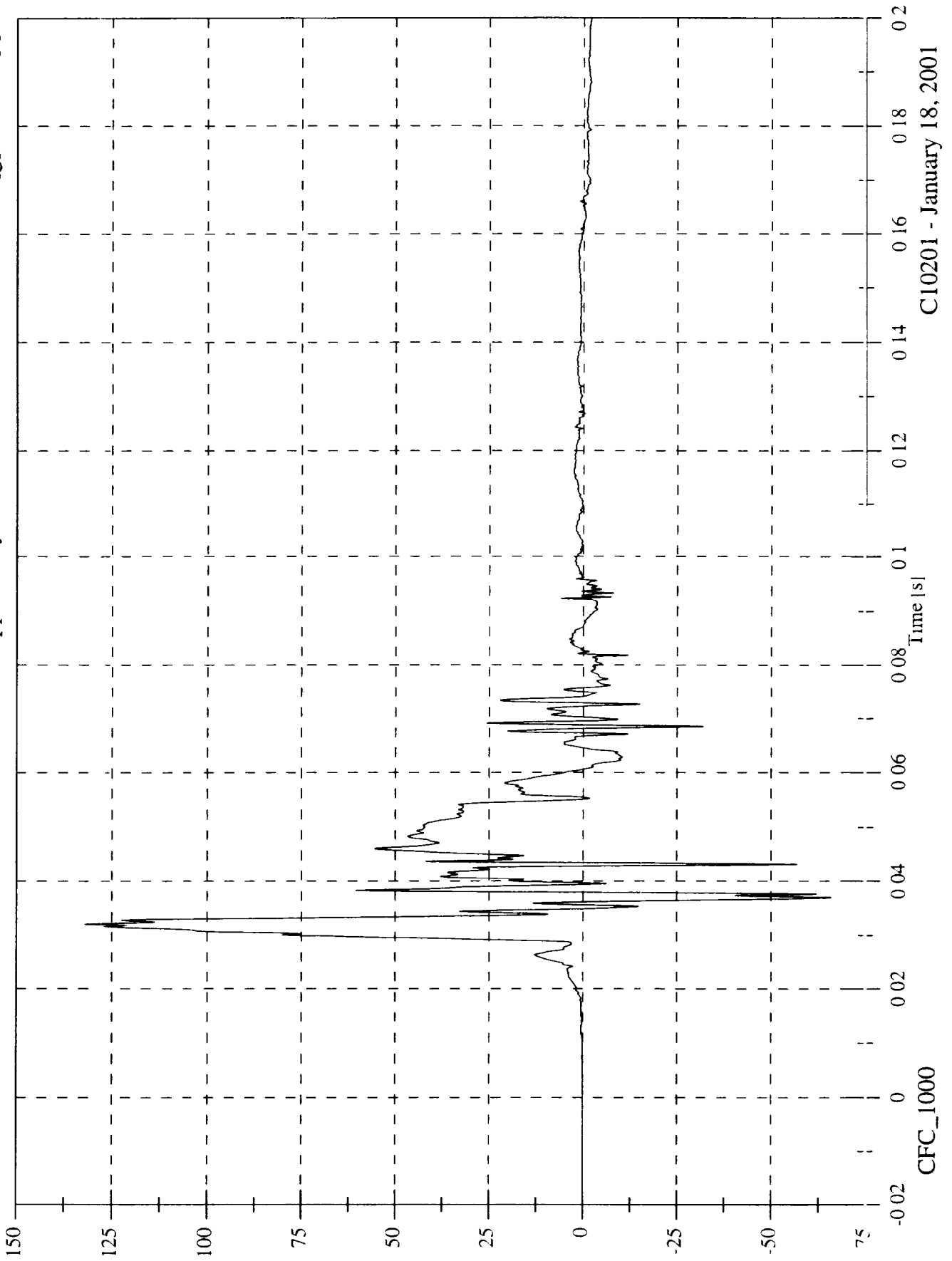


C10201 - January 18, 2001

FMVSS 214D Test 6 - 2001 Ford Mustang Convertible

P4 Upper Rib y

Max: 131.9 [g] at 0.032 [s]
Min: -65.9 [g] at 0.037 [s]

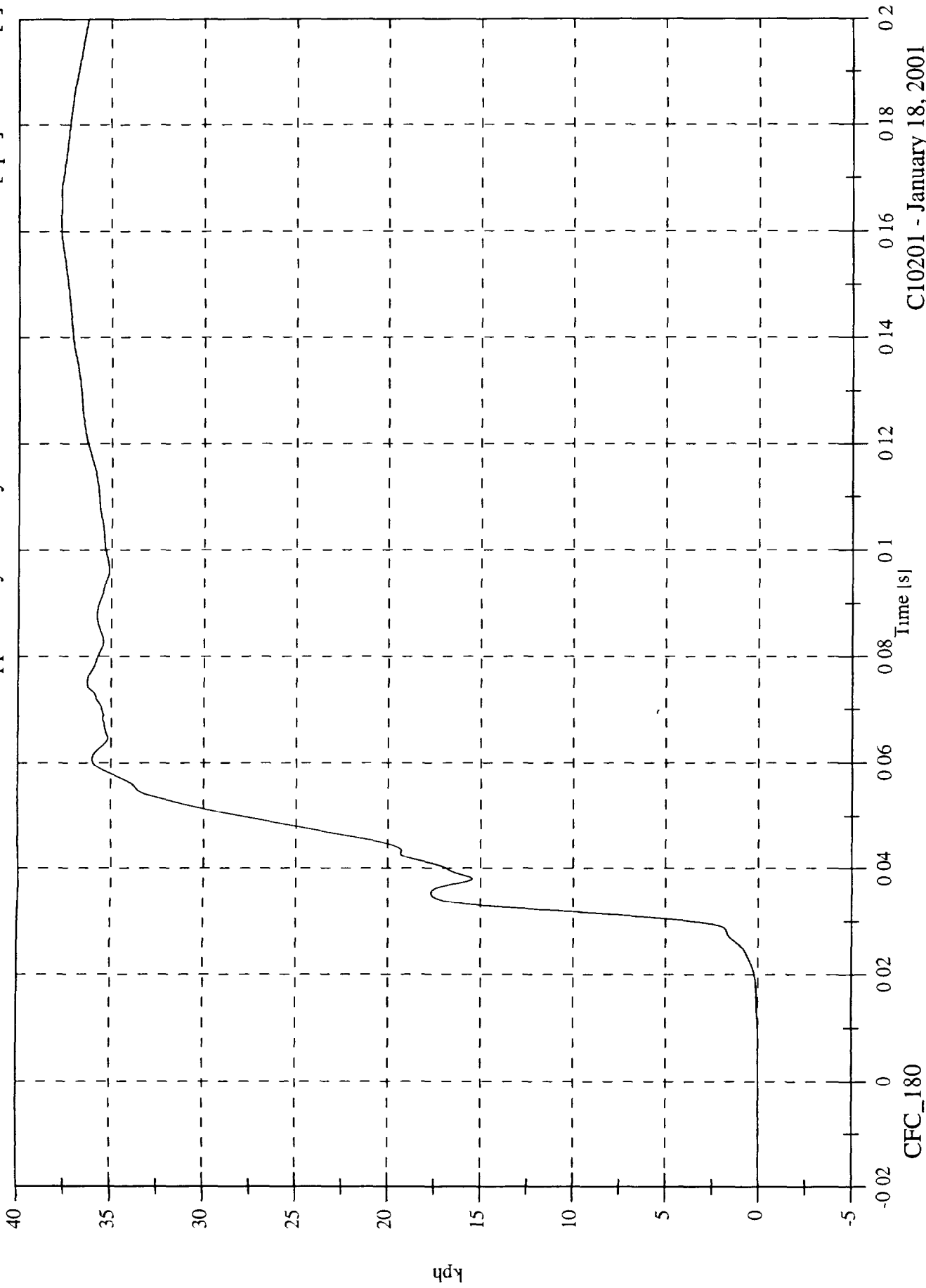


C10201 - January 18, 2001

FMVSS 214D Test 6 - 2001 Ford Mustang Convertible

P4 Upper Rib y Velocity

Max: 37.7 [kph] at 0.162 [s]
Min: -0.0 [kph] at -0.019 [s]

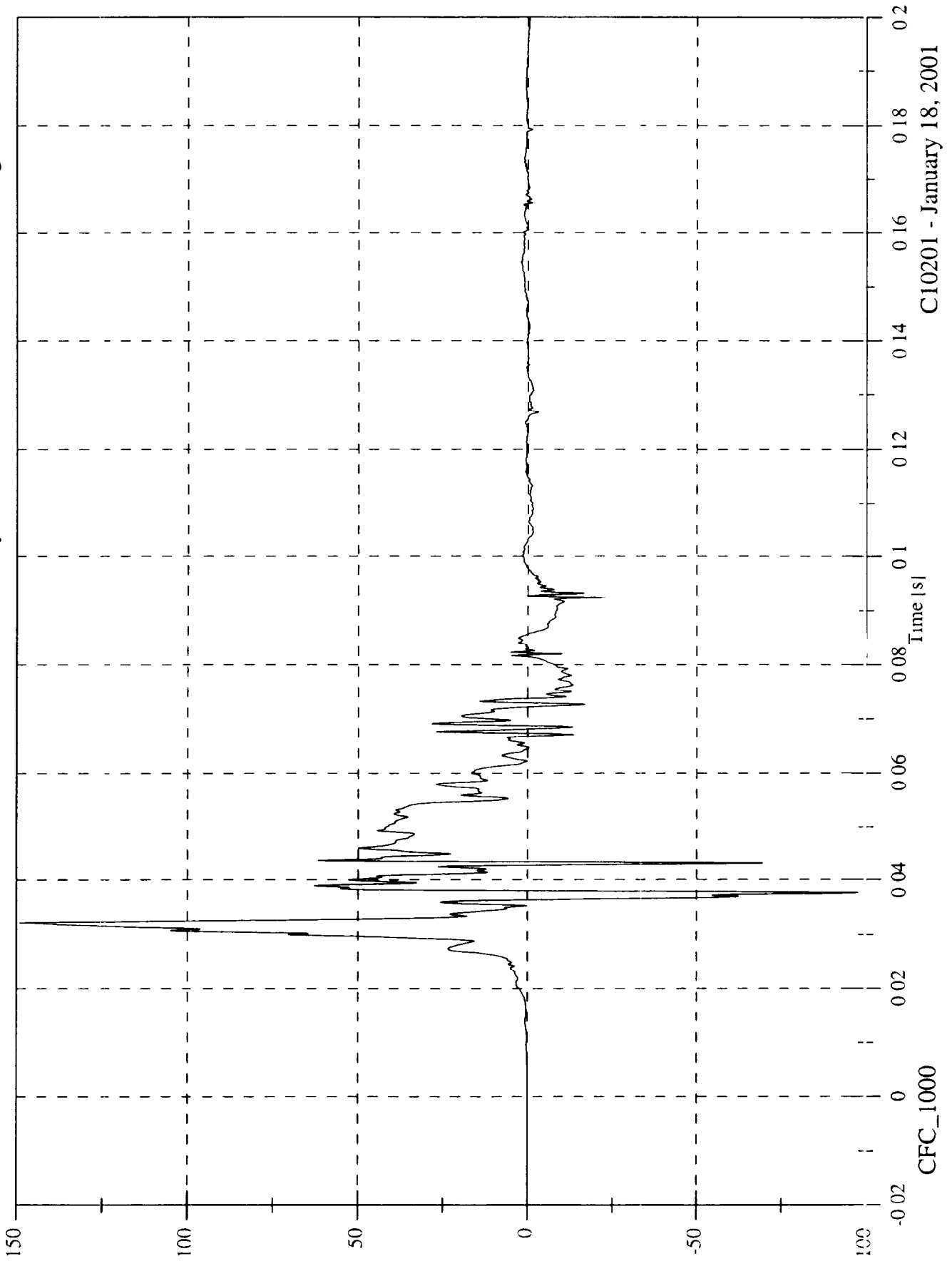


C10201 - January 18, 2001

FMVSS 214D Test 6 - 2001 Ford Mustang Convertible

P4 Lower Rib y

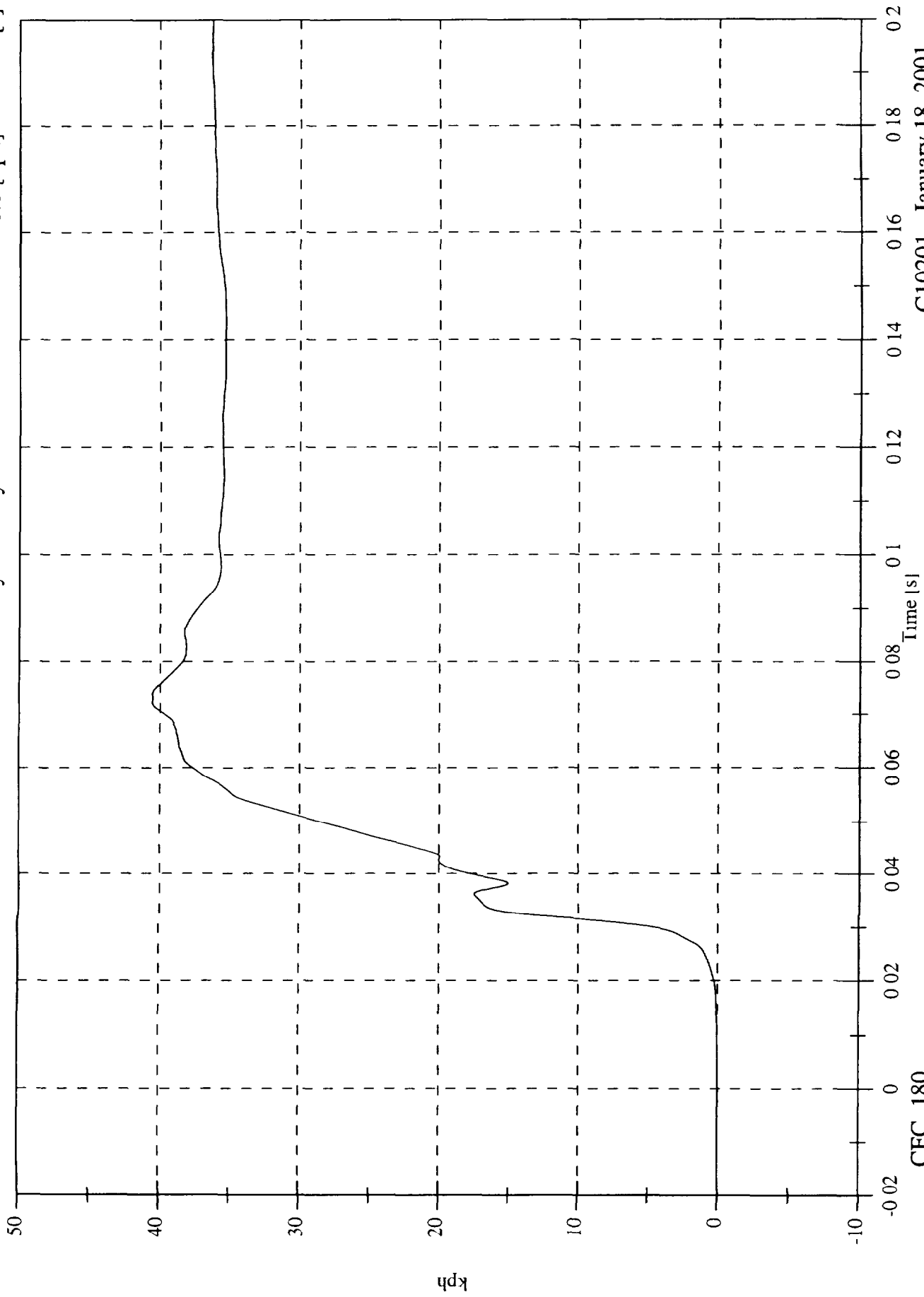
Max: 148.9 [g] at 0.032 [s]
Min: -97.7 [g] at 0.038 [s]



FMVSS 214D Test 6 - 2001 Ford Mustang Convertible

P4 Lower Rib y Velocity

Max: 40.5 [kph] at 0.072 [s]
Min: -0.0 [kph] at -0.020 [s]



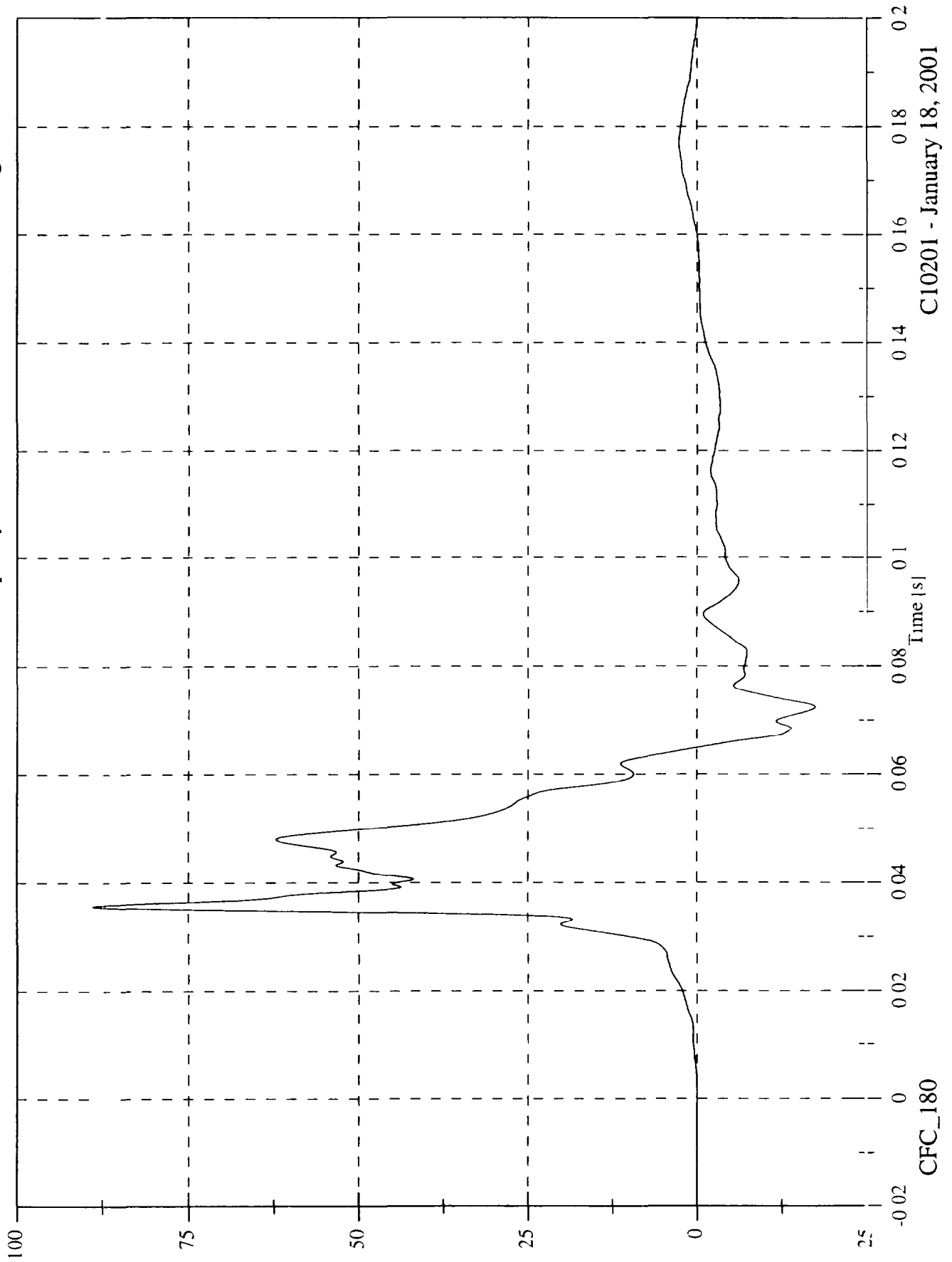
CFC_180

C10201 - January 18, 2001

FMVSS 214D Test 6 - 2001 Ford Mustang Convertible

P4 Lower Spine y

Max: 88.9 [g] at 0.036 [s]
Min: -17.5 [g] at 0.072 [s]



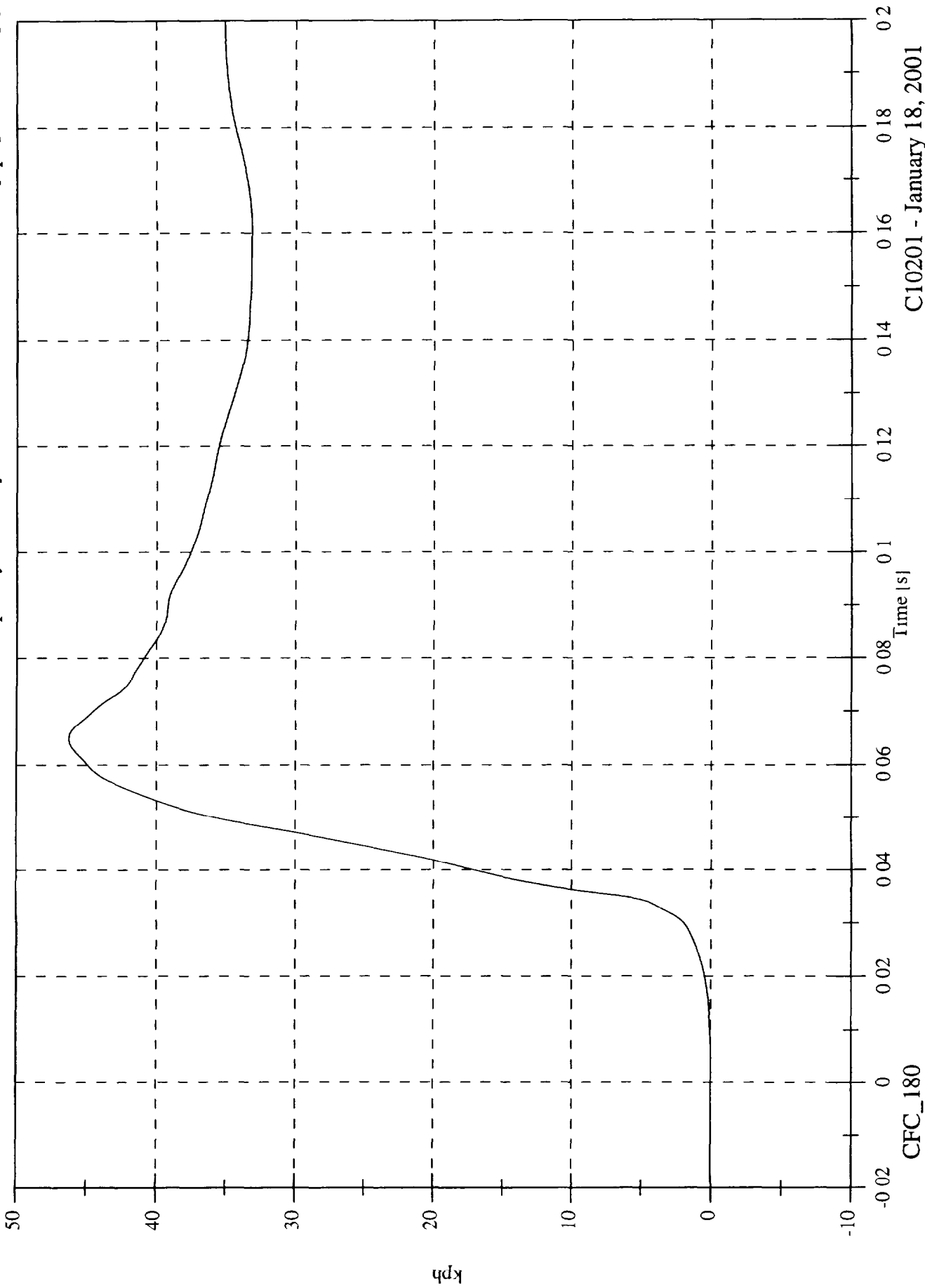
C10201 - January 18, 2001

FMVSS 214D Test 6 - 2001 Ford Mustang Convertible

P4 Lower Spine y Velocity

Max: 46.3 [kph] at 0.065 [s]

Min: -0.0 [kph] at -0.020 [s]



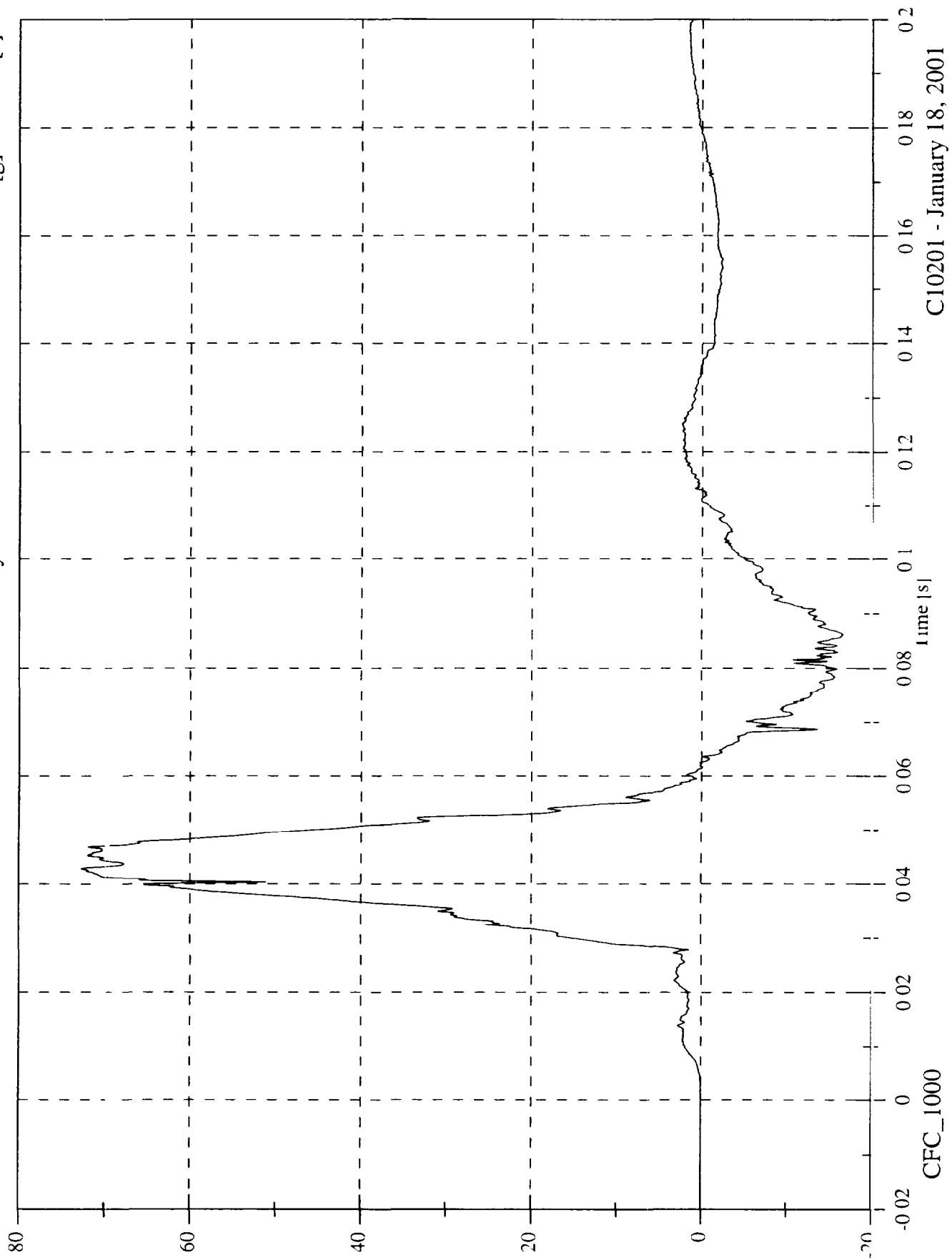
CFC_180

C10201 - January 18, 2001

FMVSS 214D Test 6 - 2001 Ford Mustang Convertible

P4 Pelvic y

Max: 72.7 [g] at 0.043 [s]
Min: -16.6 [g] at 0.086 [s]

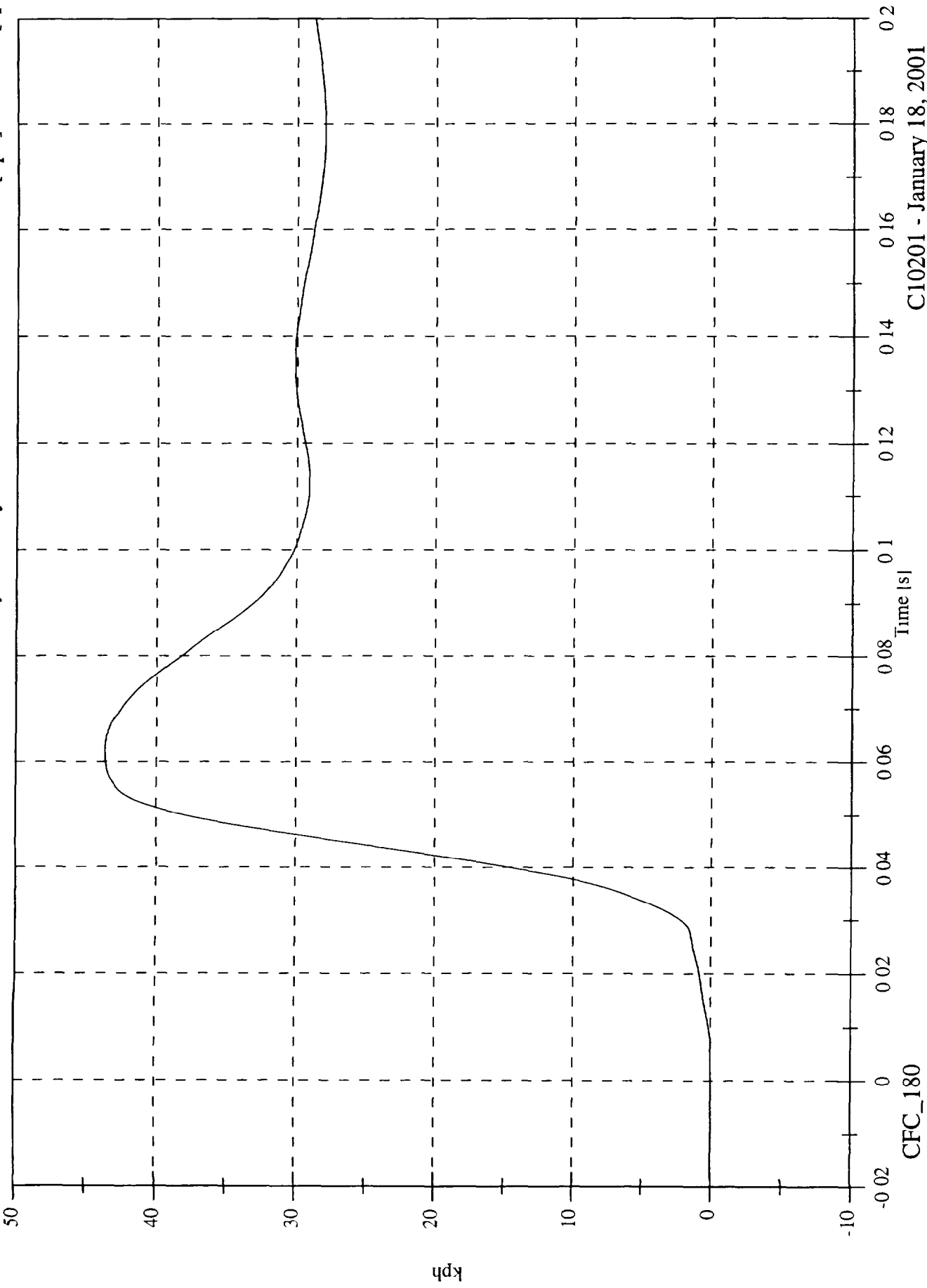


C10201 - January 18, 2001

FMVSS 214D Test 6 - 2001 Ford Mustang Convertible

P4 Pelvic Velocity

Max: 43.6 [kph] at 0.062 [s]
Min: -0.0 [kph] at -0.020 [s]



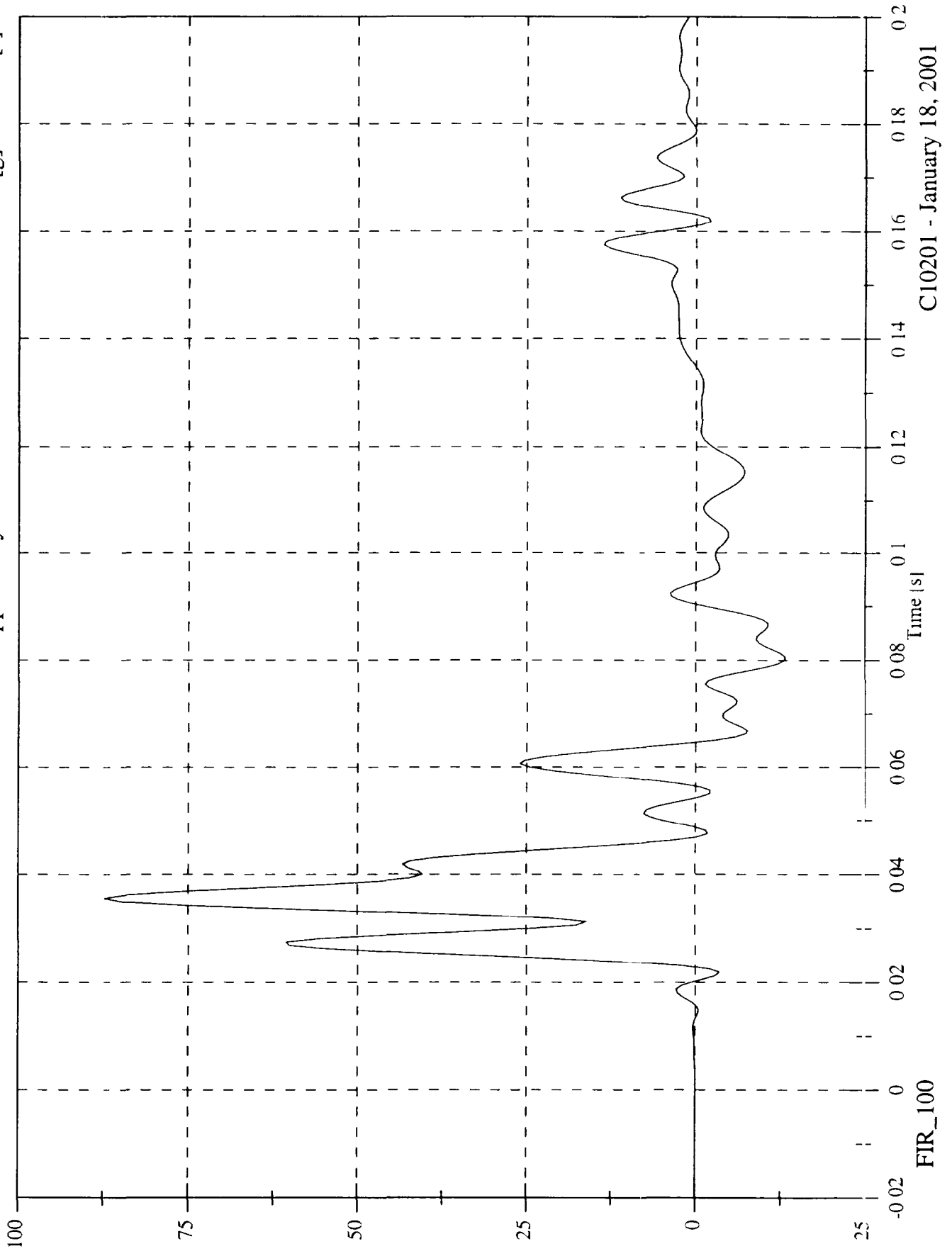
C10201 - January 18, 2001

CFC_180

FMVSS 214D Test 6 - 2001 Ford Mustang Convertible

P1 Upper Rib y

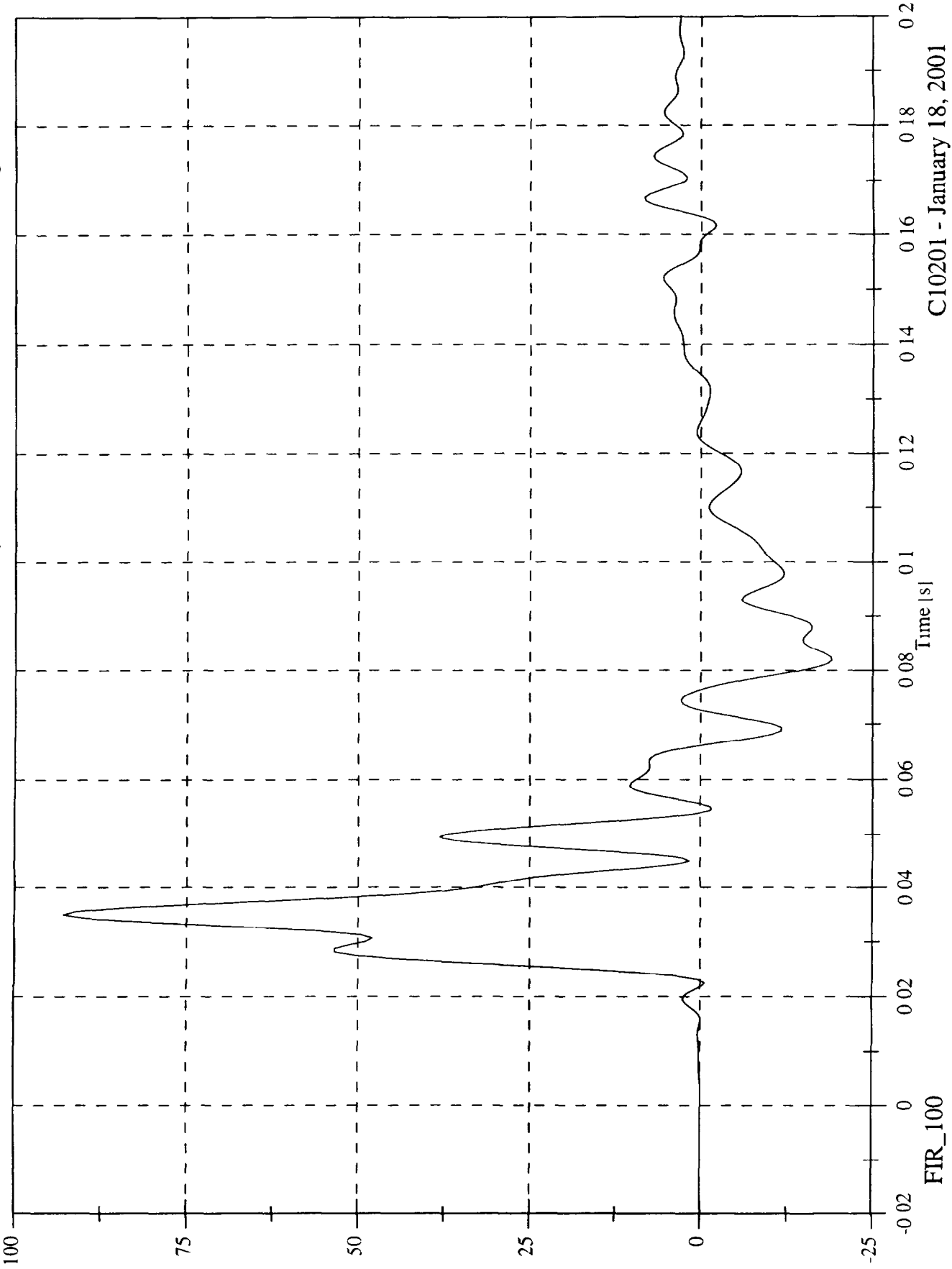
Max: 87.2 [g] at 0.036 [s]
Min: -13.2 [g] at 0.081 [s]



FMVSS 214D Test 6 - 2001 Ford Mustang Convertible

PI Lower Rib y

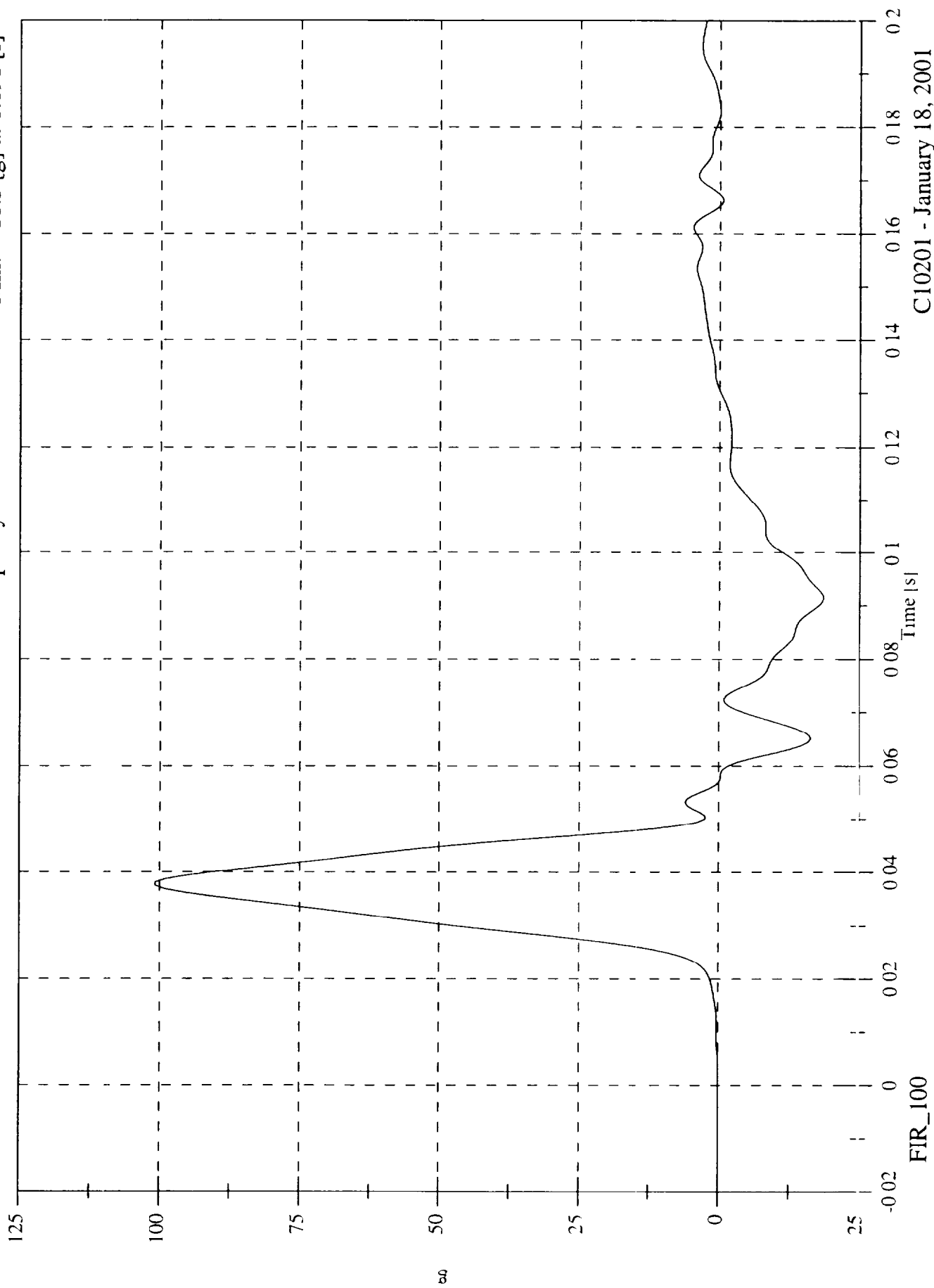
Max: 92.9 [g] at 0.035 [s]
Min: -19.0 [g] at 0.082 [s]



FMVSS 214D Test 6 - 2001 Ford Mustang Convertible

P1 Lower Spine y

Max: 100.9 [g] at 0.038 [s]
Min: -18.5 [g] at 0.091 [s]

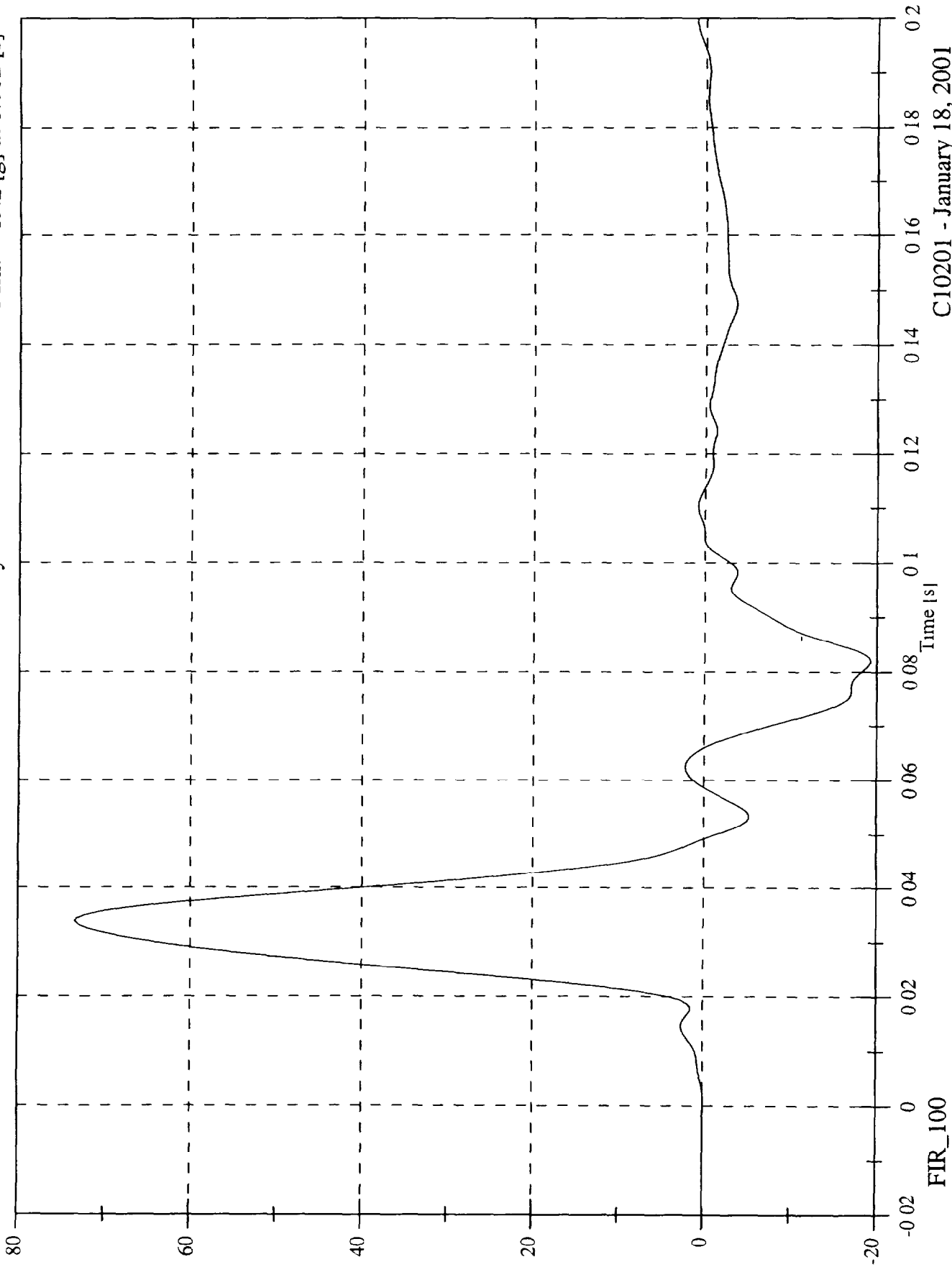


C10201 - January 18, 2001

FMVSS 214D Test 6 - 2001 Ford Mustang Convertible

P1 Pelvic y

Max: 73.4 [g] at 0.034 [s]
Min: -19.2 [g] at 0.082 [s]

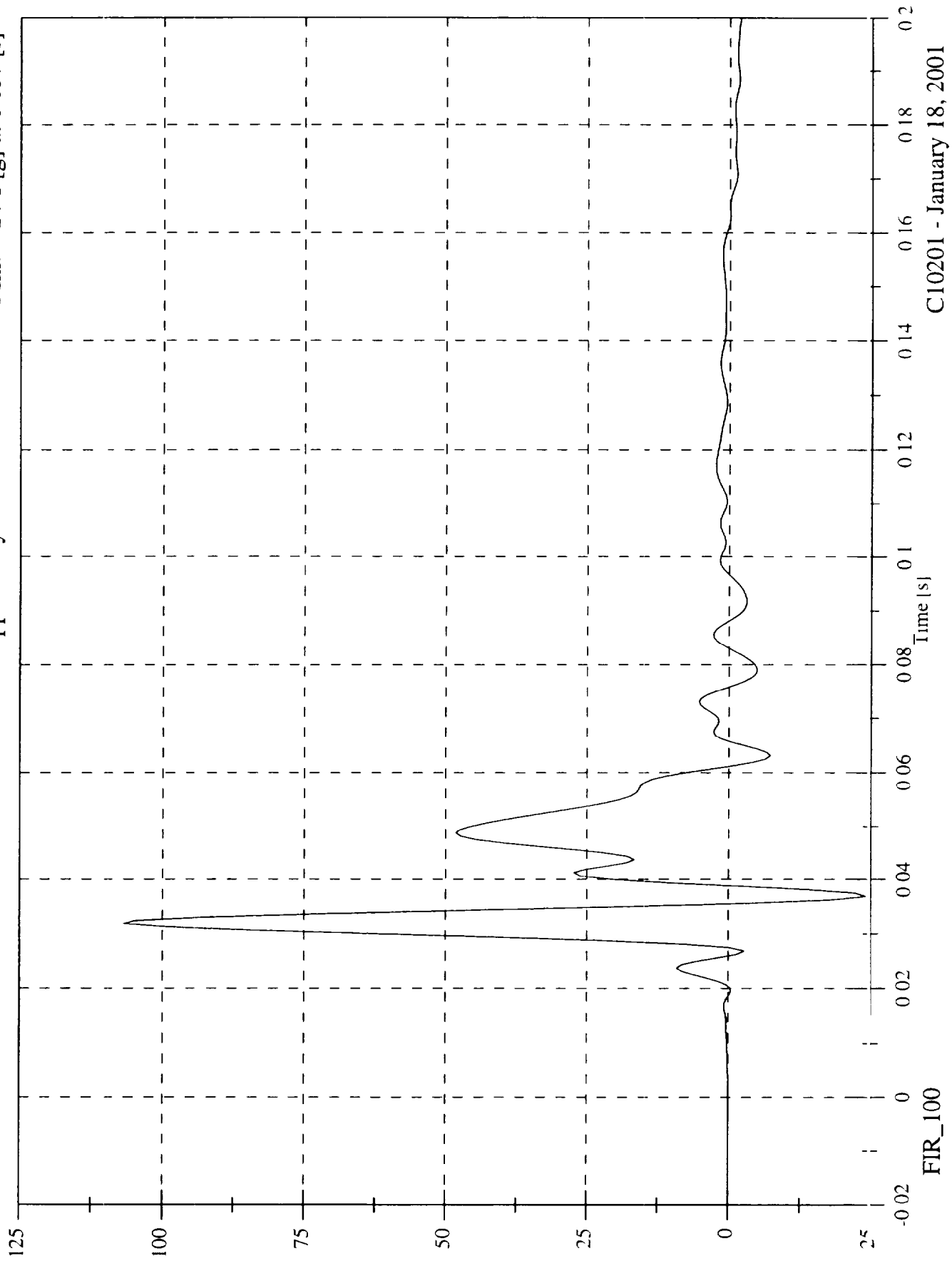


C10201 - January 18, 2001

FMVSS 214D Test 6 - 2001 Ford Mustang Convertible

P4 Upper Rib y

Max: 106.8 [g] at 0.032 [s]
Min: -24.1 [g] at 0.037 [s]

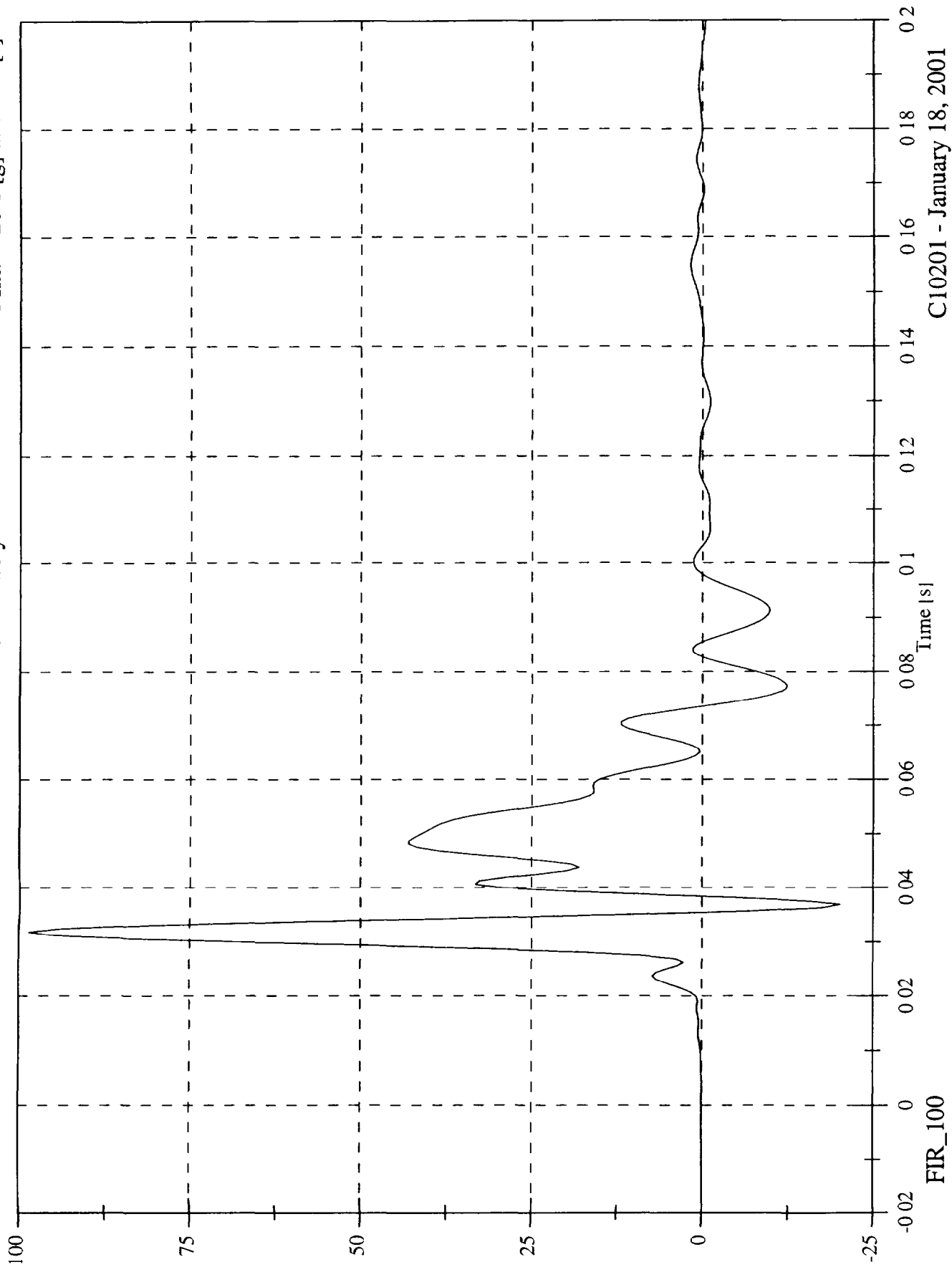


C10201 - January 18, 2001

FMVSS 214D Test 6 - 2001 Ford Mustang Convertible

P4 Lower Rib y

Max: 98.5 [g] at 0.032 [s]
Min: -20.1 [g] at 0.037 [s]

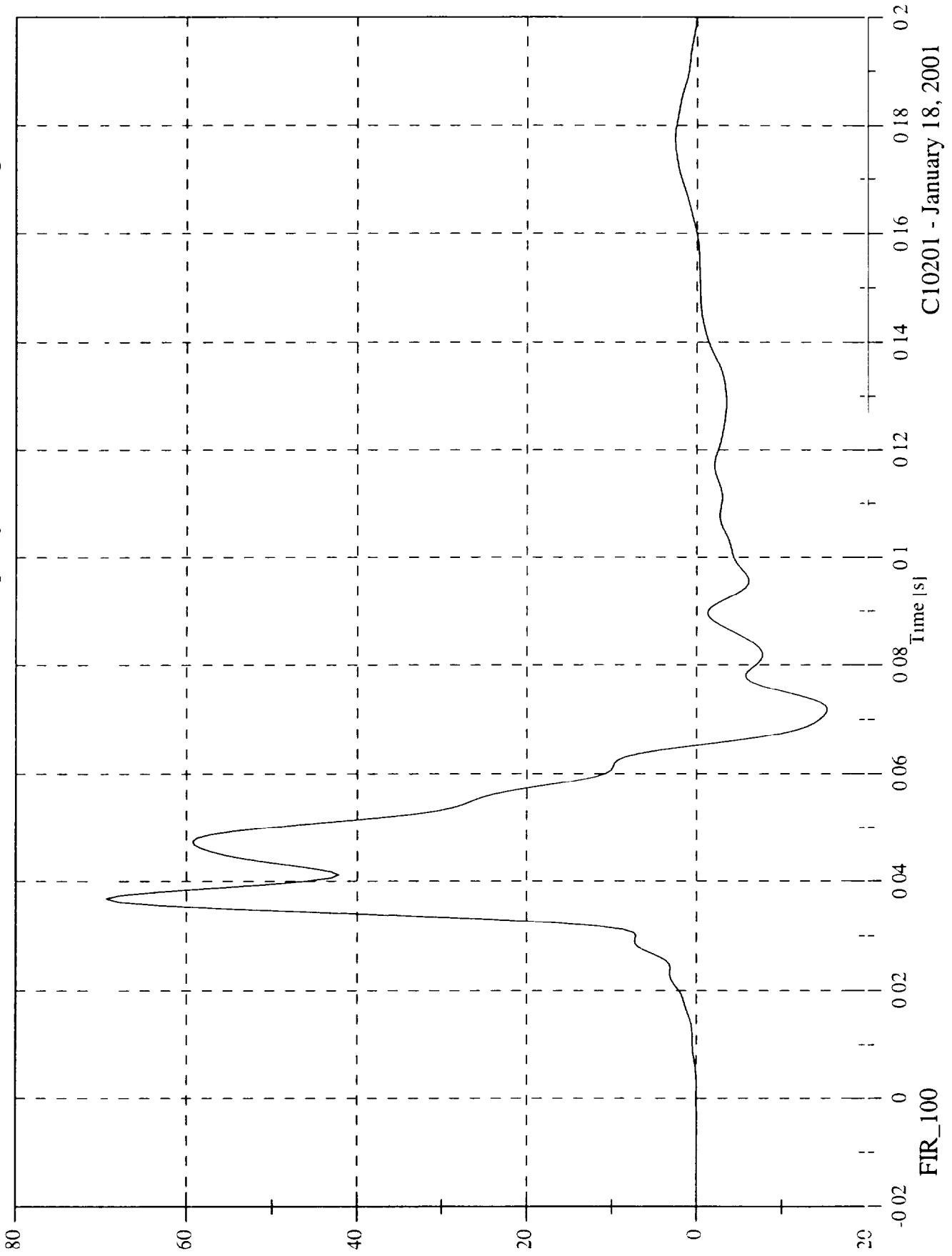


C10201 - January 18, 2001

FMVSS 214D Test 6 - 2001 Ford Mustang Convertible

P4 Lower Spine y

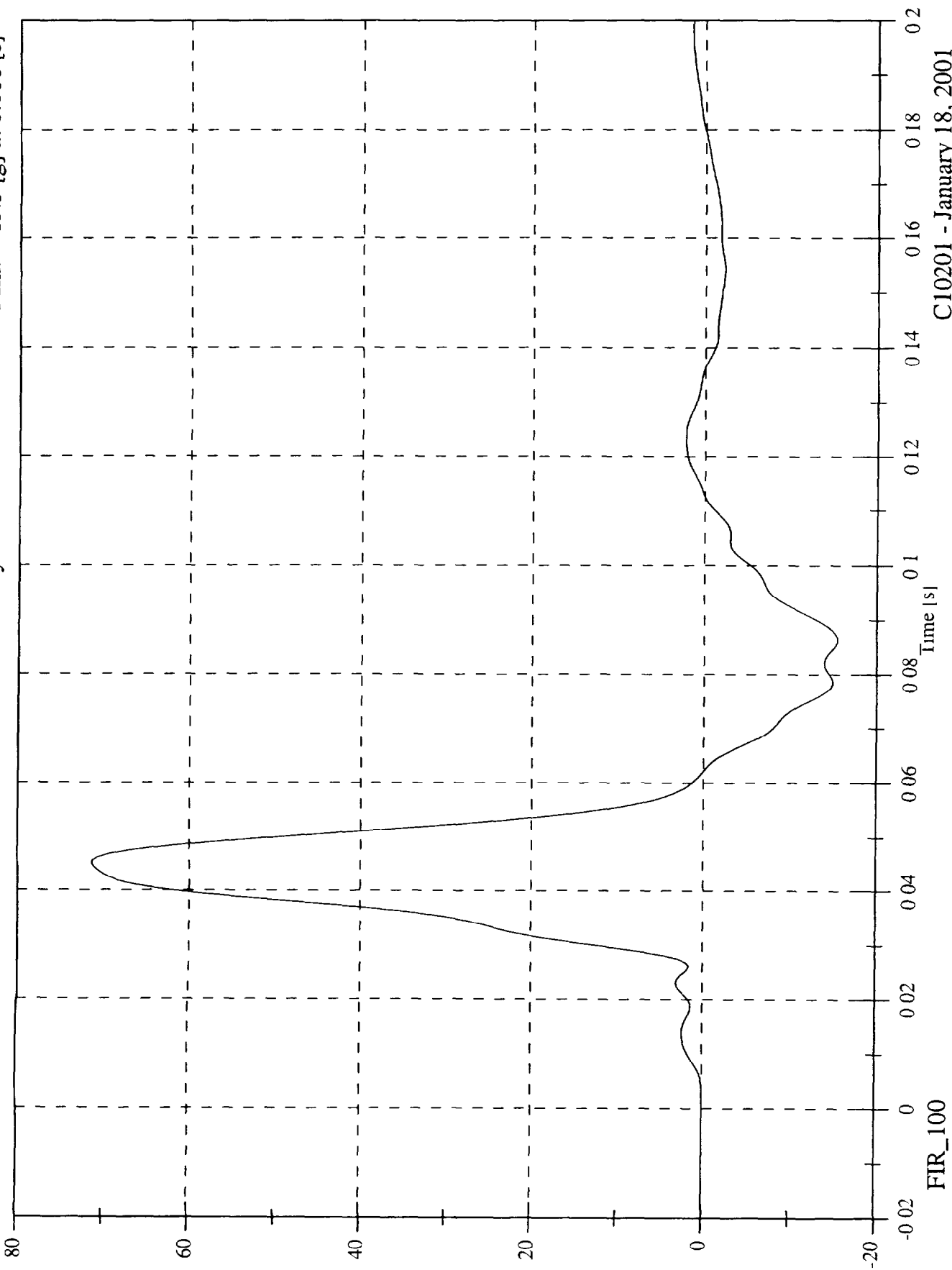
Max. 69.4 [g] at 0.037 [s]
Min: -15.3 [g] at 0.072 [s]



FMVSS 214D Test 6 - 2001 Ford Mustang Convertible

P4 Pelvic y

Max: 71.4 [g] at 0.045 [s]
Min: -15.5 [g] at 0.086 [s]

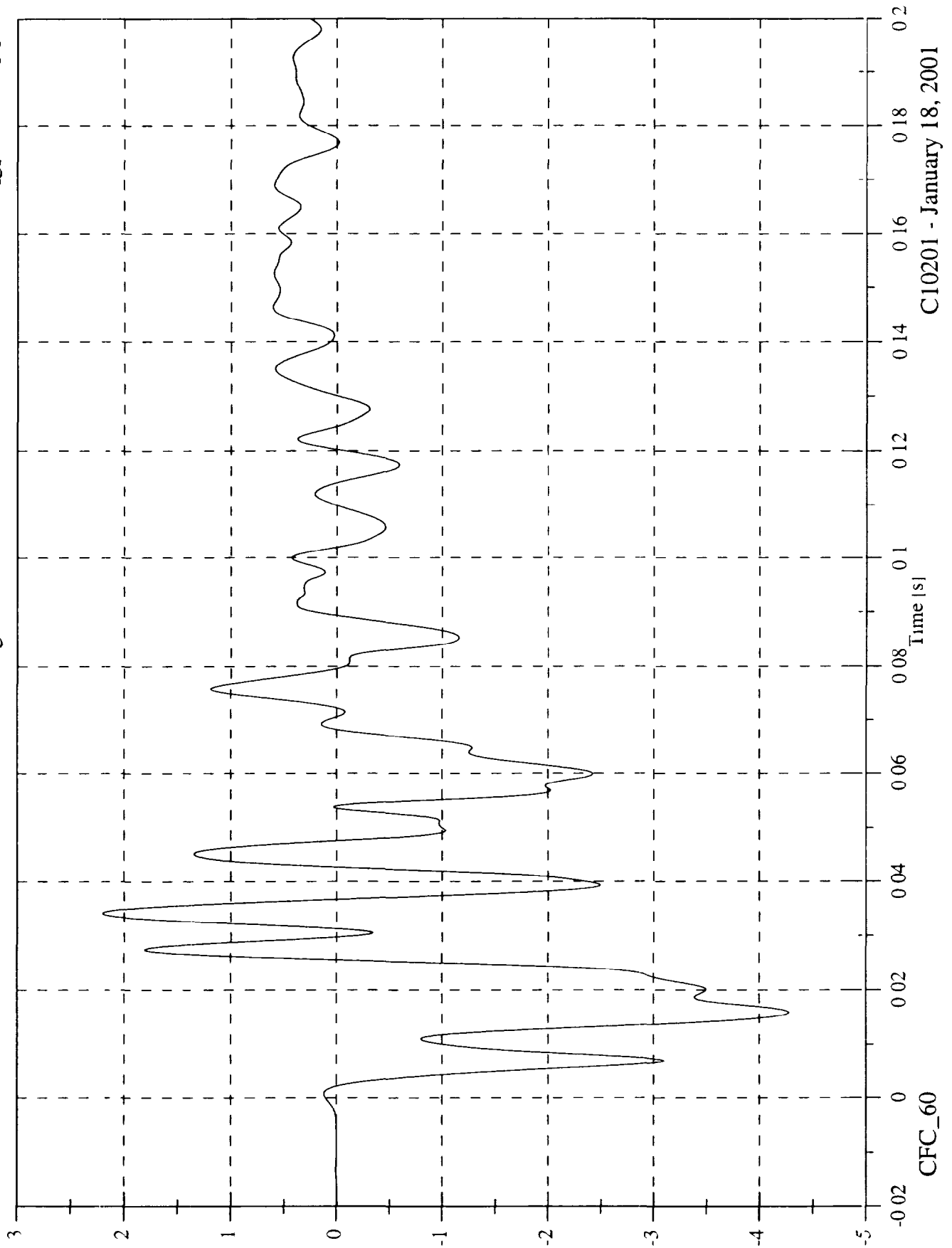


C10201 - January 18, 2001

FMVSS 214D Test 6 - 2001 Ford Mustang Convertible

Max: 2.2 [g] at 0.034 [s]
Min: -4.3 [g] at 0.016 [s]

Acc 1 Right Front Sill X

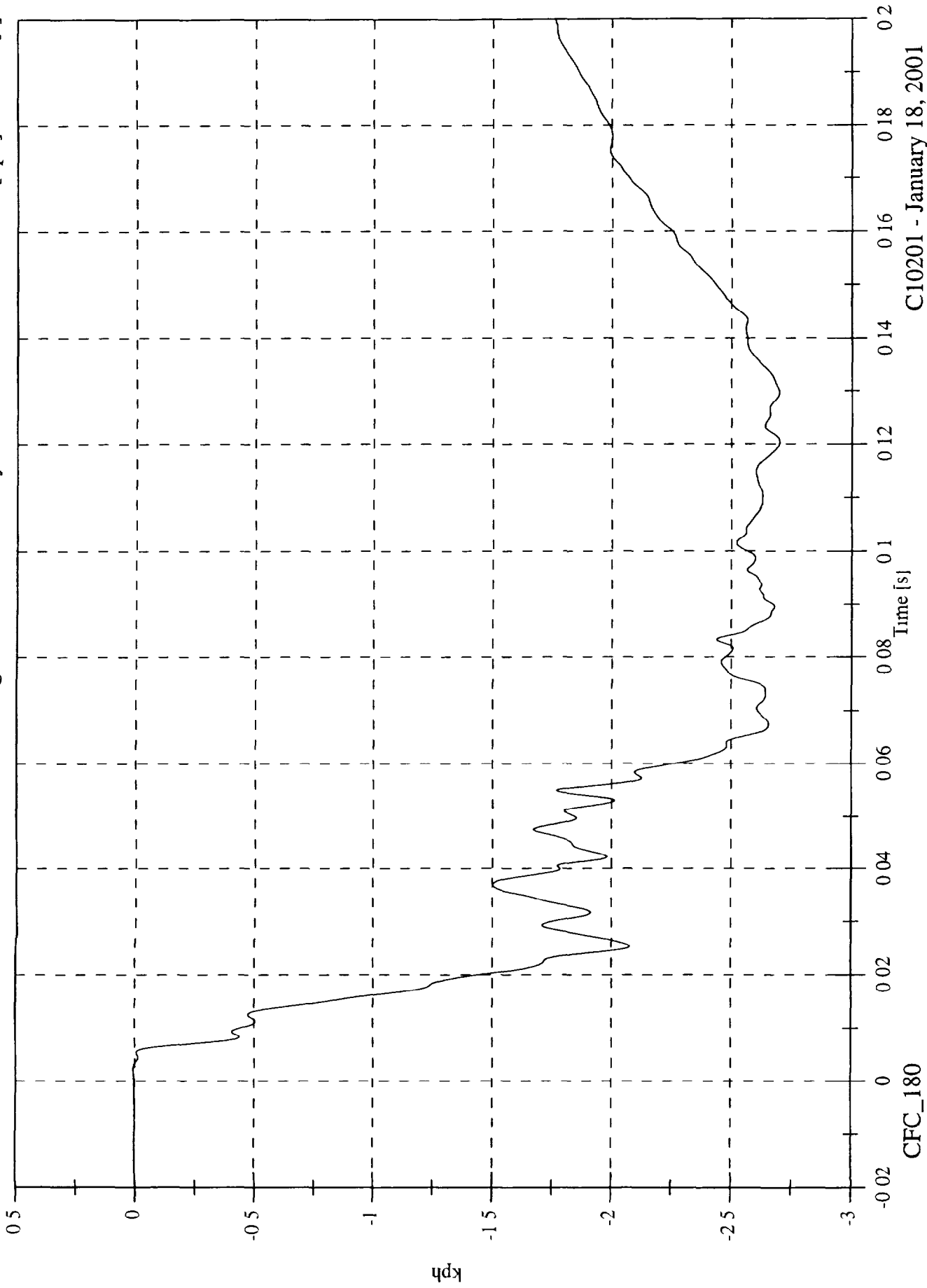


FMVSS 214D Test 6 - 2001 Ford Mustang Convertible

Max: 0.0 [kph] at 0.003 [s]

Min: -2.7 [kph] at 0.120 [s]

Acc 1 Right Front Sill Velocity X

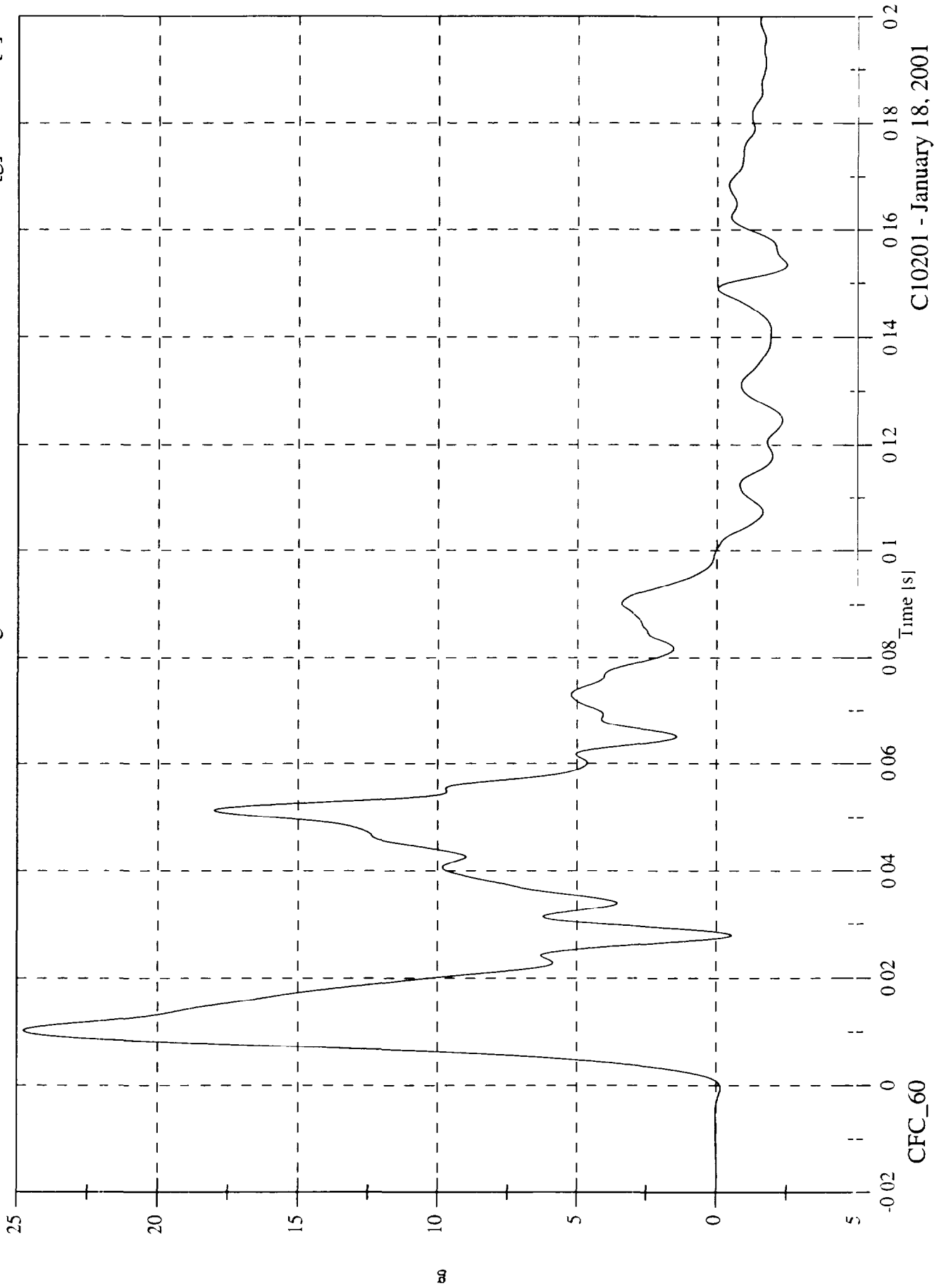


C10201 - January 18, 2001

FMVSS 214D Test 6 - 2001 Ford Mustang Convertible

Acc 1 Right Front Sill Y

Max. 24.8 [g] at 0.010 [s]
Min. -2.5 [g] at 0.153 [s]

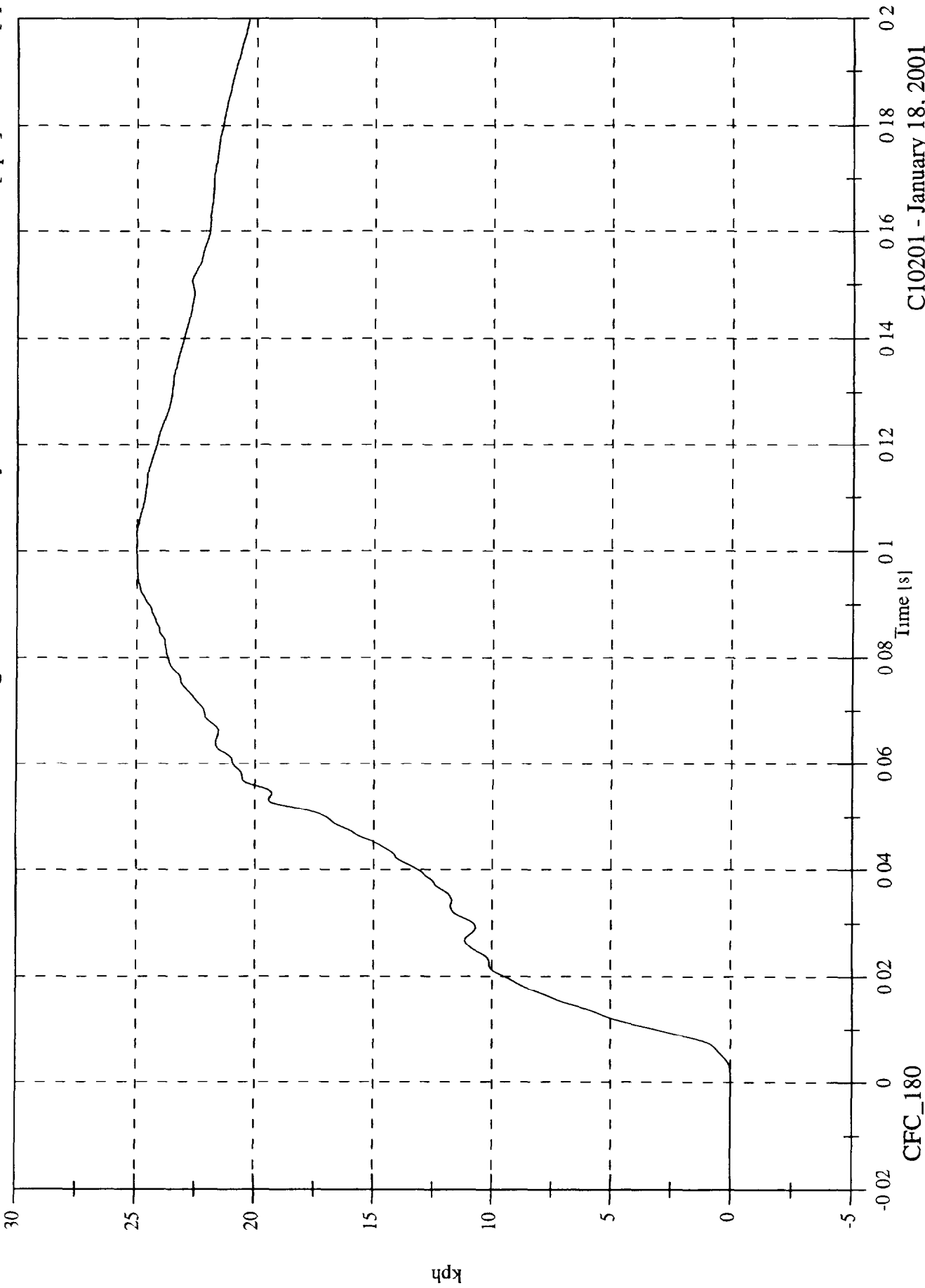


FMVSS 214D Test 6 - 2001 Ford Mustang Convertible

Max: 25.0 [kph] at 0.100 [s]

Mmn: -0.0 [kph] at -0.015 [s]

Acc 1 Right Front Sill Velocity Y

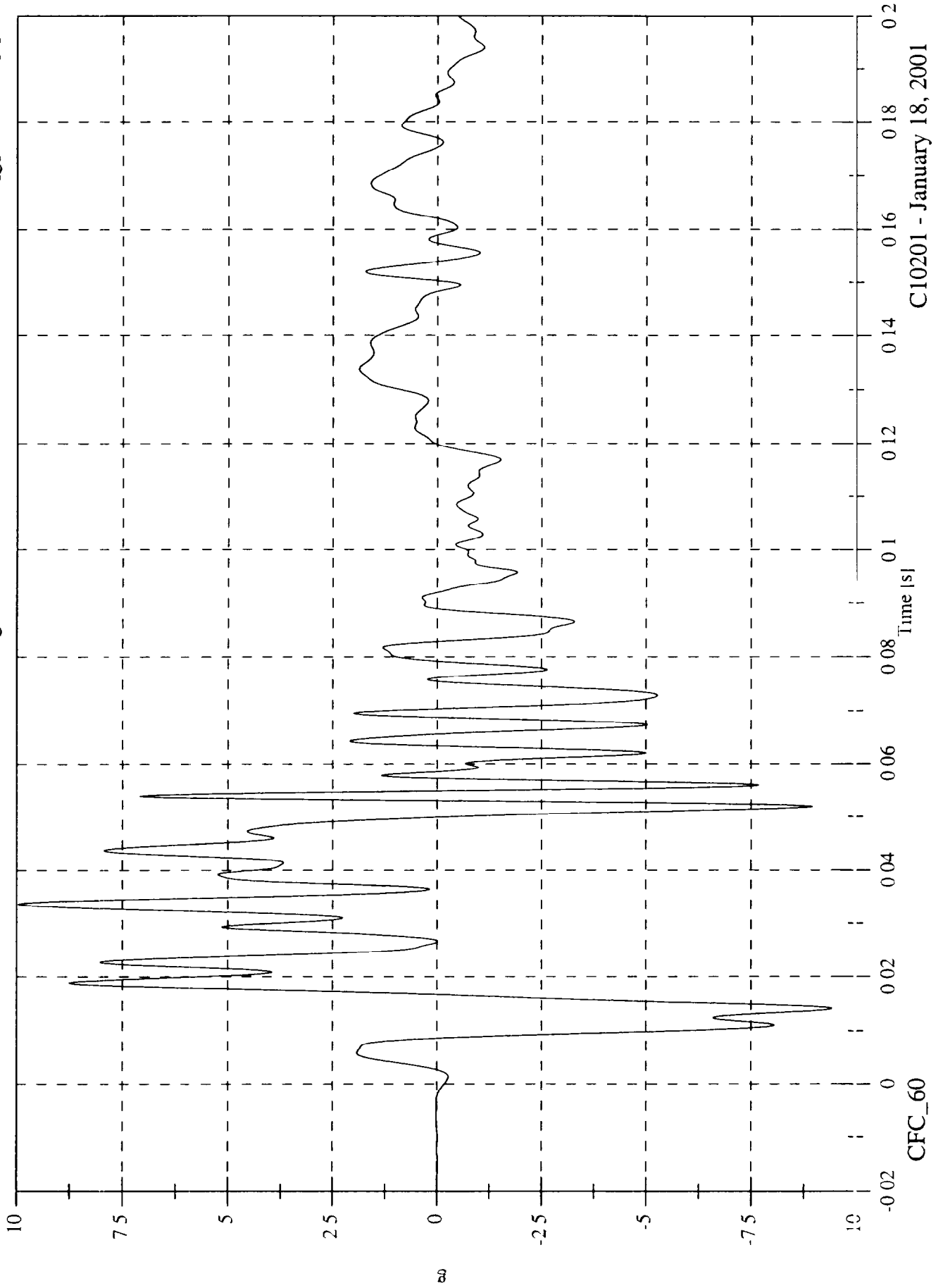


C10201 - January 18, 2001

FMVSS 214D Test 6 - 2001 Ford Mustang Convertible

Max 10.0 [g] at 0.034 [s]
Min: -9.4 [g] at 0.014 [s]

Acc 1 Right Front Sill Z



CFC_60

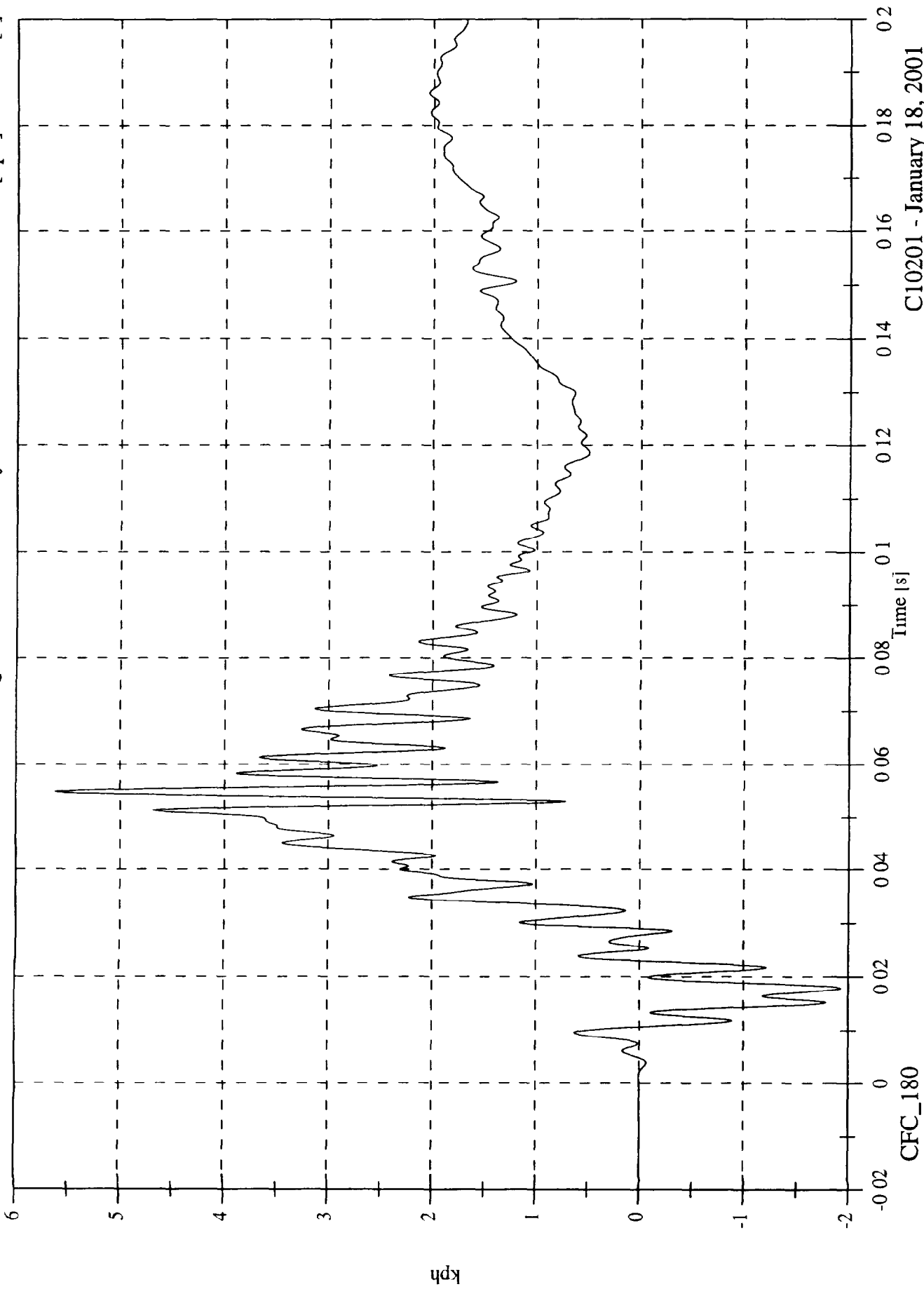
C10201 - January 18, 2001

FMVSS 214D Test 6 - 2001 Ford Mustang Convertible

Max: 5.6 [kph] at 0.055 [s]

Min: -1.9 [kph] at 0.018 [s]

Acc 1 Right Front Sill Velocity Z



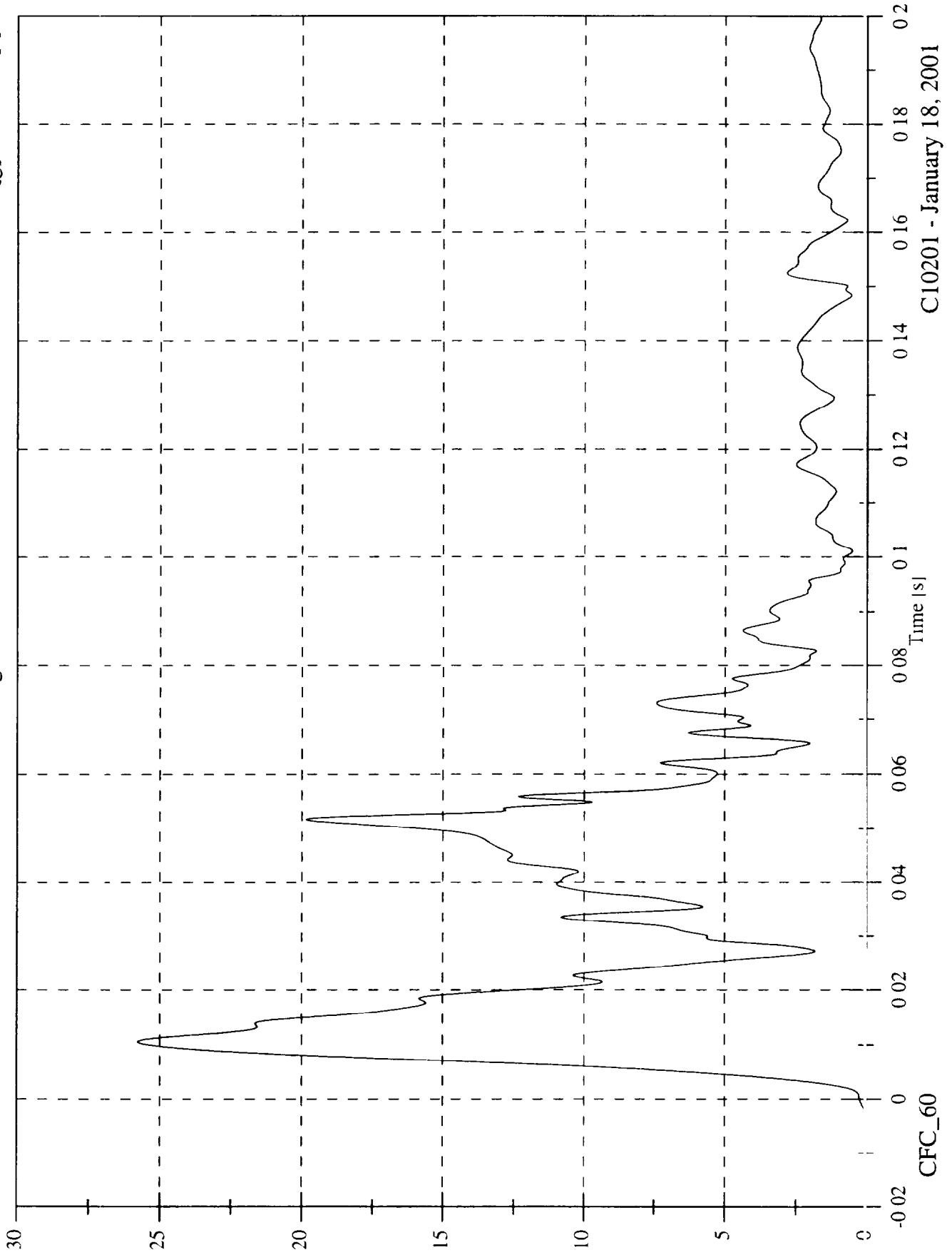
CFC_180

C10201 - January 18, 2001

FMVSS 214D Test 6 - 2001 Ford Mustang Convertible

Max. 25.8 [g] at 0.011 [s]
Min: 0.0 [g] at -0.020 [s]

Acc 1 Right Front Sill Resultant



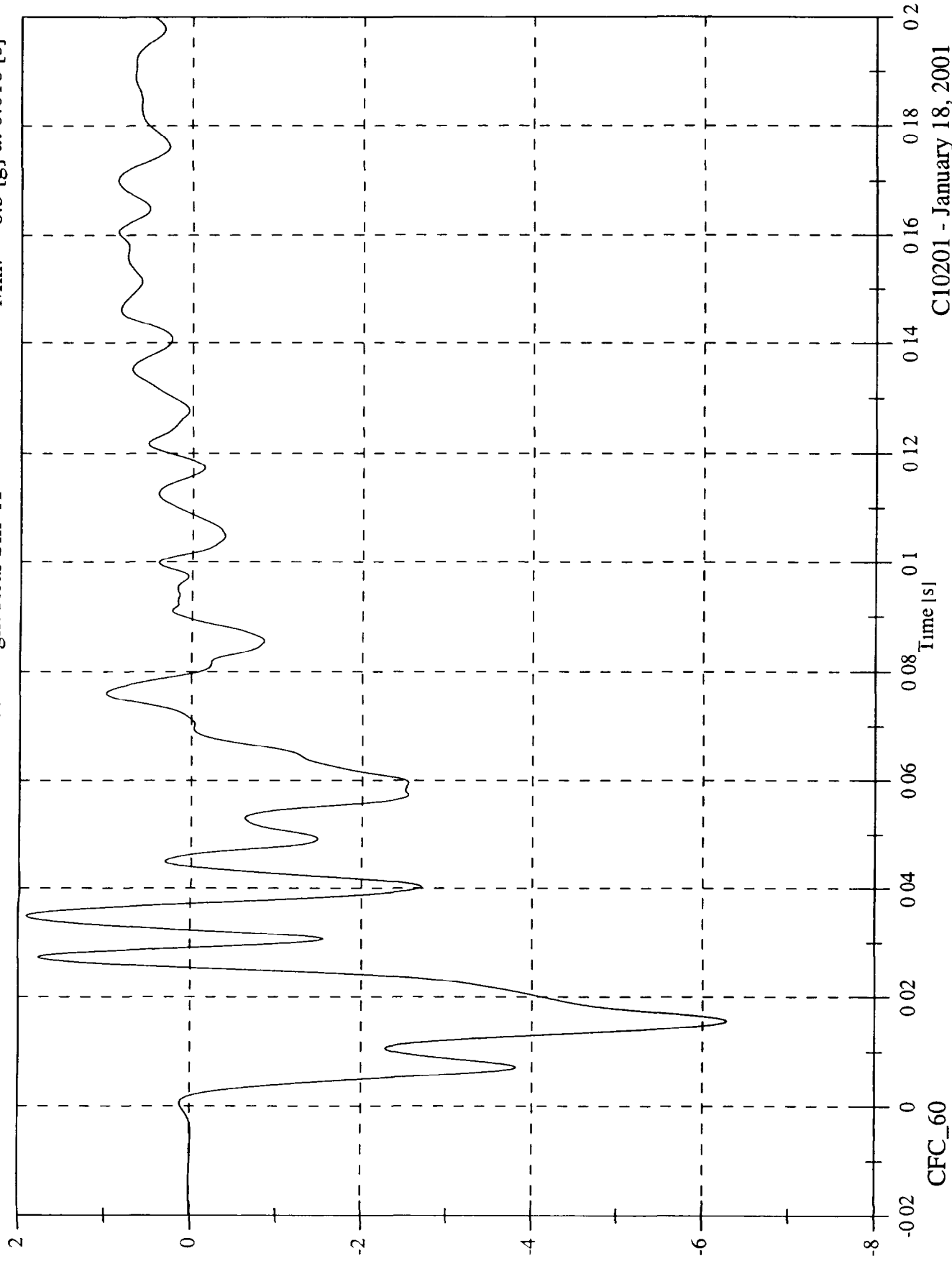
C10201 - January 18, 2001

FMVSS 214D Test 6 - 2001 Ford Mustang Convertible

Acc 2 Right Rear Sill X

Max. 1.9 [g] at 0.035 [s]

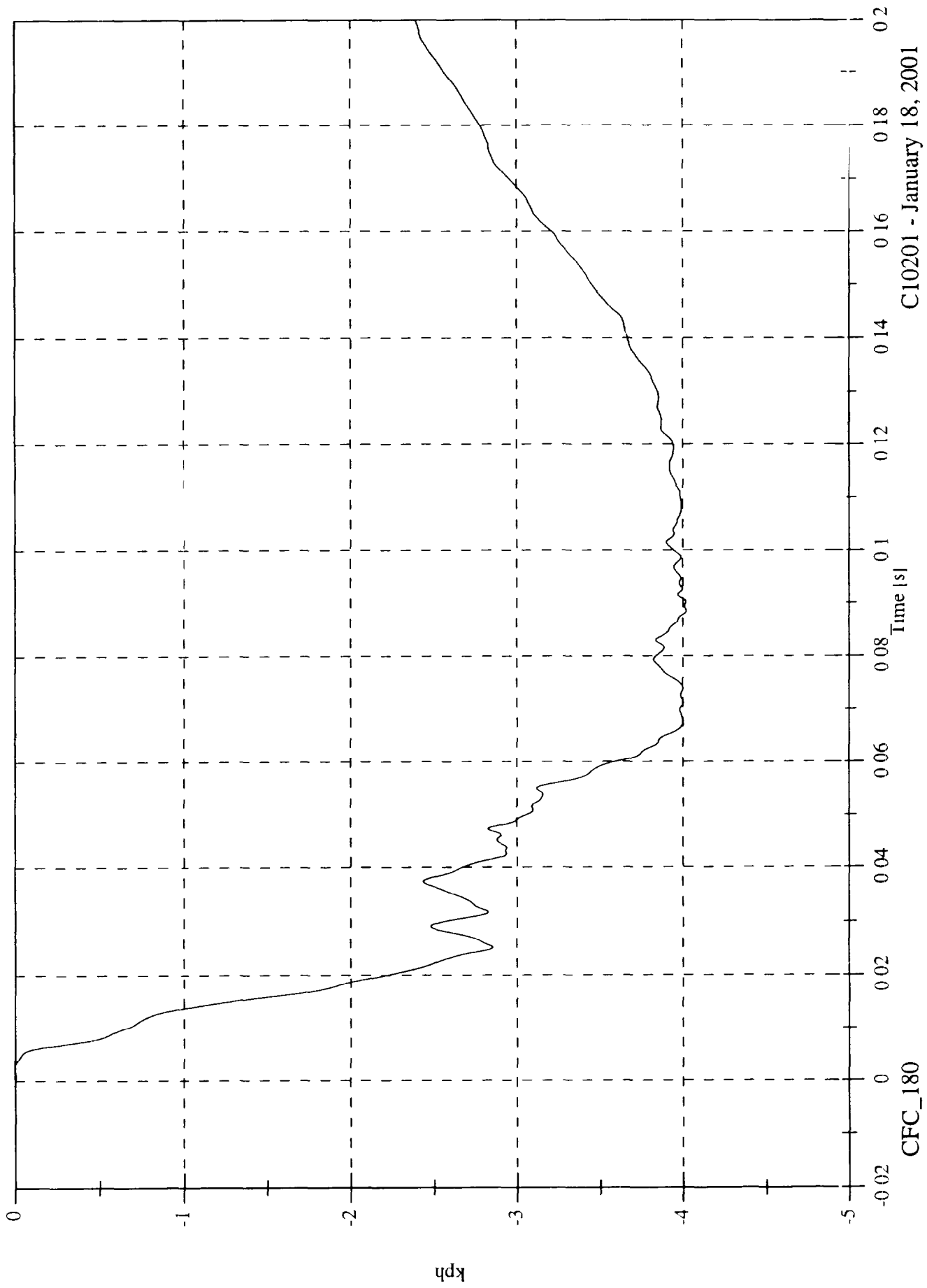
Min: -6.3 [g] at 0.016 [s]



CI0201 - January 18, 2001

FMVSS 214D Test 6 - 2001 Ford Mustang Convertible
Acc 2 Right Rear Sill Velocity X

Max: 0.0 [kph] at 0.003 [s]
Min: -4.0 [kph] at 0.088 [s]



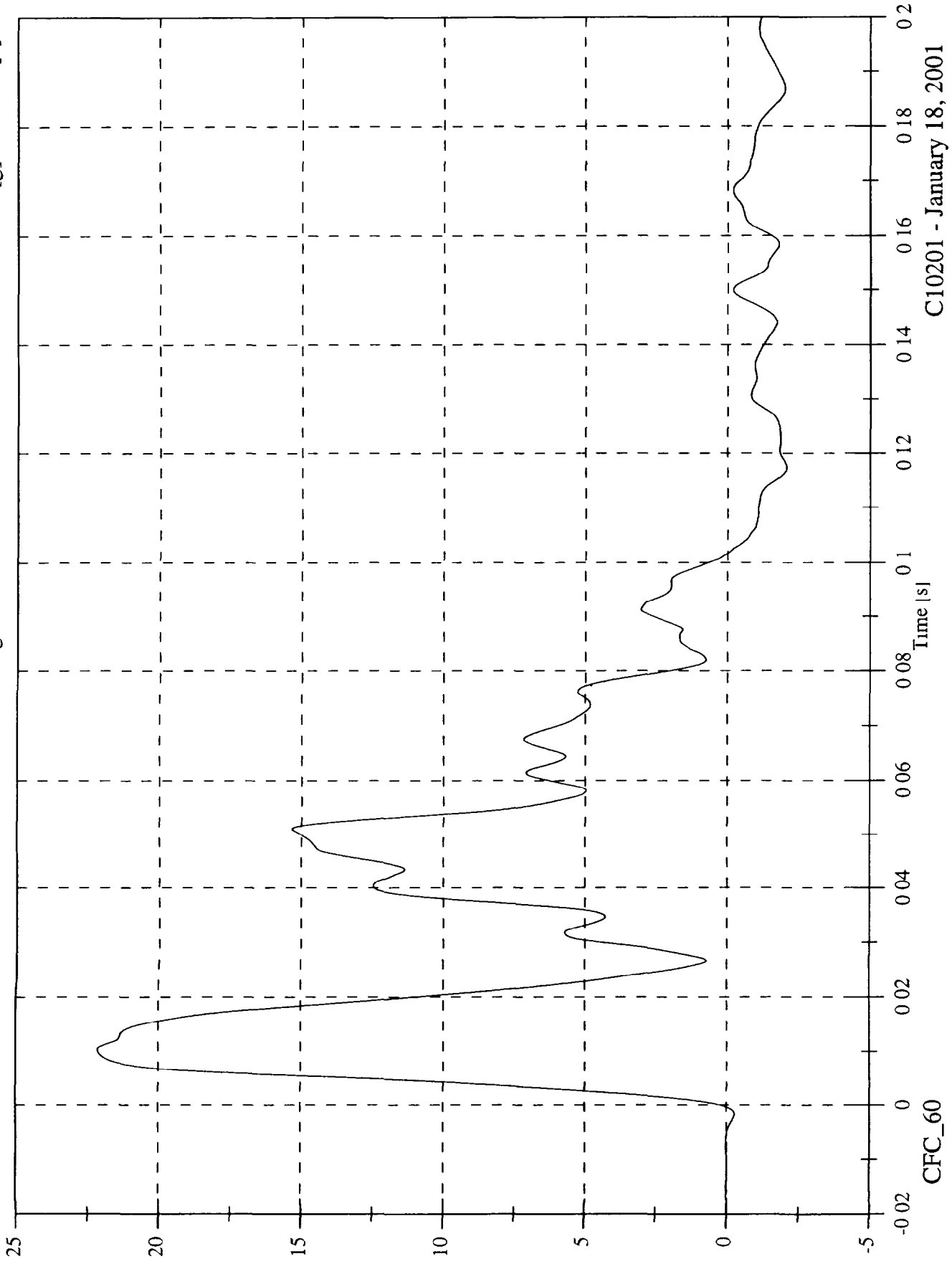
C10201 - January 18, 2001

FMVSS 214D Test 6 - 2001 Ford Mustang Convertible

Max: 22.1 [g] at 0.010 [s]

Min: -2.1 [g] at 0.117 [s]

Acc 2 Right Rear Sill Y

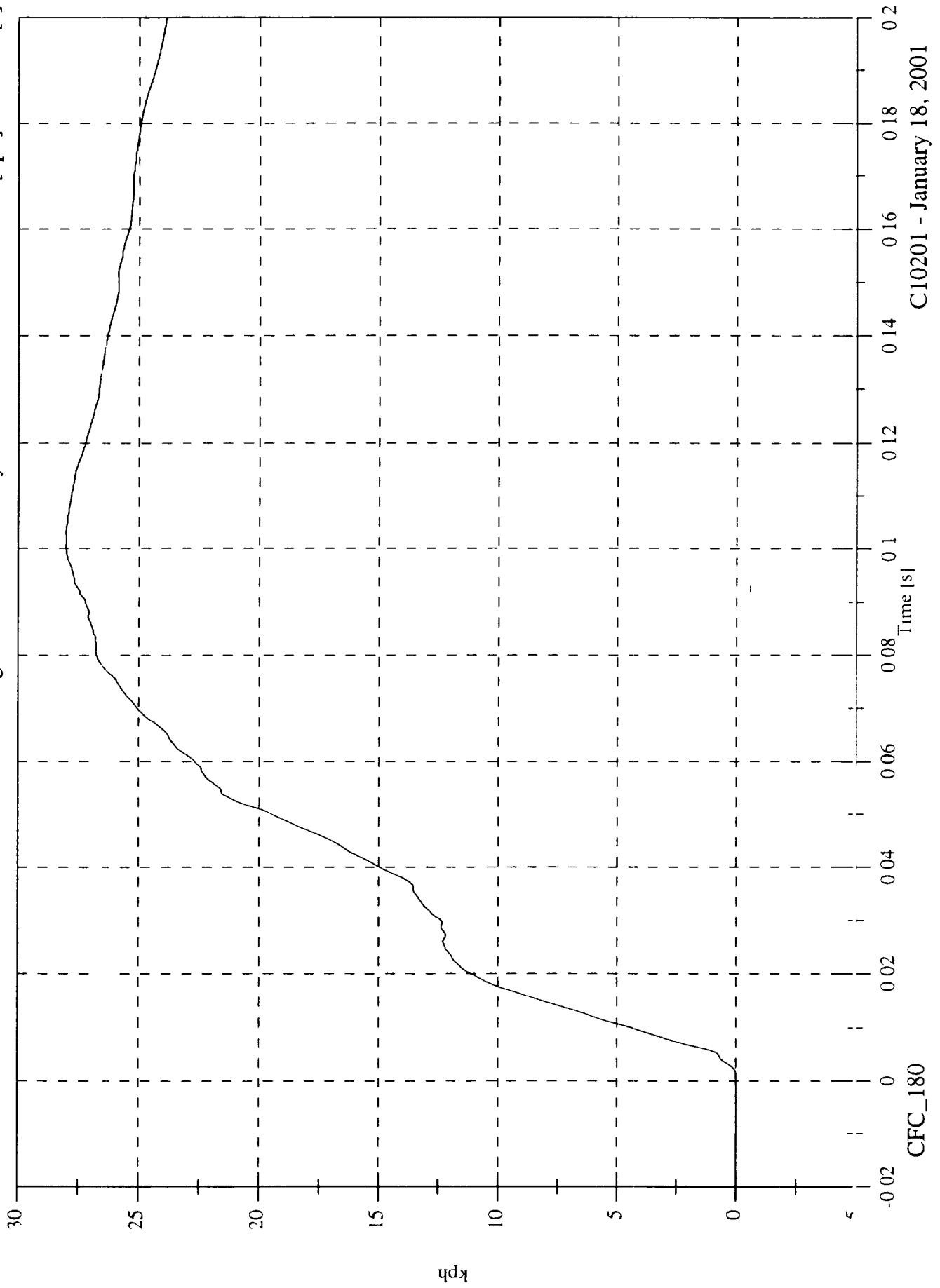


C10201 - January 18, 2001

FMVSS 214D Test 6 - 2001 Ford Mustang Convertible

Max: 28.0 [kph] at 0.103 [s]
Min: -0.0 [kph] at -0.020 [s]

Acc 2 Right Rear Sill Velocity Y



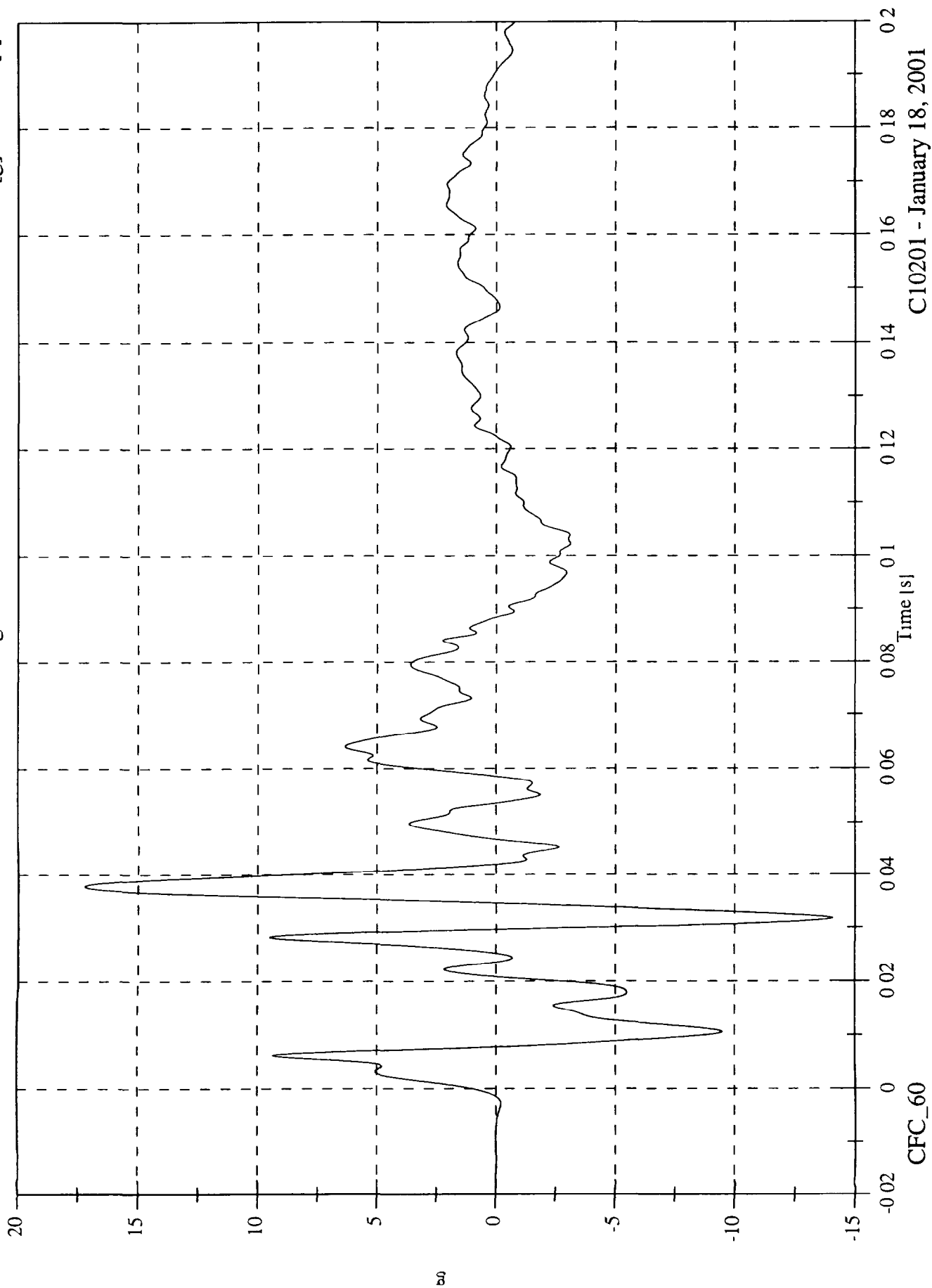
C10201 - January 18, 2001

FMVSS 214D Test 6 - 2001 Ford Mustang Convertible

Acc 2 Right Rear Sill Z

Max: 17.2 [g] at 0.038 [s]

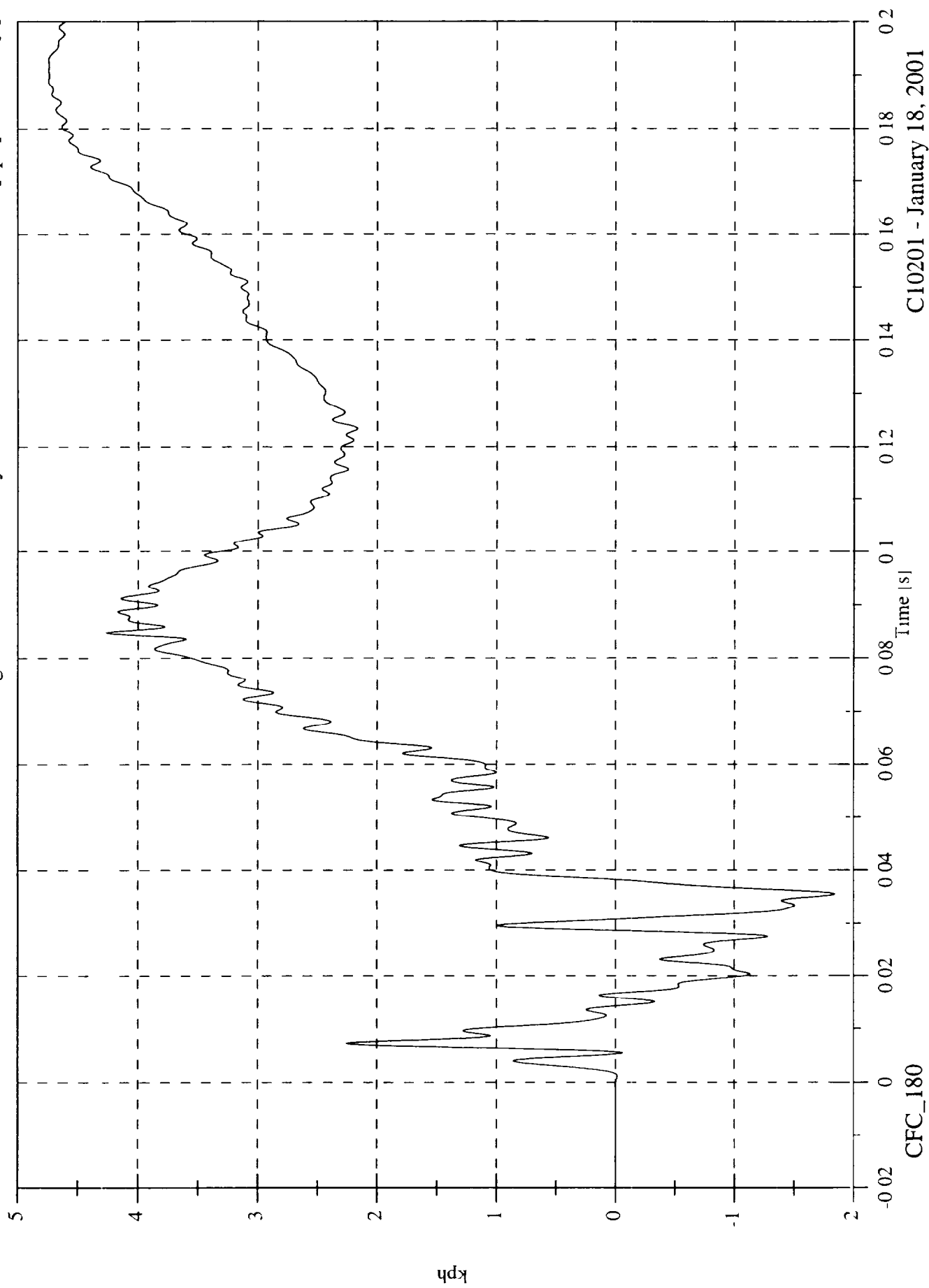
Mnn: -14.1 [g] at 0.032 [s]



FMVSS 214D Test 6 - 2001 Ford Mustang Convertible

Max: 47 [kph] at 0.189 [s]
Min: -18 [kph] at 0.036 [s]

Acc 2 Right Rear Sill Velocity Z



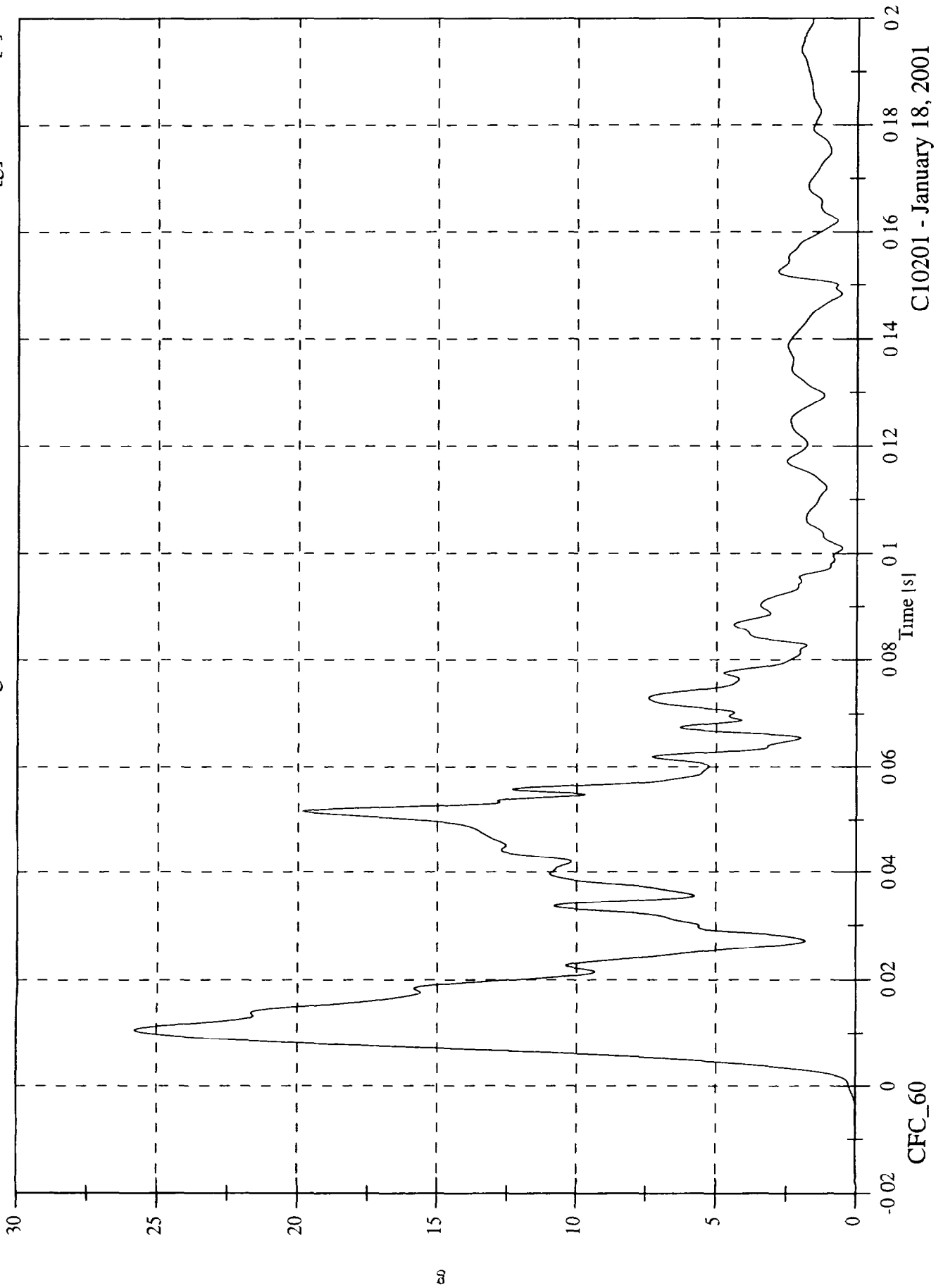
C10201 - January 18, 2001

FMVSS 214D Test 6 - 2001 Ford Mustang Convertible

Max: 25.8 [g] at 0.011 [s]

Min: 0.0 [g] at -0.020 [s]

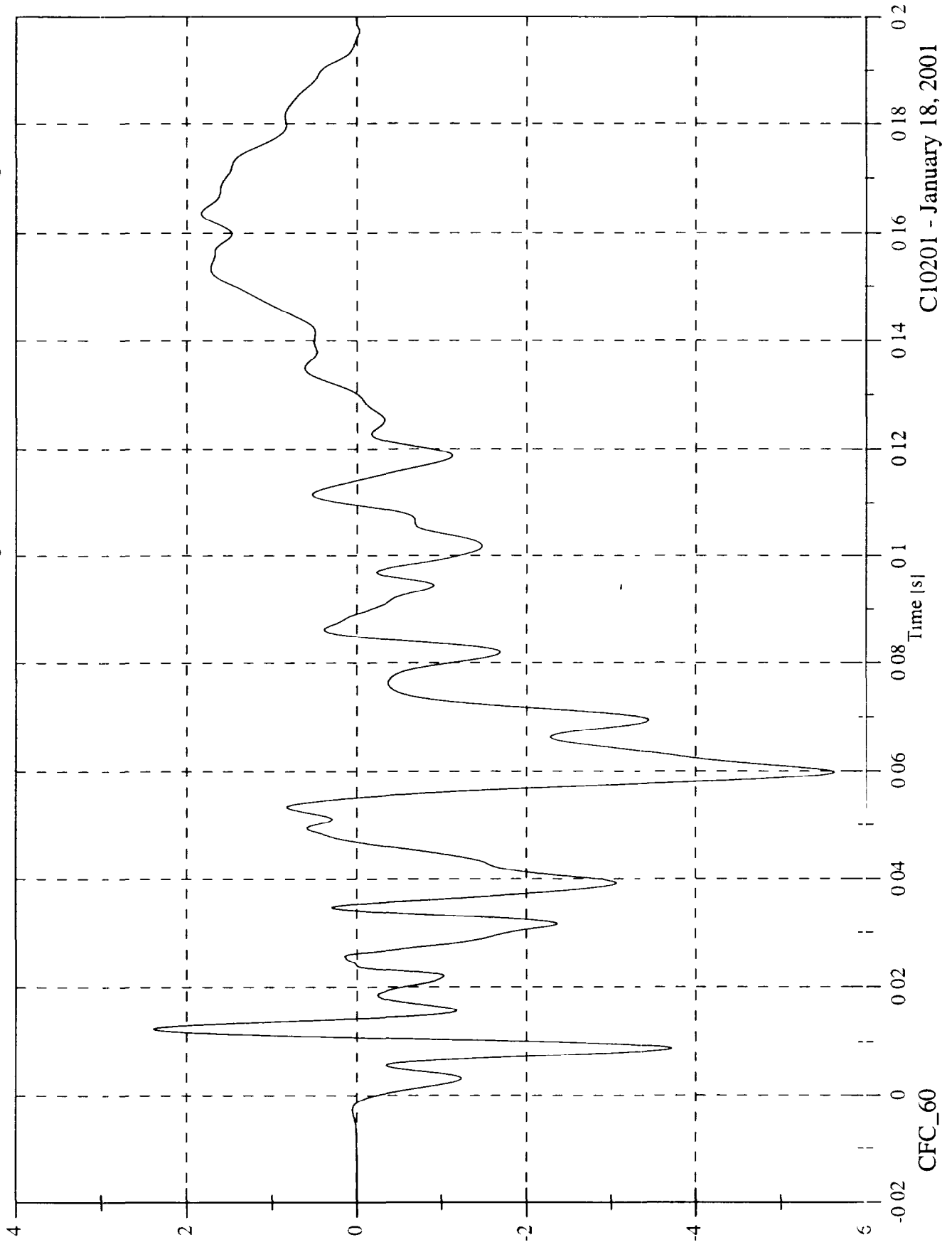
Acc 1 Right Front Sill Resultant X



FMVSS 214D Test 6 - 2001 Ford Mustang Convertible

Acc 3 Rear Floorpan X

Max 2.4 [g] at 0.012 [s]
Min: -5.6 [g] at 0.060 [s]

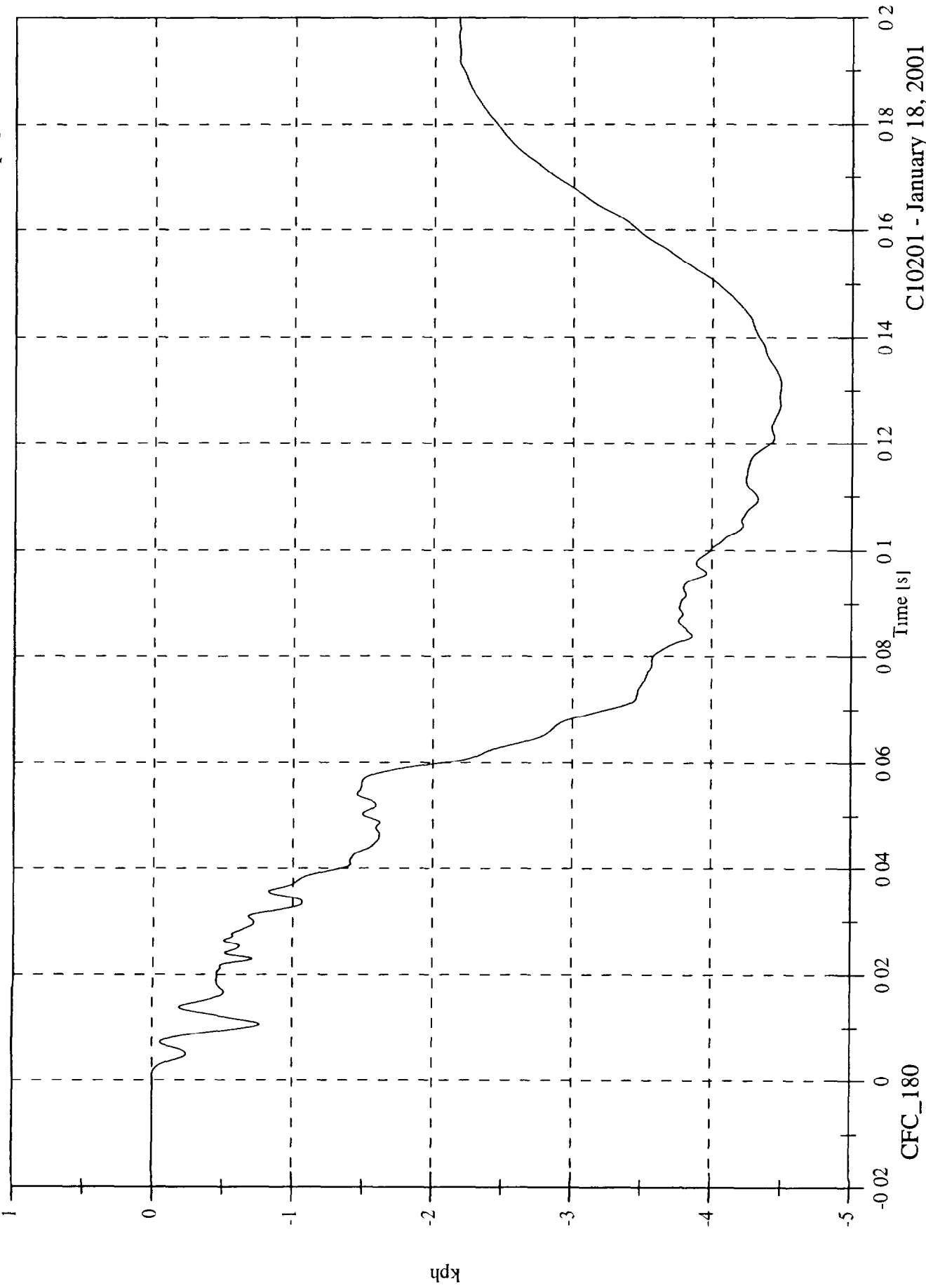


FMVSS 214D Test 6 - 2001 Ford Mustang Convertible

Max: 0.0 [kph] at 0.001 [s]

Min: -4.5 [kph] at 0.131 [s]

Acc 3 Rear Floorpan Velocity X

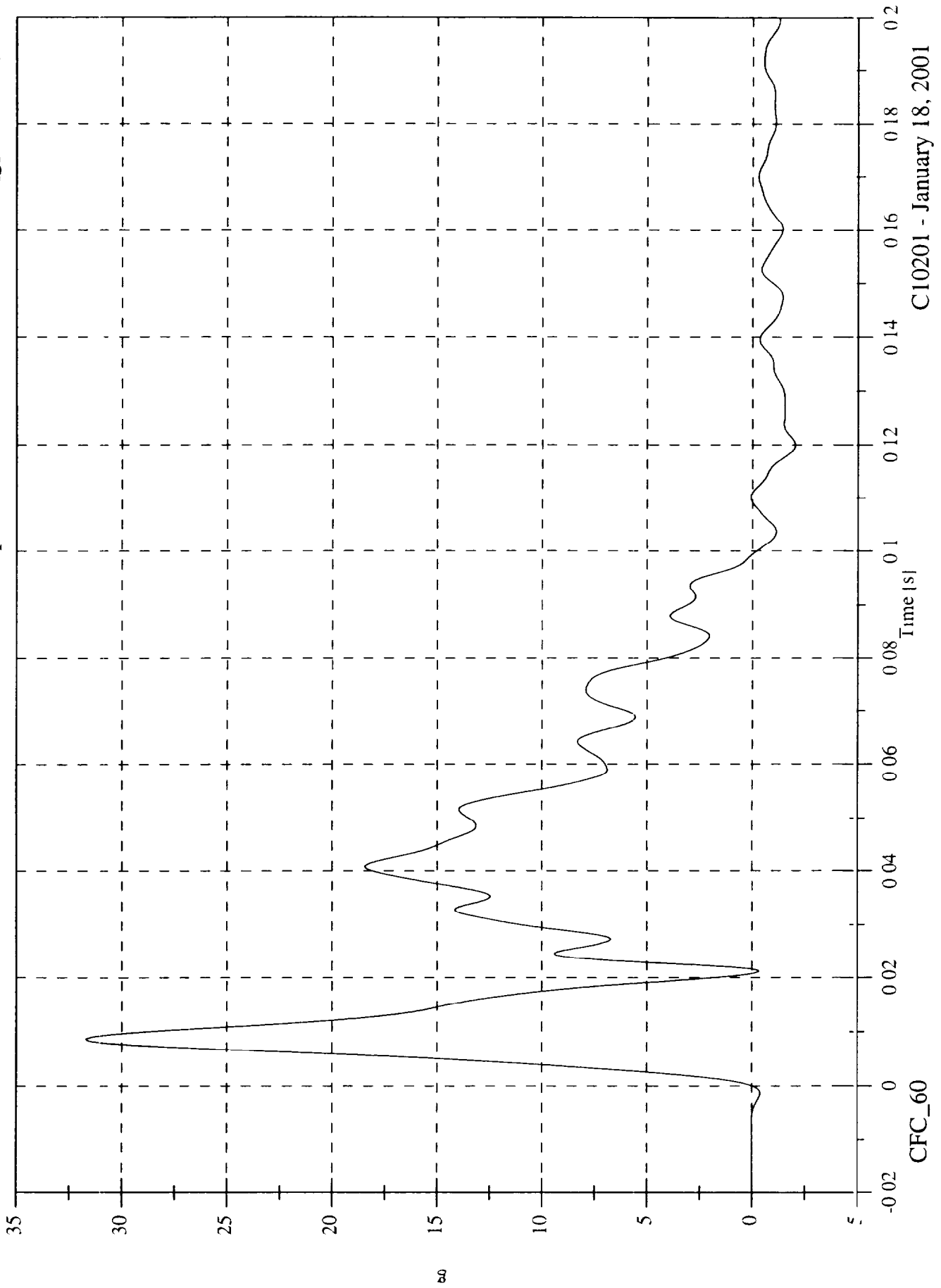


C10201 - January 18, 2001

FMVSS 214D Test 6 - 2001 Ford Mustang Convertible

Max: 31.7 [g] at 0.009 [s]
Min: -2.0 [g] at 0.120 [s]

Acc 3 Rear Floorpan Y

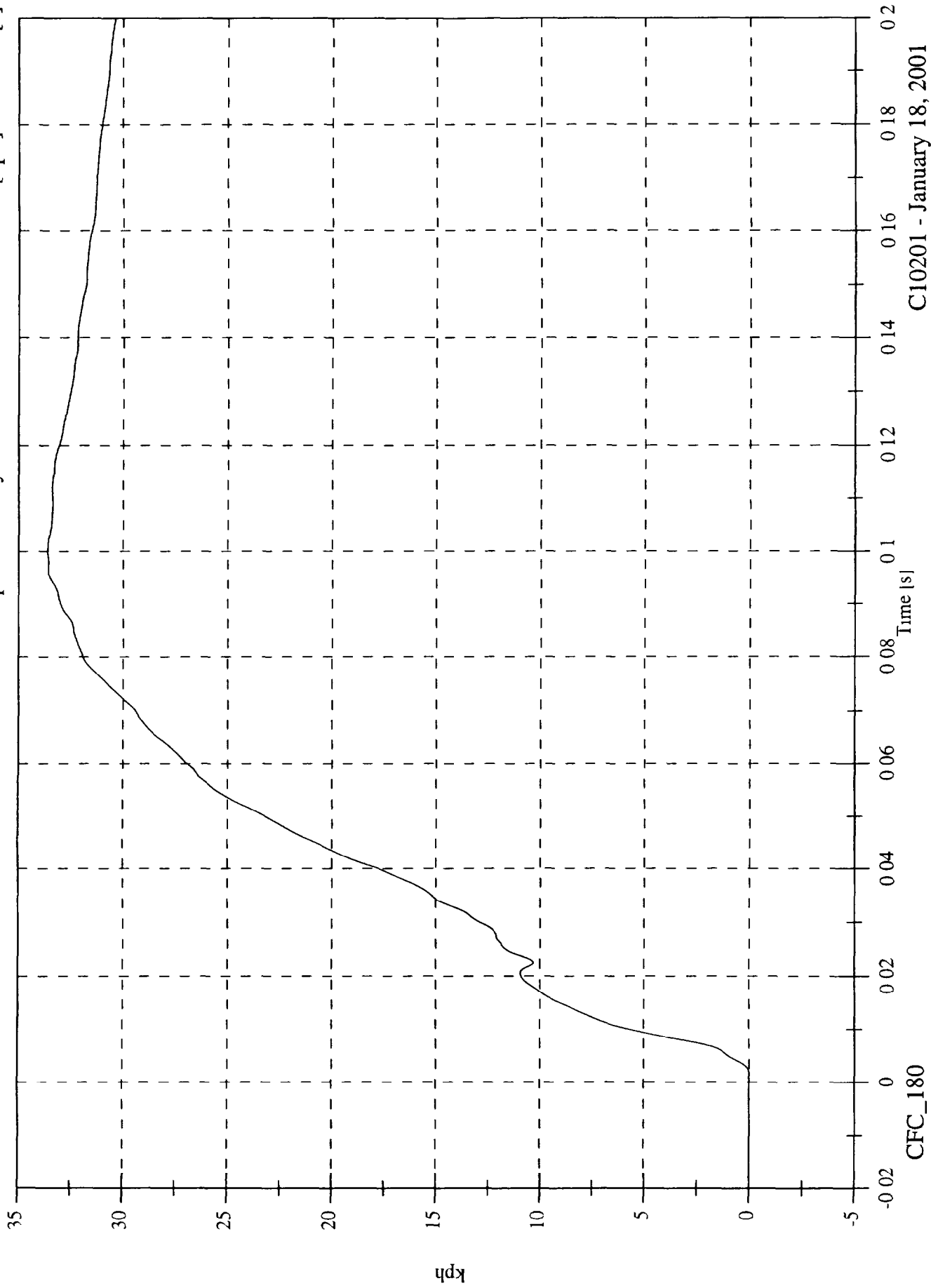


C10201 - January 18, 2001

FMVSS 214D Test 6 - 2001 Ford Mustang Convertible

Max: 33.6 [kph] at 0.100 [s]
Min: -0.0 [kph] at -0.017 [s]

Acc 3 Rear Floorpan Velocity Y

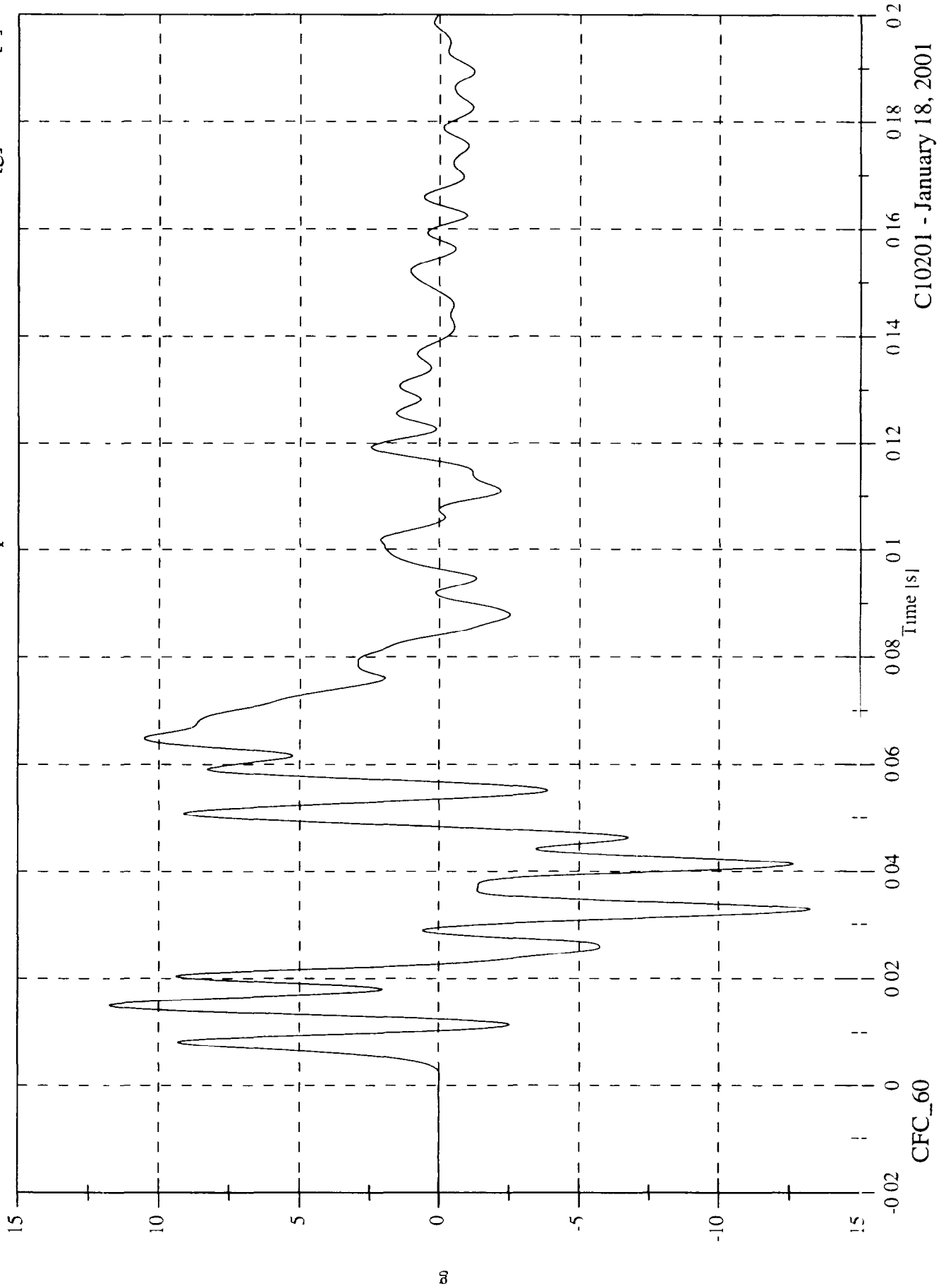


C10201 - January 18, 2001

FMVSS 214D Test 6 - 2001 Ford Mustang Convertible

Max: 11.7 [g] at 0.015 [s]
Min: -13.2 [g] at 0.033 [s]

Acc 3 Rear Floorpan Z



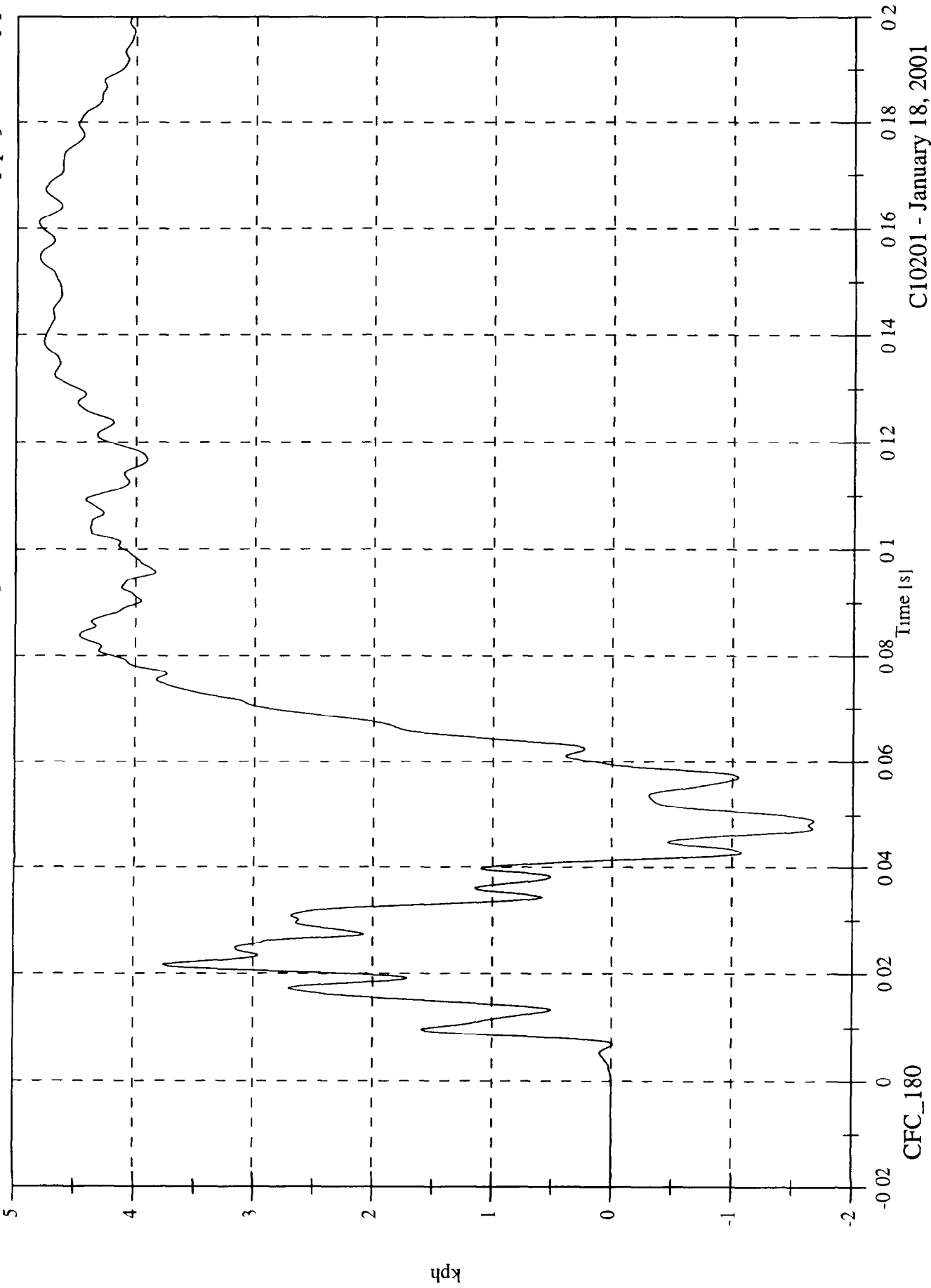
C10201 - January 18, 2001

FMVSS 214D Test 6 - 2001 Ford Mustang Convertible

Max: 4.8 [kph] at 0.161 [s]

Min: -1.7 [kph] at 0.049 [s]

Acc 3 Rear Floorpan Velocity Z

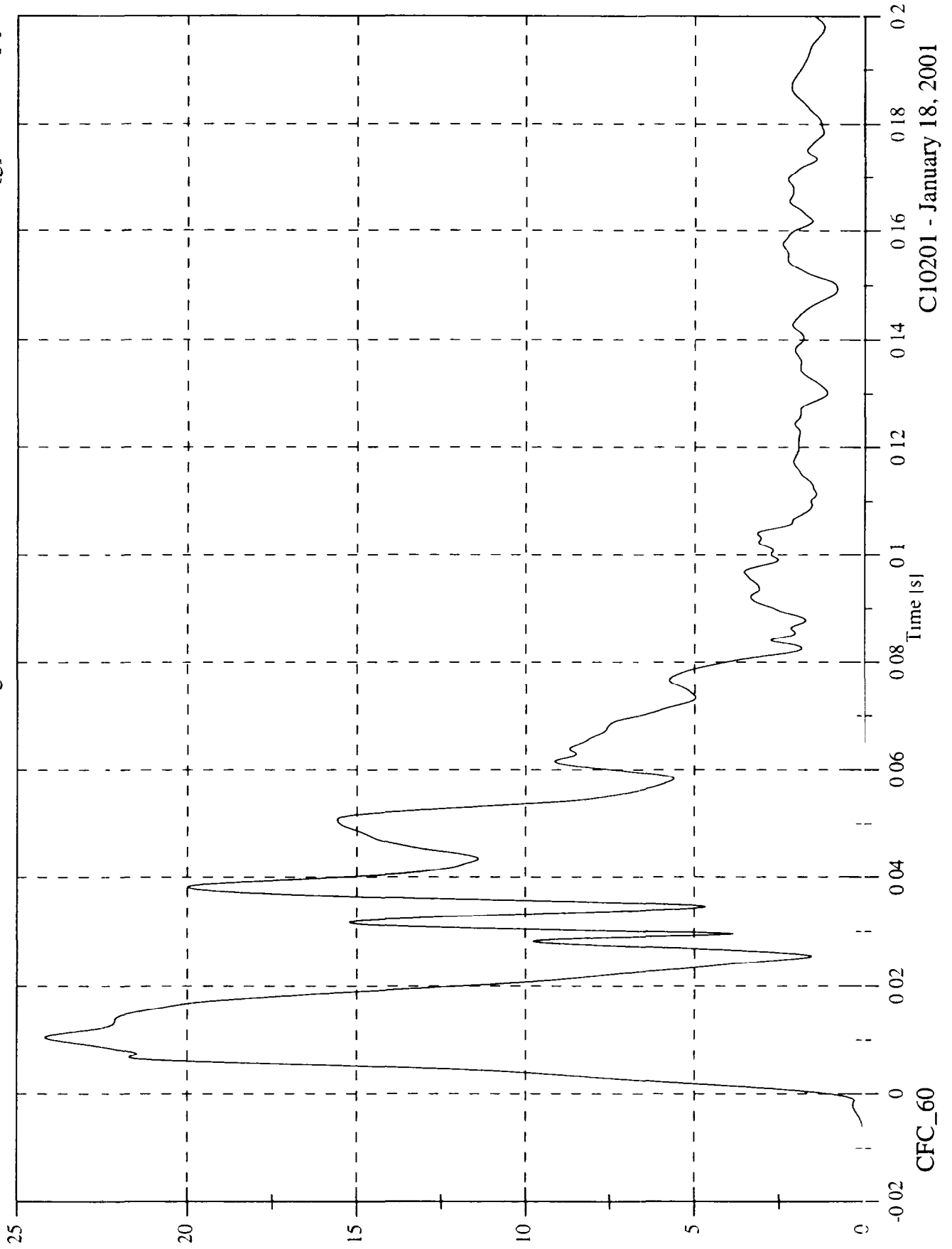


C10201 - January 18, 2001

FMVSS 214D Test 6 - 2001 Ford Mustang Convertible

Max. 24.2 [g] at 0.011 [s]
Min. 0.0 [g] at -0.012 [s]

Acc 2 Right Rear Sill Resultant X



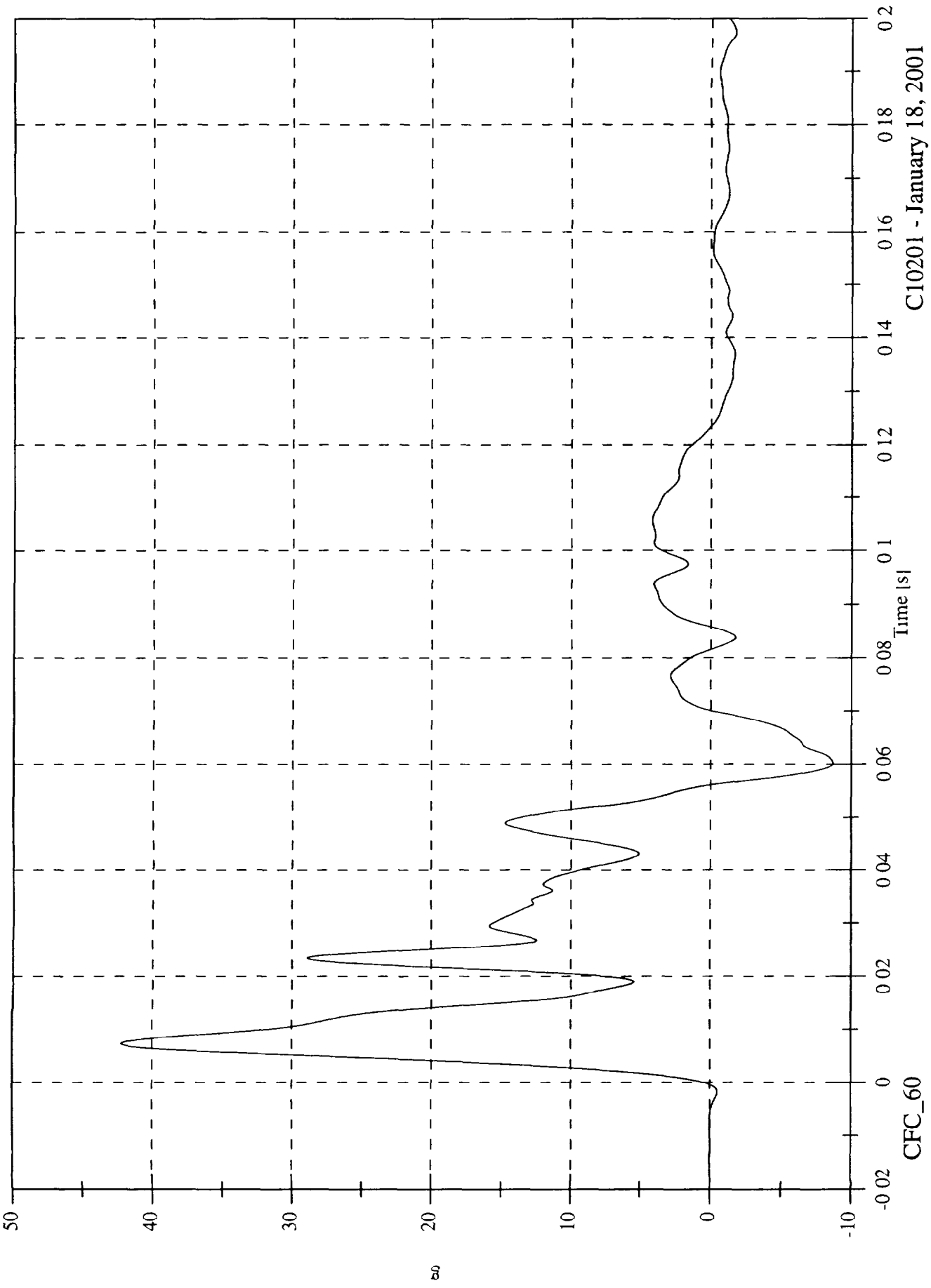
C10201 - January 18, 2001

FMVSS 214D Test 6 - 2001 Ford Mustang Convertible

Acc 4 Left Rear Sill Y

Max: 42.2 [g] at 0.007 [s]

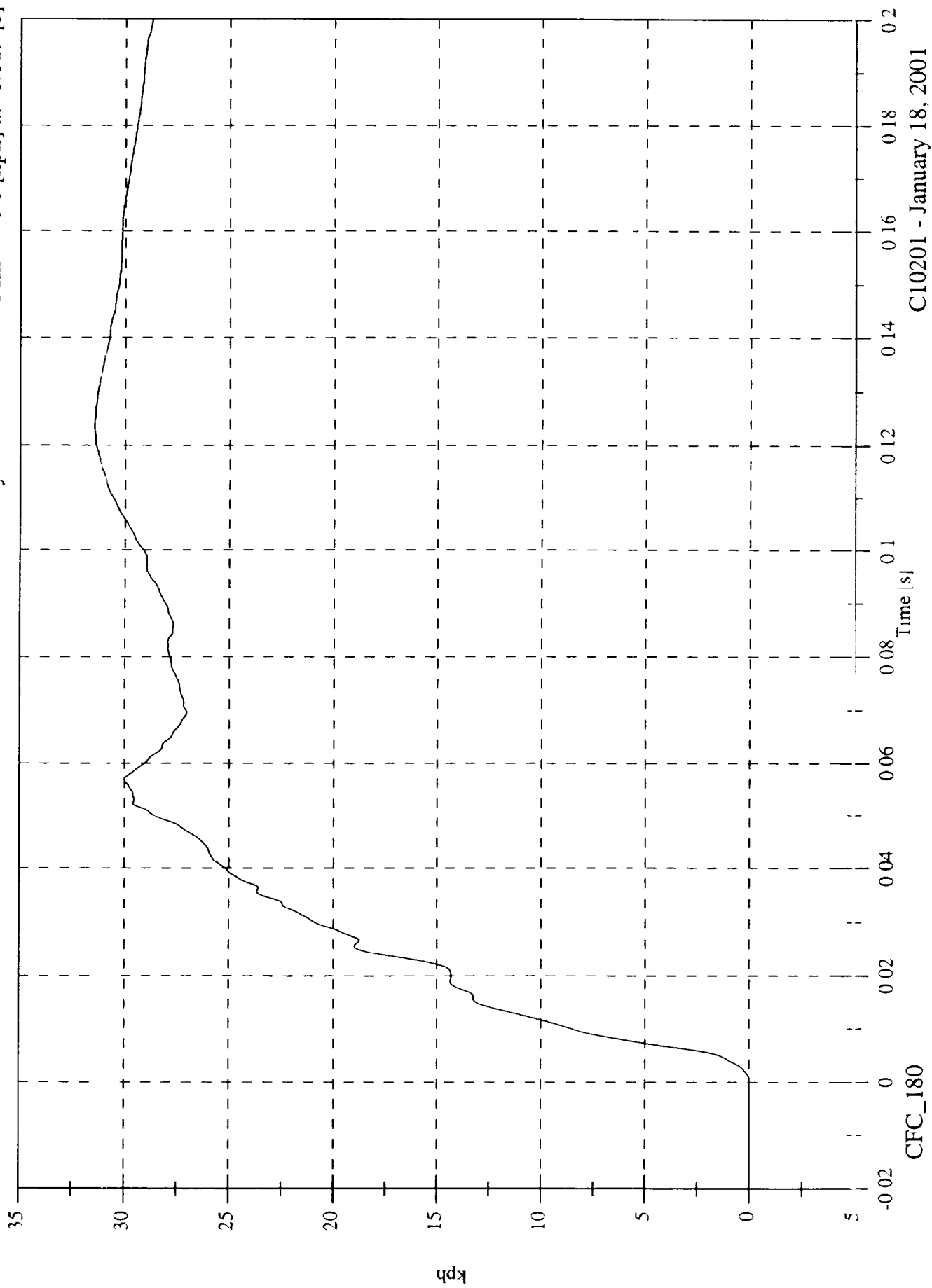
Min: -8.7 [g] at 0.060 [s]



FMVSS 214D Test 6 - 2001 Ford Mustang Convertible

Max. 31.5 [kph] at 0.123 [s]
Min -0.0 [kph] at -0.019 [s]

Acc 4 Left Rear Sill Velocity Y



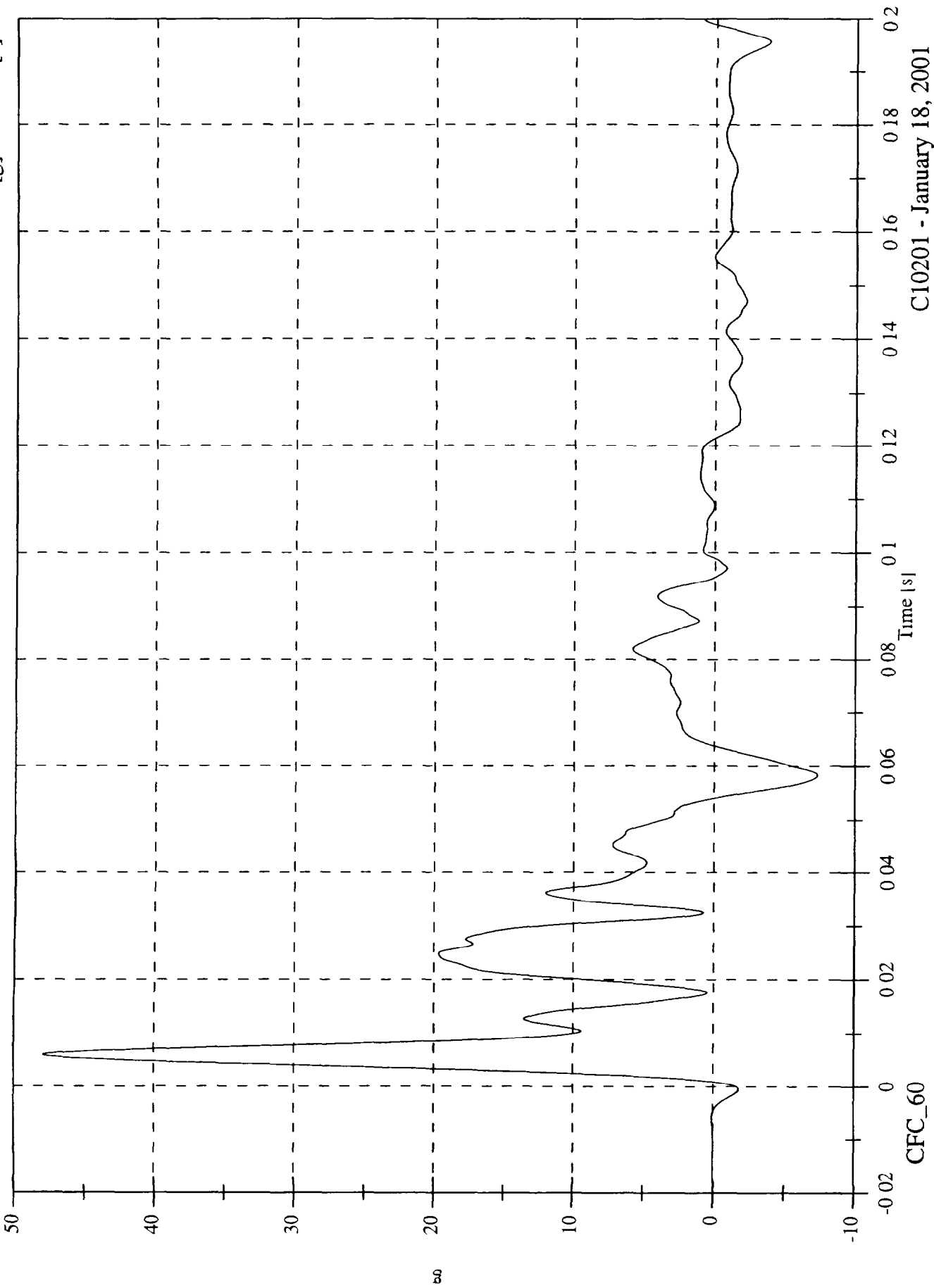
CFC_180

C10201 - January 18, 2001

FMVSS 214D Test 6 - 2001 Ford Mustang Convertible

Acc 5 Left Front Sill Y

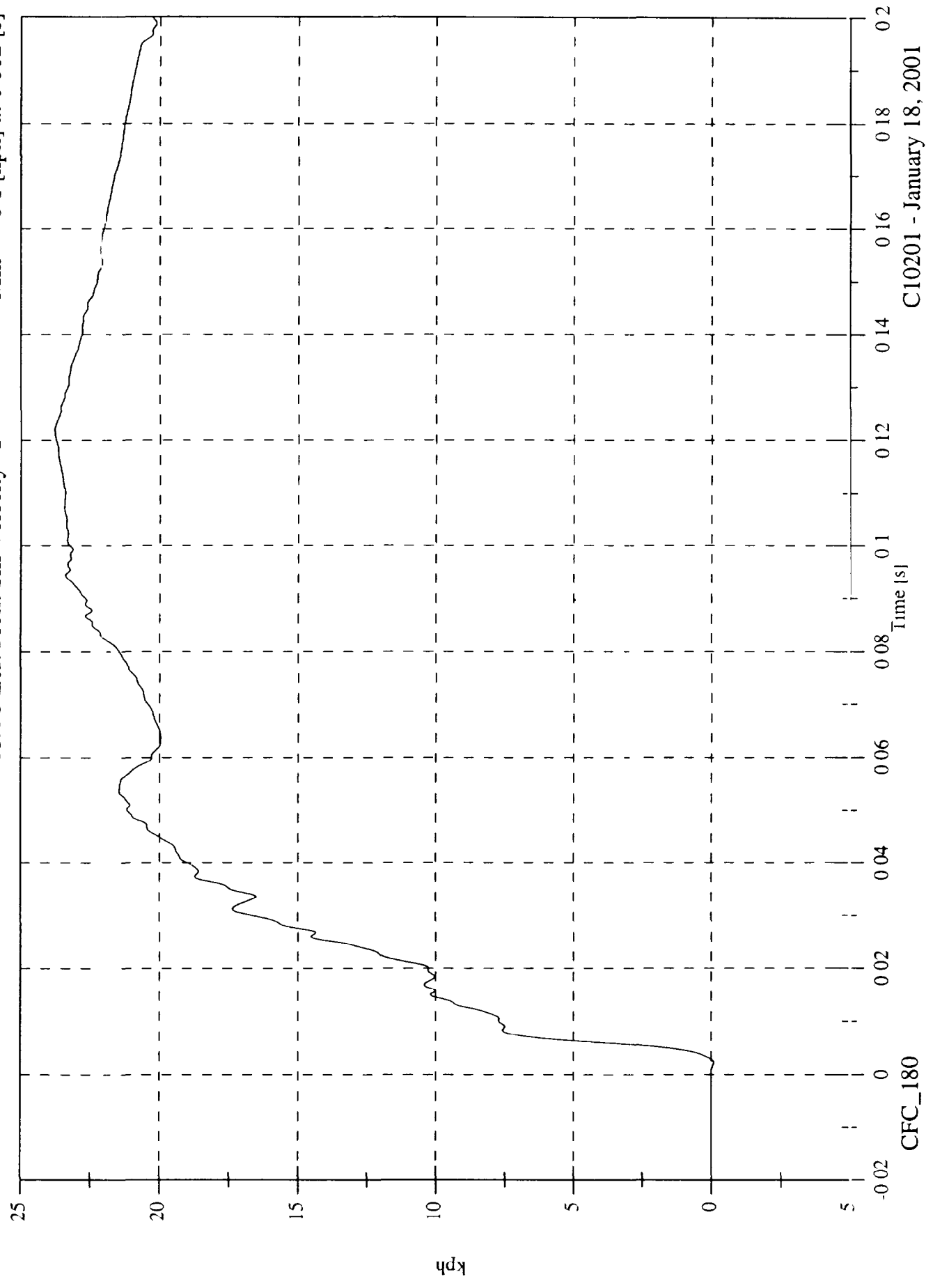
Max: 47.9 [g] at 0.006 [s]
Min: -7.3 [g] at 0.058 [s]



C10201 - January 18, 2001

FMVSS 214D Test 6 - 2001 Ford Mustang Convertible
Acc 5 Left Front Sill Velocity Y

Max: 23.8 [kph] at 0.122 [s]
Min: -0.1 [kph] at 0.002 [s]



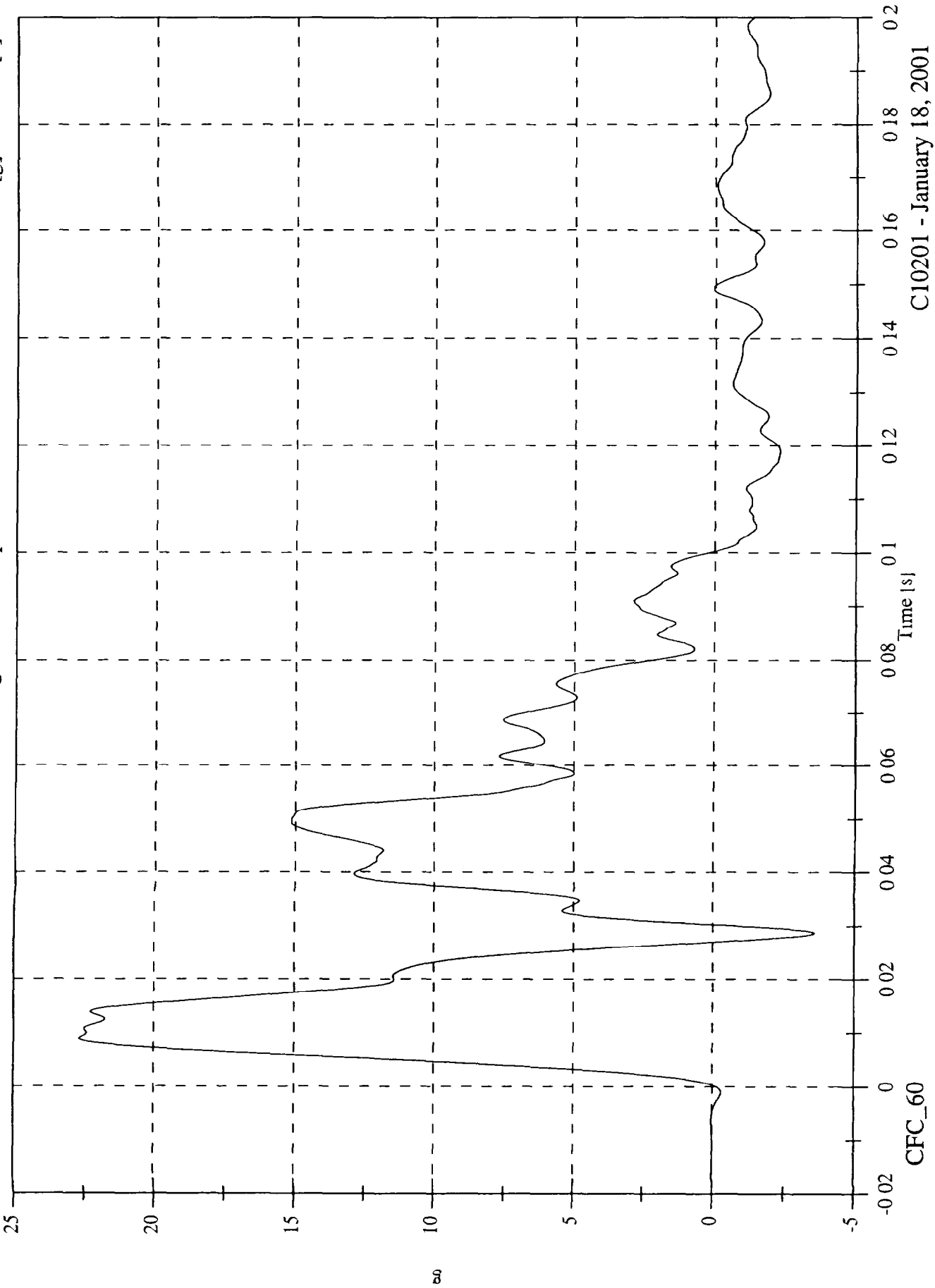
C10201 - January 18, 2001

FMVSS 214D Test 6 - 2001 Ford Mustang Convertible

Acc 7 RightRear Compartment Y

Max: 22.7 [g] at 0.009 [s]

Min: -3.6 [g] at 0.029 [s]

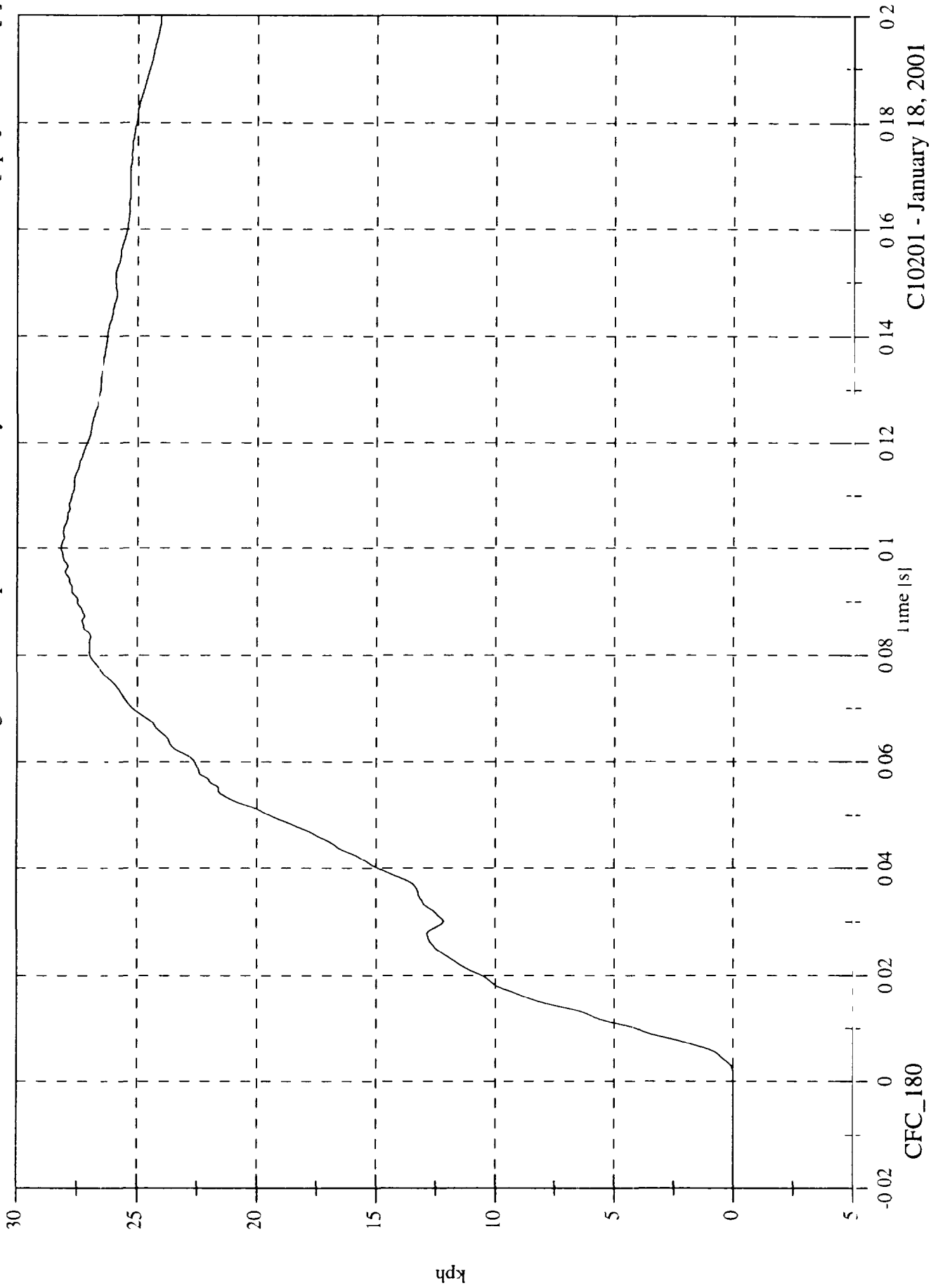


C10201 - January 18, 2001

FMVSS 214D Test 6 - 2001 Ford Mustang Convertible

Max. 28.2 [kph] at 0.100 [s]
Min: -0.0 [kph] at -0.019 [s]

Acc 7 RightRear Compartment Velocity Y



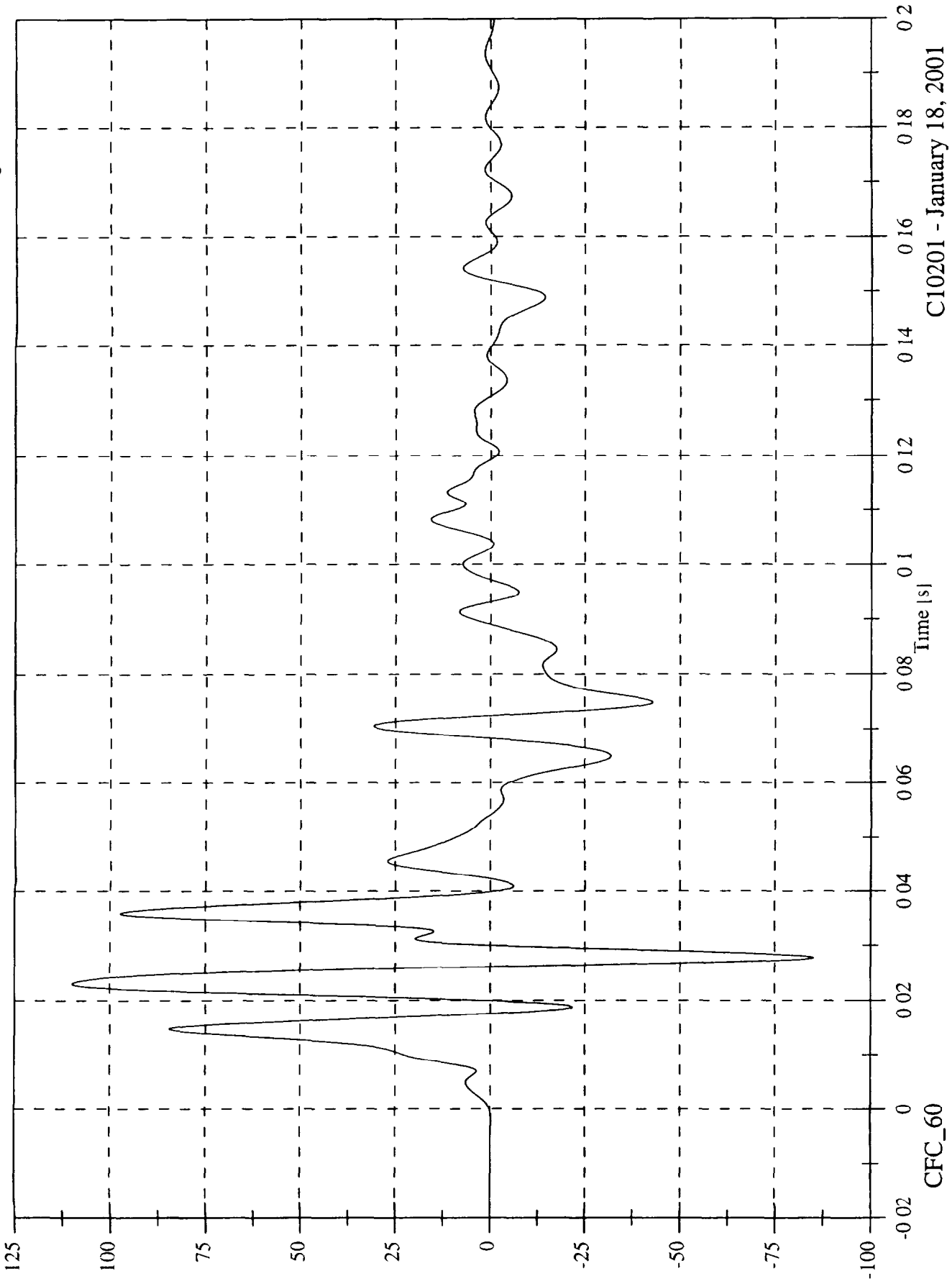
C10201 - January 18, 2001

FMVSS 214D Test 6 - 2001 Ford Mustang Convertible

Max: 109.9 [g] at 0.023 [s]

Acc 12 Left Lower B Post Y

Min: -85.2 [g] at 0.028 [s]



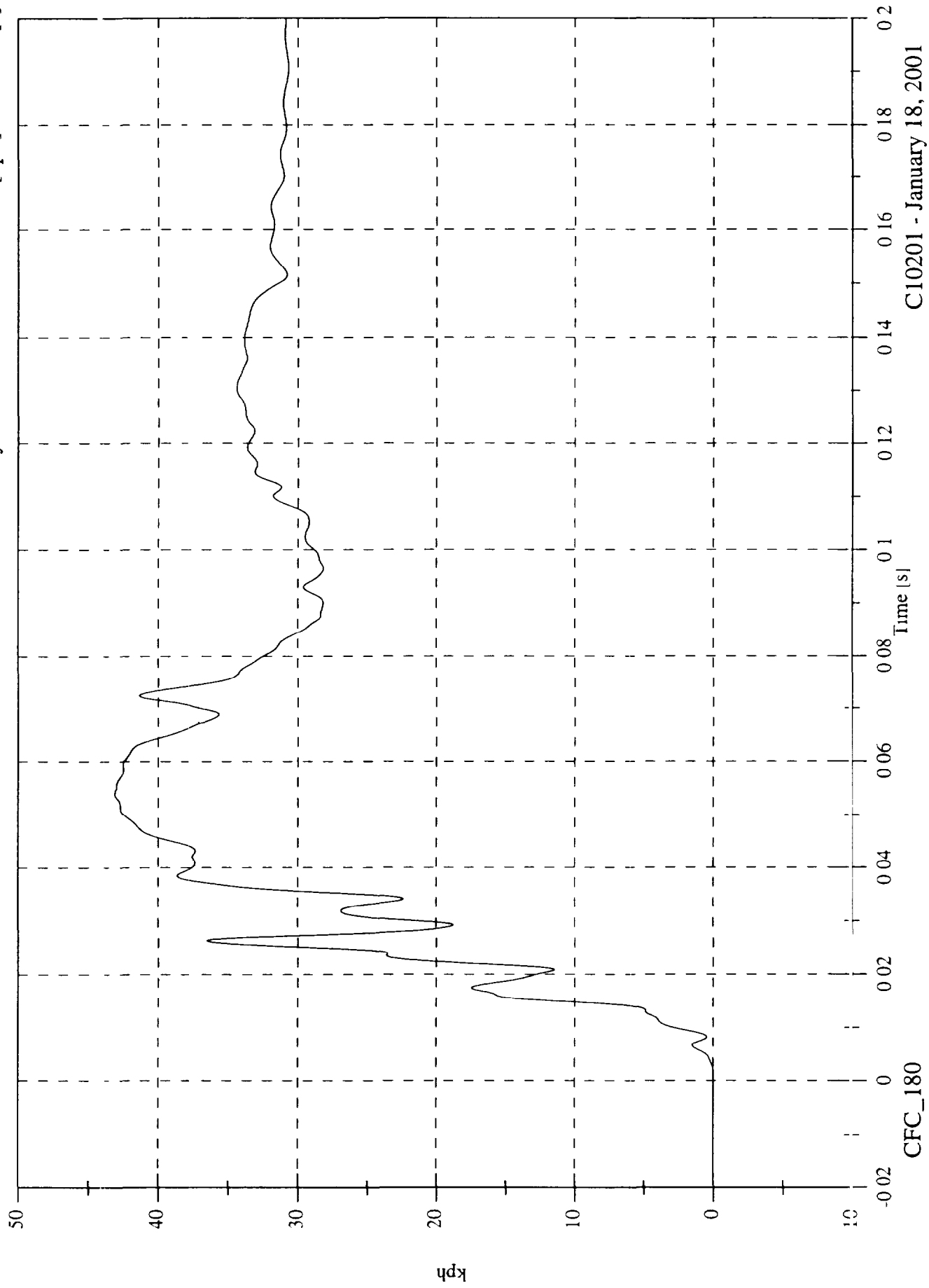
C10201 - January 18, 2001

FMVSS 214D Test 6 - 2001 Ford Mustang Convertible

Max. 43.1 [kph] at 0.054 [s]

Acc 12 Left Lower B Post Velocity Y

Min. -0.0 [kph] at -0.020 [s]



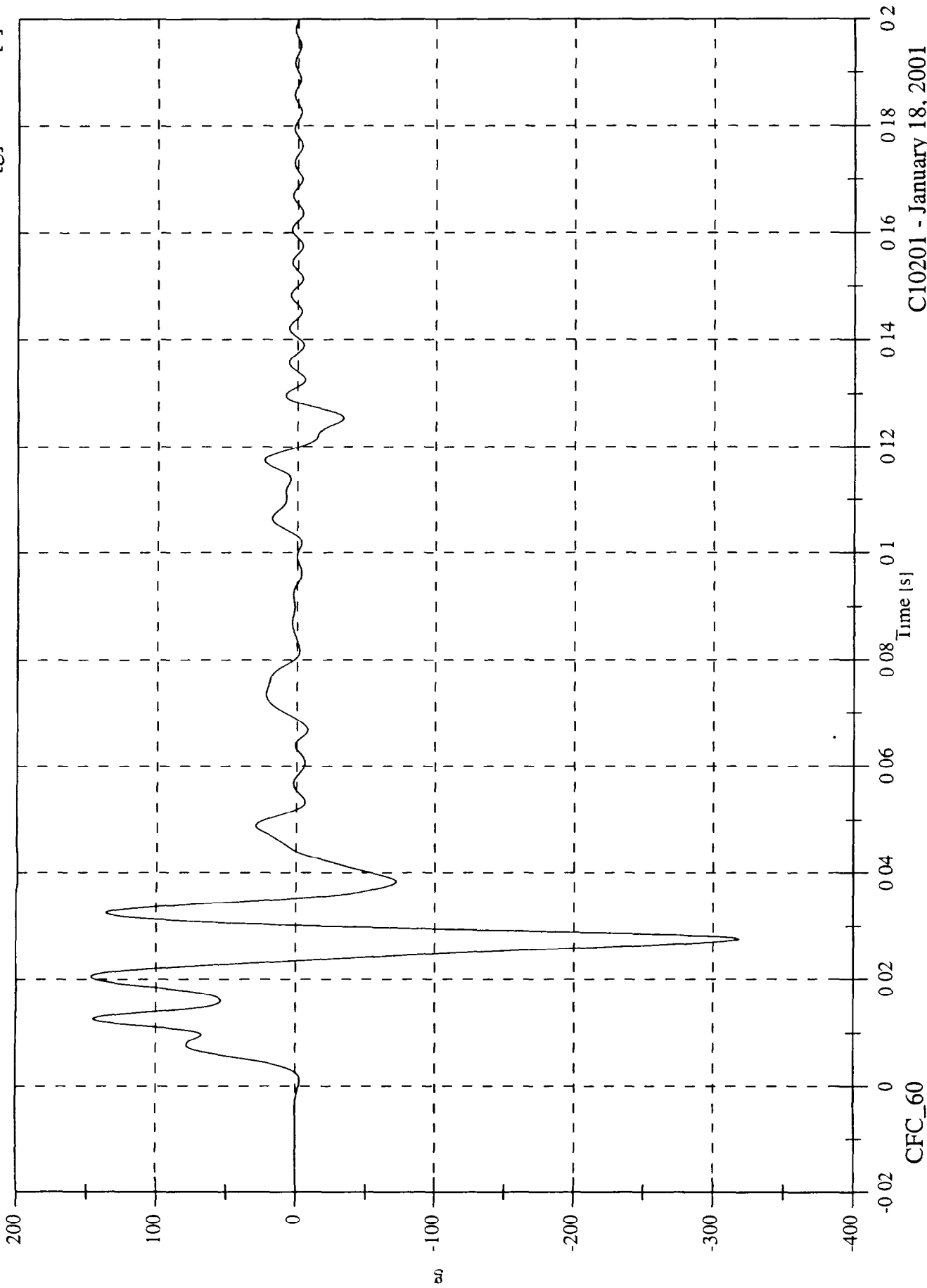
C10201 - January 18, 2001

FMVSS 214D Test 6 - 2001 Ford Mustang Convertible

Acc 13 Left Mid B Post Y

Max: 146.4 [g] at 0.021 [s]

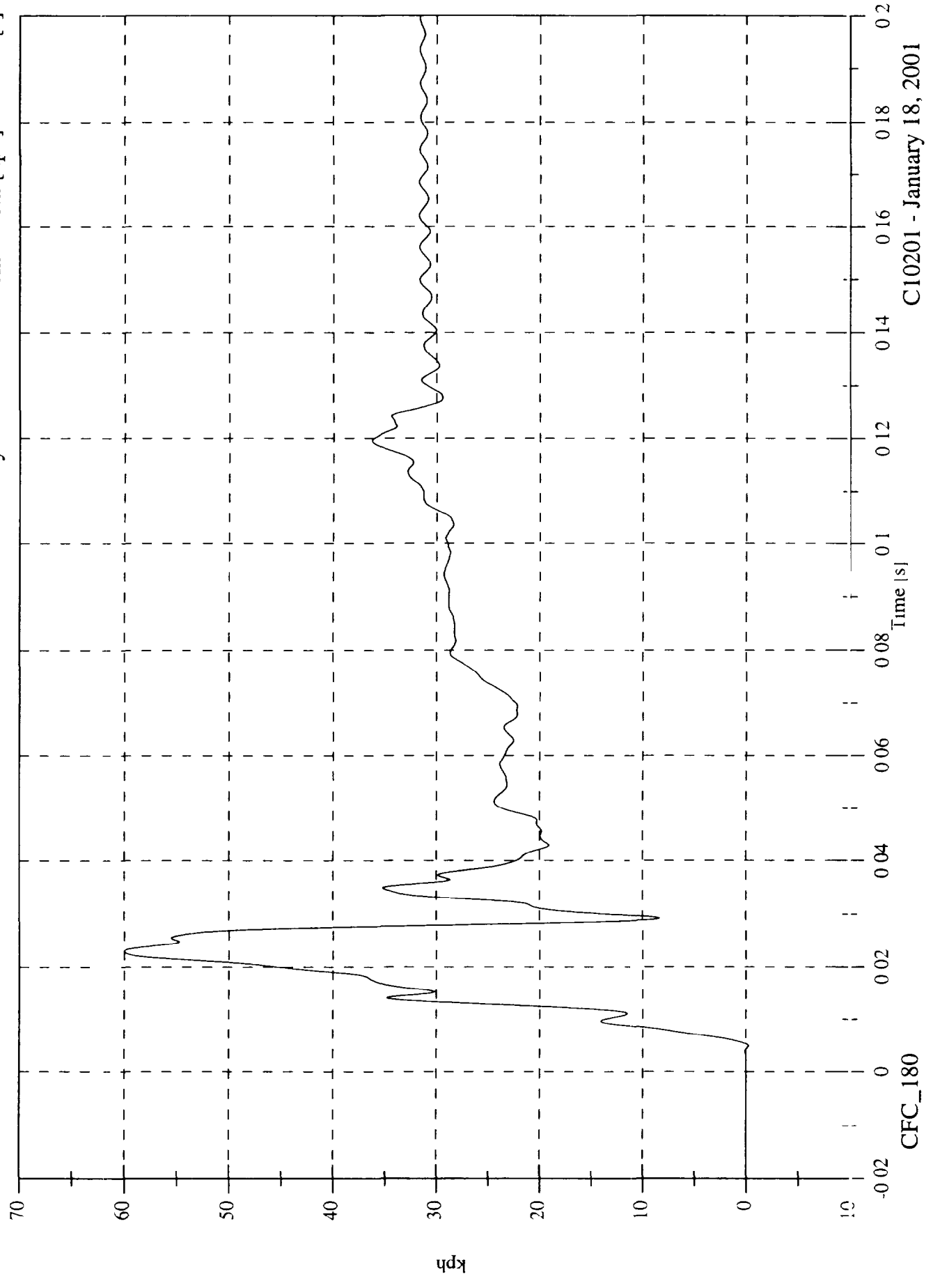
Min: -318.5 [g] at 0.028 [s]



C10201 - January 18, 2001

FMVSS 214D Test 6 - 2001 Ford Mustang Convertible
Acc 13 Left Mid B Post Velocity Y

Max. 60.0 [kph] at 0.023 [s]
Min: -0.2 [kph] at 0.005 [s]



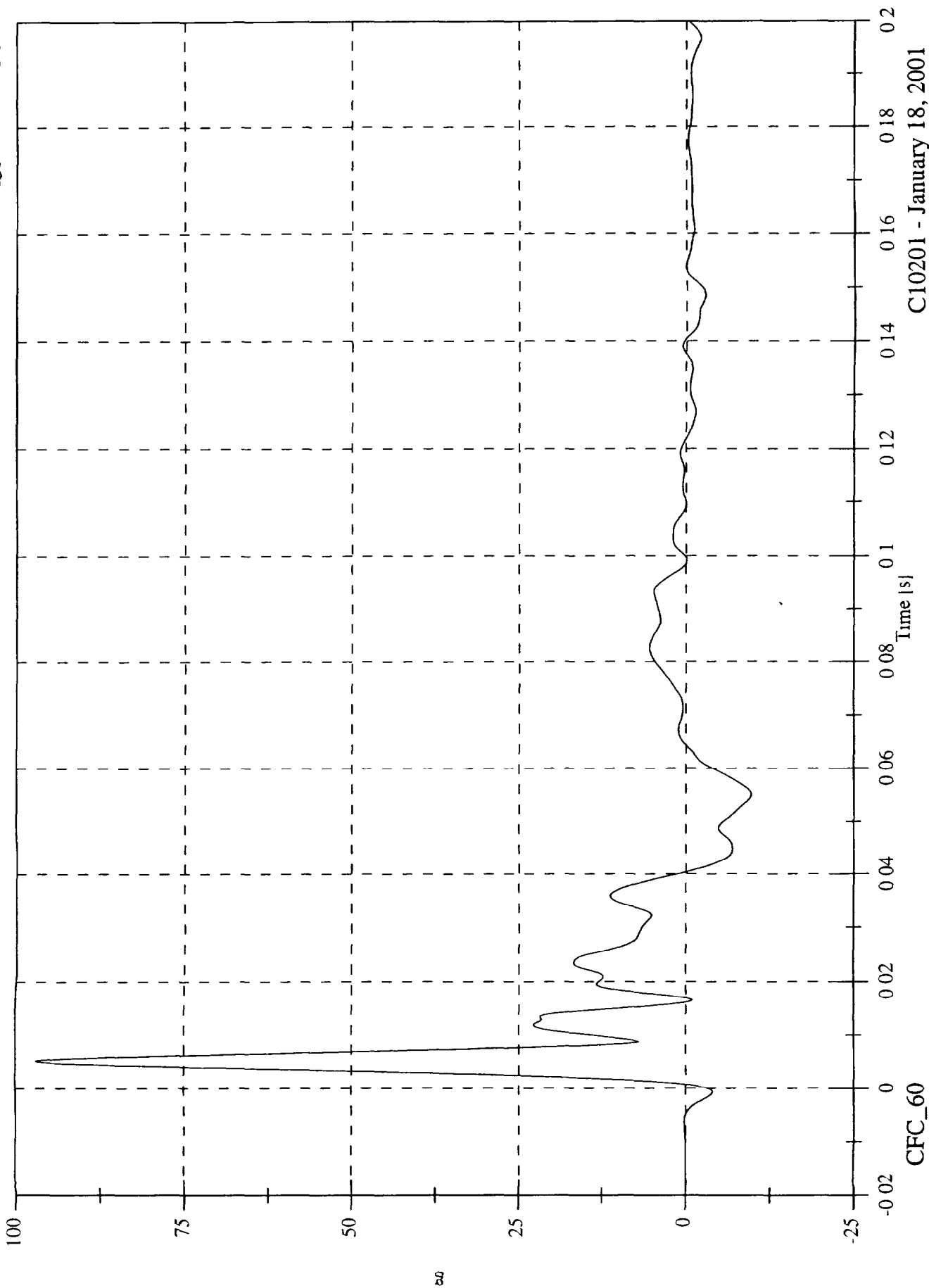
C10201 - January 18, 2001

FMVSS 214D Test 6 - 2001 Ford Mustang Convertible

Max: 96.9 [g] at 0.005 [s]

Acc 14 Left Lower A Post Y

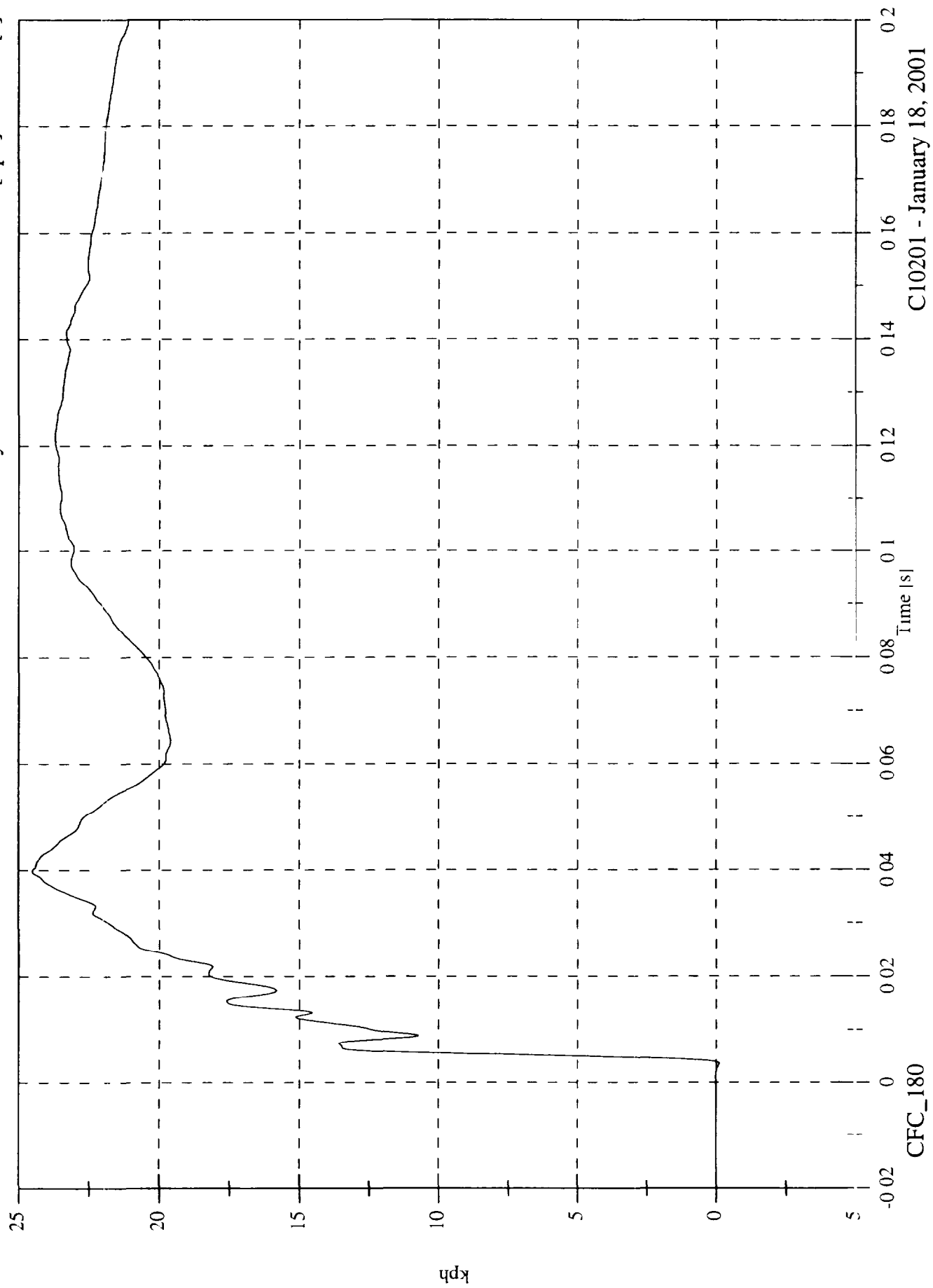
Min: -9.8 [g] at 0.055 [s]



C10201 - January 18, 2001

FMVSS 214D Test 6 - 2001 Ford Mustang Convertible
Acc 14 Left Lower A Post Velocity Y

Max: 24.5 [kph] at 0.040 [s]
Min: -0.1 [kph] at 0.004 [s]



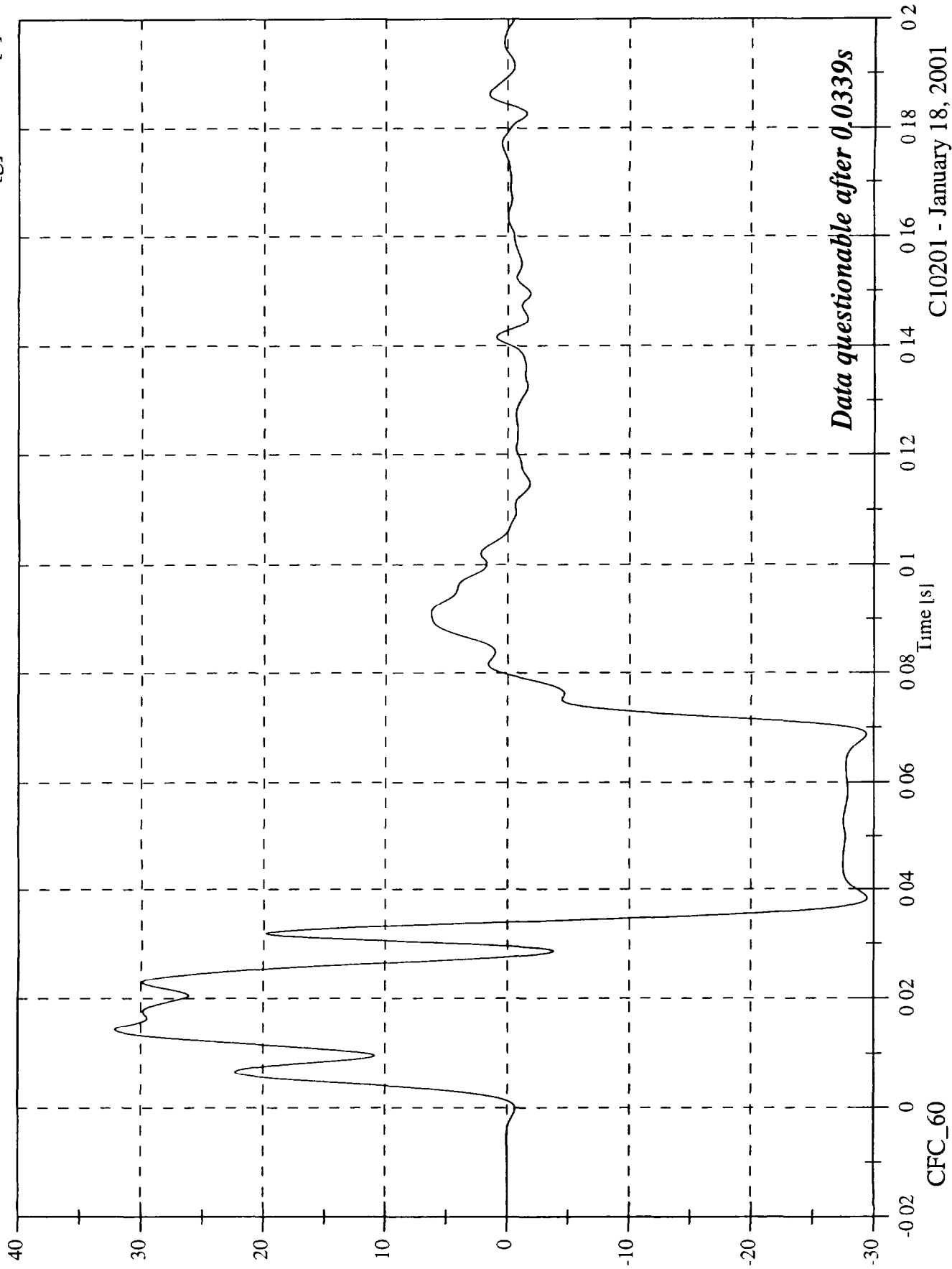
C10201 - January 18, 2001

FMVSS 214D Test 6 - 2001 Ford Mustang Convertible

Acc 15 Left Mid A Post Y

Max: 32.1 [g] at 0.014 [s]

Min: -29.4 [g] at 0.038 [s]



Data questionable after 0.0339s

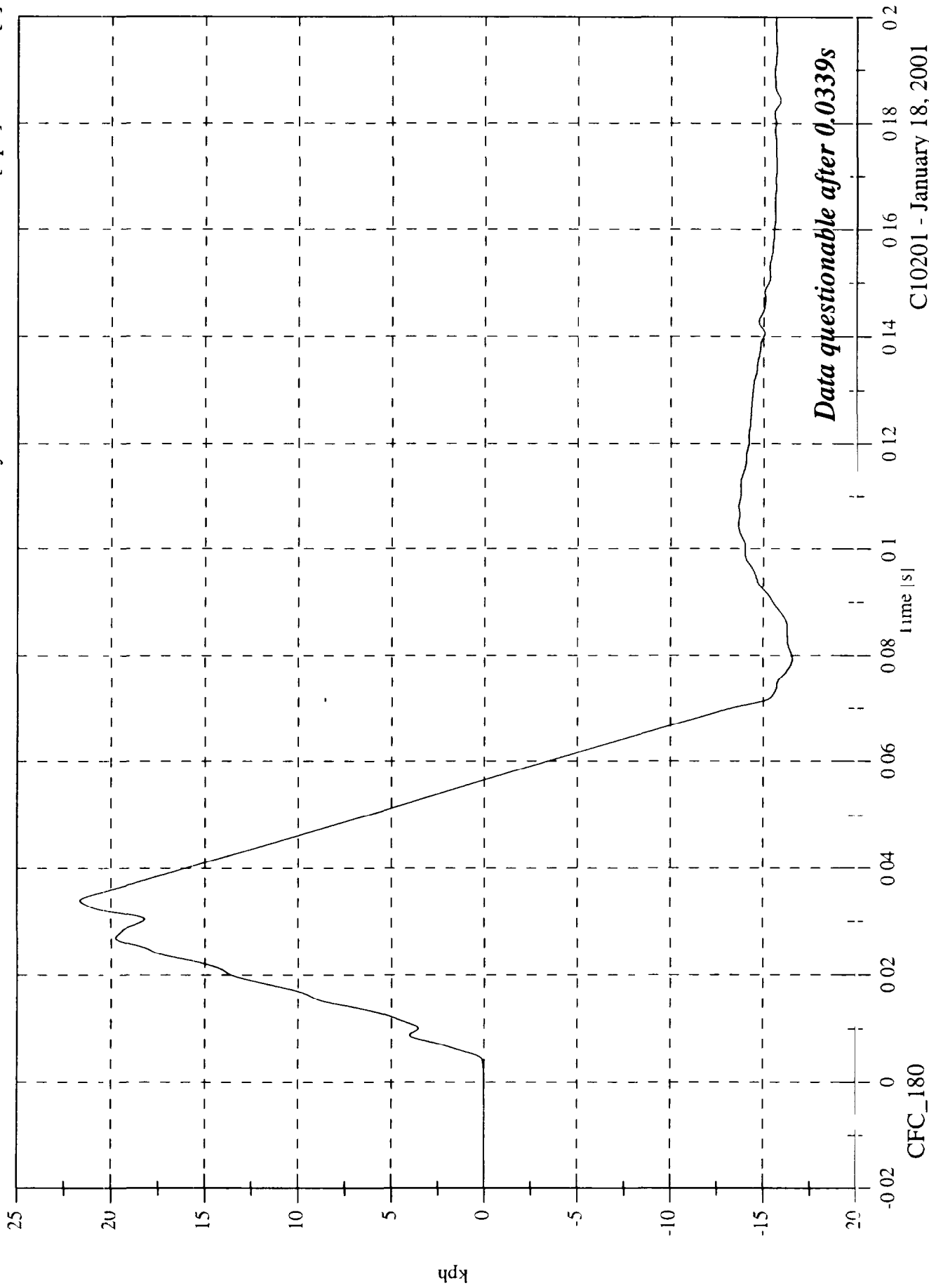
C10201 - January 18, 2001

FMVSS 214D Test 6 - 2001 Ford Mustang Convertible

Max. 21.6 [kph] at 0.034 [s]

Min: -16.6 [kph] at 0.079 [s]

Acc 15 Left Mid A Post Velocity Y



Data questionable after 0.0339s

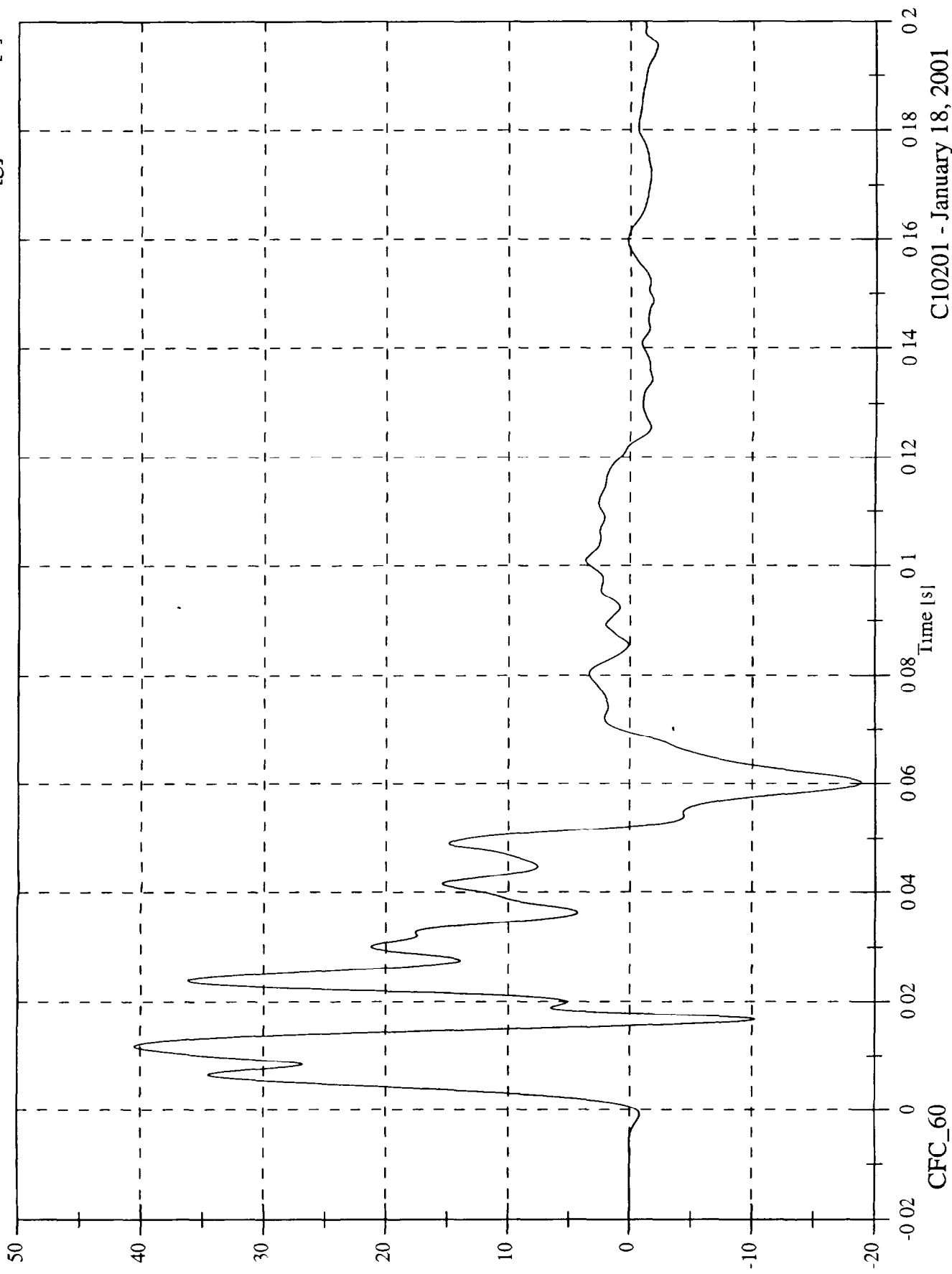
C10201 - January 18, 2001

FMVSS 214D Test 6 - 2001 Ford Mustang Convertible

Acc 16 Front Seat Track Y

Max: 40.5 [g] at 0.012 [s]

Min: -18.9 [g] at 0.060 [s]

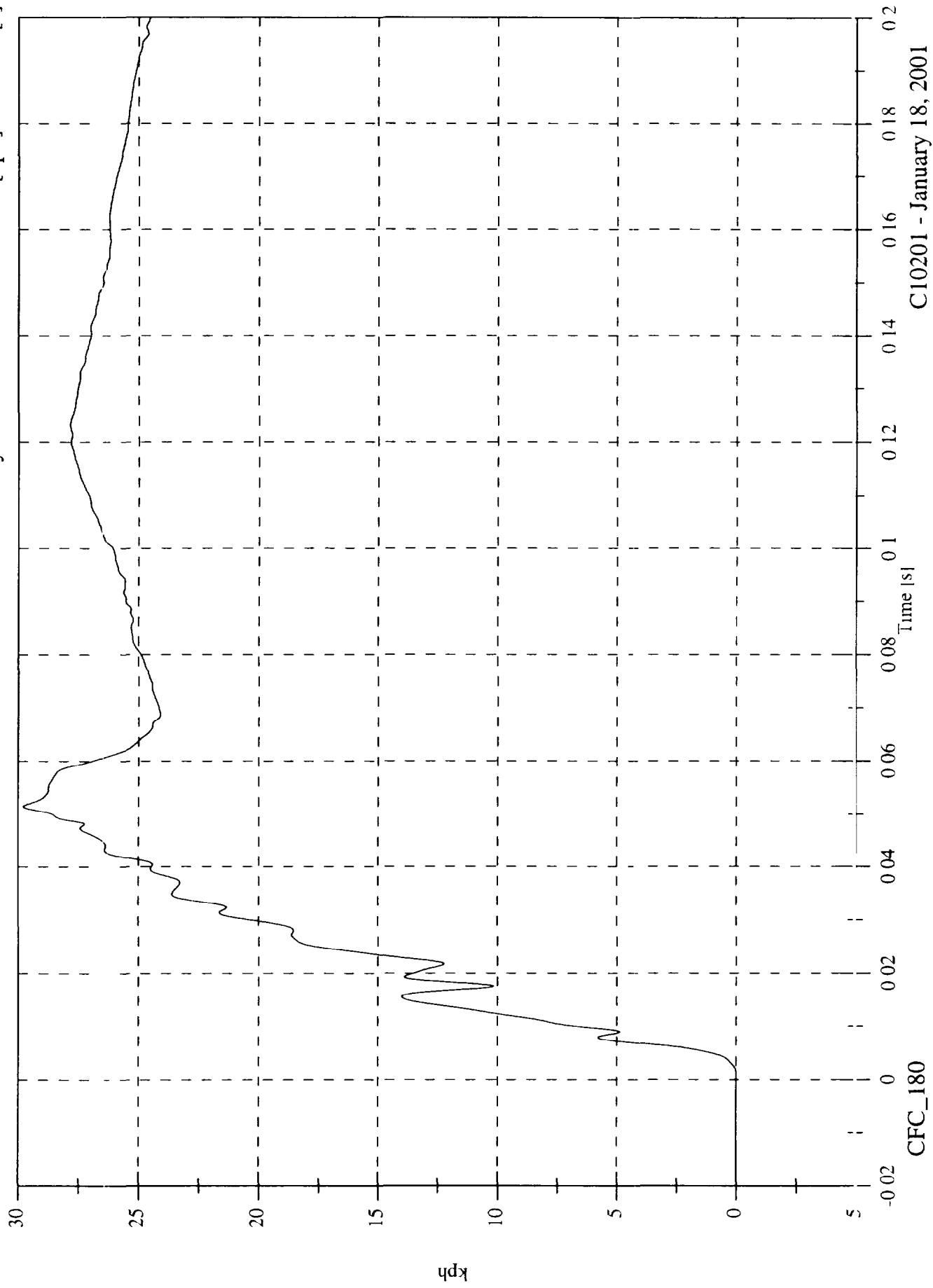


C10201 - January 18, 2001

FMVSS 214D Test 6 - 2001 Ford Mustang Convertible

Max. 29.8 [kph] at 0.052 [s]
Min. -0.0 [kph] at -0.020 [s]

Acc 16 Front Seat Track Velocity Y



CFC_180

C10201 - January 18, 2001

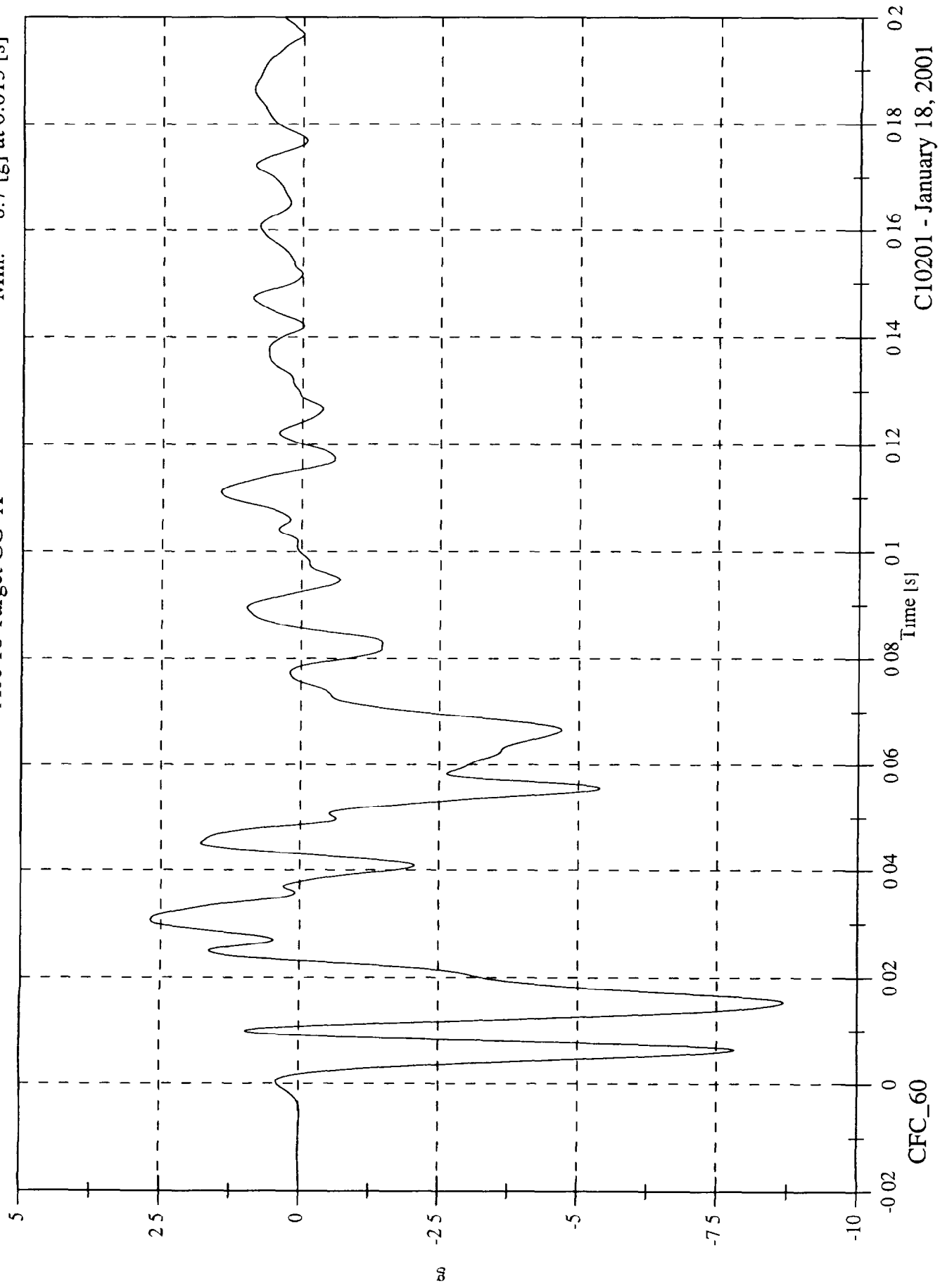
Acc 17 (Y) Rear Seat Track accelerometer not used

Acc 17 (Y) Rear Seat Track accelerometer not used

FMVSS 214D Test 6 - 2001 Ford Mustang Convertible

Acc 18 Target CG X

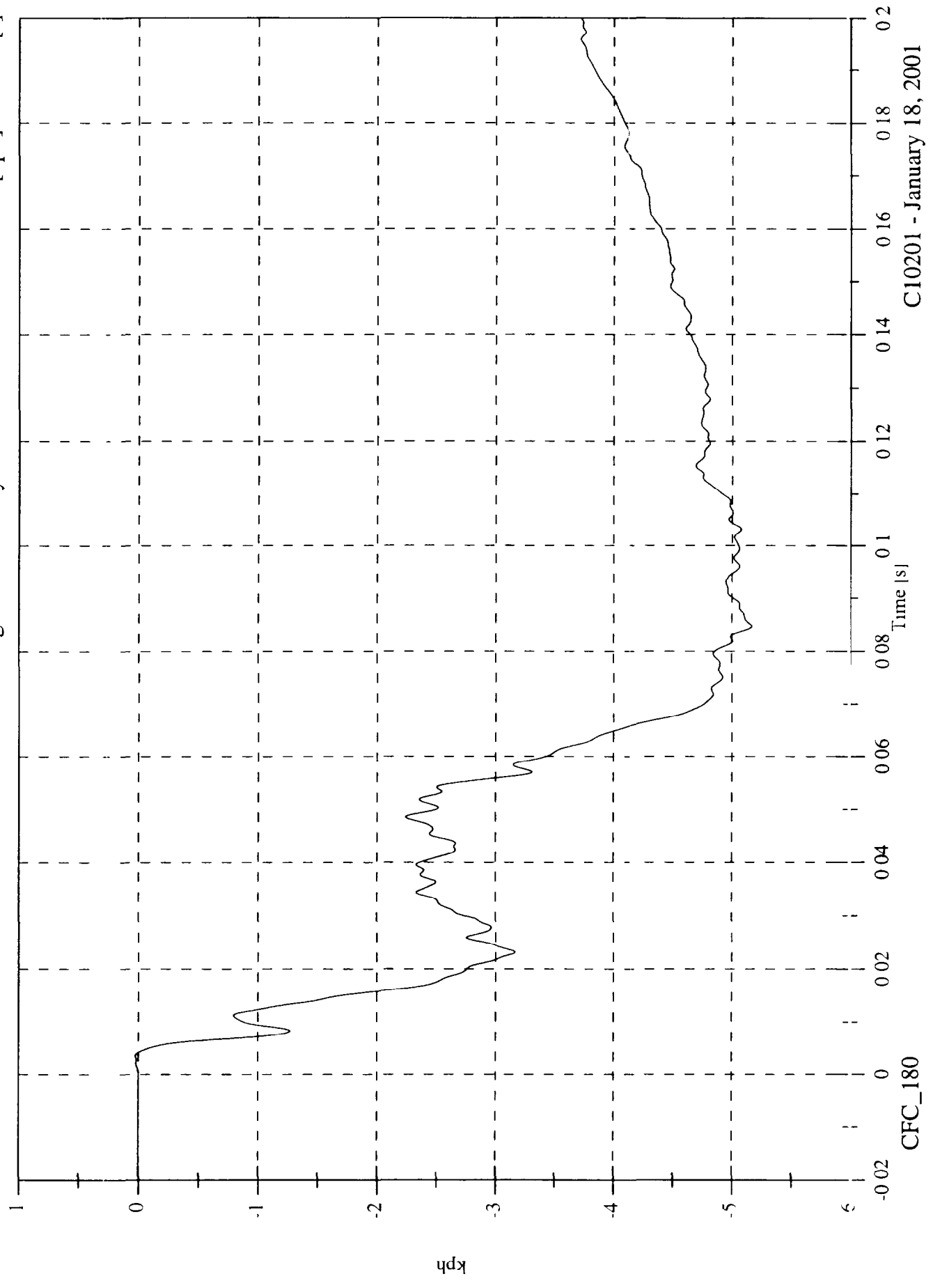
Max: 2.7 [g] at 0.031 [s]
Min: -8.7 [g] at 0.015 [s]



C10201 - January 18, 2001

FMVSS 214D Test 6 - 2001 Ford Mustang Convertible
Acc 18 Target CG Velocity X

Max: 0.0 [kph] at 0.004 [s]
Min: -5.2 [kph] at 0.085 [s]



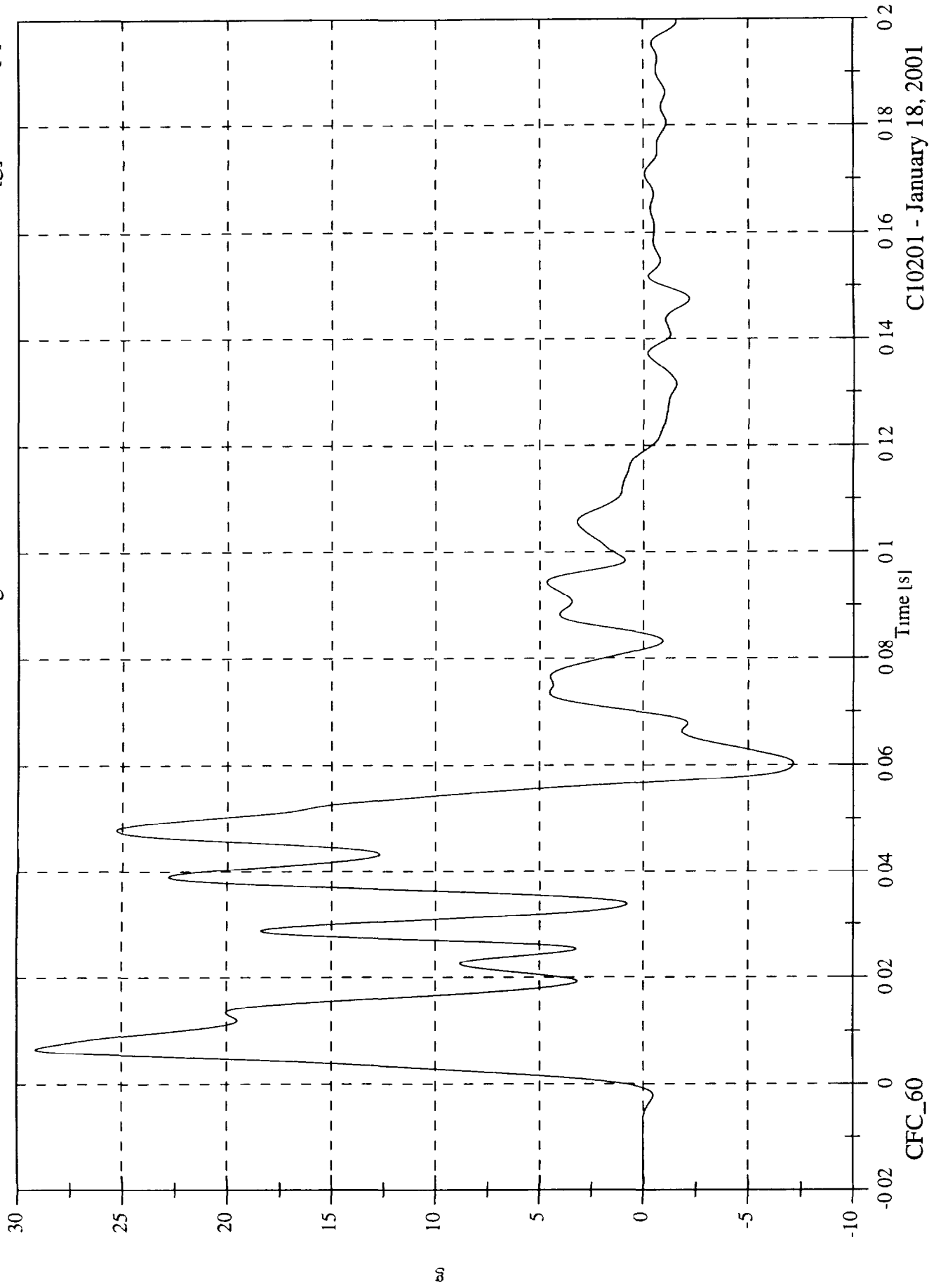
C10201 - January 18, 2001

FMVSS 214D Test 6 - 2001 Ford Mustang Convertible

Acc 18 Target CG Y

Max: 29.1 [g] at 0.007 [s]

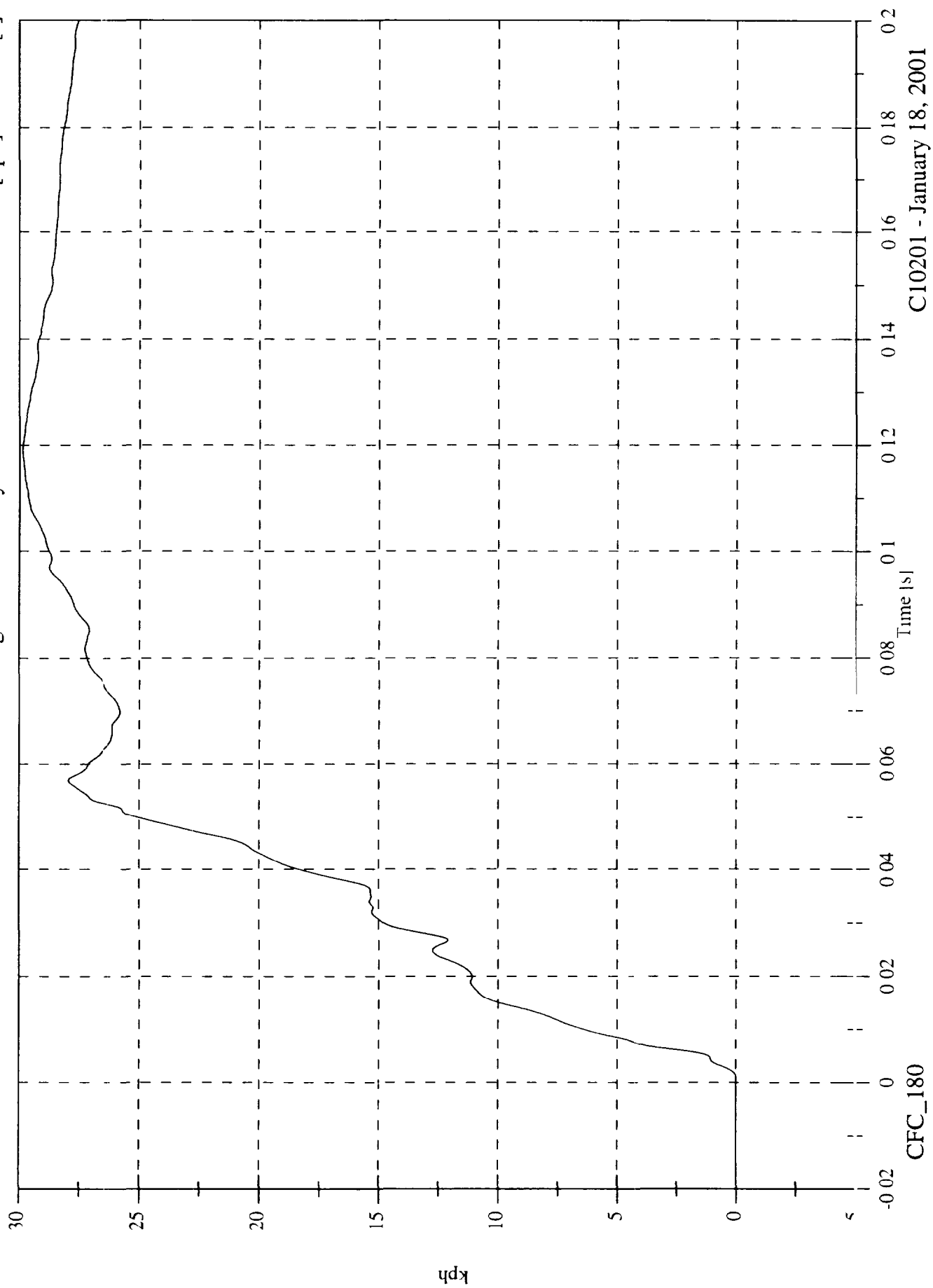
Mfn: -7.1 [g] at 0.060 [s]



C10201 - January 18, 2001

FMVSS 214D Test 6 - 2001 Ford Mustang Convertible
Acc 18 Target CG Velocity Y

Max: 29.9 [kph] at 0.119 [s]
Min: -0.0 [kph] at 0.001 [s]

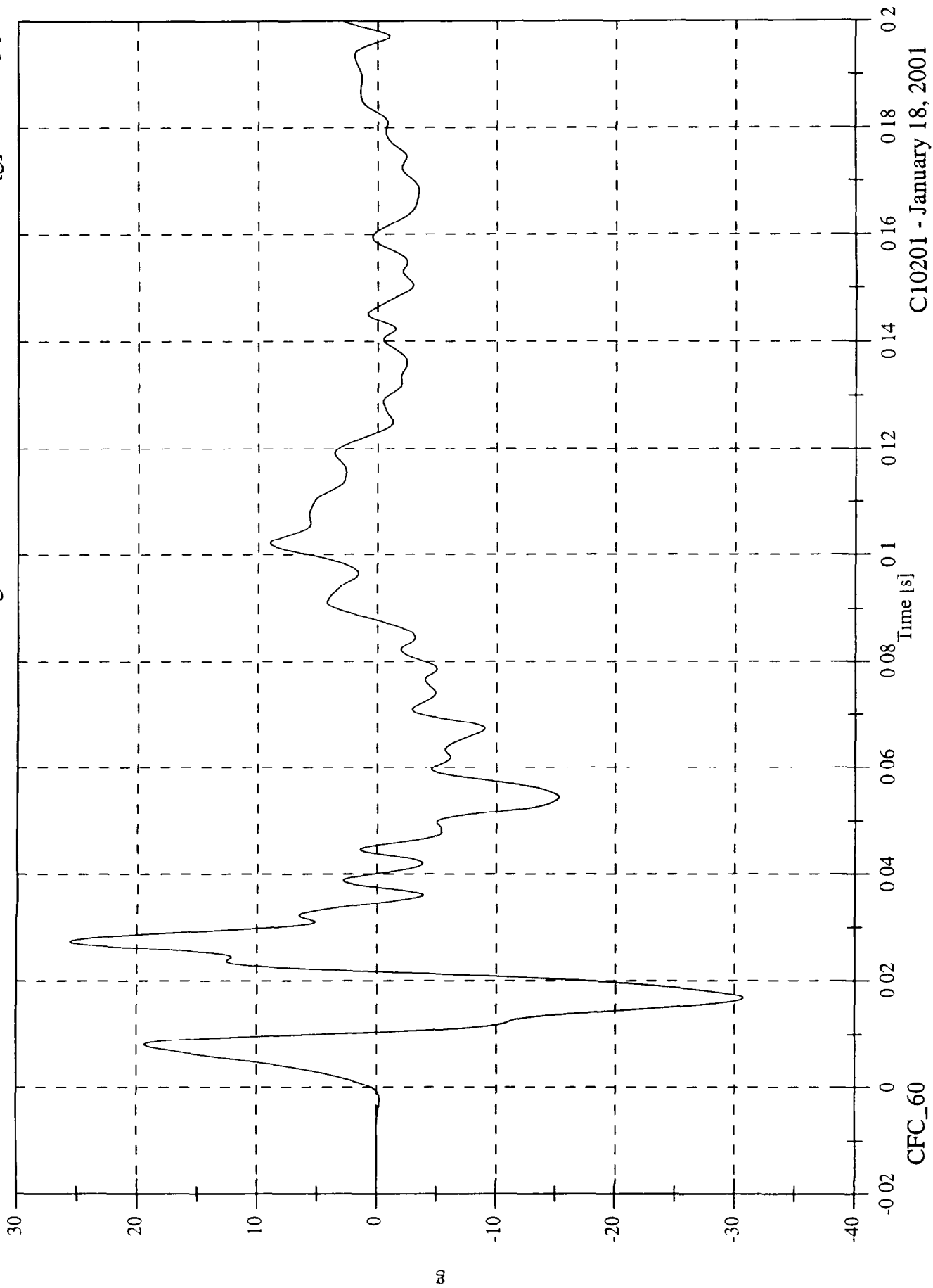


C10201 - January 18, 2001

FMVSS 214D Test 6 - 2001 Ford Mustang Convertible

Acc 18 Target CG Z

Max: 25.6 [g] at 0.027 [s]
Min: -30.7 [g] at 0.017 [s]

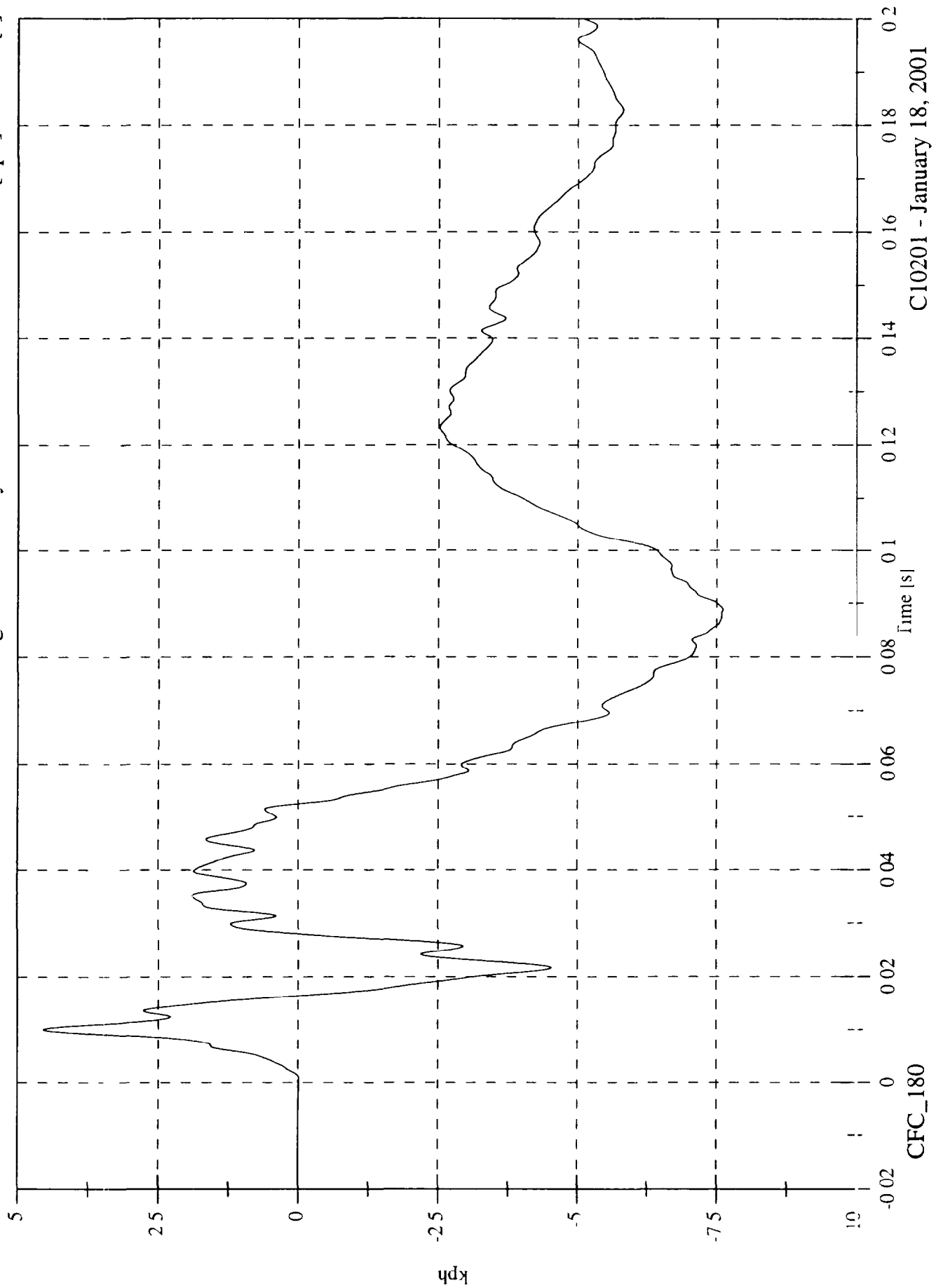


C10201 - January 18, 2001

FMVSS 214D Test 6 - 2001 Ford Mustang Convertible

Max. 4.5 [kph] at 0.010 [s]
Min. -7.6 [kph] at 0.089 [s]

Acc 18 Target CG Velocity Z



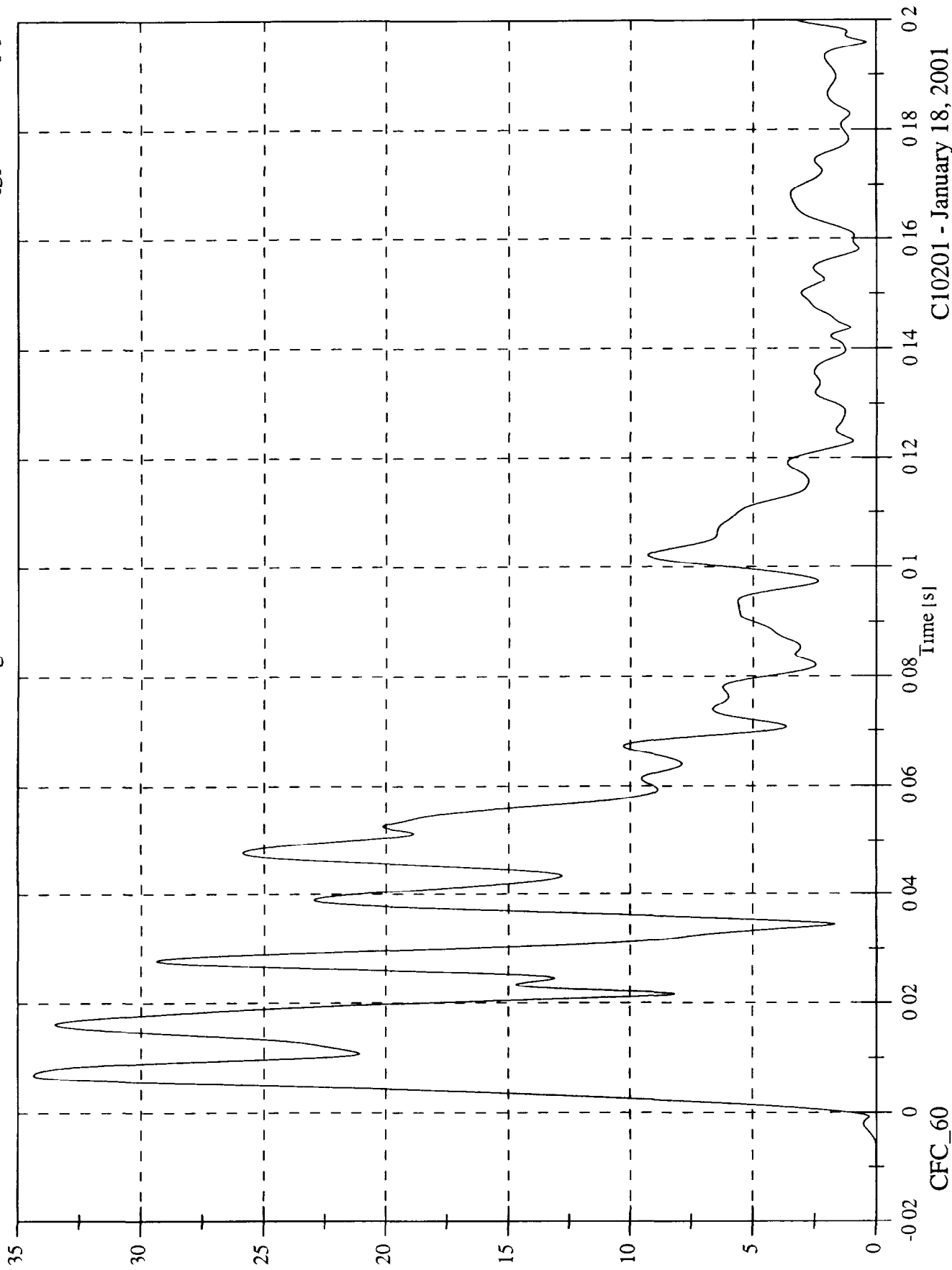
C10201 - January 18, 2001

FMVSS 214D Test 6 - 2001 Ford Mustang Convertible

Max: 34.4 [g] at 0.007 [s]

Acc 18 Target CG Resultant X

Mmn: 0.0 [g] at -0.018 [s]

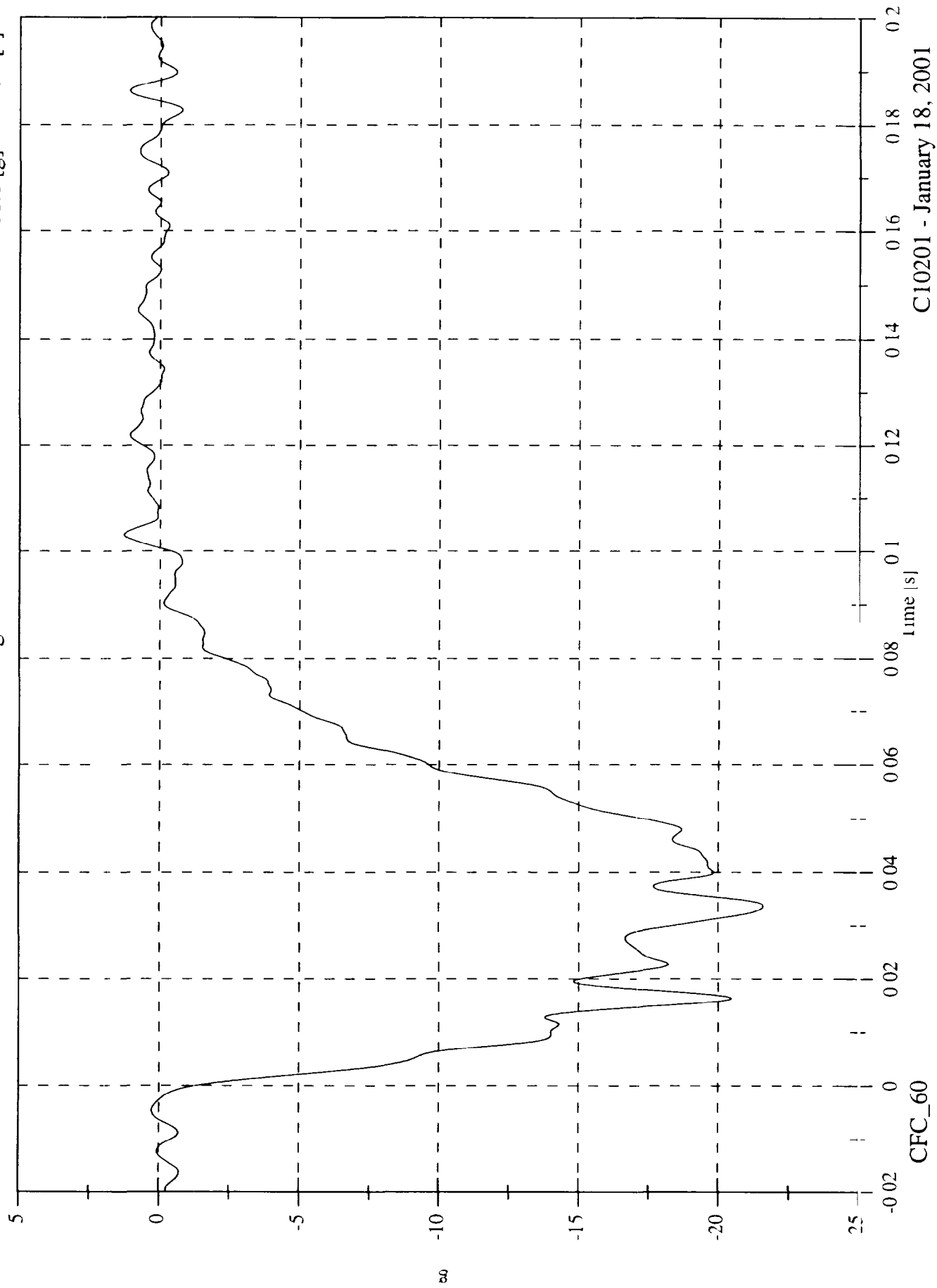


C10201 - January 18, 2001

FMVSS 214D Test 6 - 2001 Ford Mustang Convertible

Moving Barrier CG X

Max: 1.3 [g] at 0.103 [s]
Min: -21.6 [g] at 0.034 [s]



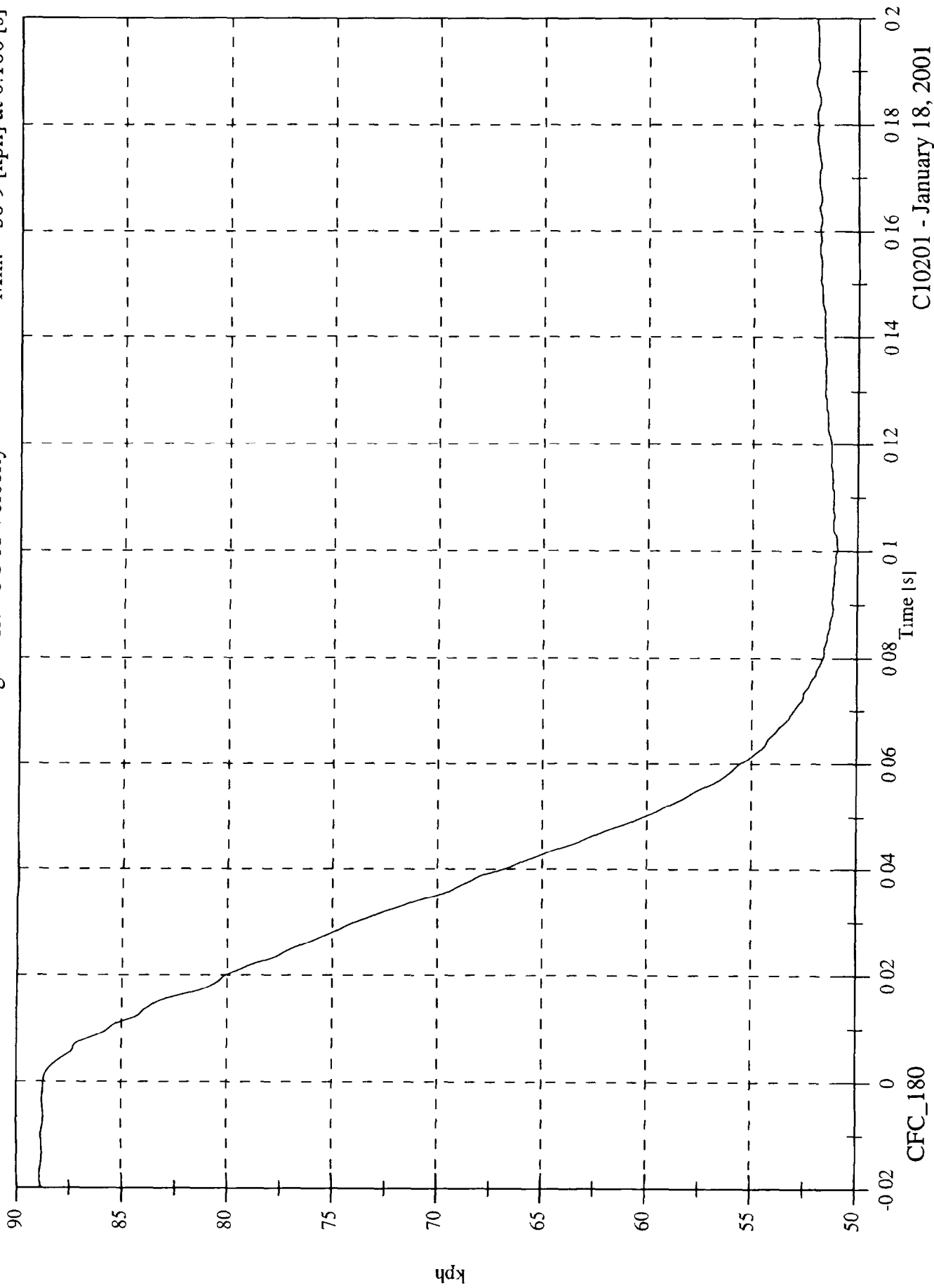
C10201 - January 18, 2001

FMVSS 214D Test 6 - 2001 Ford Mustang Convertible

Moving Barrier CG X Velocity

Max: 88.9 [kph] at -0.018 [s]

Mnn: 50.9 [kph] at 0.100 [s]

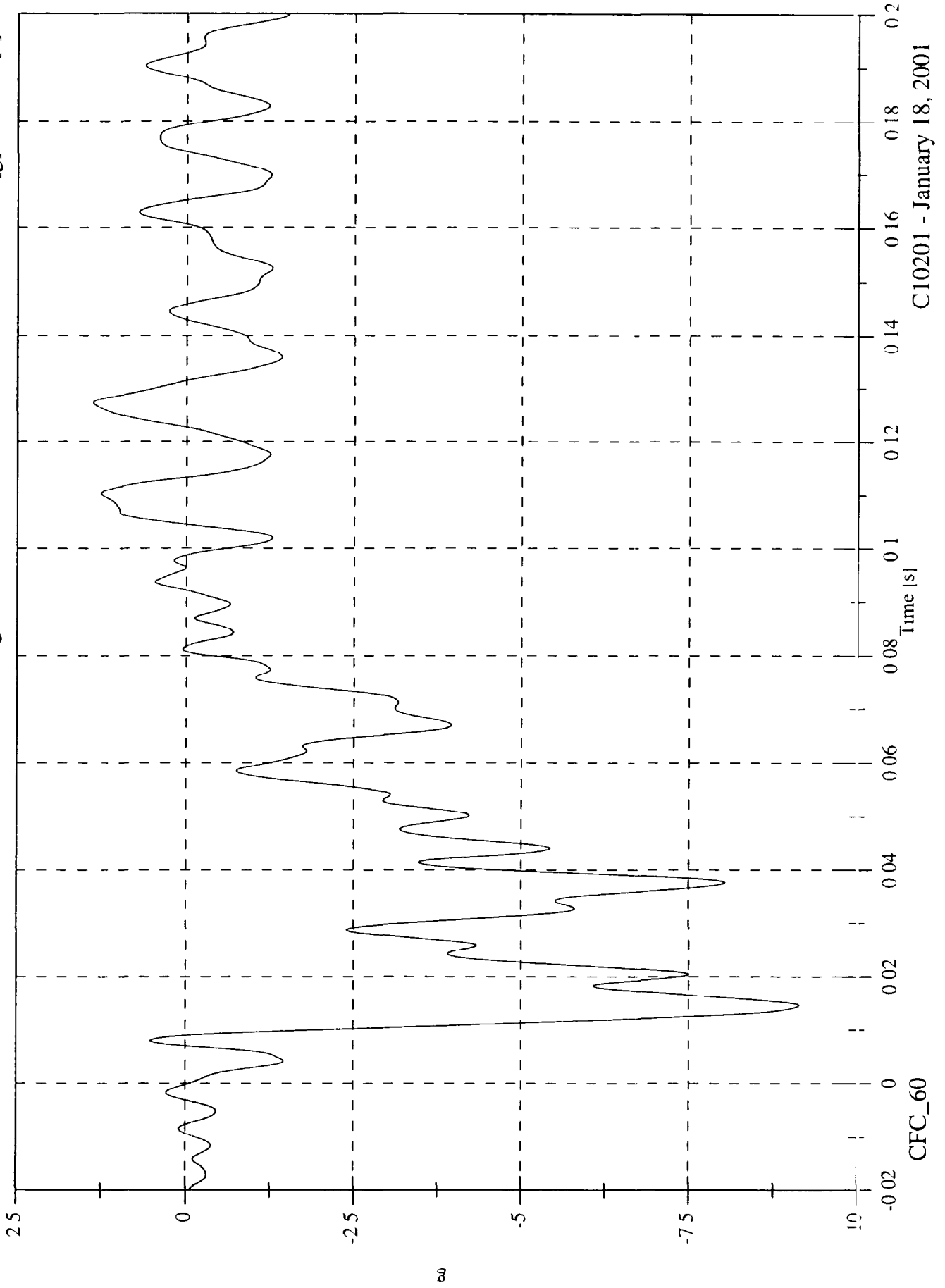


C10201 - January 18, 2001

FMVSS 214D Test 6 - 2001 Ford Mustang Convertible

Moving Barrier CG Y

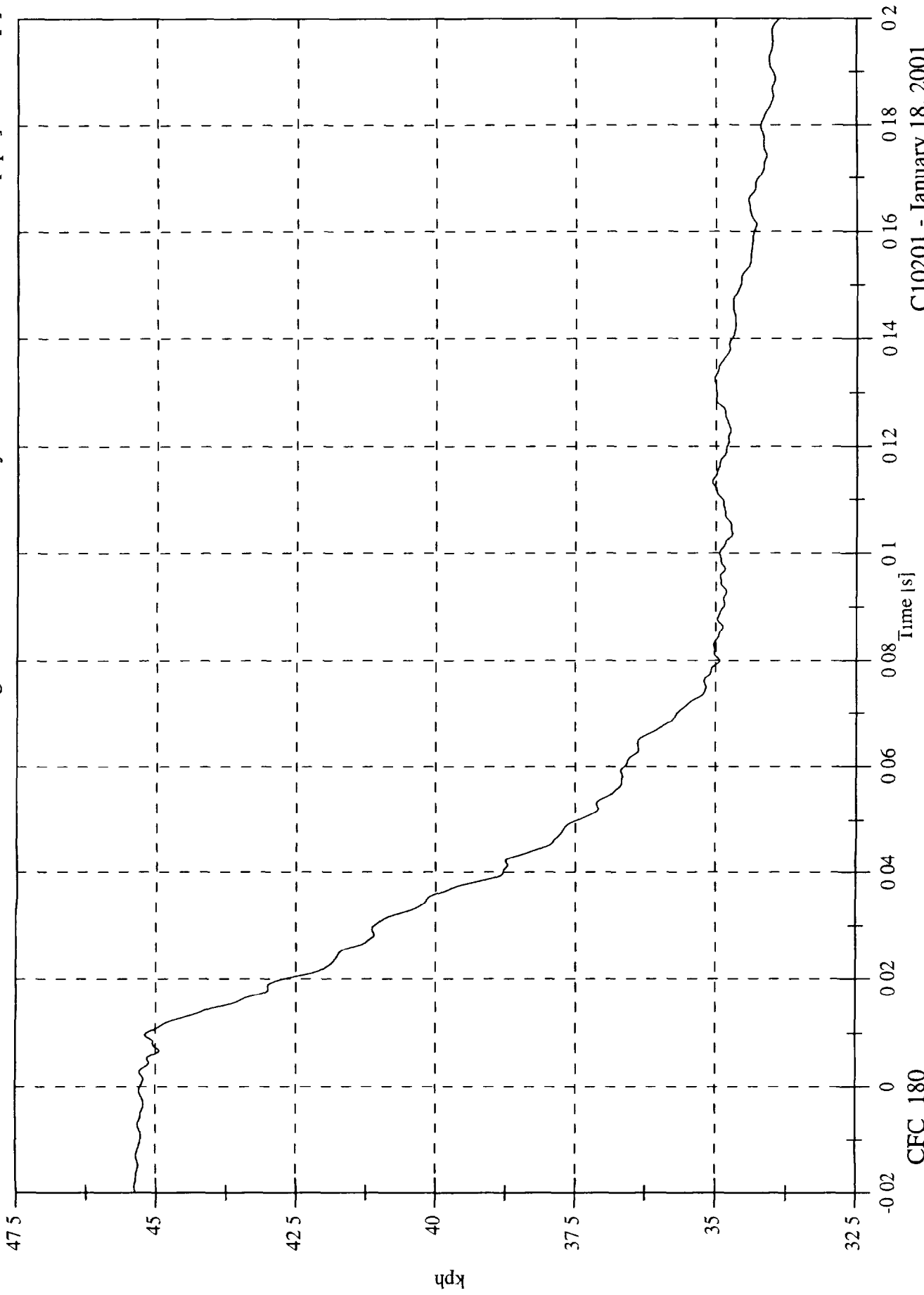
Max: 1.4 [g] at 0.127 [s]
Min: -9.1 [g] at 0.015 [s]



FMVSS 214D Test 6 - 2001 Ford Mustang Convertible

Moving Barrier CG Y Velocity

Max: 45.4 [kph] at -0.019 [s]
Min: 33.9 [kph] at 0.200 [s]



C10201 - January 18, 2001

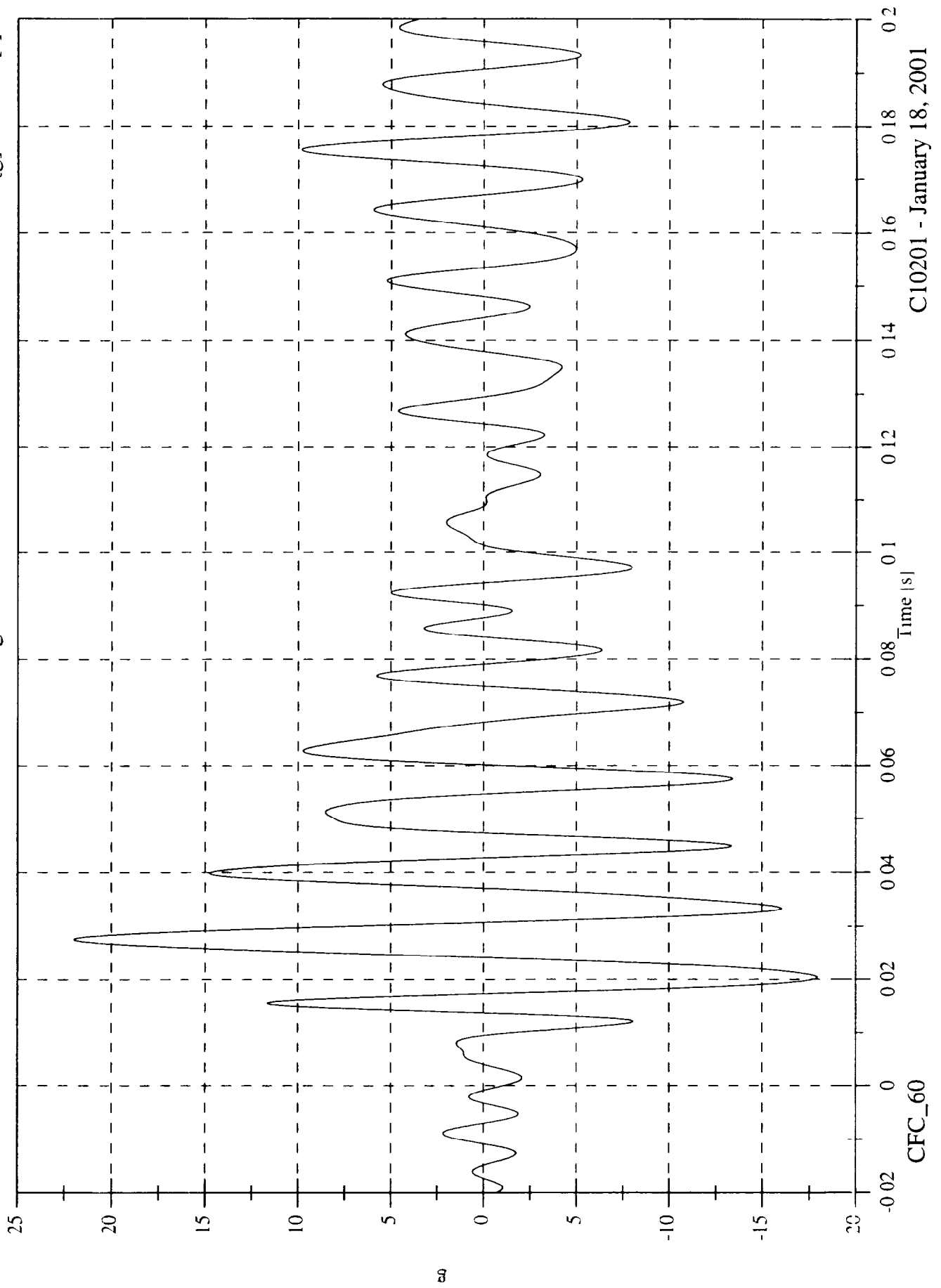
CFC_180

FMVSS 214D Test 6 - 2001 Ford Mustang Convertible

Moving Barrier CGZ

Max: 22.0 [g] at 0.028 [s]

Min: -17.9 [g] at 0.020 [s]

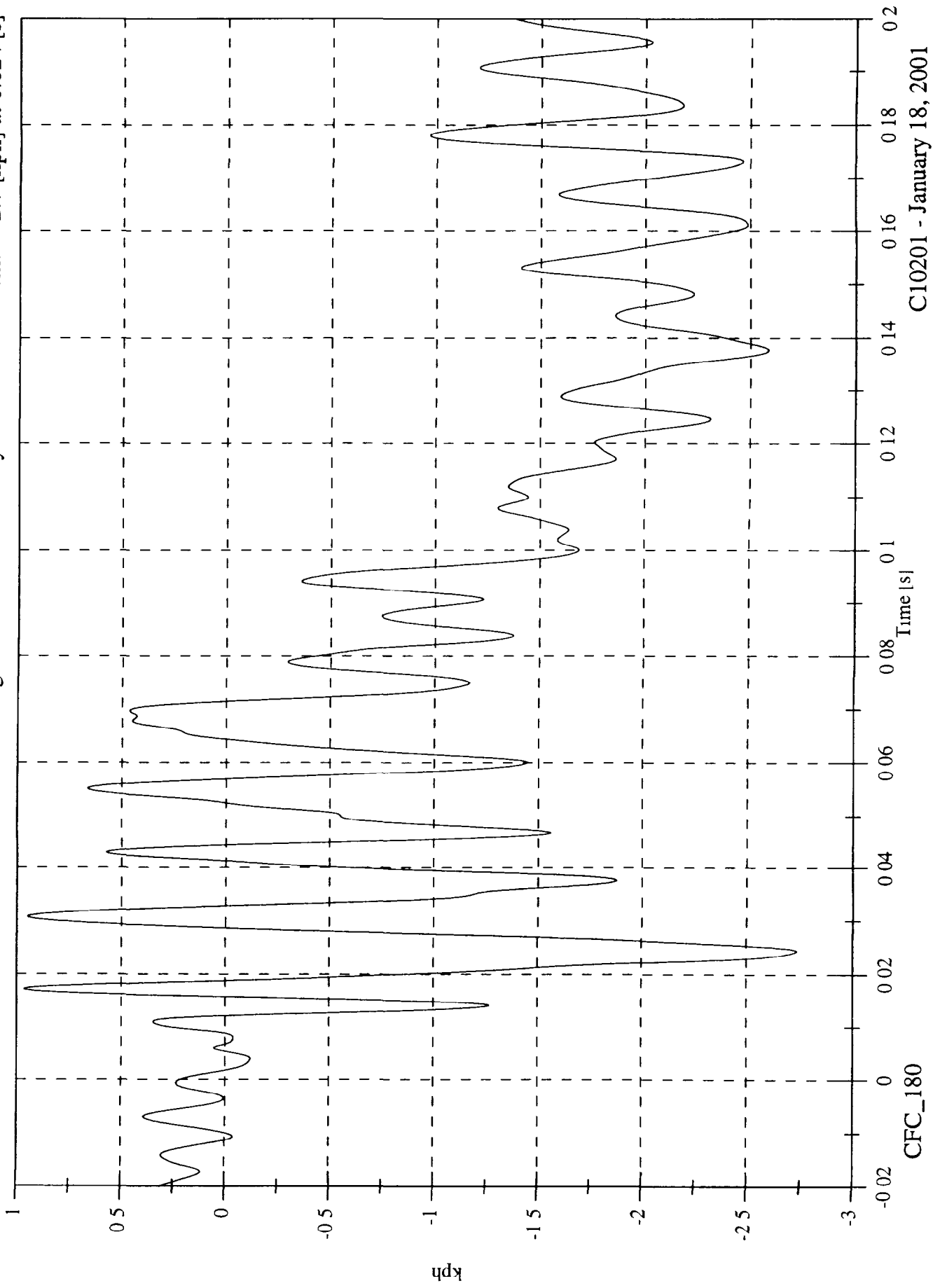


FMVSS 214D Test 6 - 2001 Ford Mustang Convertible

Moving Barrier CG Z Velocity

Max: 1.0 [kph] at 0.017 [s]

Mfn: -2.7 [kph] at 0.024 [s]



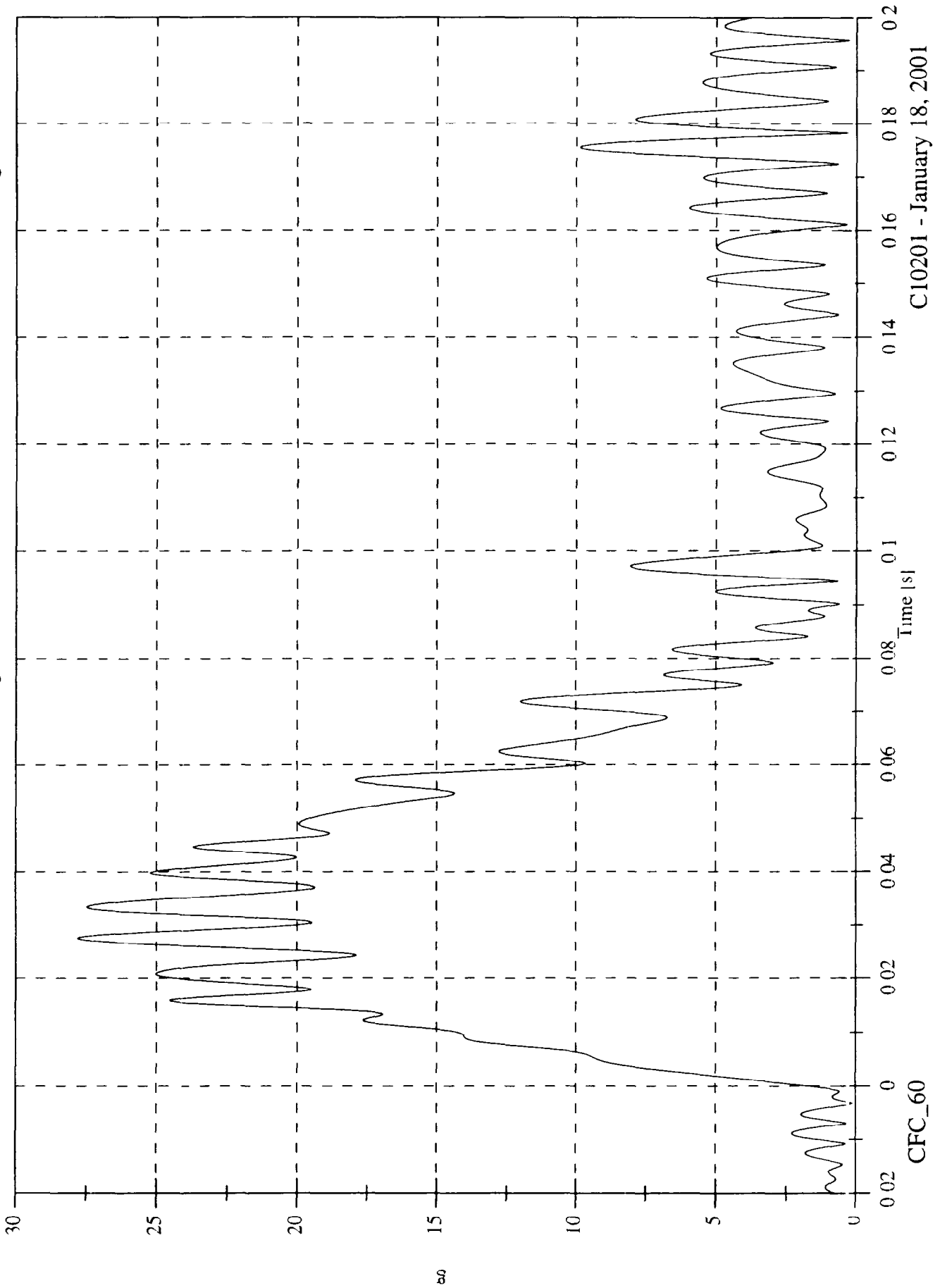
C10201 - January 18, 2001

FMVSS 214D Test 6 - 2001 Ford Mustang Convertible

Moving Barrier CG Resultant

Max: 27.8 [g] at 0.028 [s]

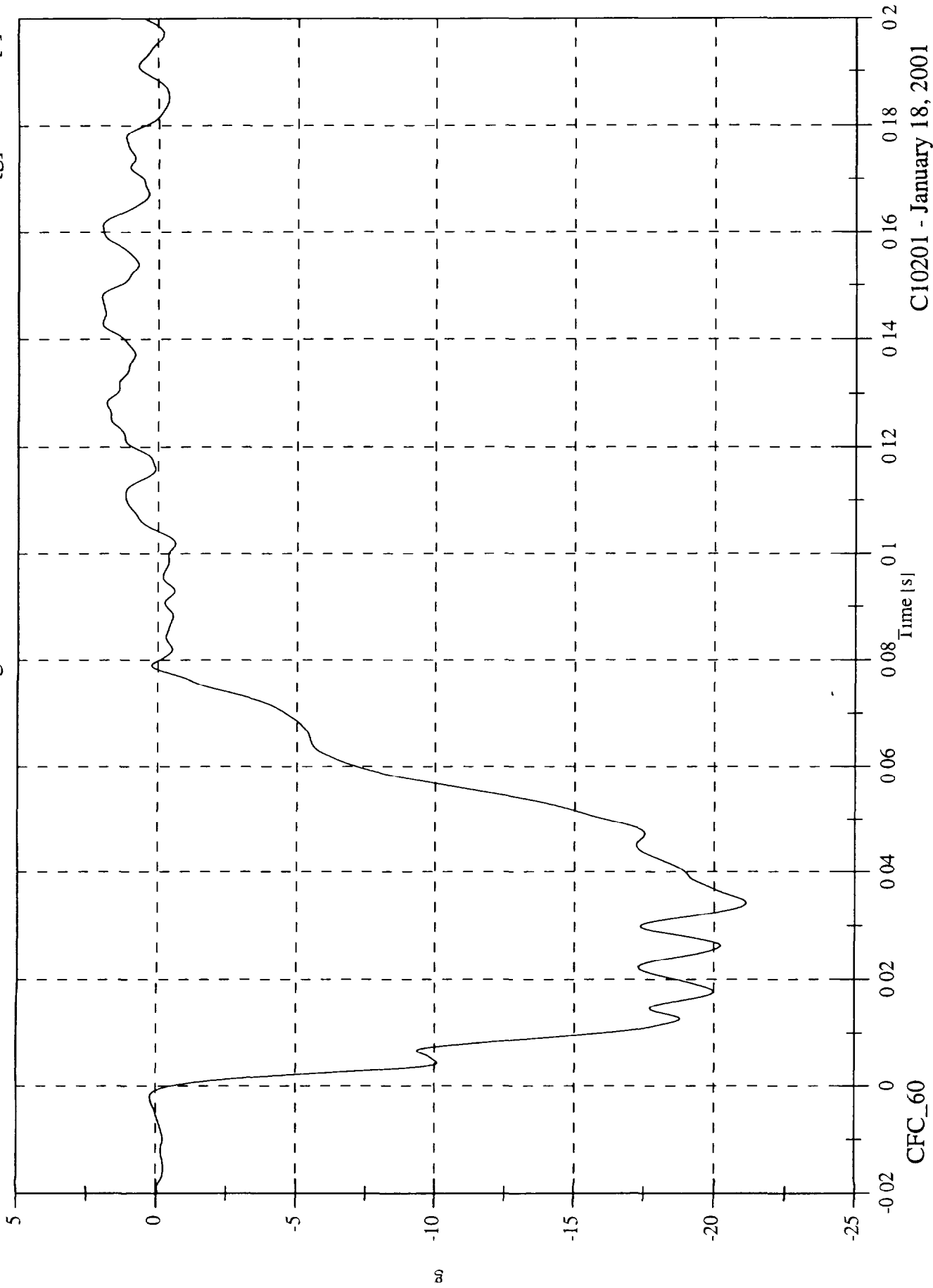
Min: 0.1 [g] at -0.003 [s]



C10201 - January 18, 2001

FMVSS 214D Test 6 - 2001 Ford Mustang Convertible
Moving Barrier Left Rail X

Max: 2.0 [g] at 0.148 [s]
Min: -21.1 [g] at 0.034 [s]

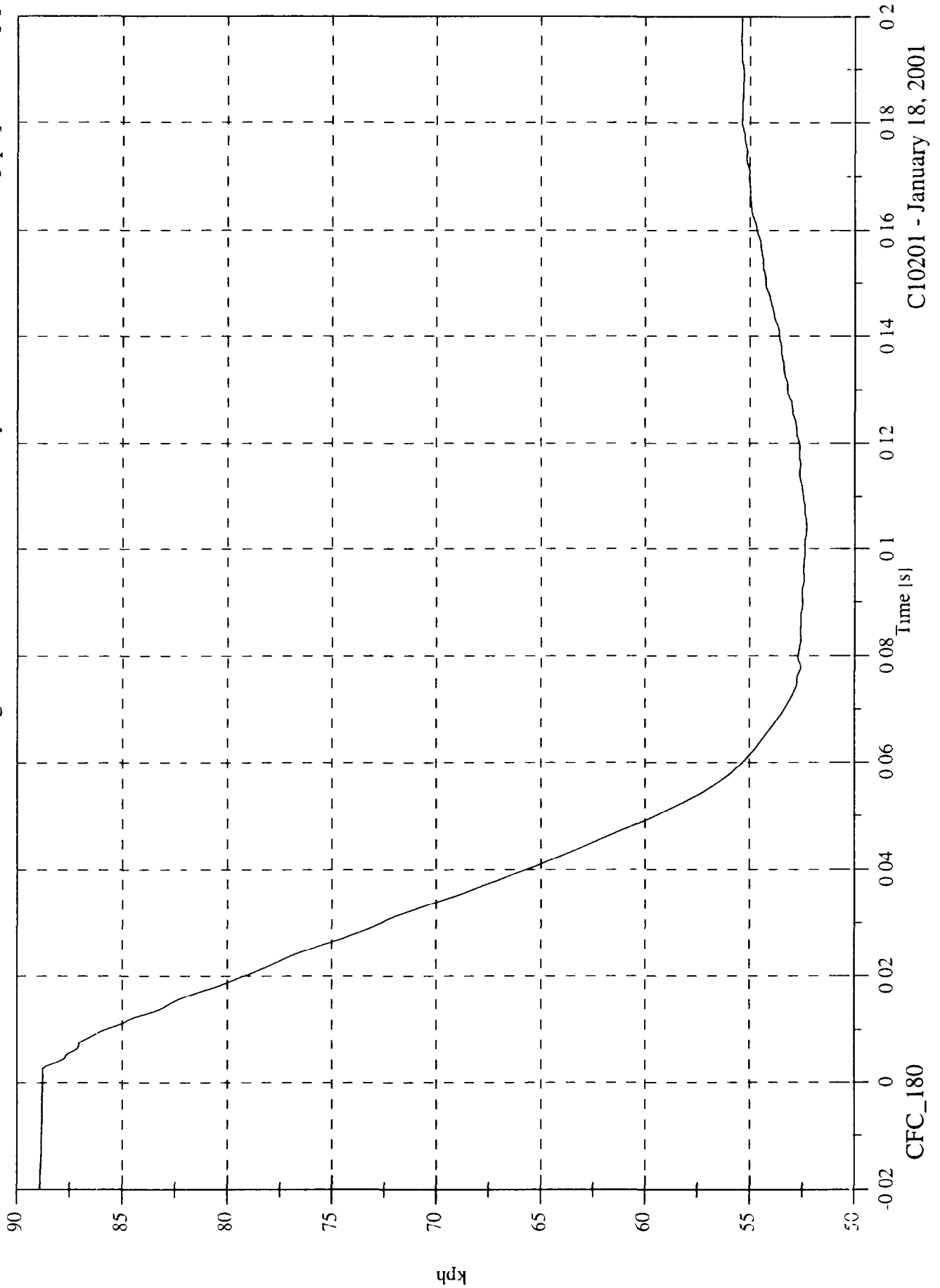


C10201 - January 18, 2001

FMVSS 214D Test 6 - 2001 Ford Mustang Convertible

Max: 88.9 [kph] at -0.018 [s]
Min: 52.3 [kph] at 0.104 [s]

Moving Barrier Left Rail X Velocity



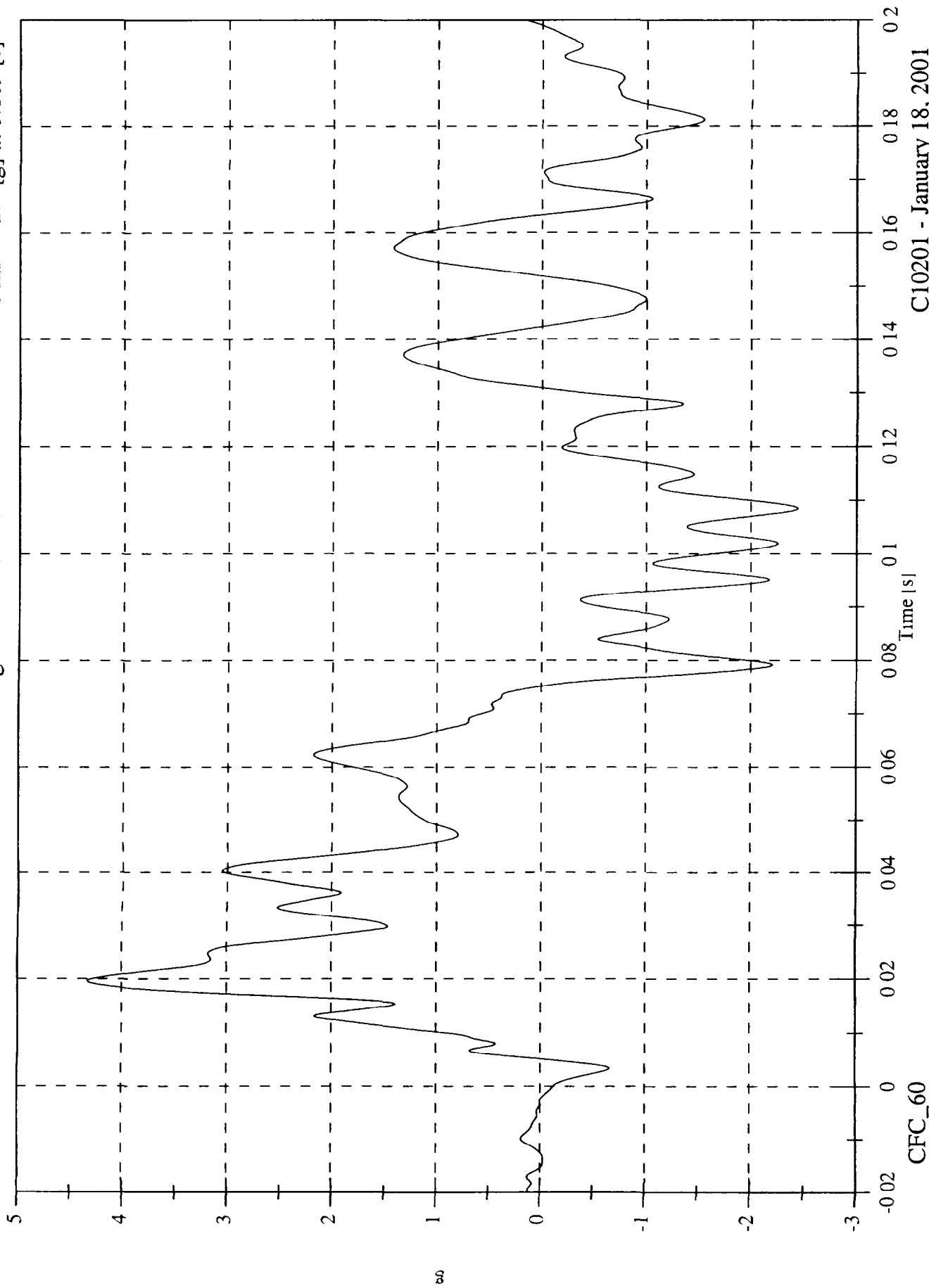
C10201 - January 18, 2001

FMVSS 214D Test 6 - 2001 Ford Mustang Convertible

Moving Barrier Left Rail Y

Max: 4.3 [g] at 0.020 [s]

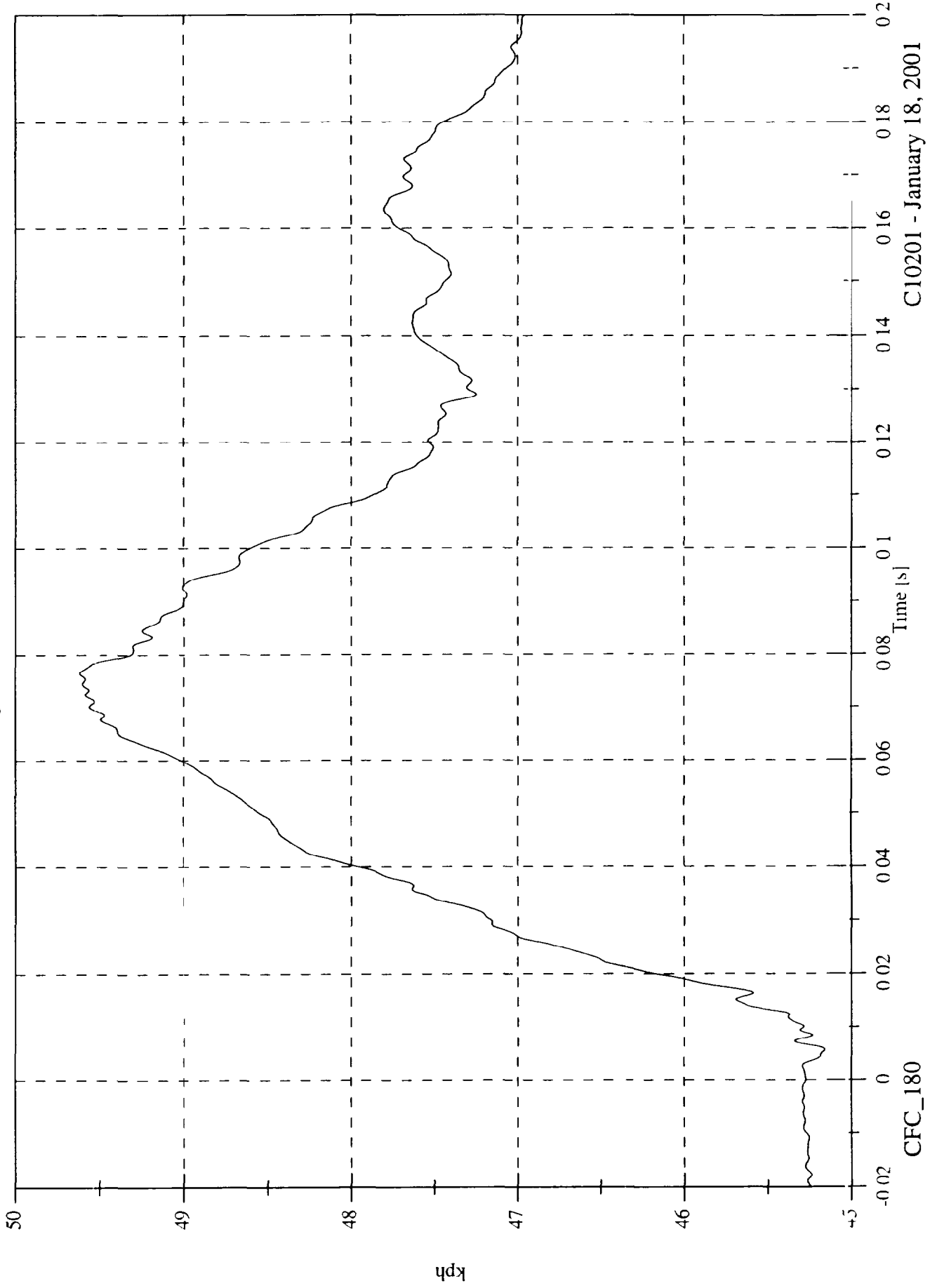
Min: -2.4 [g] at 0.109 [s]



C10201 - January 18, 2001

FMVSS 214D Test 6 - 2001 Ford Mustang Convertible
Moving Barrier Left Rail Y Velocity

Max: 49.6 [kph] at 0.077 [s]
Min: 45.2 [kph] at 0.006 [s]

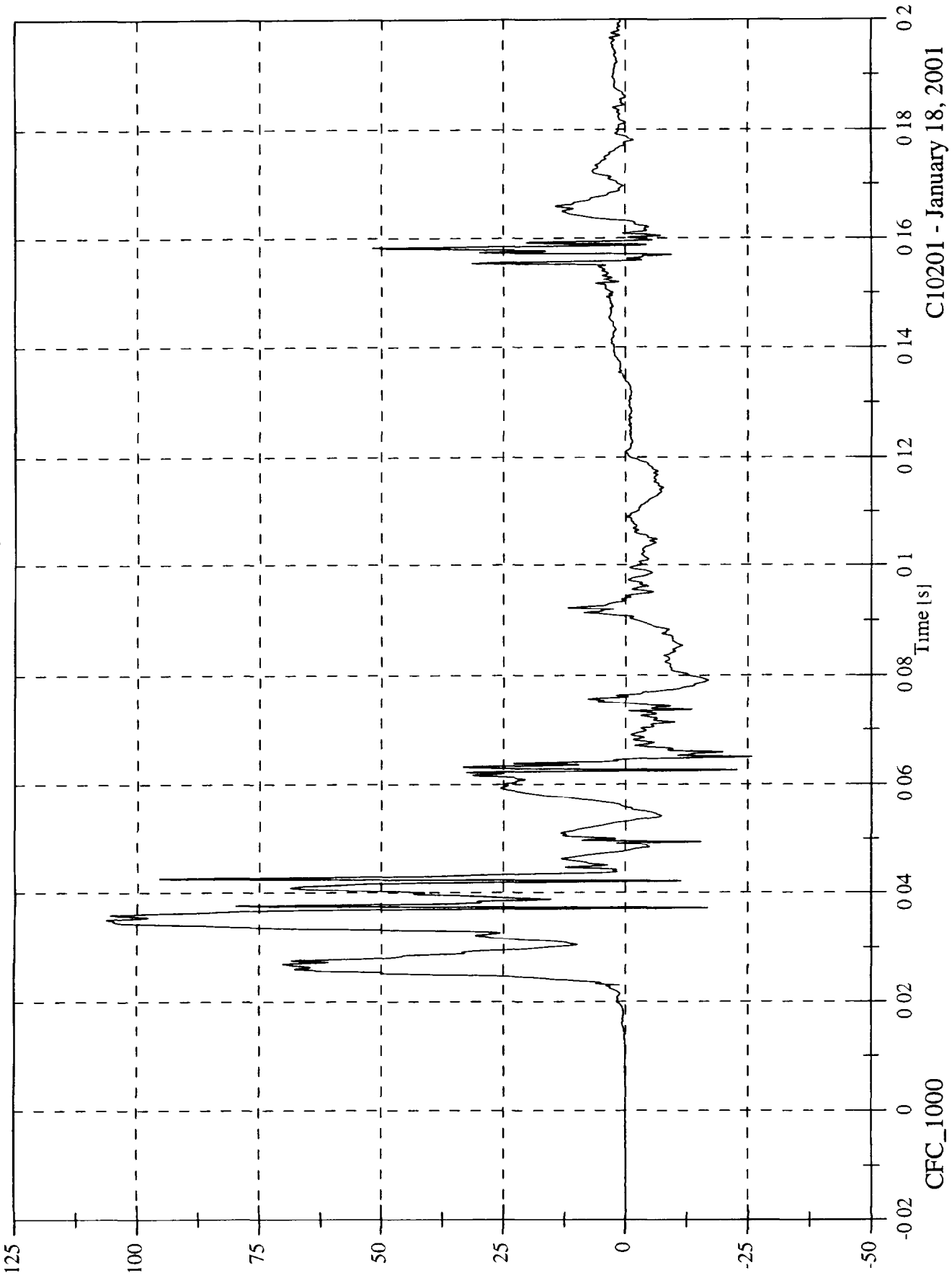


C10201 - January 18, 2001

CFC_180

FMVSS 214D Test 6 - 2001 Ford Mustang Convertible
P1 Upper Rib Ry

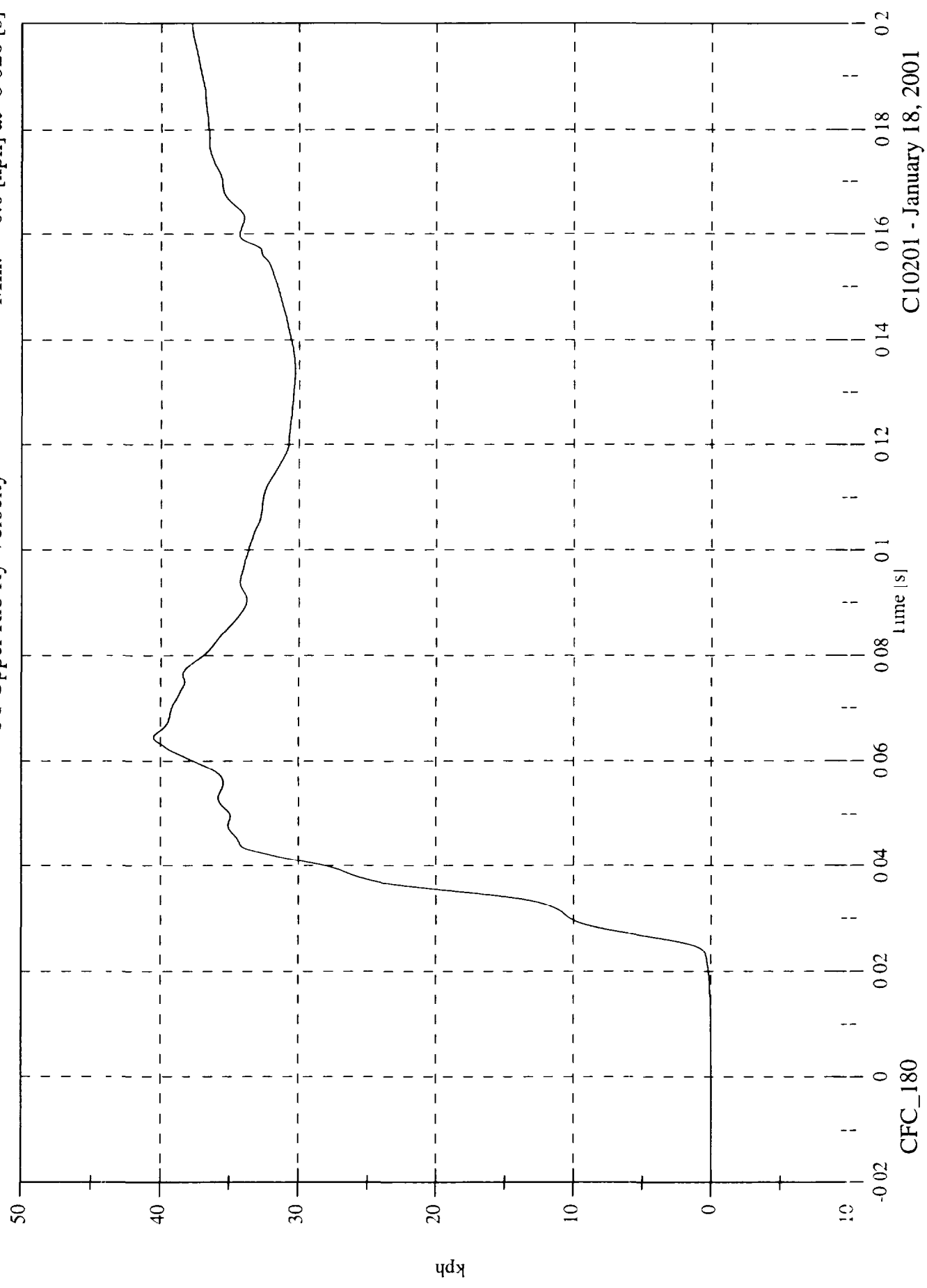
Max: 106.3 [g] at 0.035 [s]
Min: -25.7 [g] at 0.065 [s]



C10201 - January 18, 2001

FMVSS 214D Test 6 - 2001 Ford Mustang Convertible
P1 Upper Rib Ry Velocity

Max: 40.5 [kph] at 0.064 [s]
Min: -0.0 [kph] at -0.020 [s]



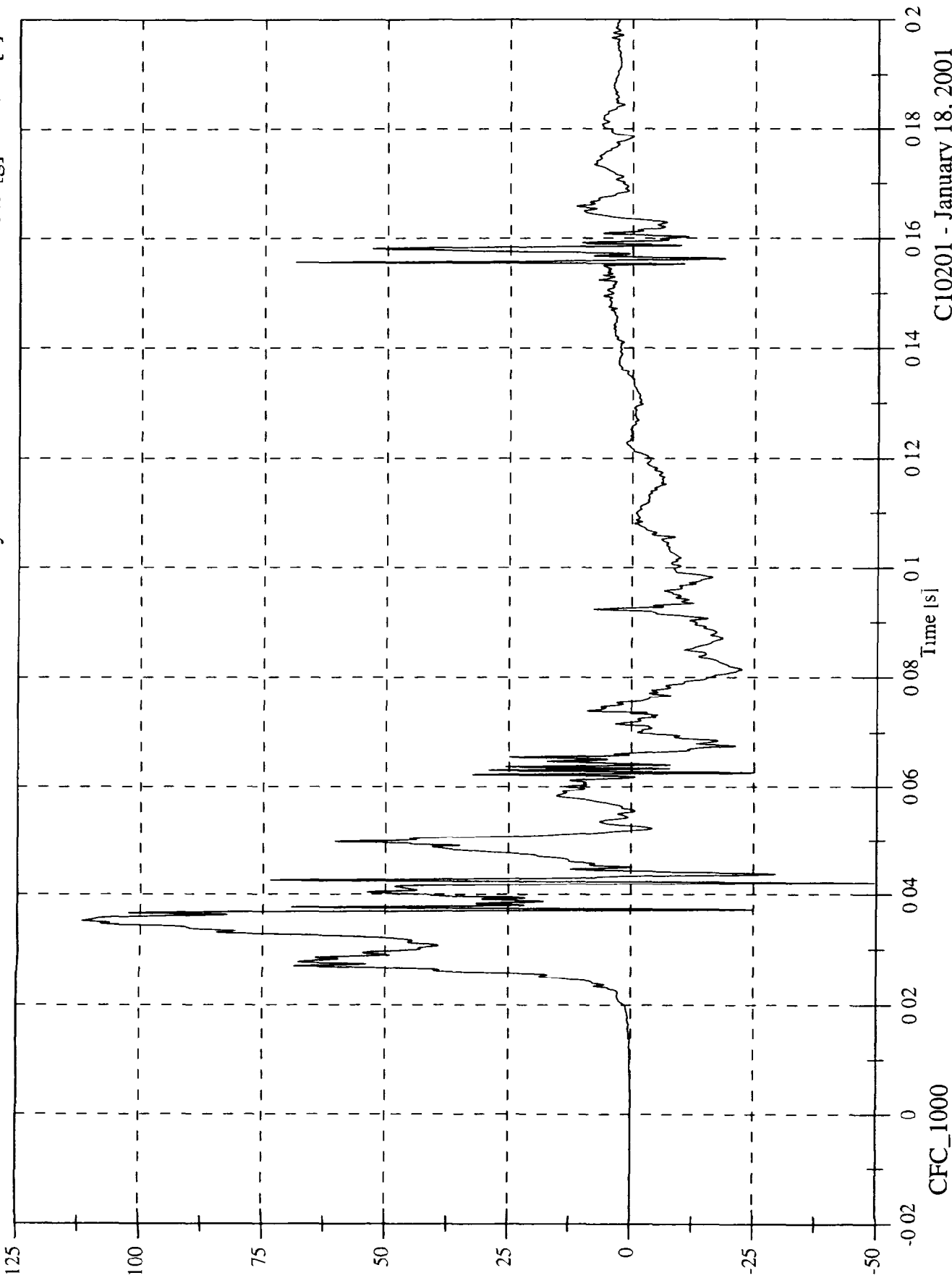
C10201 - January 18, 2001

FMVSS 214D Test 6 - 2001 Ford Mustang Convertible

P1 Lower Rib Ry

Max: 111.8 [g] at 0.035 [s]

Min: -49.5 [g] at 0.042 [s]

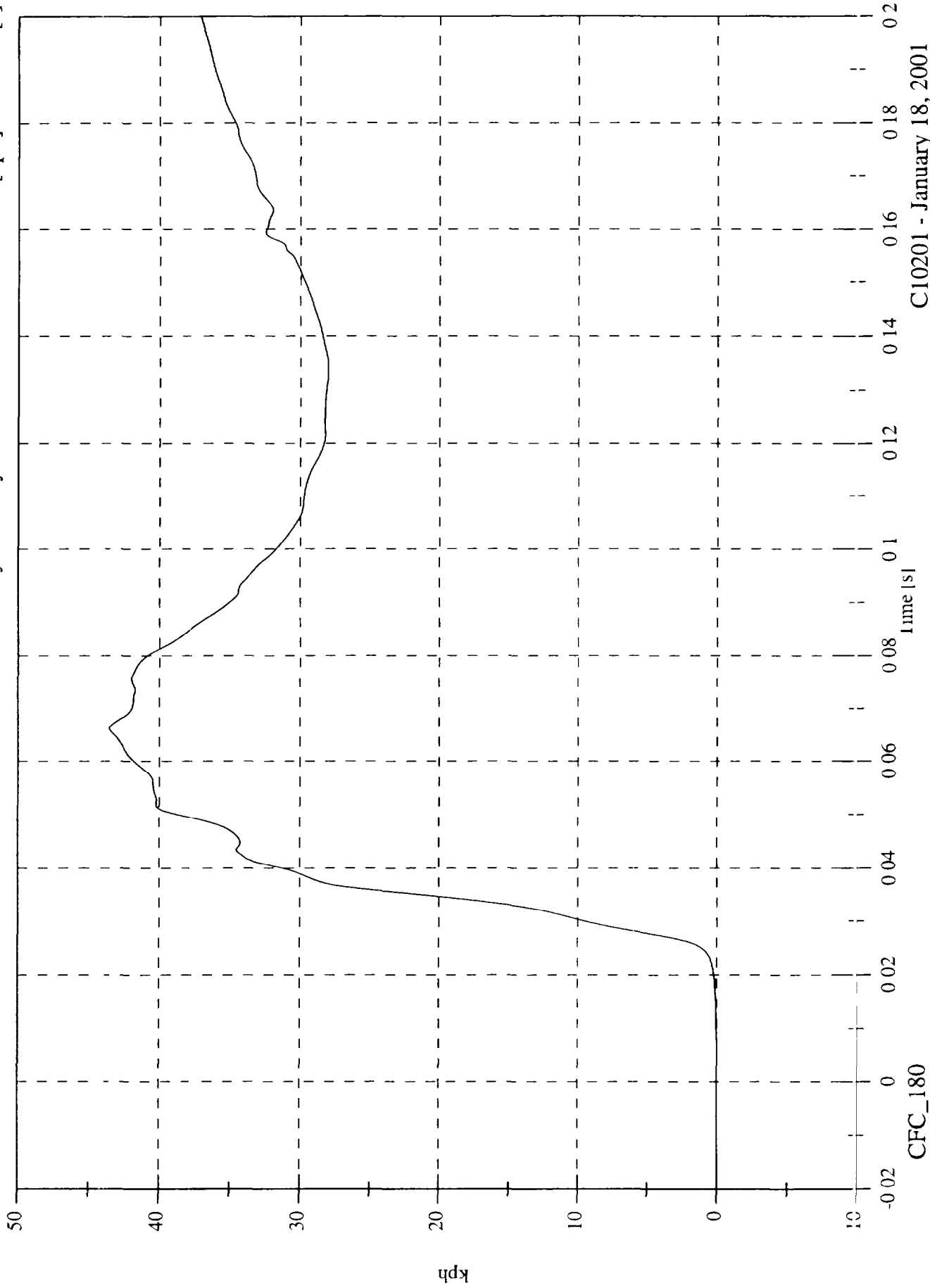


CI0201 - January 18, 2001

FMVSS 214D Test 6 - 2001 Ford Mustang Convertible

P1 Lower Rib Ry Velocity

Max: 43.5 [kph] at 0.066 [s]
Min: -0.0 [kph] at -0.020 [s]



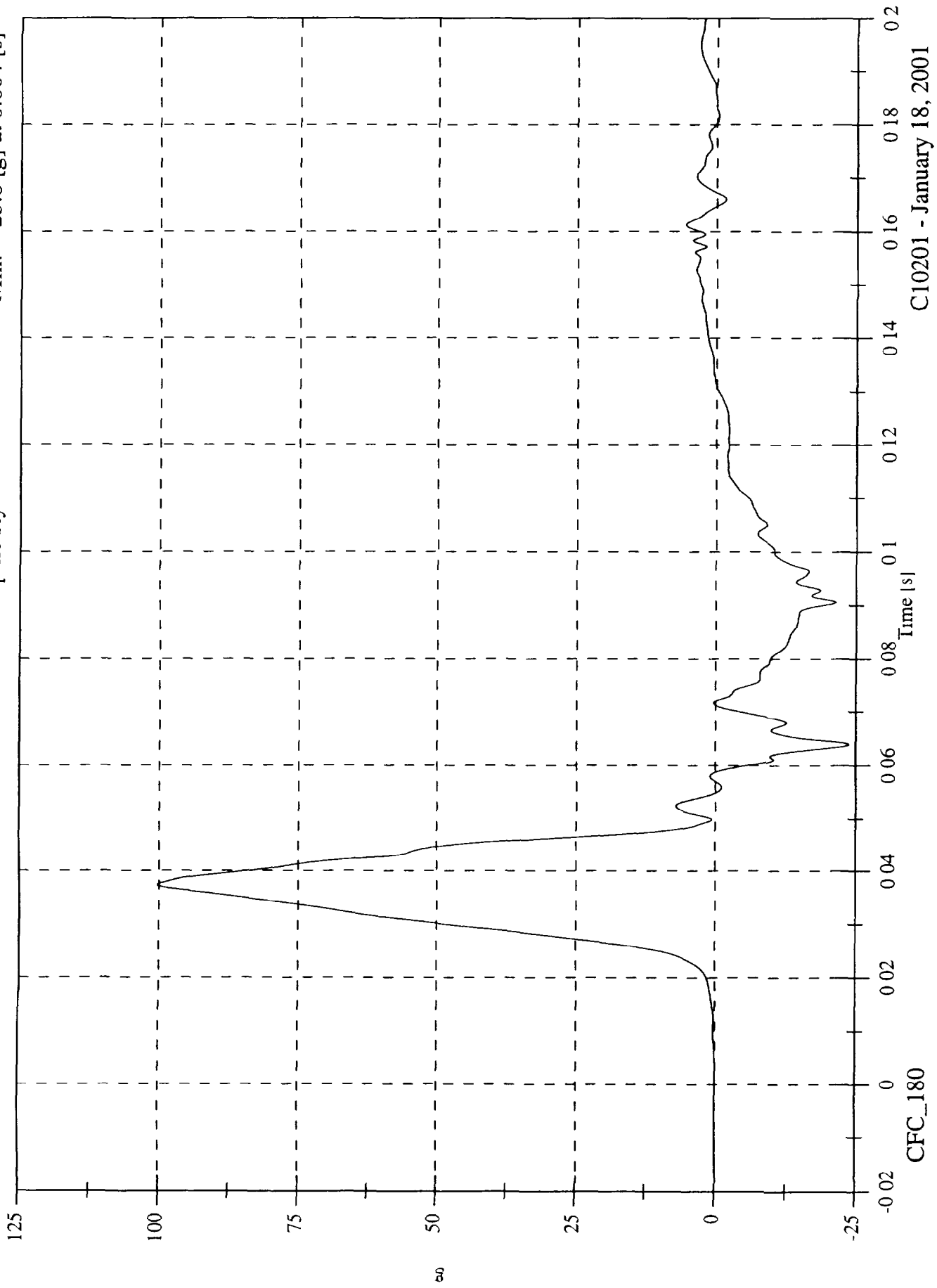
C10201 - January 18, 2001

FMVSS 214D Test 6 - 2001 Ford Mustang Convertible

P1 Lower Spine Ry

Max: 100.4 [g] at 0.037 [s]

Mfn: -23.8 [g] at 0.064 [s]

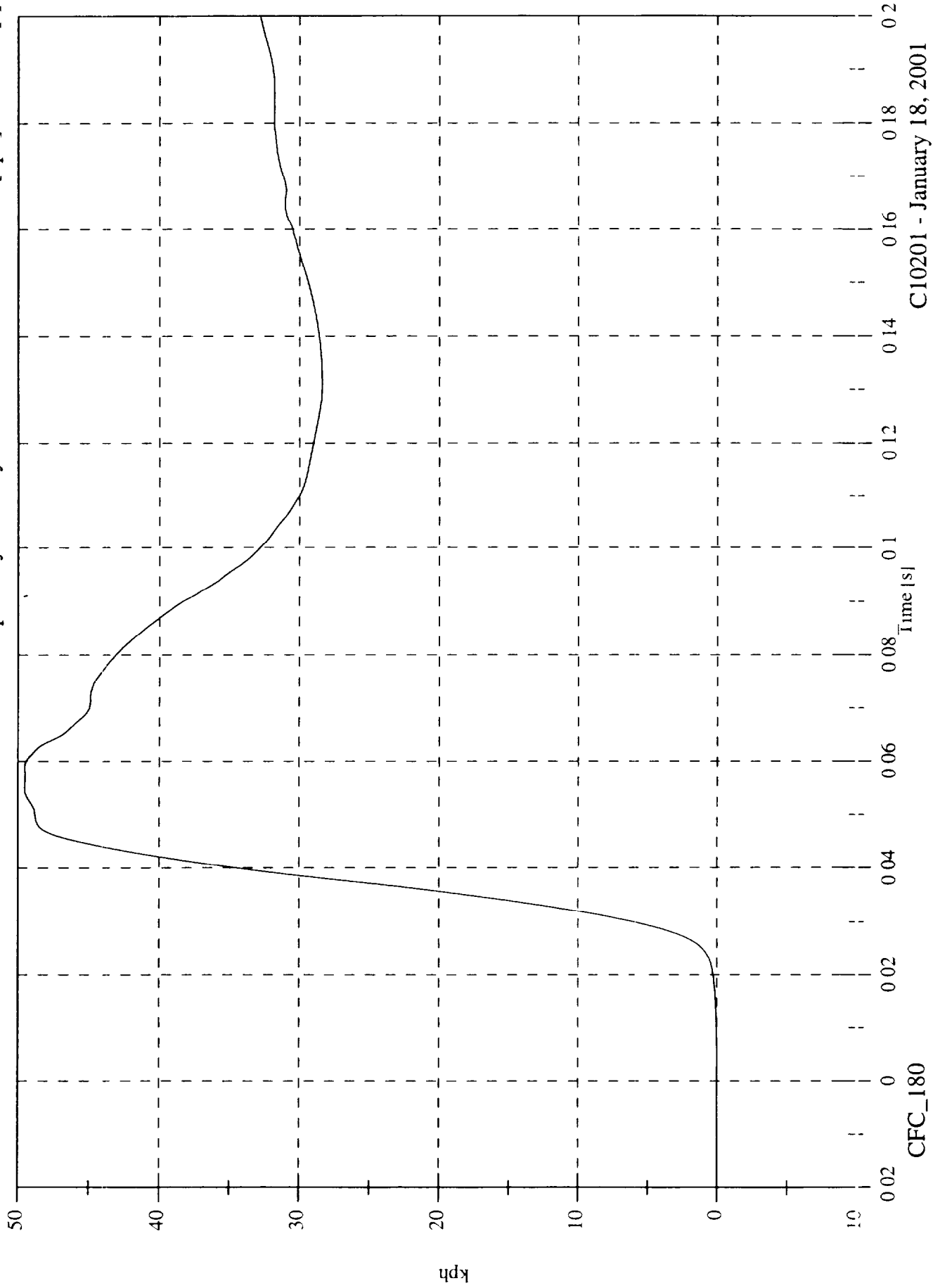


C10201 - January 18, 2001

FMVSS 214D Test 6 - 2001 Ford Mustang Convertible

Max: 49.5 [kph] at 0.055 [s]
Min: -0.0 [kph] at -0.020 [s]

P1 Lower Spine Ry Velocity

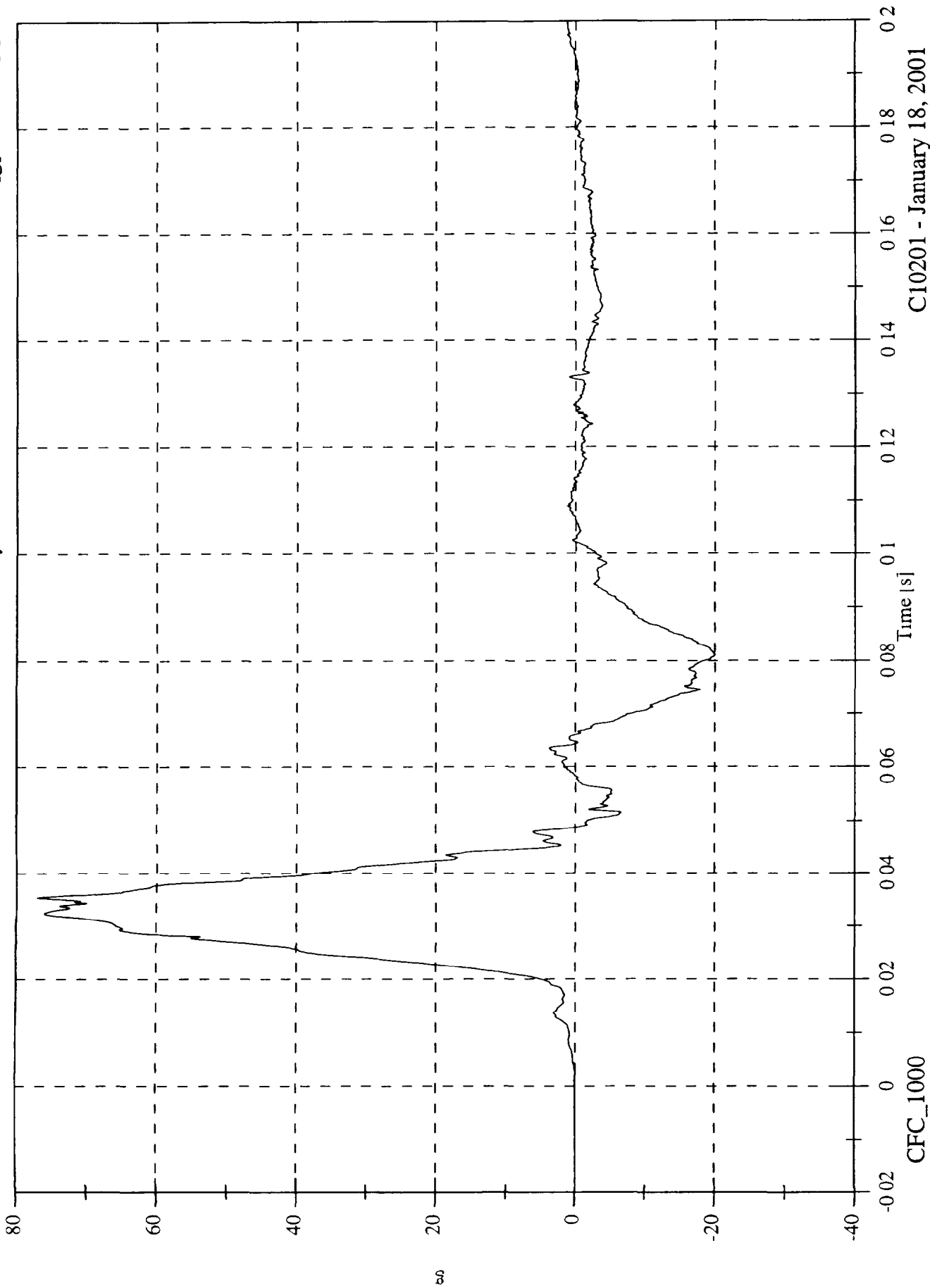


C10201 - January 18, 2001

FMVSS 214D Test 6 - 2001 Ford Mustang Convertible

P1 Pelvic Ry

Max: 77.1 [g] at 0.035 [s]
Min: -20.0 [g] at 0.081 [s]

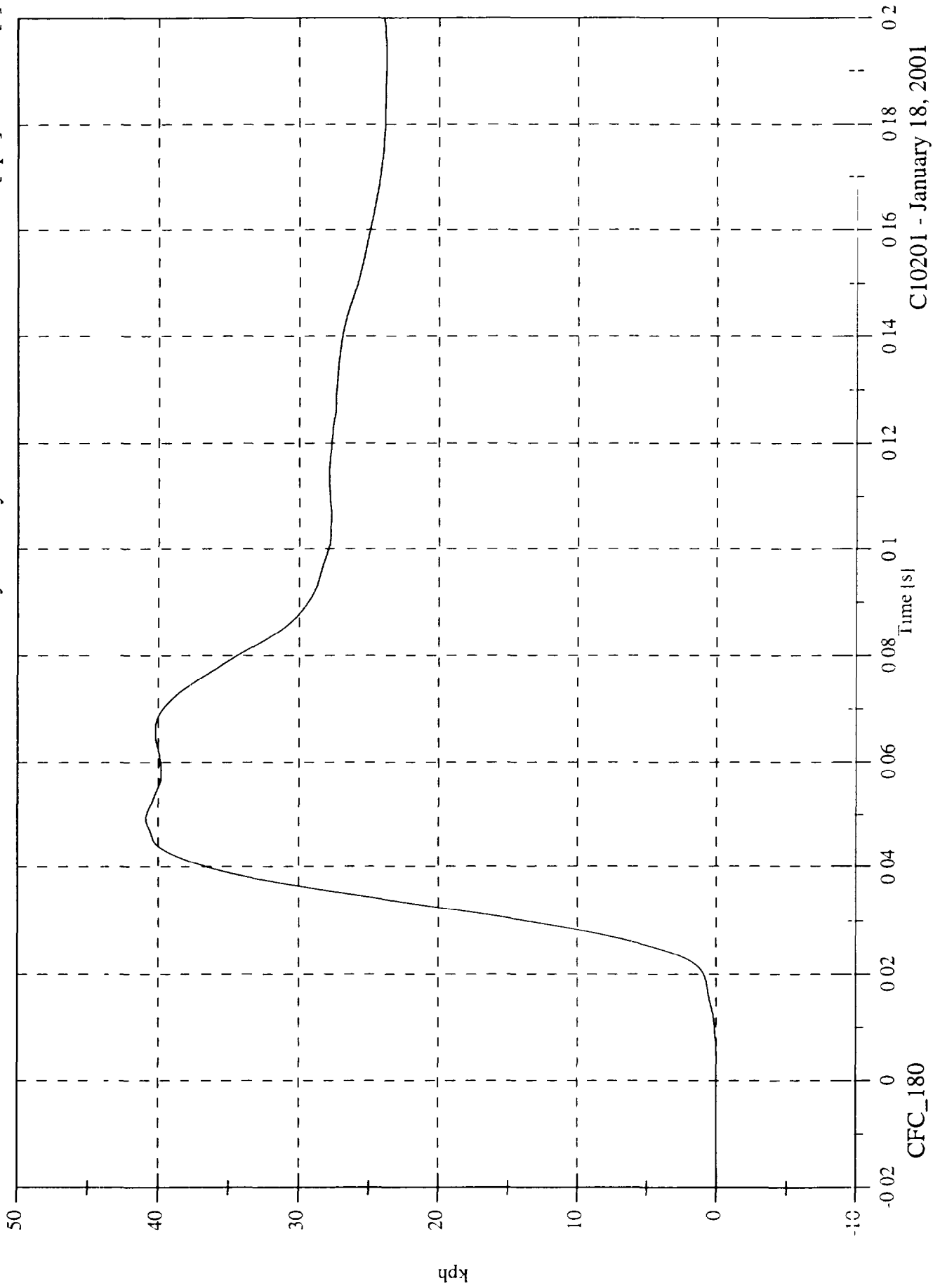


C10201 - January 18, 2001

FMVSS 214D Test 6 - 2001 Ford Mustang Convertible

P1 Pelvic Ry Velocity

Max: 40.9 [kph] at 0.049 [s]
Min: -0.0 [kph] at -0.020 [s]

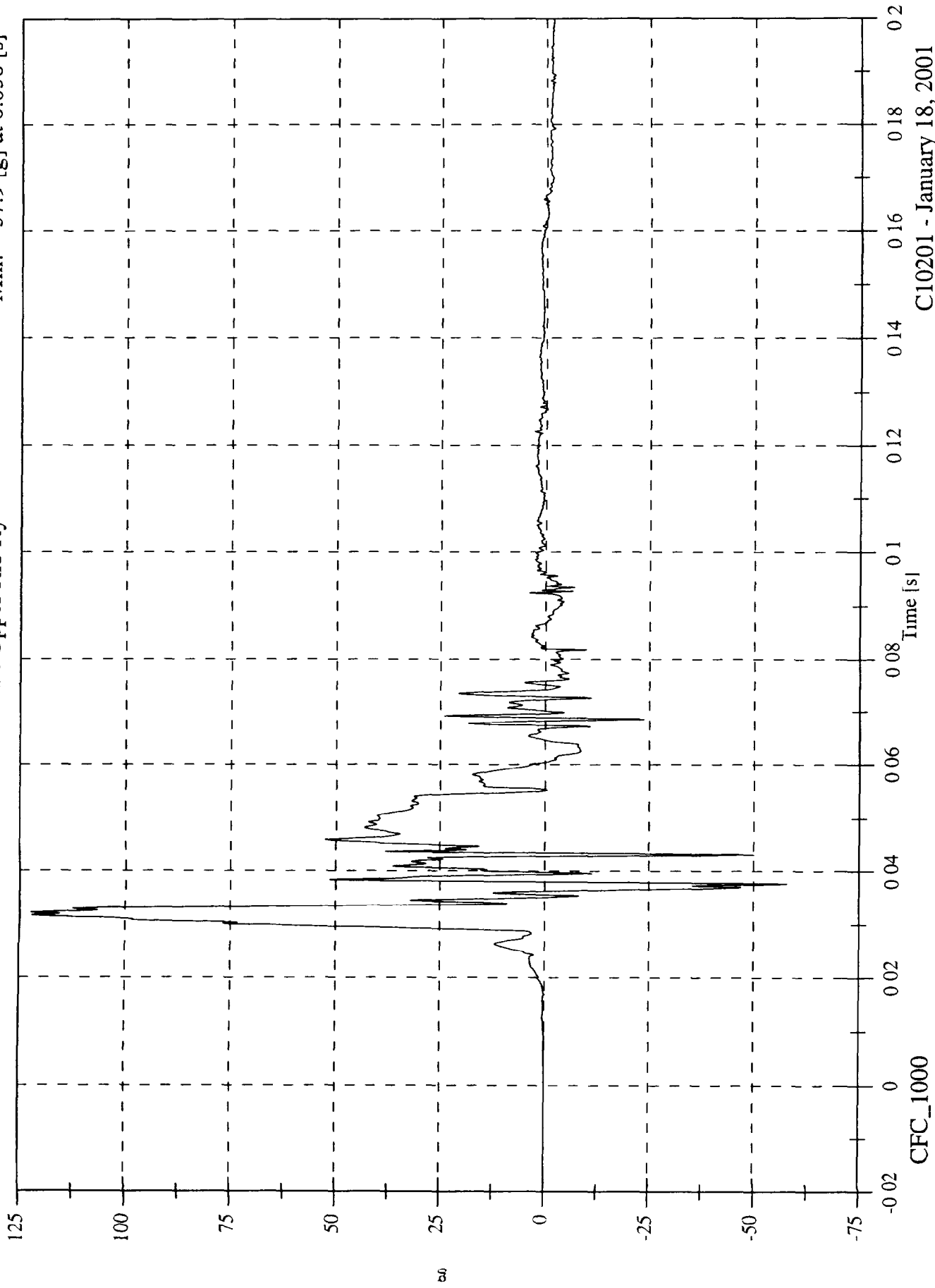


C10201 - January 18, 2001

FMVSS 214D Test 6 - 2001 Ford Mustang Convertible

P4 Upper Rib Ry

Max: 122.4 [g] at 0.032 [s]
Min: -57.9 [g] at 0.038 [s]

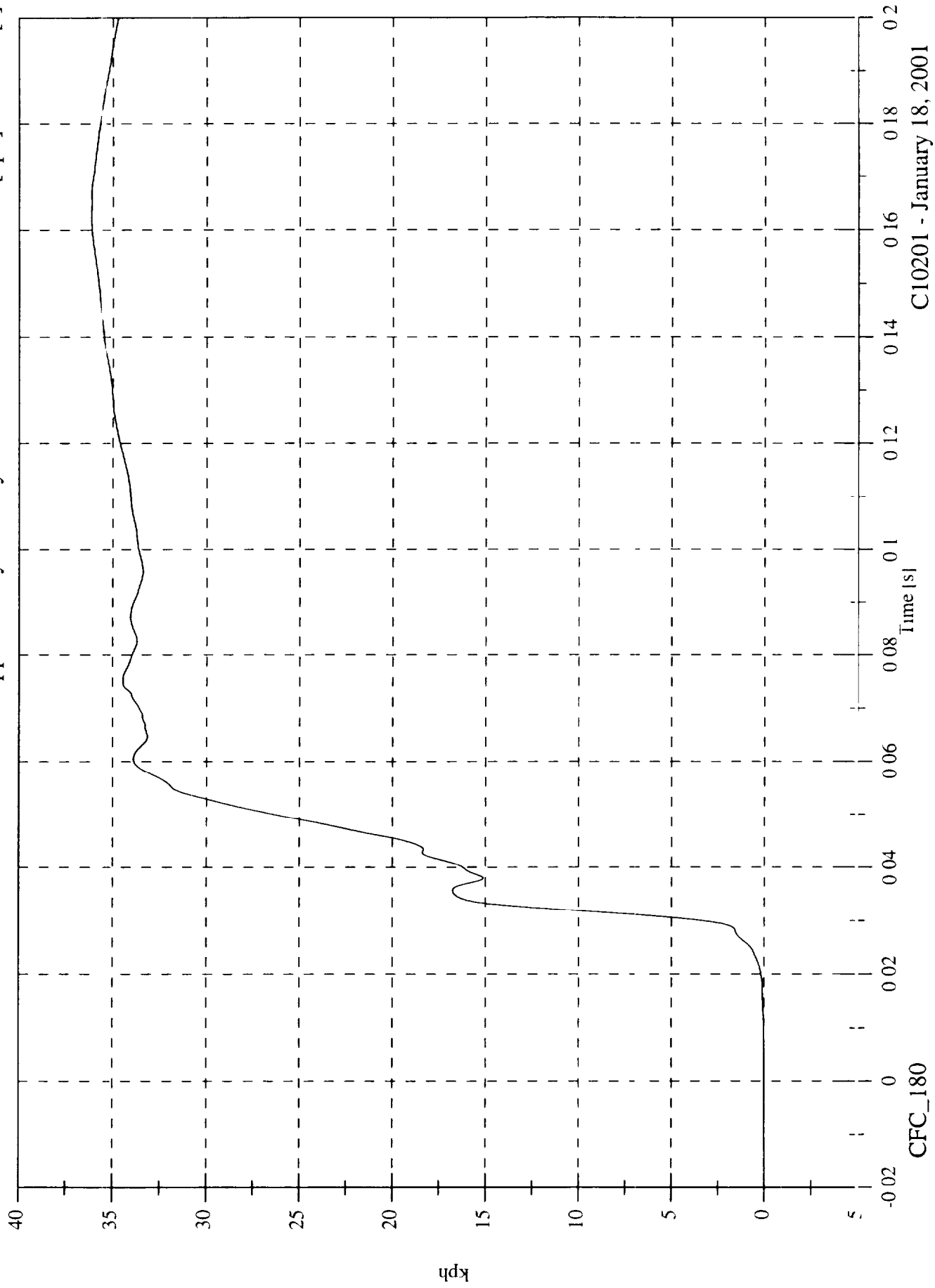


C10201 - January 18, 2001

FMVSS 214D Test 6 - 2001 Ford Mustang Convertible

P4 Upper Rib Ry Velocity

Max: 36.2 [kph] at 0.162 [s]
Min: -0.0 [kph] at -0.016 [s]



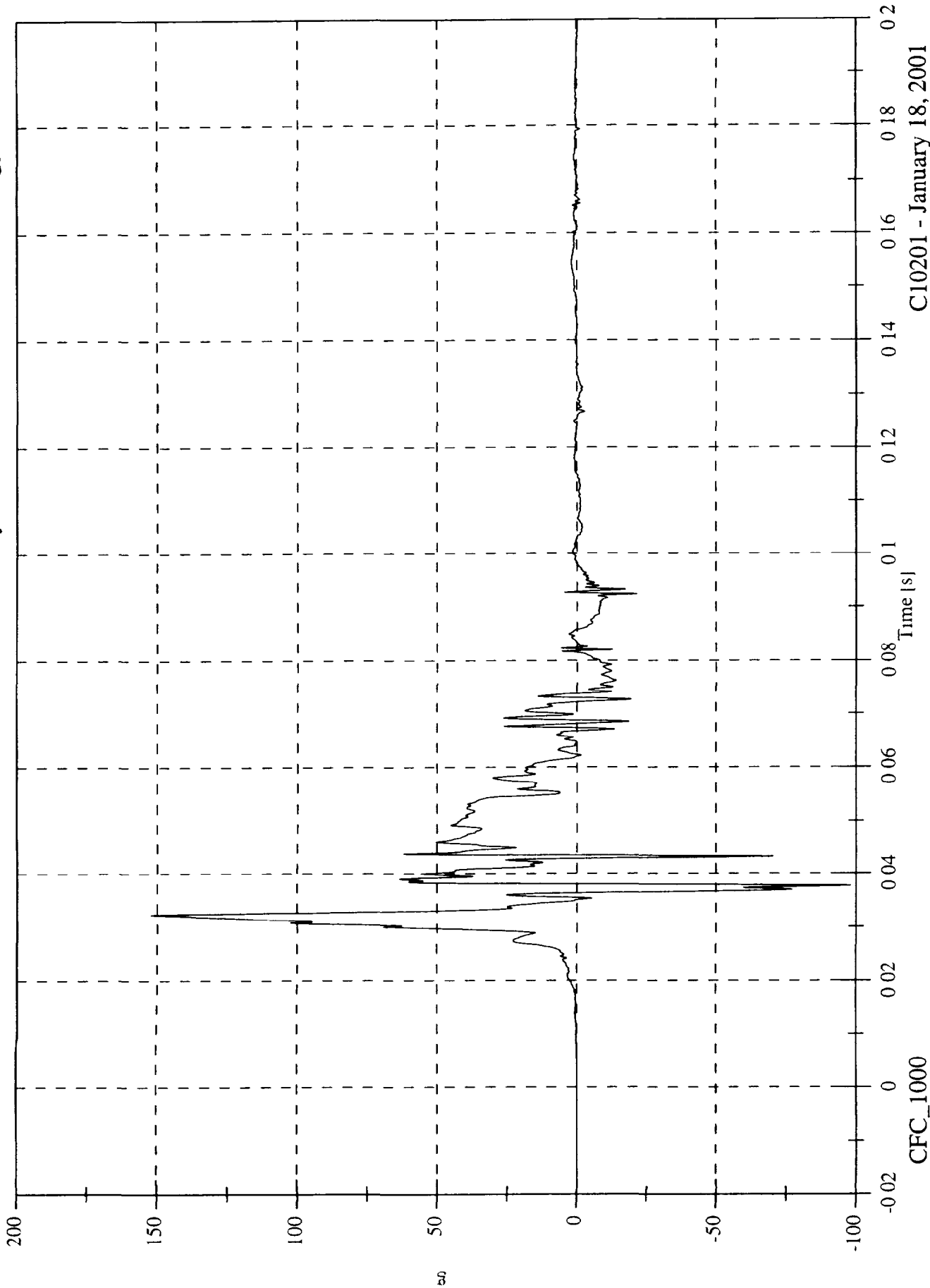
C10201 - January 18, 2001

FMVSS 214D Test 6 - 2001 Ford Mustang Convertible

P4 Lower Rib Ry

Max: 152.2 [g] at 0.032 [s]

Min: -97.9 [g] at 0.038 [s]

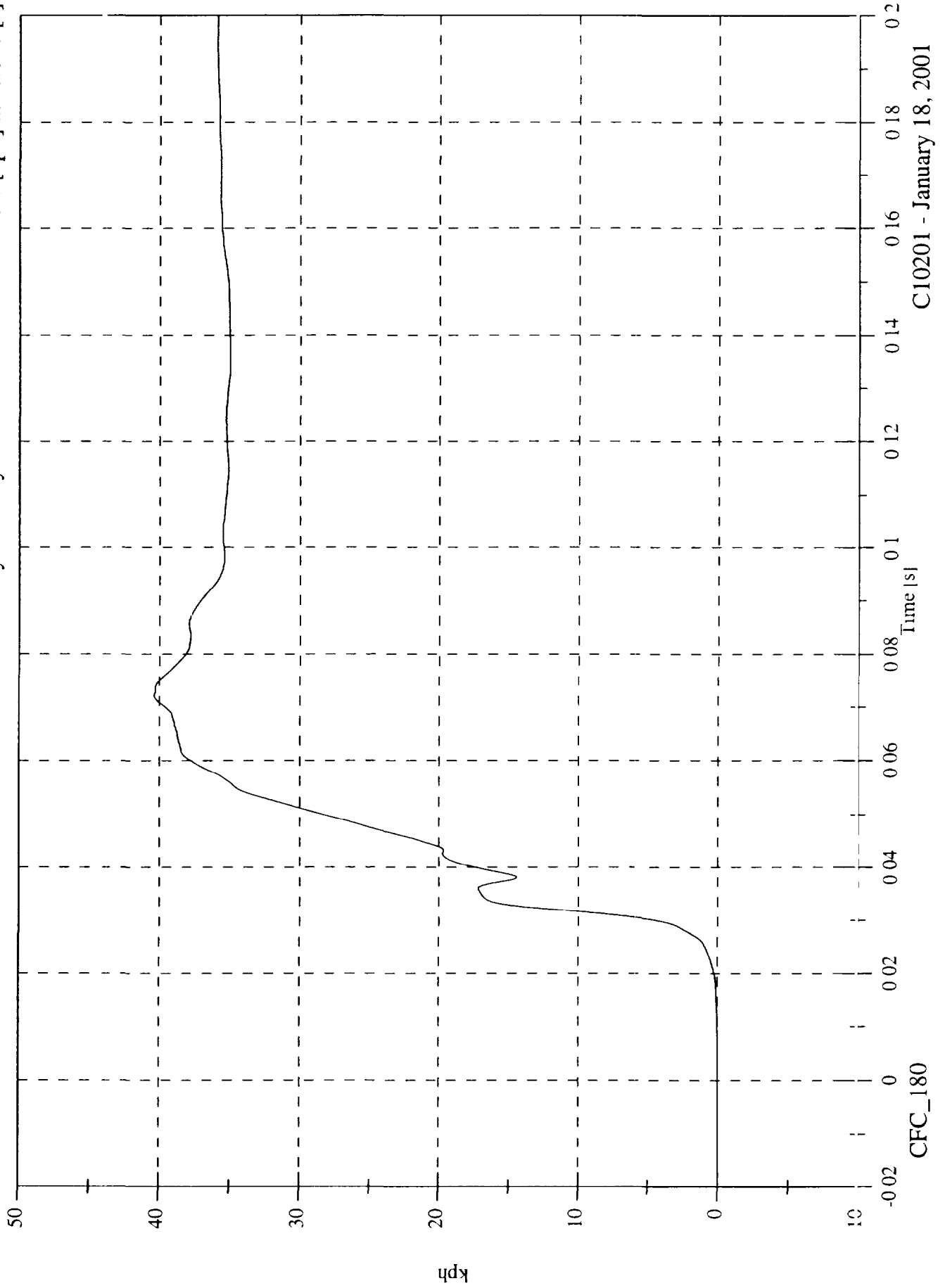


C10201 - January 18, 2001

FMVSS 214D Test 6 - 2001 Ford Mustang Convertible

P4 Lower Rib Ry Velocity

Max: 40.4 [kph] at 0.072 [s]
Min: -0.0 [kph] at -0.020 [s]

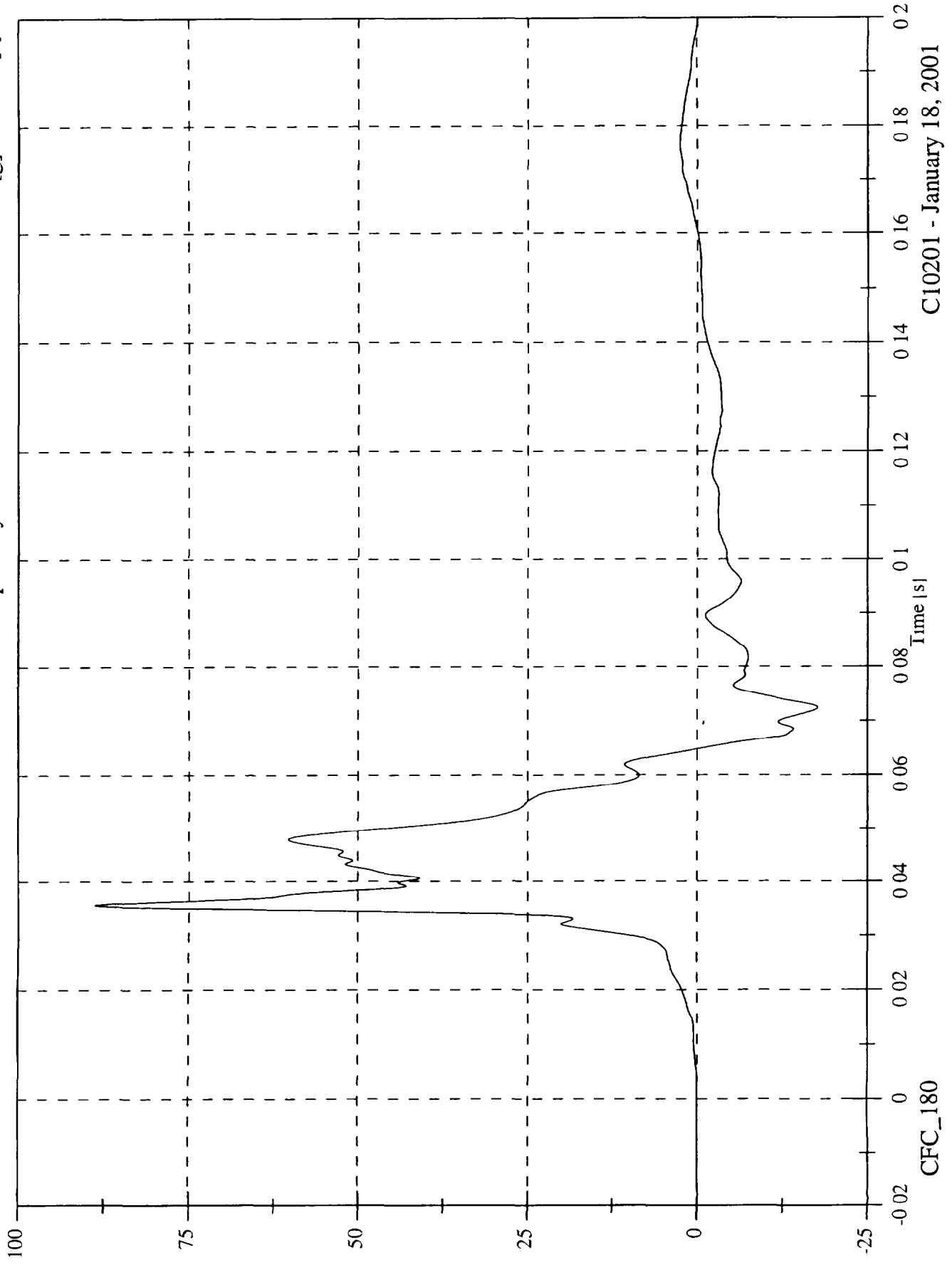


C10201 - January 18, 2001

FMVSS 214D Test 6 - 2001 Ford Mustang Convertible

P4 Lower Spine Ry

Max: 88.8 [g] at 0.036 [s]
Min: -17.7 [g] at 0.072 [s]

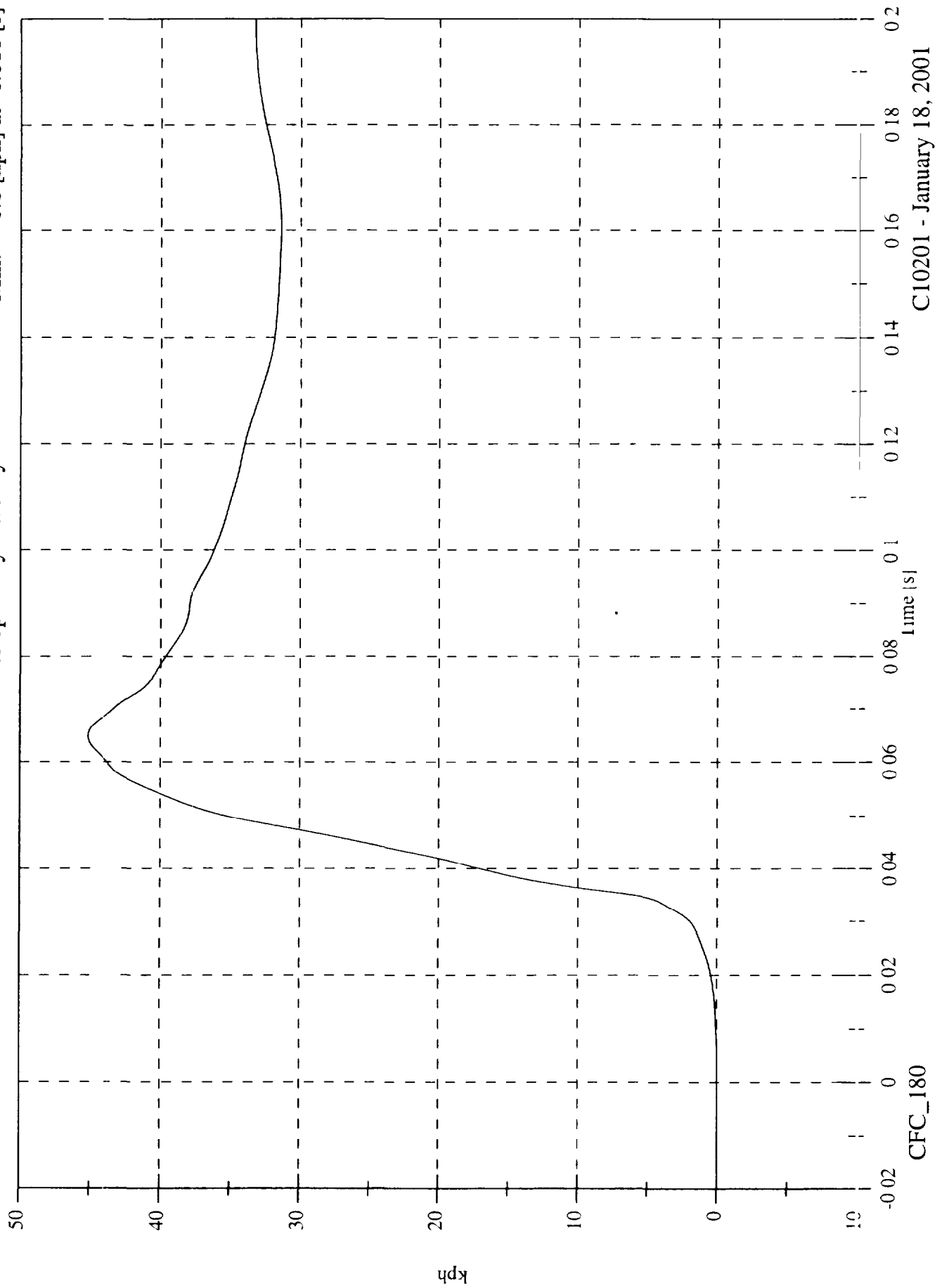


C10201 - January 18, 2001

FMVSS 214D Test 6 - 2001 Ford Mustang Convertible

P4 Lower Spine Ry Velocity

Max: 45.1 [kph] at 0.065 [s]
Min: -0.0 [kph] at -0.018 [s]

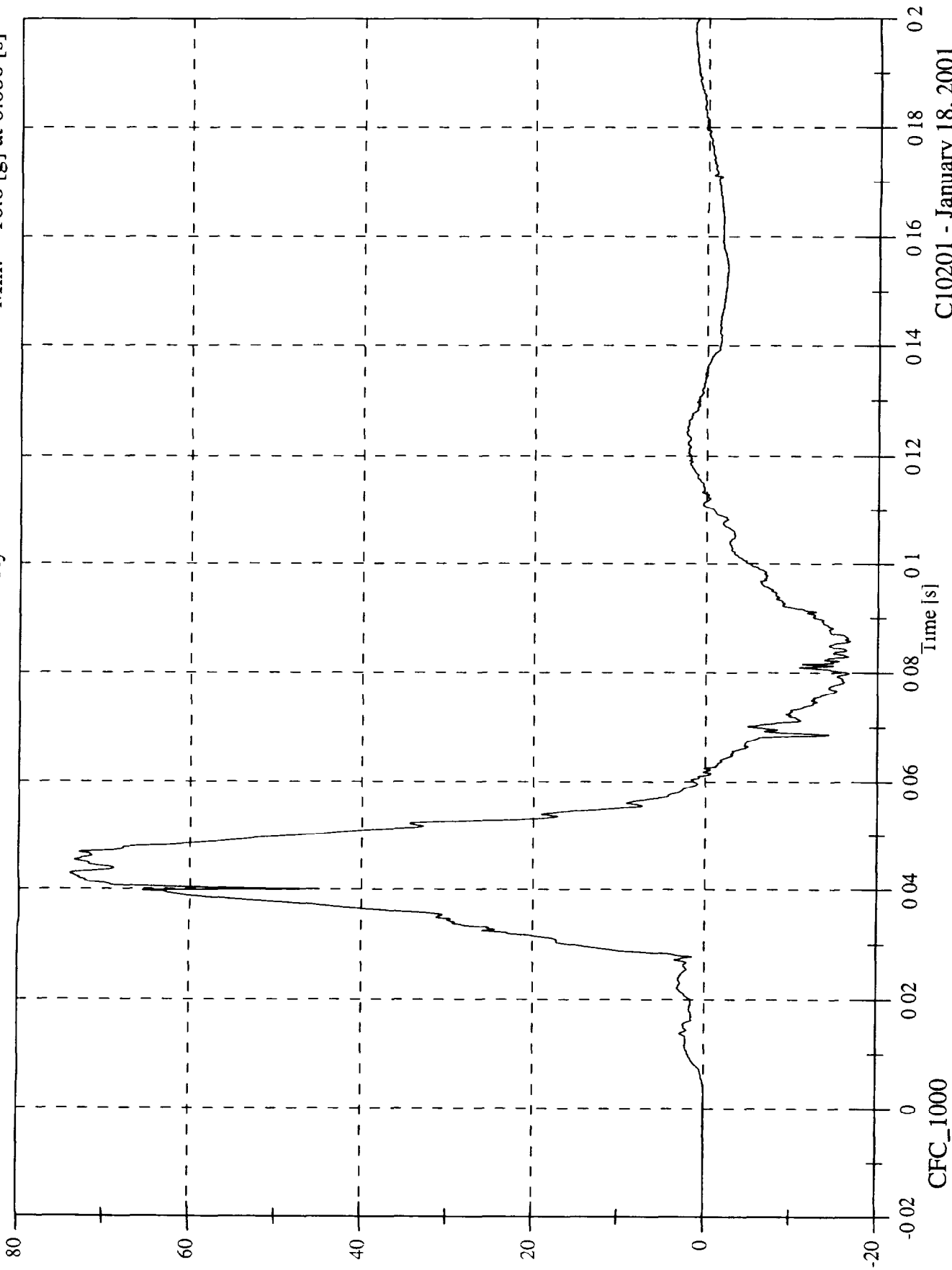


C10201 - January 18, 2001

FMVSS 214D Test 6 - 2001 Ford Mustang Convertible

P4 Pelvic Ry

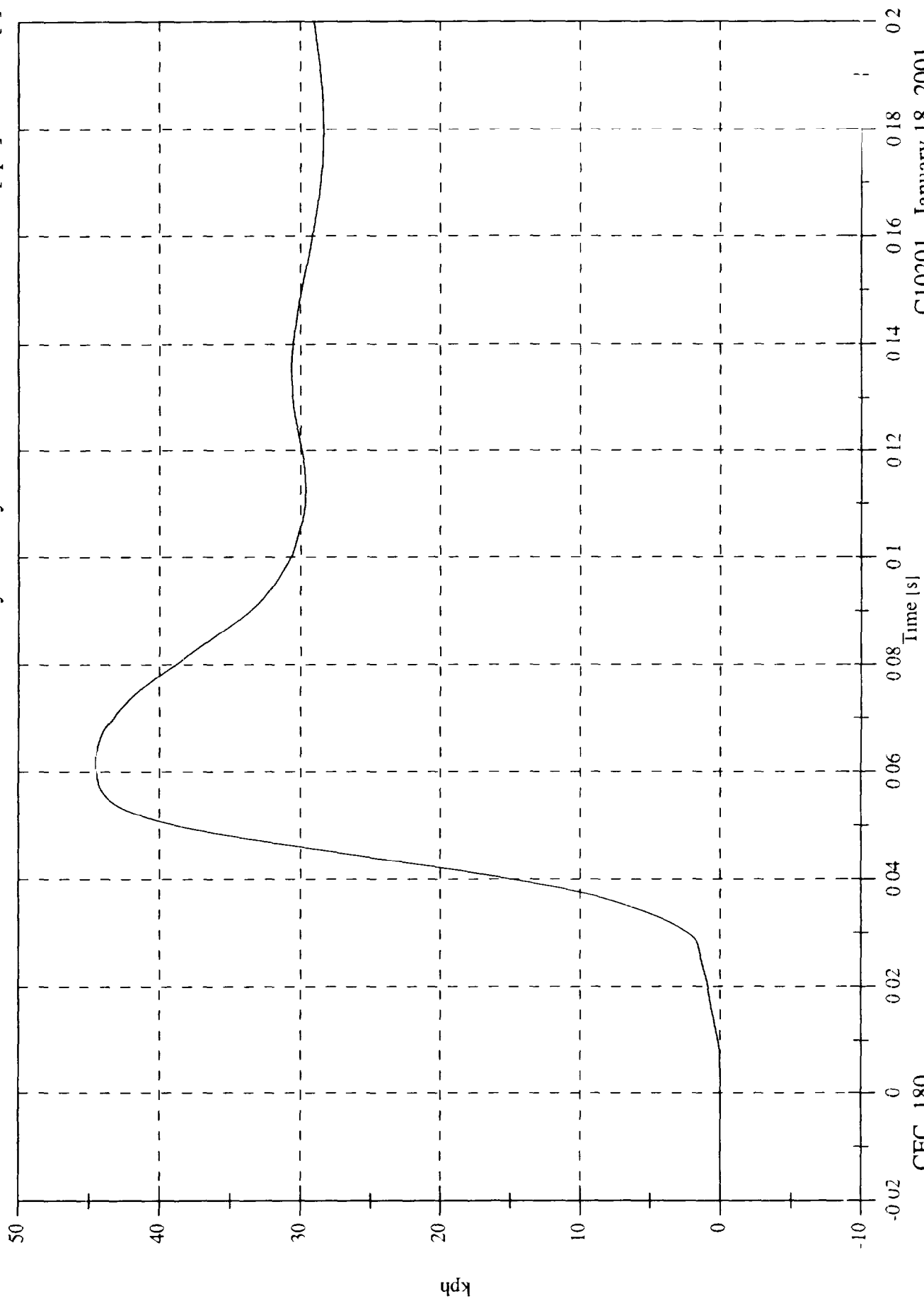
Max: 74.0 [g] at 0.043 [s]
Min: -16.8 [g] at 0.086 [s]



FMVSS 214D Test 6 - 2001 Ford Mustang Convertible

P4 Pelvic Ry Velocity

Max: 44.5 [kph] at 0.062 [s]
Min: -0.0 [kph] at -0.020 [s]



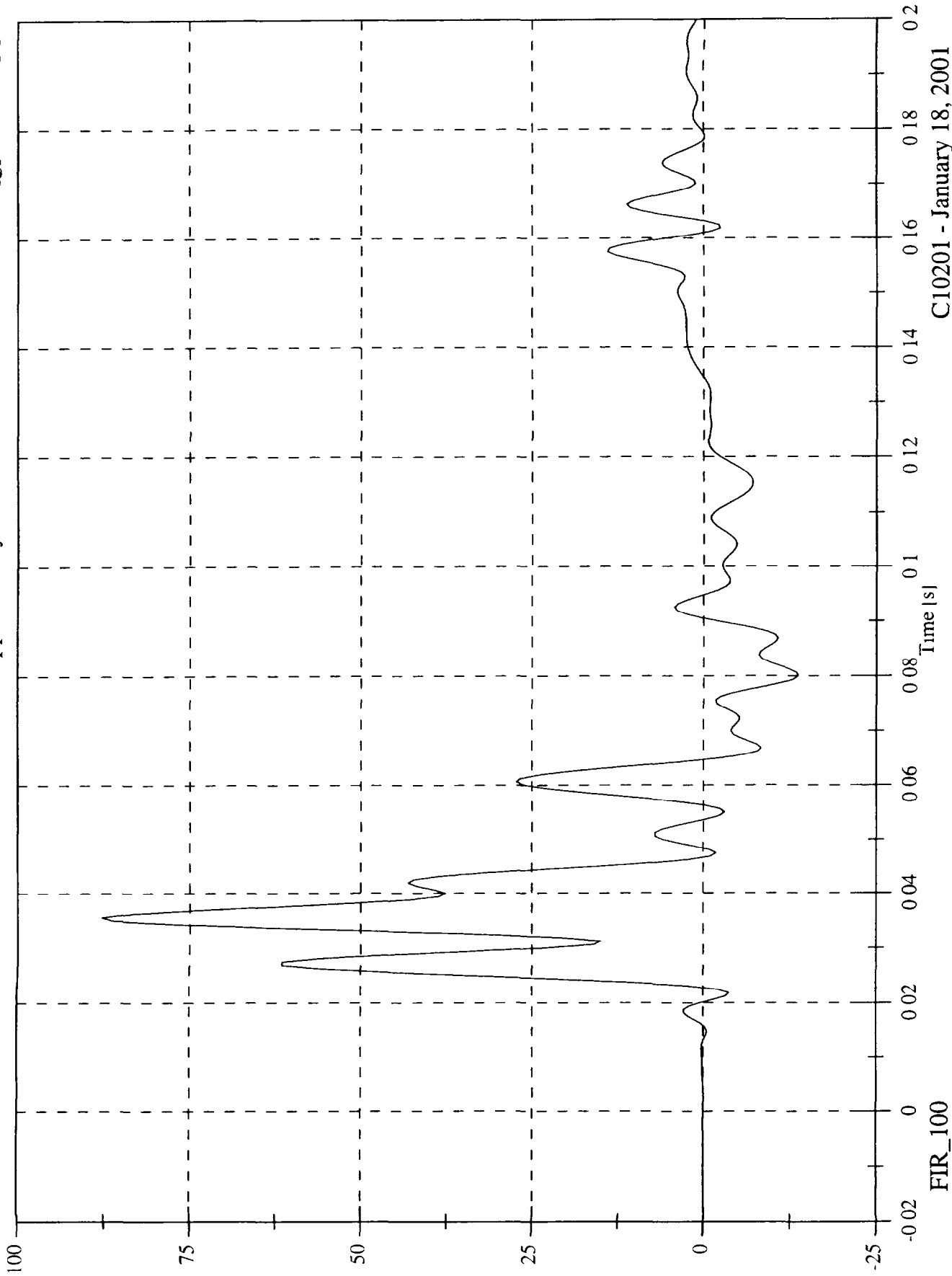
C10201 - January 18, 2001

CFC_180

FMVSS 214D Test 6 - 2001 Ford Mustang Convertible

P1 Upper Rib Ry

Max: 87.8 [g] at 0.036 [s]
Min: -13.7 [g] at 0.080 [s]

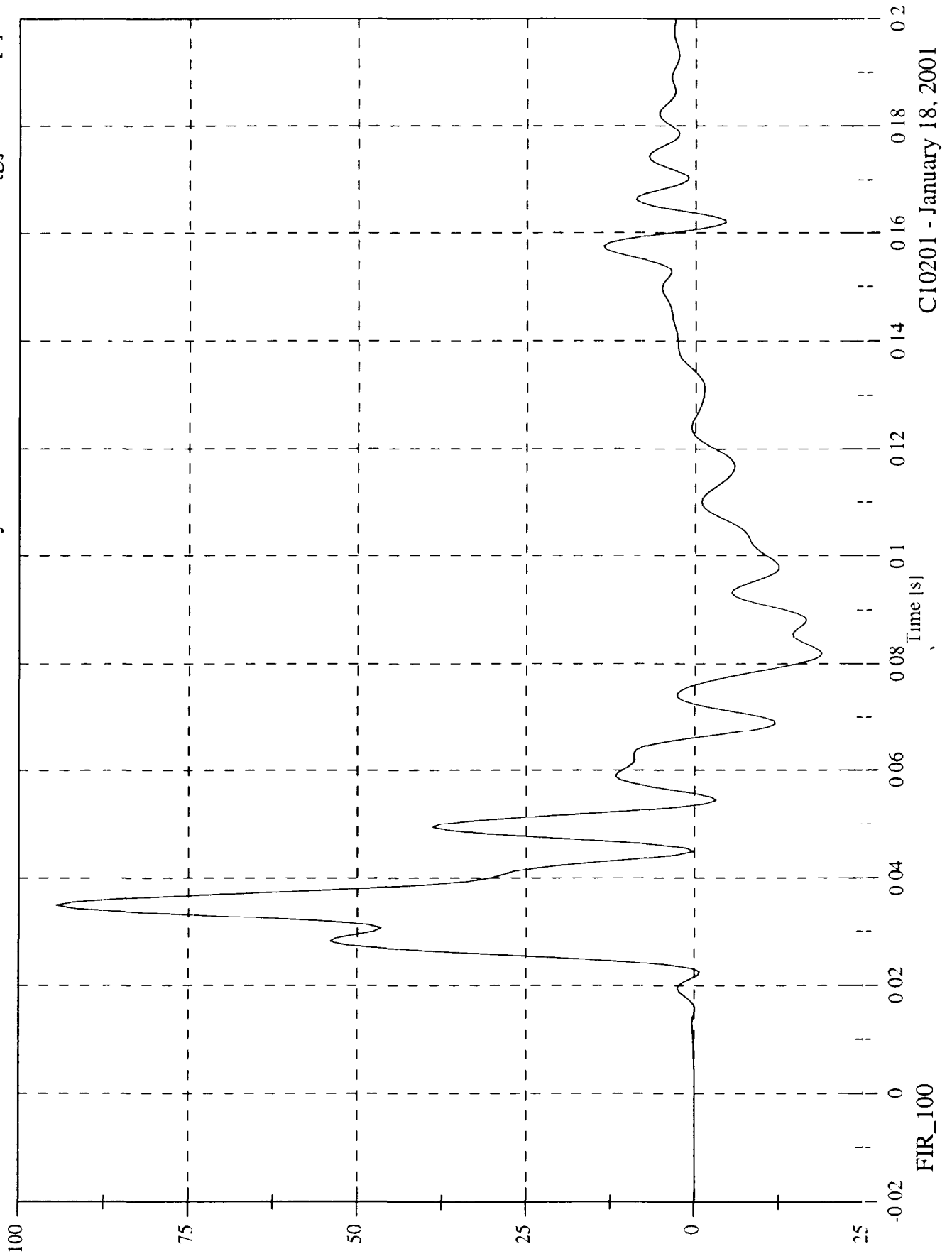


C10201 - January 18, 2001

FMVSS 214D Test 6 - 2001 Ford Mustang Convertible

P1 Lower Rib Ry

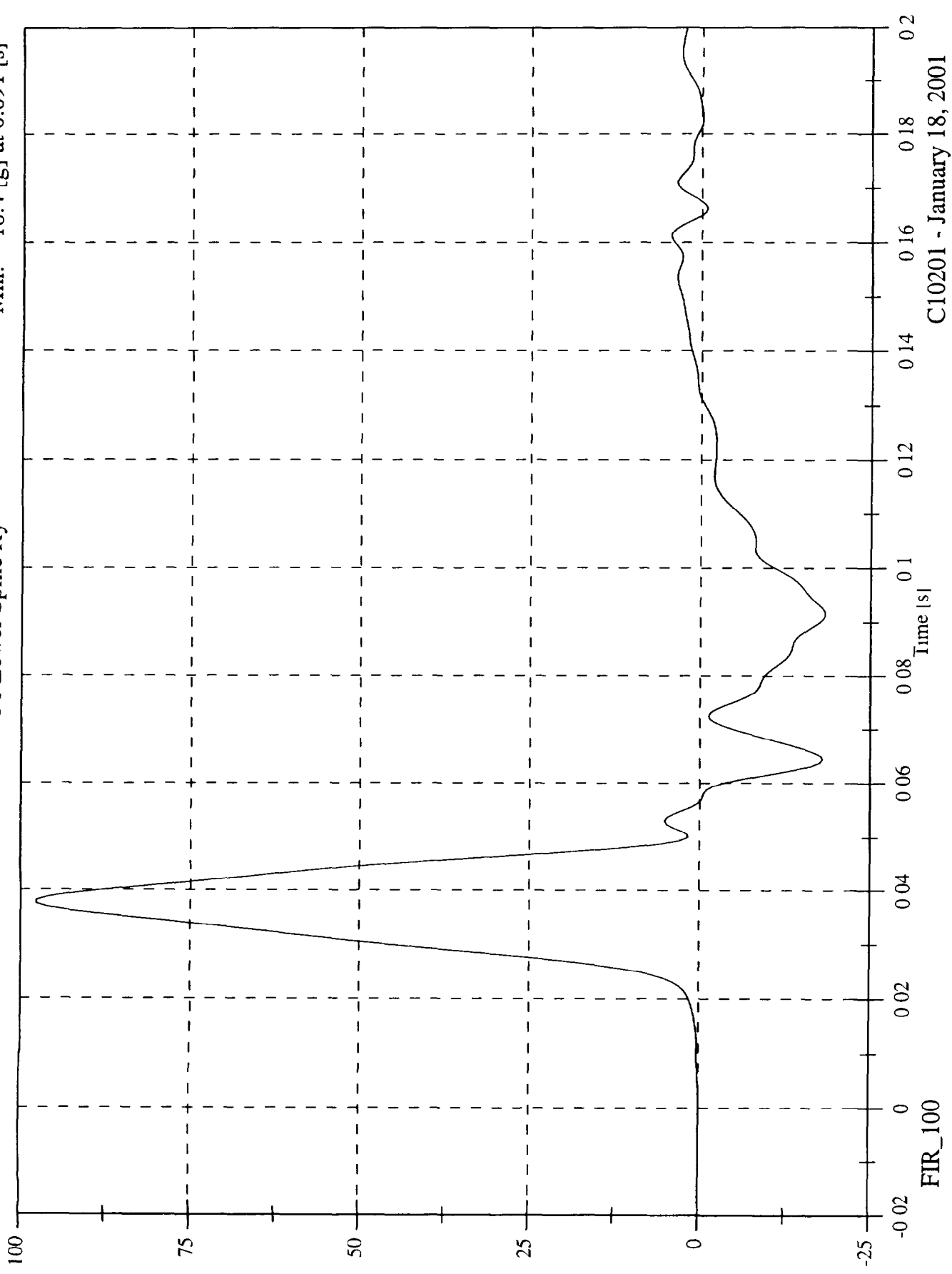
Max: 94.5 [g] at 0.035 [s]
Min: -18.8 [g] at 0.082 [s]



FMVSS 214D Test 6 - 2001 Ford Mustang Convertible

P1 Lower Spine Ry

Max: 97.8 [g] at 0.038 [s]
Min: -18.4 [g] at 0.091 [s]

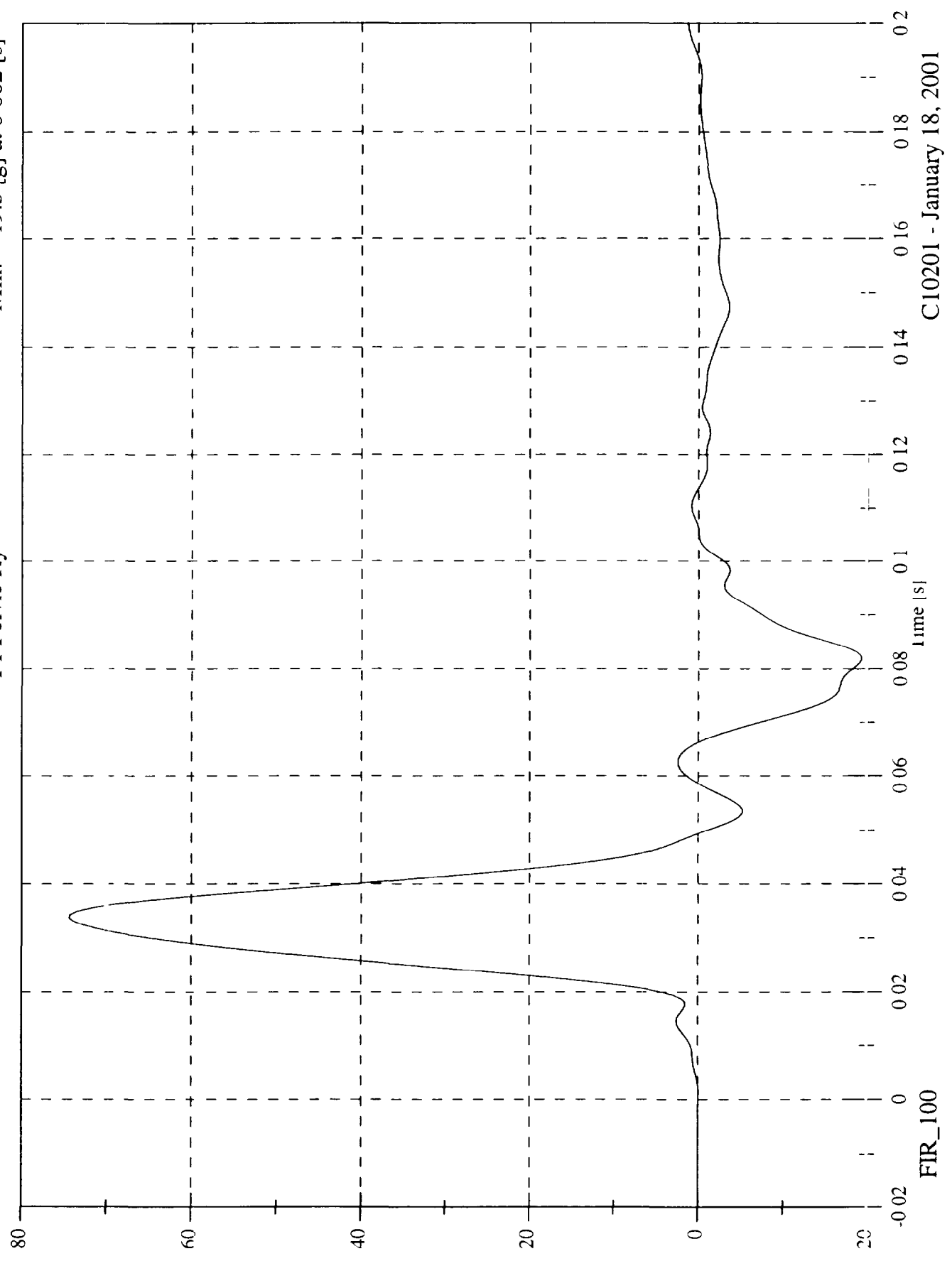


C10201 - January 18, 2001

FMVSS 214D Test 6 - 2001 Ford Mustang Convertible

P1 Pelvic Ry

Max: 74.4 [g] at 0.034 [s]
Min: -19.3 [g] at 0.082 [s]



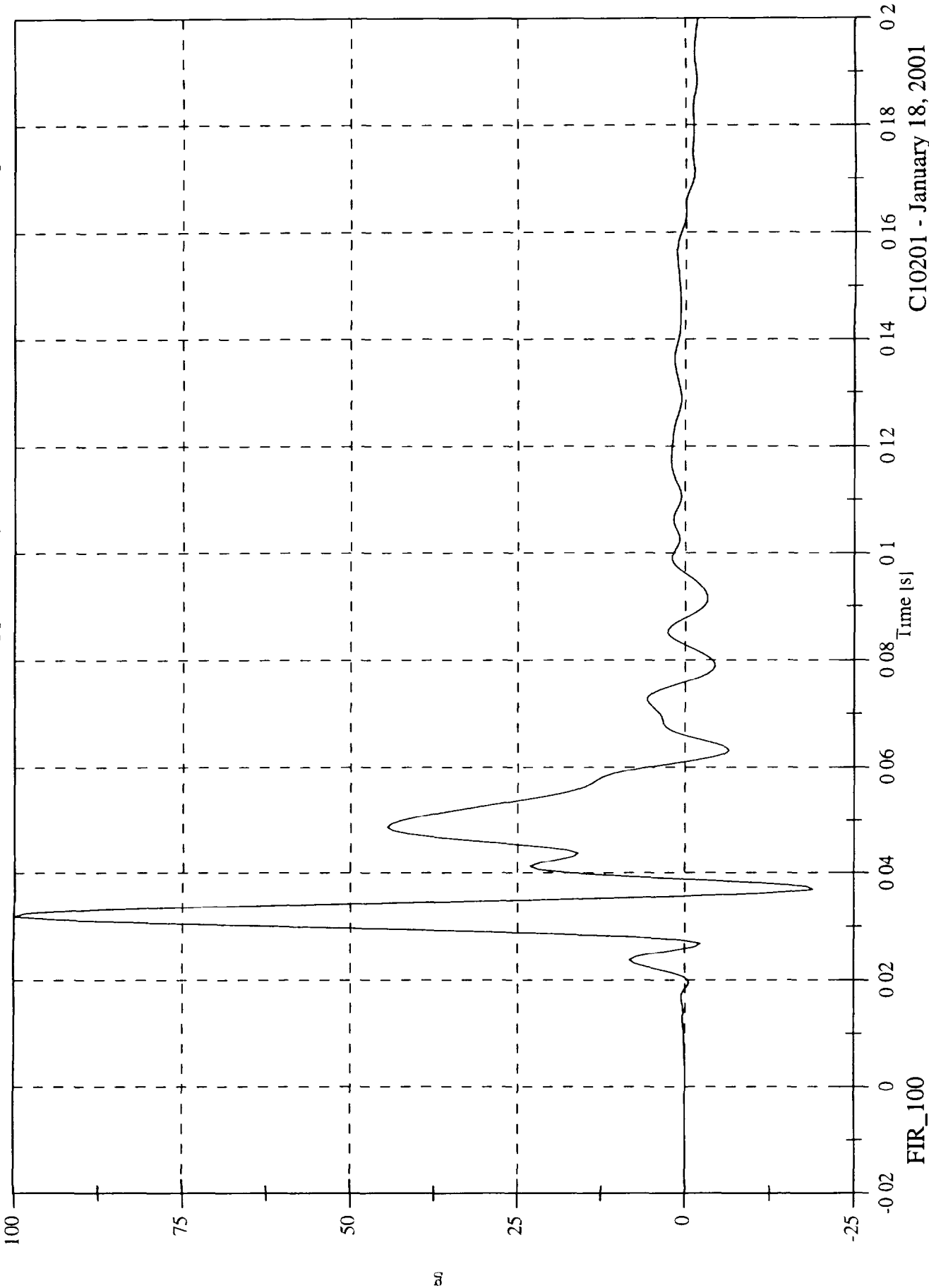
C10201 - January 18, 2001

FMVSS 214D Test 6 - 2001 Ford Mustang Convertible

P4 Upper Rib Ry

Max: 100.0 [g] at 0.032 [s]

Min: -19.0 [g] at 0.037 [s]



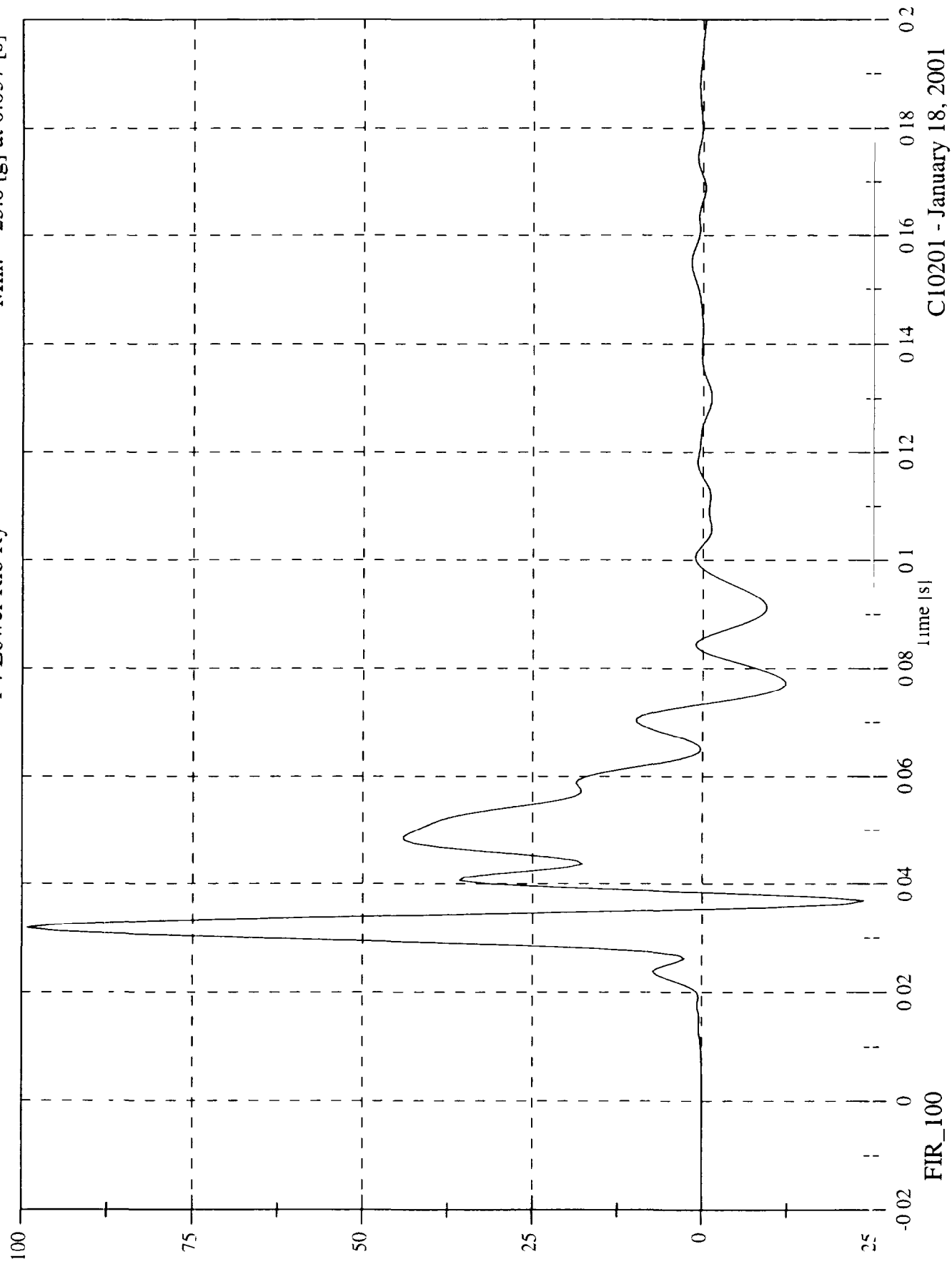
C10201 - January 18, 2001

FIR_100

FMVSS 214D Test 6 - 2001 Ford Mustang Convertible

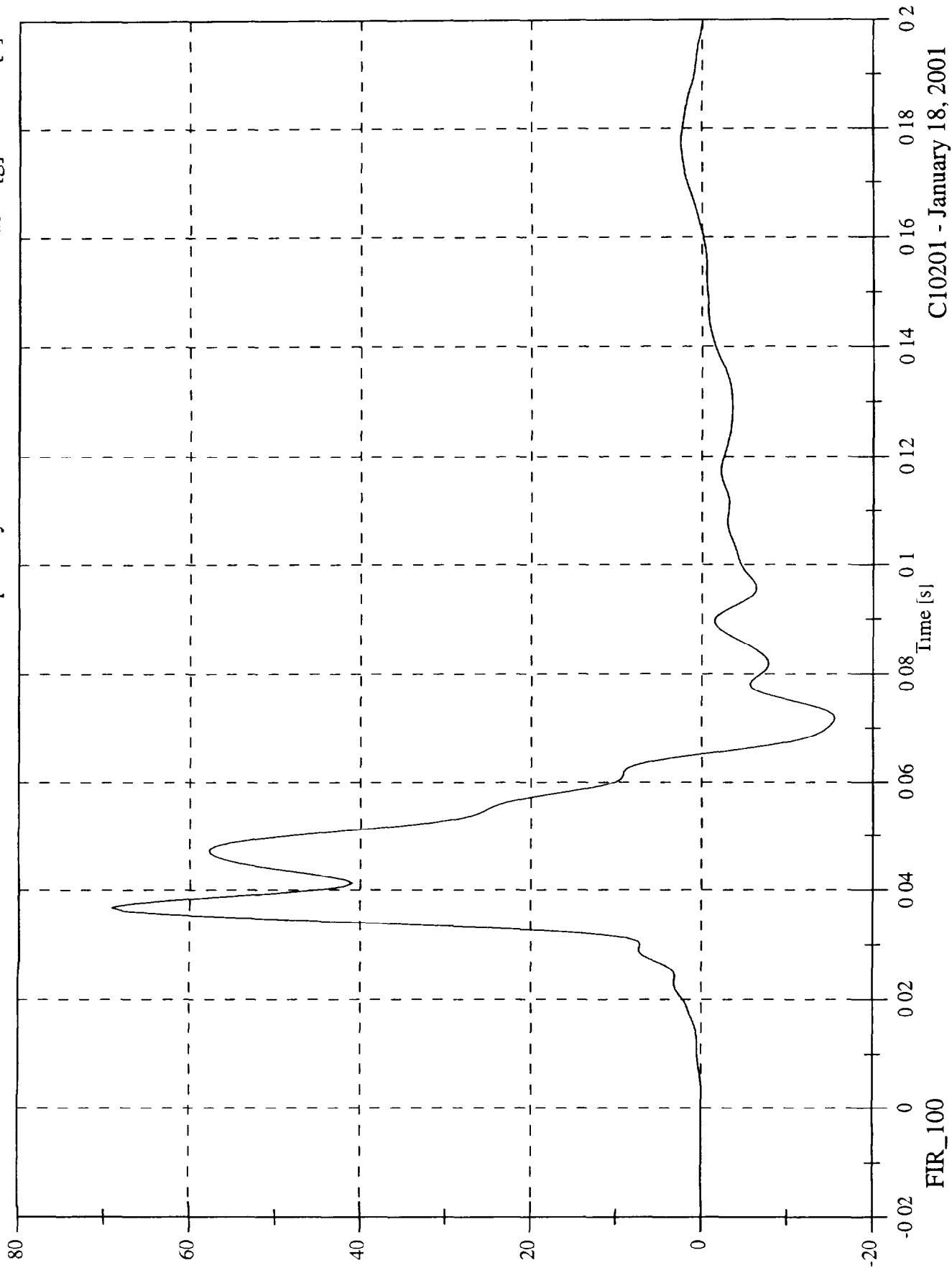
P4 Lower Rib Ry

Max: 99.2 [g] at 0.032 [s]
Min: -23.8 [g] at 0.037 [s]



FMVSS 214D Test 6 - 2001 Ford Mustang Convertible
P4 Lower Spine Ry

Max: 69.1 [g] at 0.037 [s]
Min: -15.6 [g] at 0.072 [s]

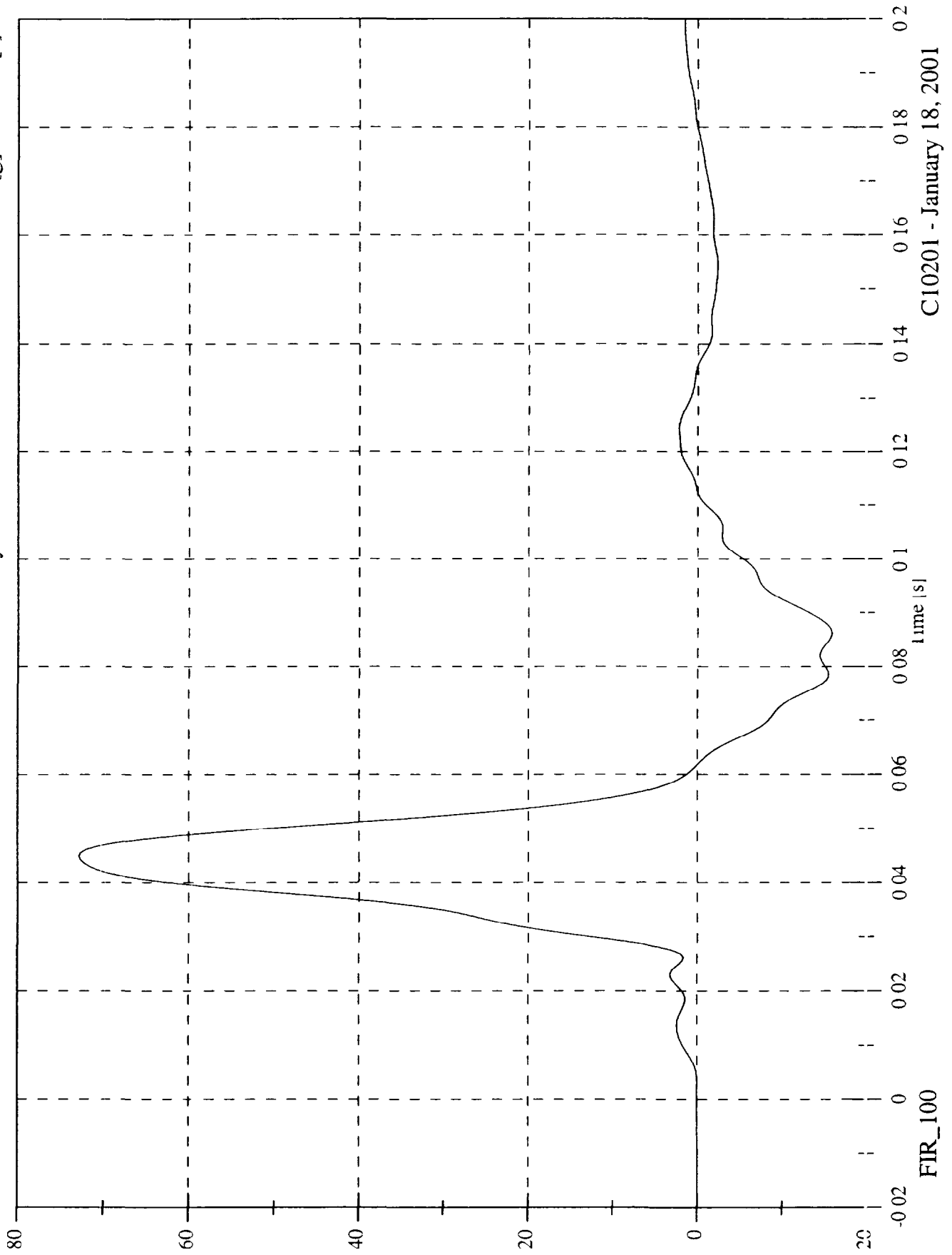


C10201 - January 18, 2001

FMVSS 214D Test 6 - 2001 Ford Mustang Convertible

P4 Pelvic Ry

Max: 72.9 [g] at 0.045 [s]
Min: -15.8 [g] at 0.086 [s]



C10201 - January 18, 2001

APPENDIX C

SID CONFIGURATION AND PERFORMANCE VERIFICATION DATA

SUMMARY
SID PRE & POST TEST CALIBRATION
CONFIGURED FOR LEFT SIDE IMPACT

Date 1/21/01, 1/29/01 Sequential Test Number 14, 15
 Laboratory Technician B Swiecicki

TEST PARAMETER	SPECIFICATION	SID NO 013		SID NO 015	
		PRE TEST	POST TEST	PRE TEST	POST TEST
SH- Seated Height (mm)	889 - 909	902	902	902	902
RH- Rib Height (mm)	501 - 521	511	512	511	511
HP- Hip Pivot Height (mm)	99 ref	99	99	99	99
RD- Rib from Back Line (mm)	229 - 241	239	236	236	239
KV- Knee Pivot from Back Line (mm)	511 - 526	521	518	518	521
SW- Knee Pivot to Floor (mm)	490 - 505	493	493	493	493
HW- Hip Width (mm)	356 - 391	343	373	371	373
THORAX IMPACTS					
TEMPERATURE (°C)	18.9 - 25.5	21.1	21.7	21.7	21.7
RELATIVE HUMIDITY (%)	10 - 70	31	31	32	30
PROBE SPEED (m/s)	4.27 - 4.33	4.29	4.29	4.30	4.29
UPPER RIB (g's)	37 - 46	38.9	38.8	40.9	44.4
LOWER RIB (g's)	37 - 46	38.2	38.1	41.5	37.8
LOWER SPINE (g's)	15 - 22	21.0	20.2	22.8	21.3
PELVIS IMPACT					
TEMPERATURE (°C)	18.9 - 25.5	21.1	21.7	21.7	21.7
RELATIVE HUMIDITY (%)	10 - 70	31	31	32	30
PROBE SPEED (m/s)	4.27 - 4.33	4.27	4.29	4.27	4.28
PELVIS (g's)	40 - 60	43.5	44.1	41.0	52.7

REMARKS: None

CALIBRATION TEST RESULTS

PRE-TEST

SID NO.: 013

CONFIGURED FOR LEFT SIDE IMPACT

**CALIBRATION TEST RESULTS SUMMARY
PRE-TEST**

CONFIGURED FOR LEFT SIDE IMPACT

SID Serial No 013 Sequential Test Number 1
Date 1/8/01 Laboratory Technician B Swiecicki

TEST	COMMENTS
EXTERNAL DIMENSIONS	Passed all requirements
THORACIC SHOCK ABSORBER TEST	Passed all requirements
LATERAL THORAX IMPACT TEST	Passed all requirements
LATERAL PELVIS IMPACT TEST	Passed all requirements
HEAD DROP TEST*	Passed all requirements
ABDOMINAL COMPRESSION TEST*	Passed all requirements
LUMBAR FLEXION TEST*	Passed all requirements

* Test not required for SID certification

REMARKS: None

**EXTERNAL DIMENSIONS
PRE-TEST**

CONFIGURED FOR LEFT SIDE IMPACT

SID Serial No 013 Sequential Test Number 1
Date 1/8/01 Laboratory Technician B Swiecicki

TEST PARAMETER	SPECIFICATION	TEST RESULTS
SH- Seated Height (mm)	889 - 909	902
RH- Rib Height (mm)	502 - 520	511
HP- Hip Pivot Height (mm)	99 ref	99
RD- Rib from Back Line (mm)	229 - 241	239
KH- Knee Pivot from Back Line (mm)	511 - 526	521
KV- Knee Pivot to Floor (mm)	490 - 505	493
HW- Hip Width (mm)	356 - 391	343

REMARKS: None

**THORACIC SHOCK ABSORBER TESTS
PRE-TEST**

CONFIGURED FOR LEFT SIDE IMPACT

SID Serial No 013 Sequential Test Number 14
 Date 9/26/00 Laboratory Technician B Swiecicki

DAMPER IDENTIFICATION 013

TEST PARAMETER		SPECIFICATION	TEST RESULTS
TEMPERATURE (°C)		18.9 - 25.5	21.1
RELATIVE HUMIDITY (%)		10 - 70	30
VELOCITY 3.05 m/s	FORCE (N)	836 - 1125	1046
	DISPLACEMENT (mm)	30 - 35	30
VELOCITY 4.27 m/s	FORCE (N)	1730 - 2099	1899
	DISPLACEMENT (mm)	32 - 37	34
VELOCITY 6.10 m/s	FORCE (N)	3741 - 4448	4263
	DISPLACEMENT (mm)	33 - 40	36

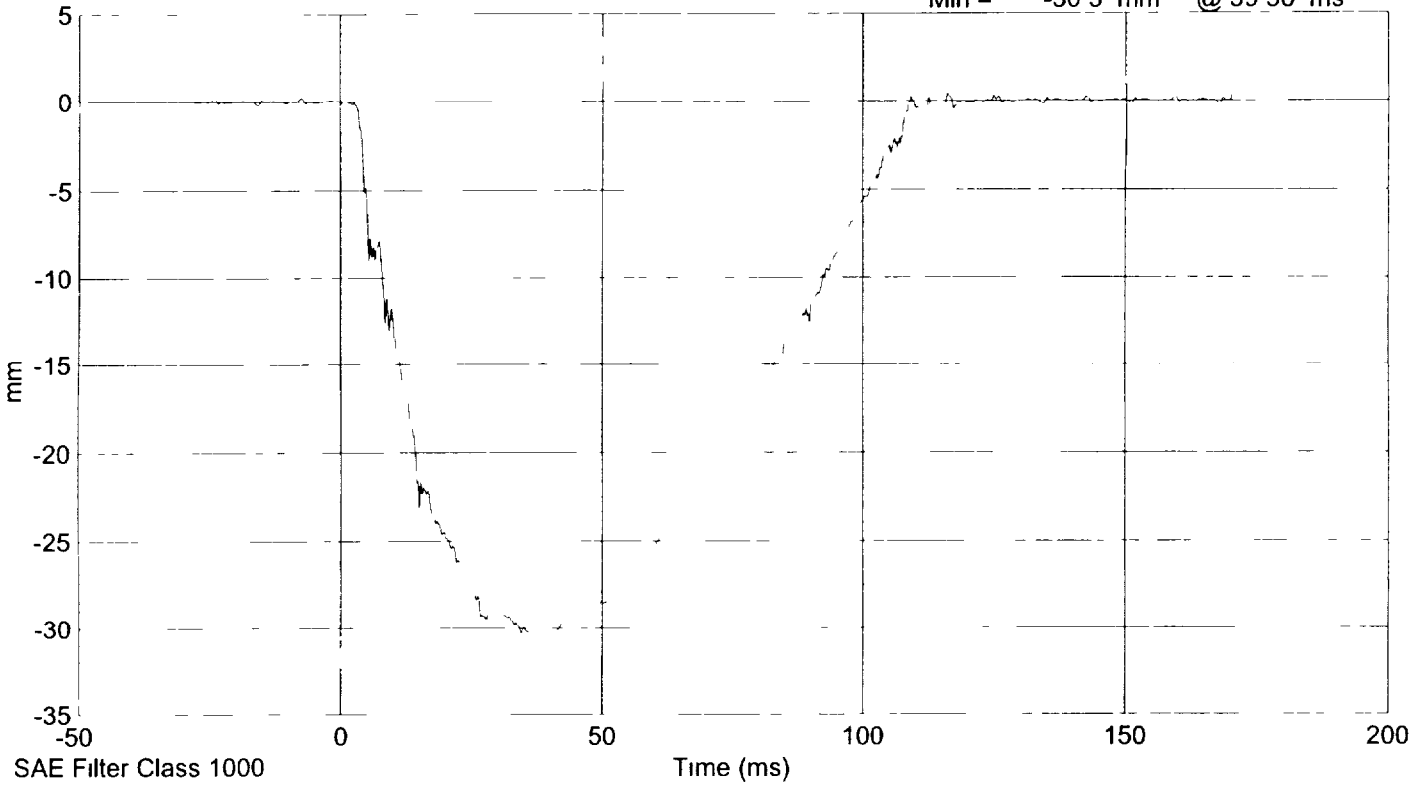
DAMPER SETTING 5

REMARKS: None

SID 013 Shock Absorber Impact Test @ 3 048 m/s

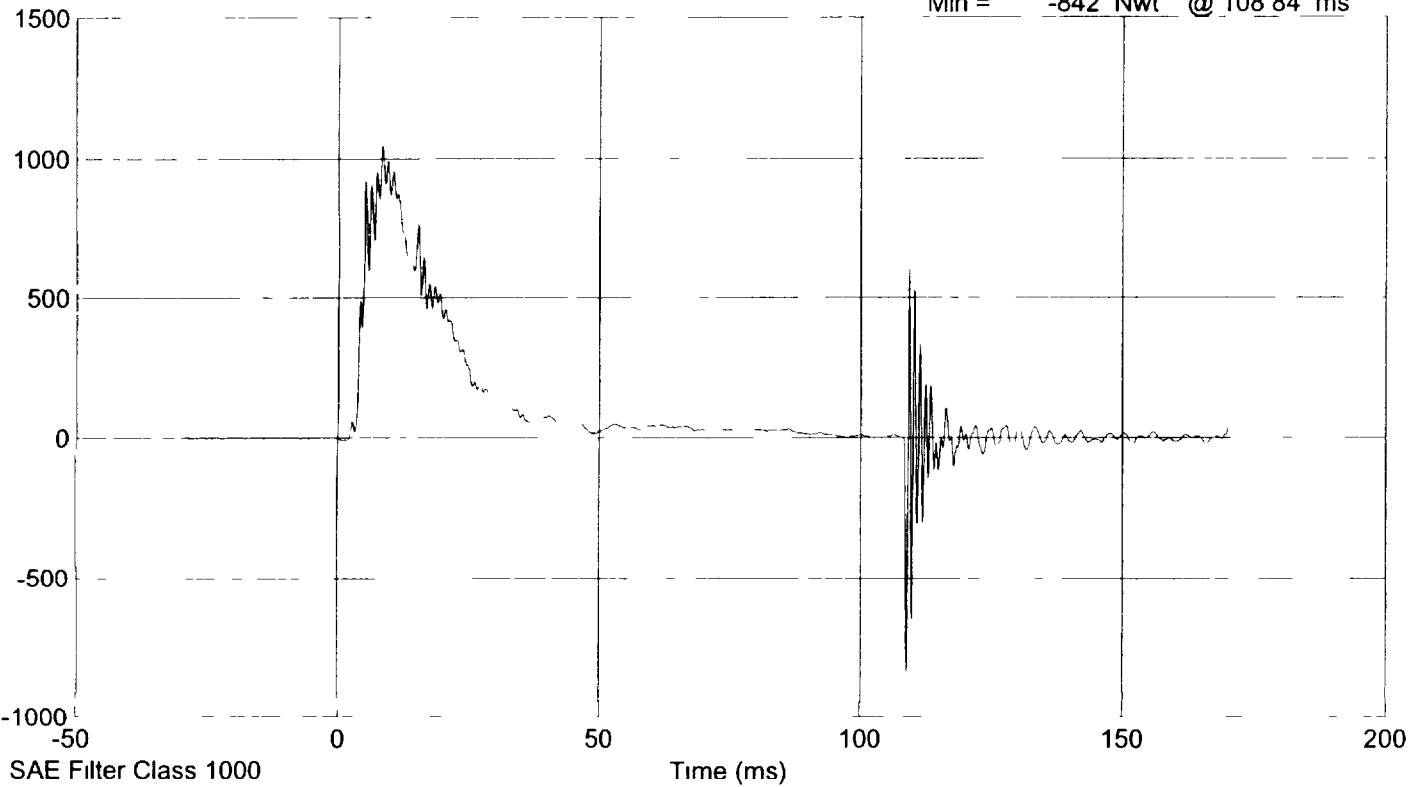
Displacement

Max = 0.434 mm @ 170.04 ms
Min = -30.3 mm @ 39.36 ms

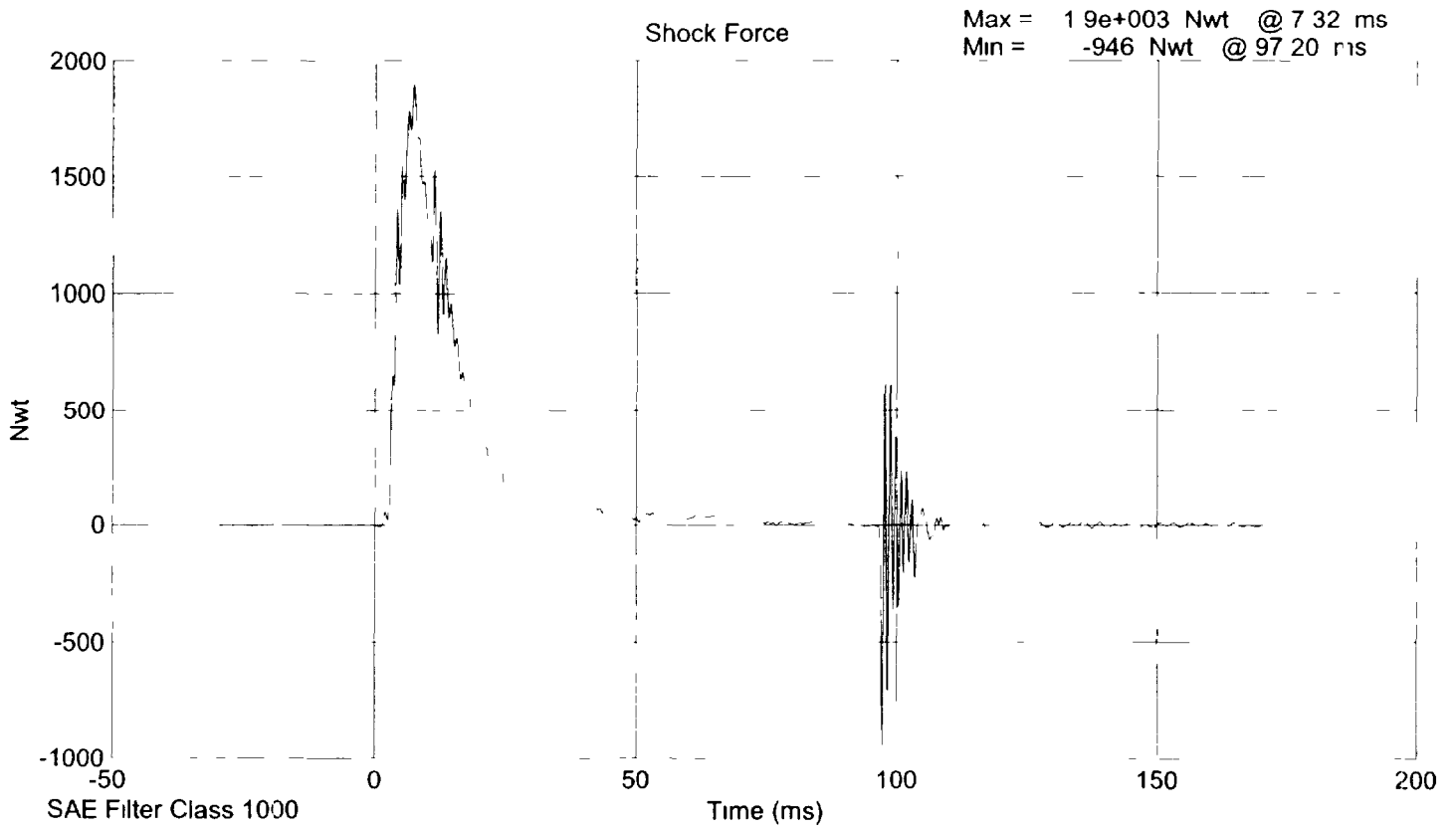
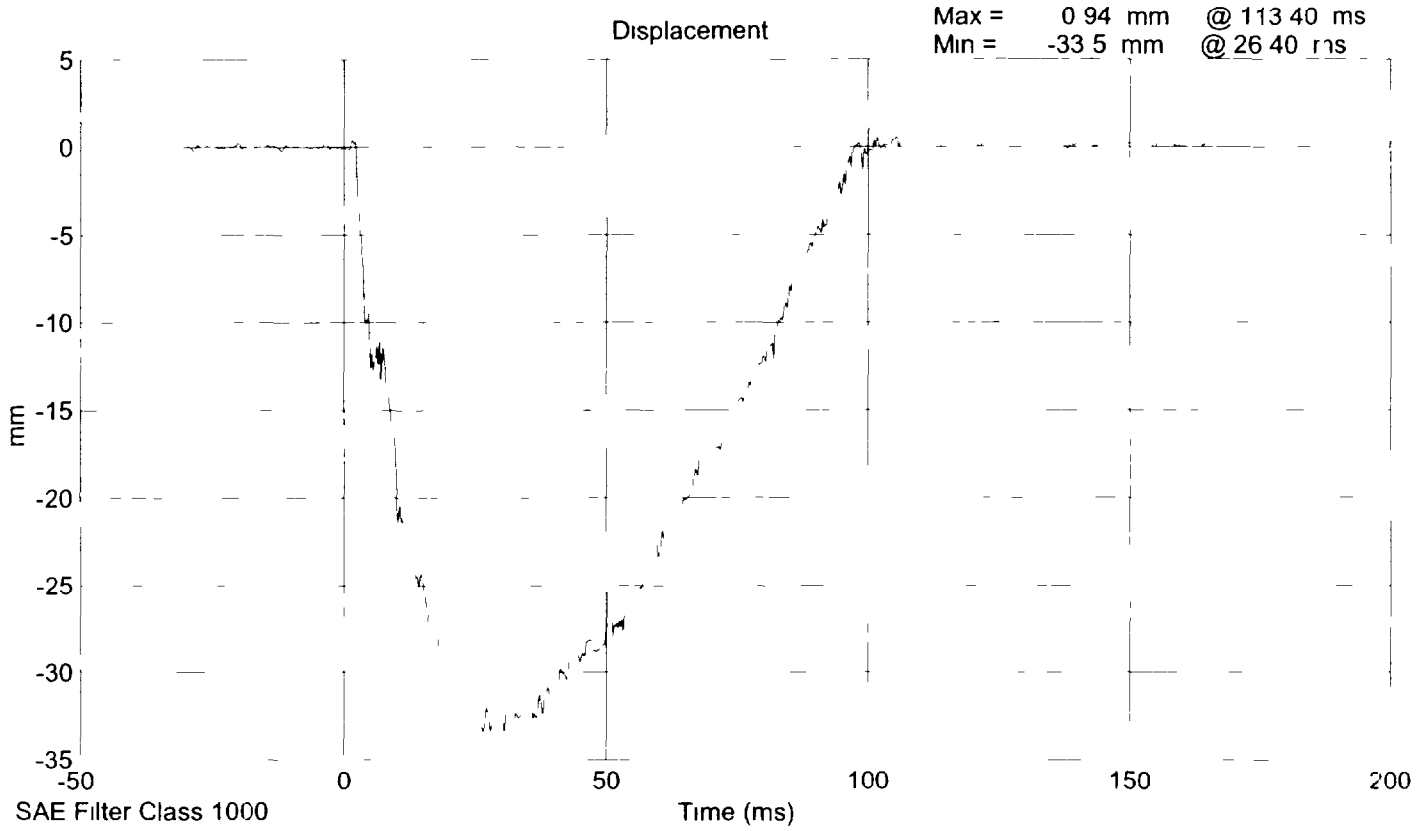


Shock Force

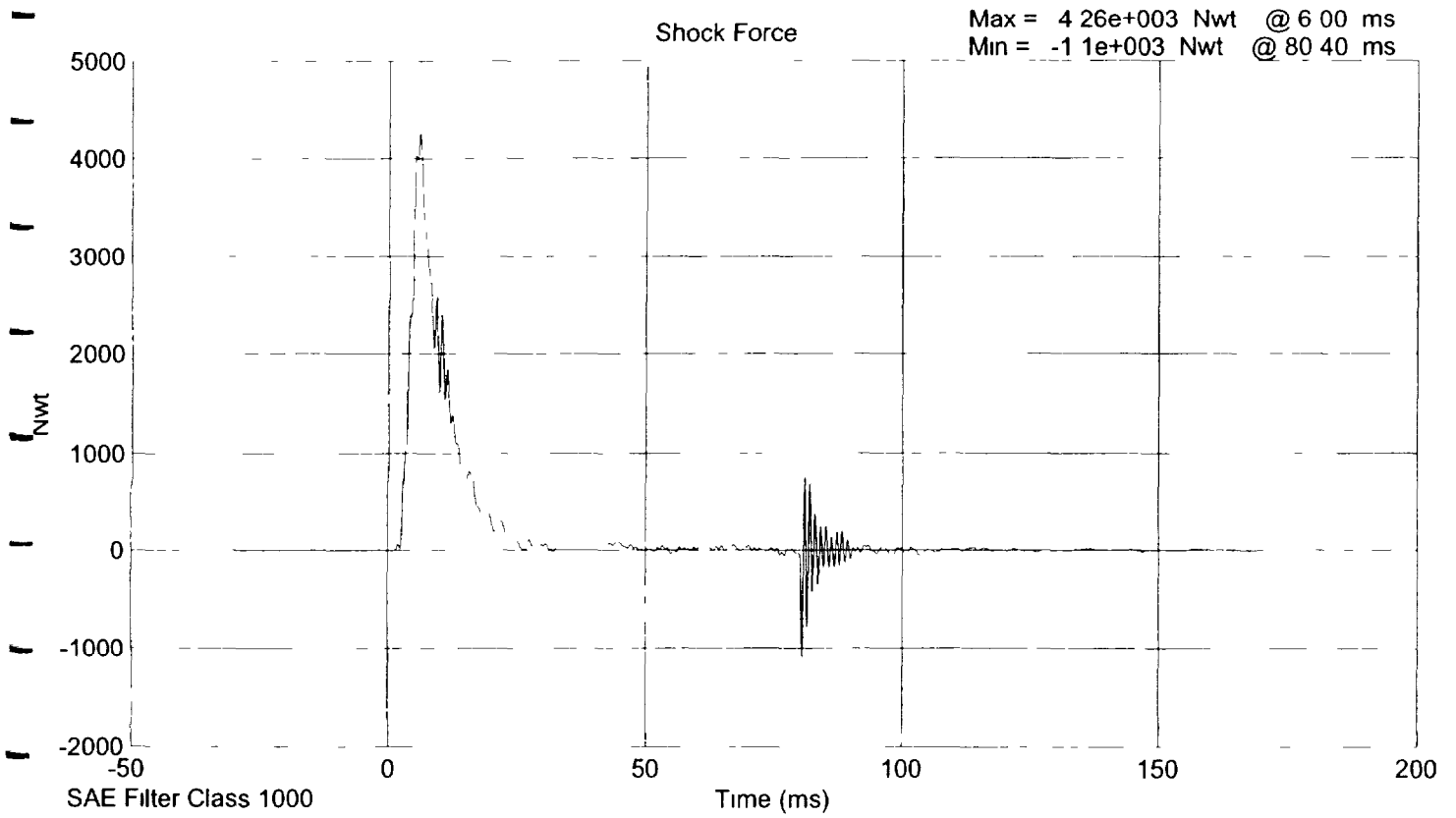
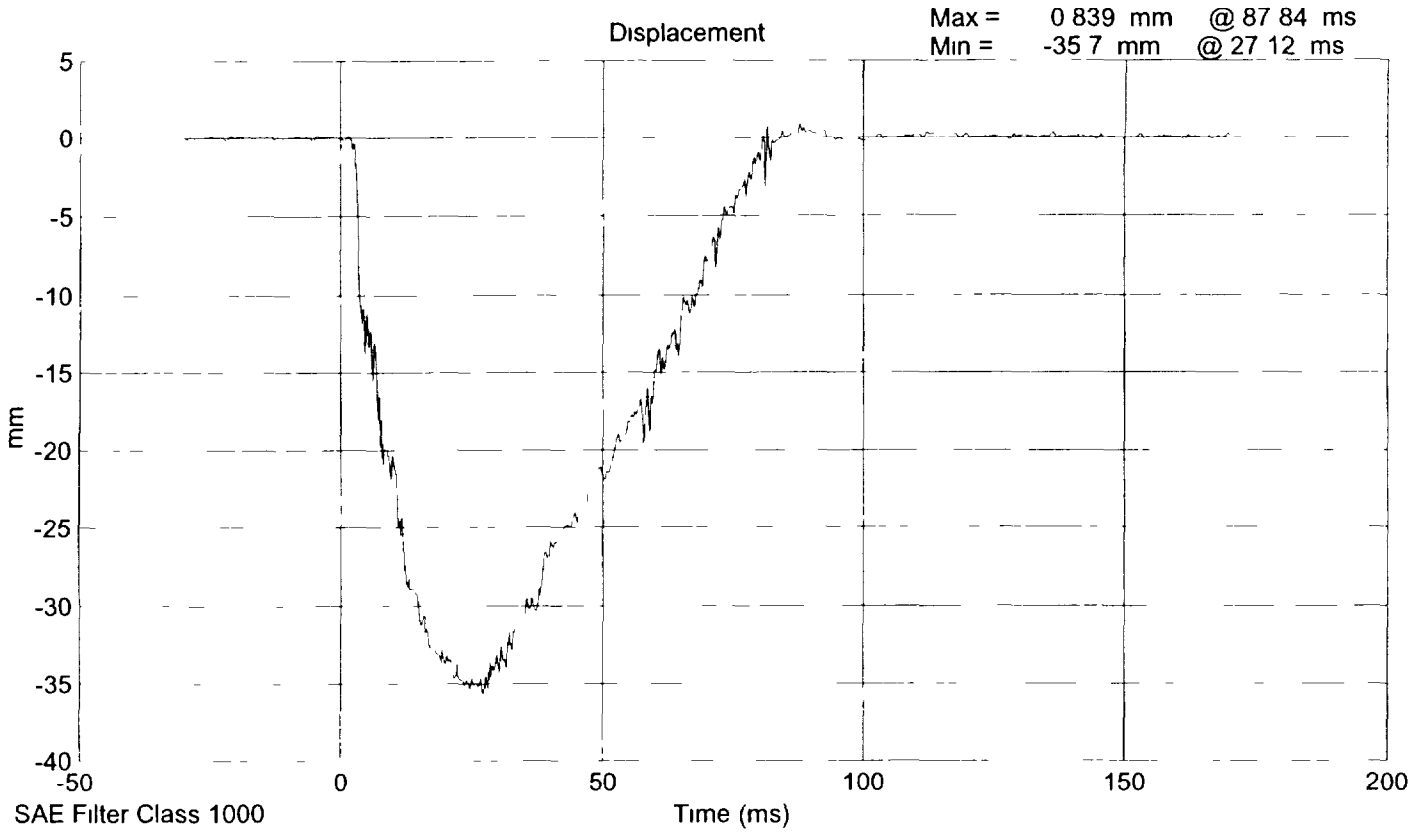
Max = 1.05e+003 Nwt @ 8.28 ms
Min = -842 Nwt @ 108.84 ms



SID 013 Shock Absorber Impact Test @ 4 2672 m/s



SID 013 Shock Absorber Impact Test @ 6 096 m/s



**LATERAL THORAX IMPACT TEST
PRE-TEST**

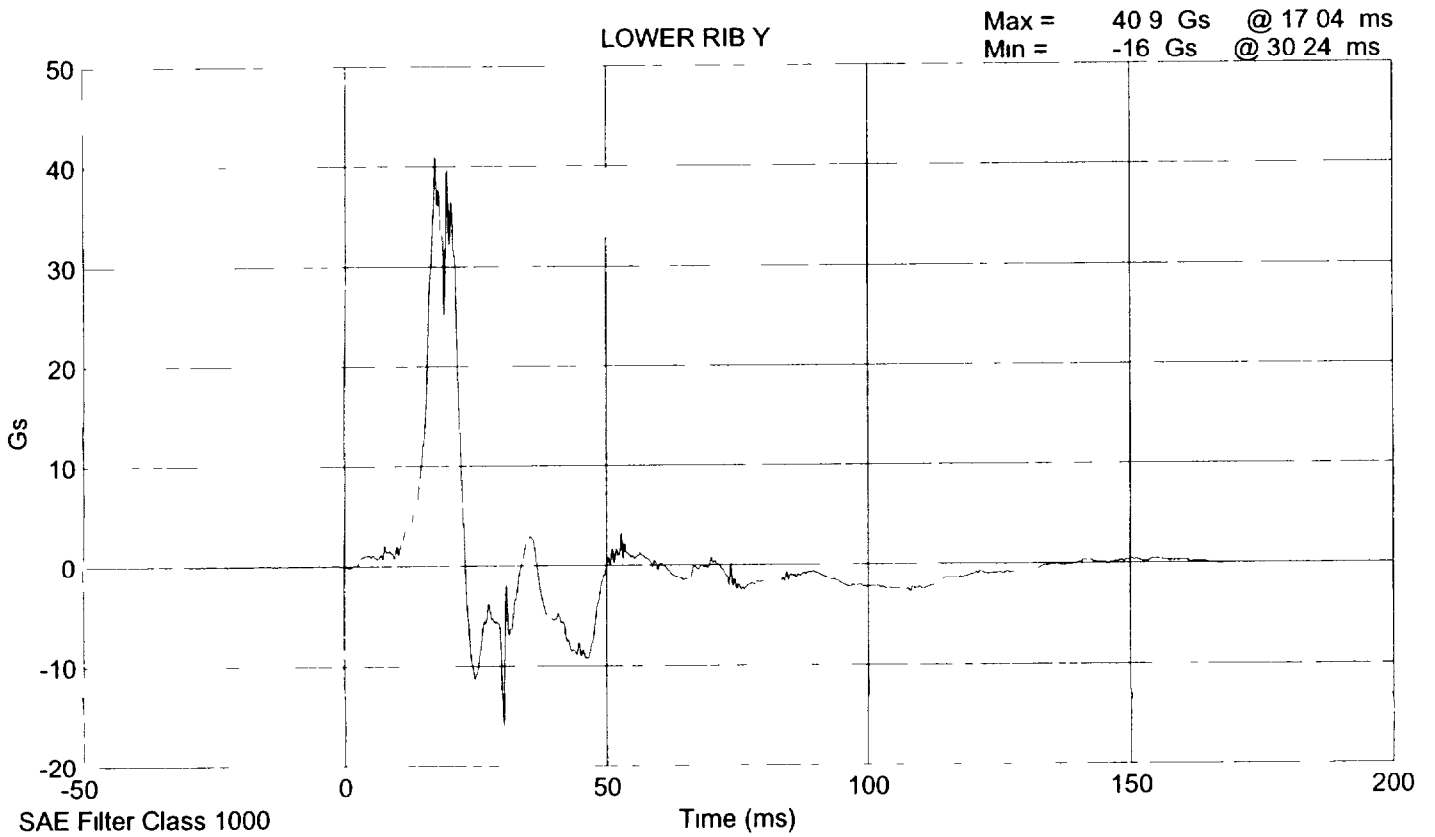
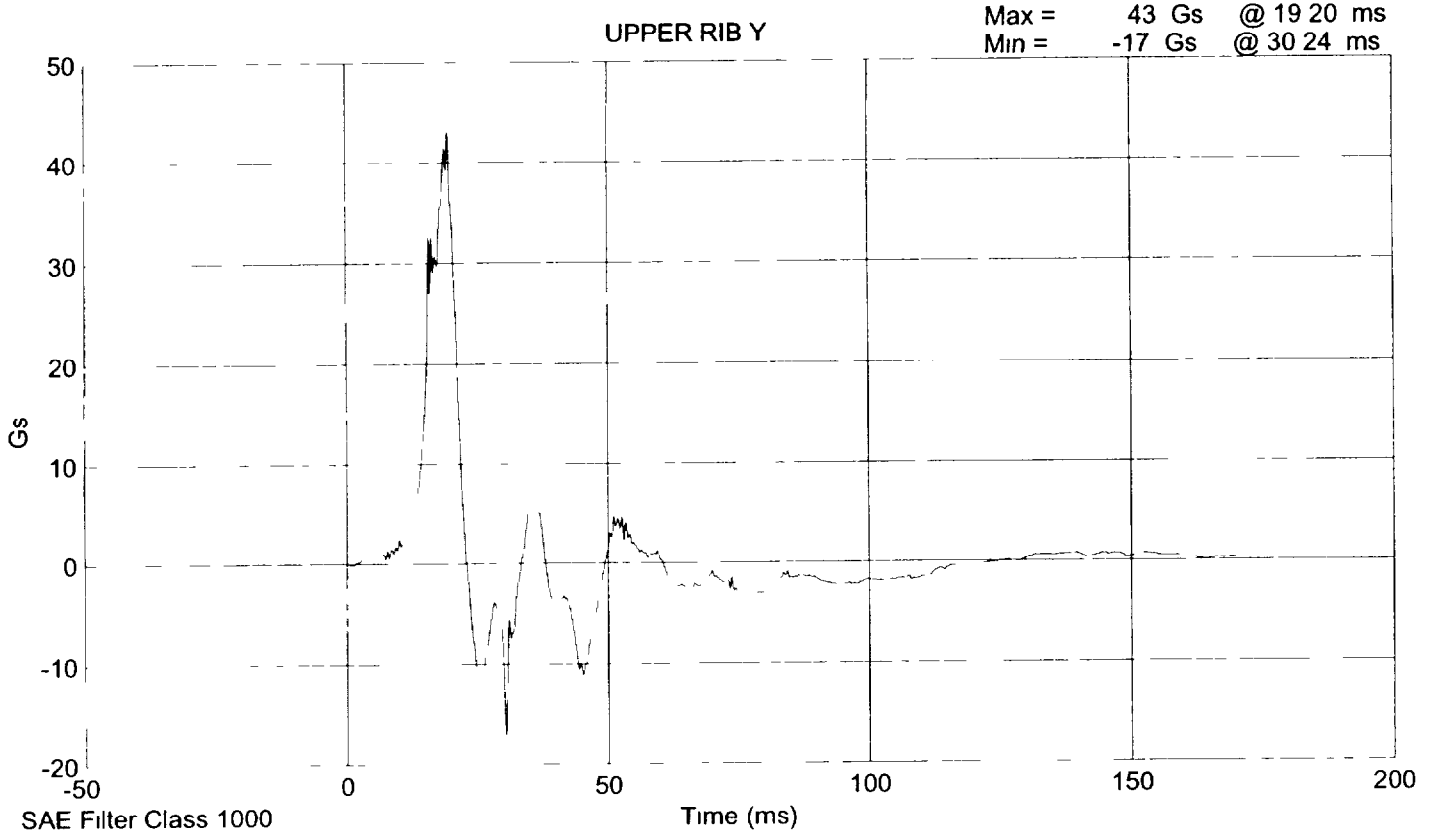
CONFIGURED FOR LEFT SIDE IMPACT

SID Serial No 013 Sequential Test Number 1
 Date 1/4/01 Laboratory Technician B Swiecicki

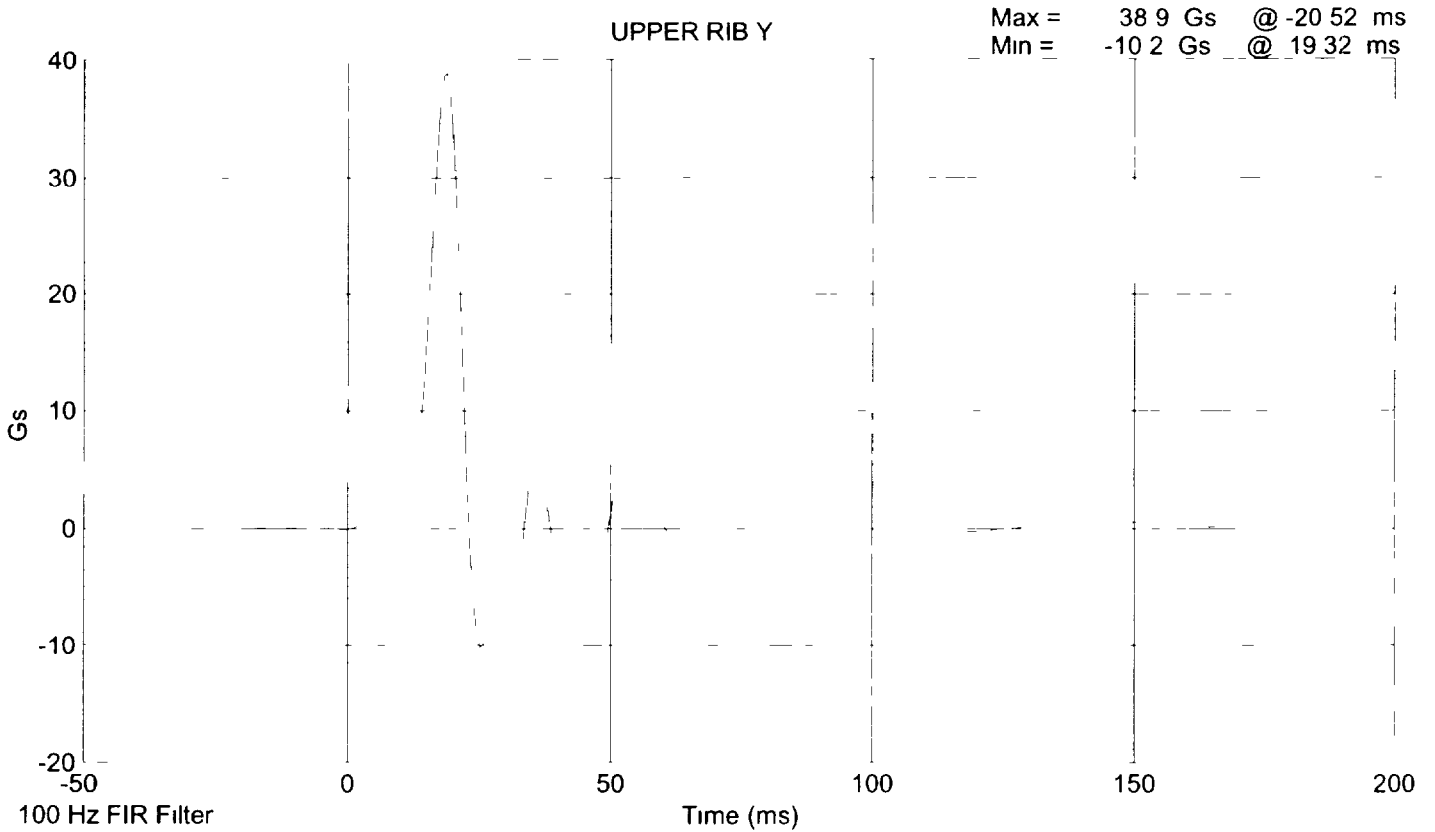
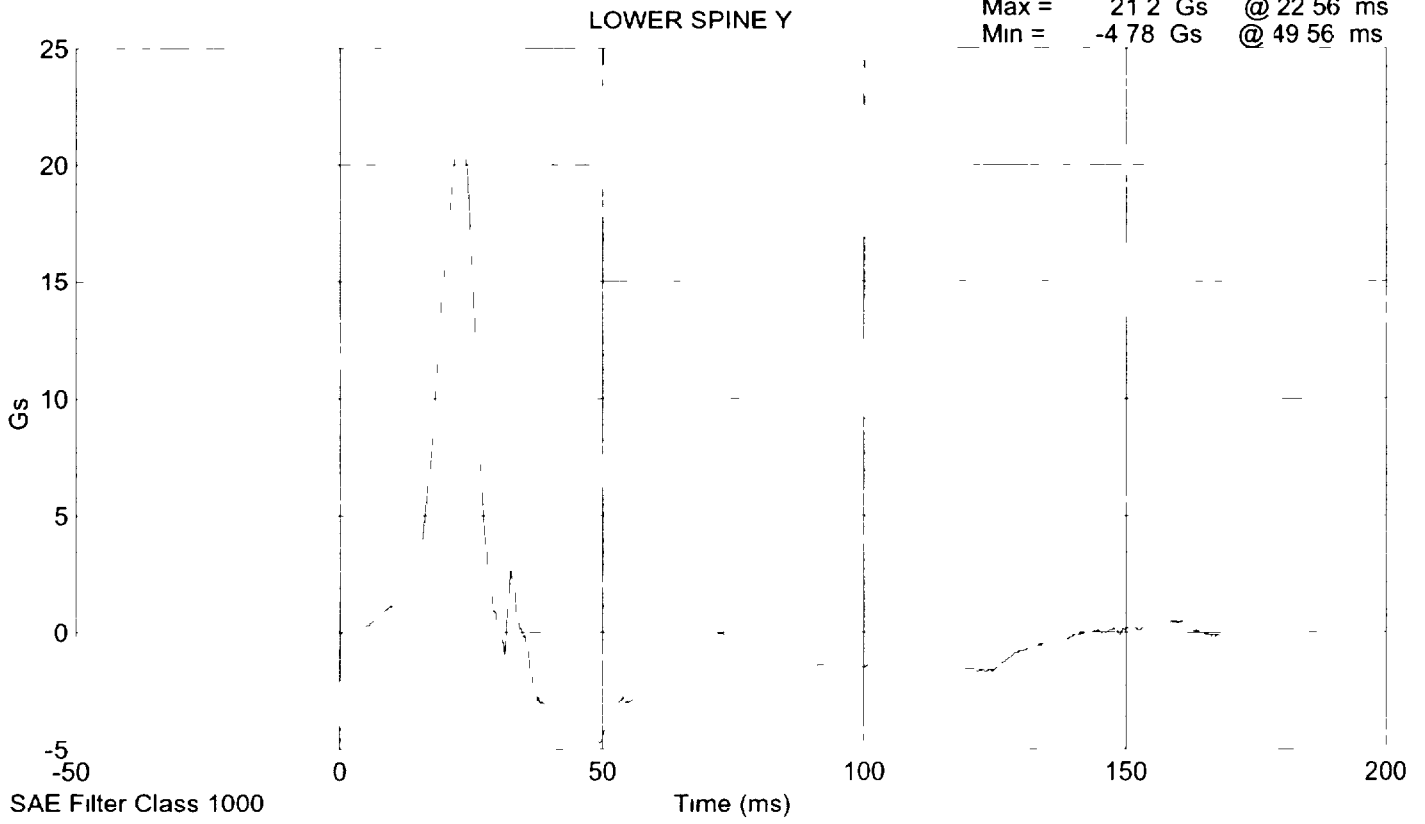
TEST PARAMETER	SPECIFICATION	TEST RESULTS
TEMPERATURE (°C)	18.9 - 25.5	21.1
RELATIVE HUMIDITY (%)	10 - 70	31
PROBE SPEED (m/s)	4.27 - 4.33	4.29
UPPER RIB (g's)	37 - 46	38.87
LOWER RIB (g's)	37 - 46	38.21
LOWER SPINE (g's)	15 - 22	21.04

REMARKS: None

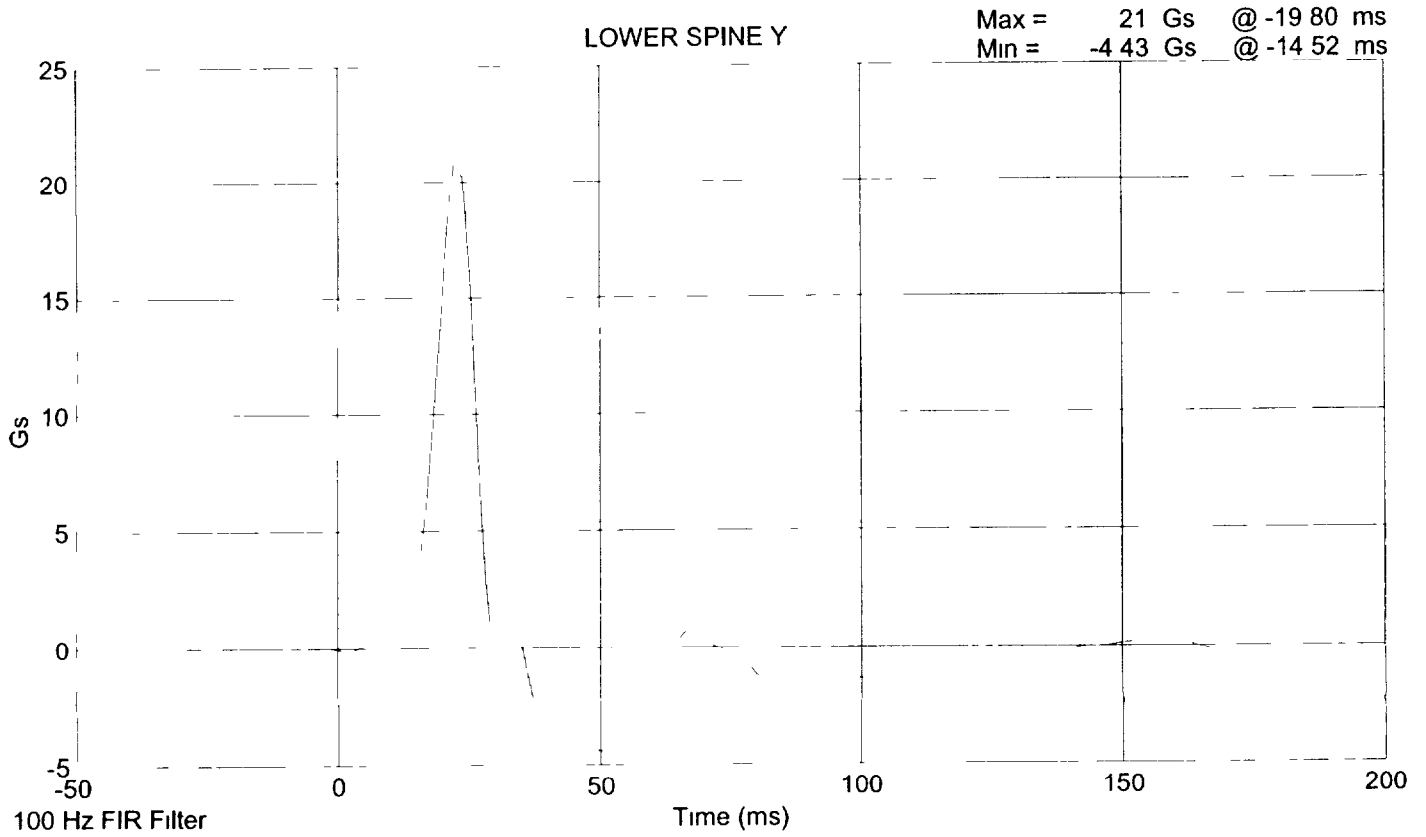
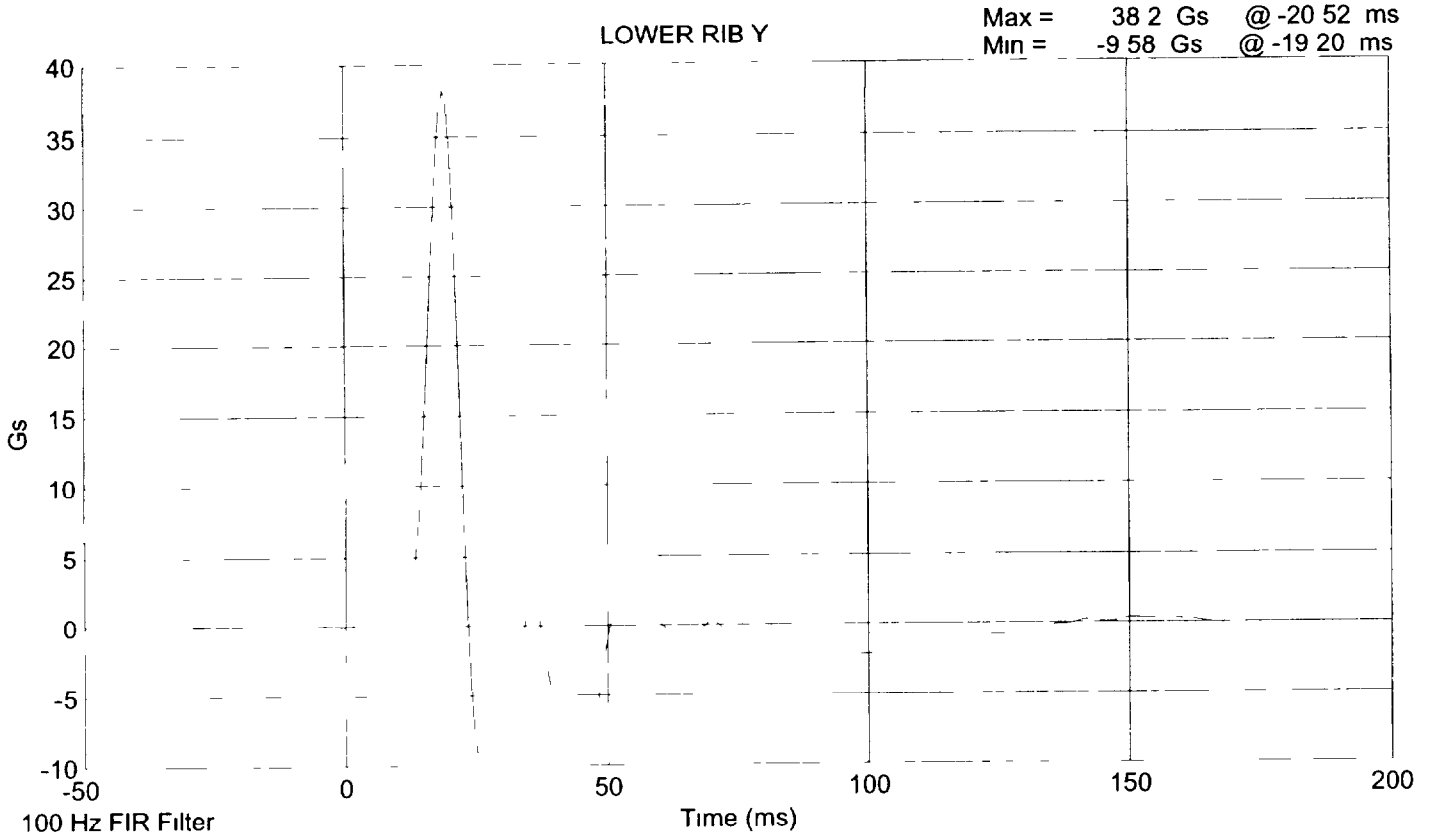
SID 013 Thorax Impact Test @ 4 2855 m/s



SID 013 Thorax Impact Test @ 4 2855 m/s



SID 013 Thorax Impact Test @ 4 2855 m/s



**LATERAL PELVIS IMPACT TEST
PRE-TEST**

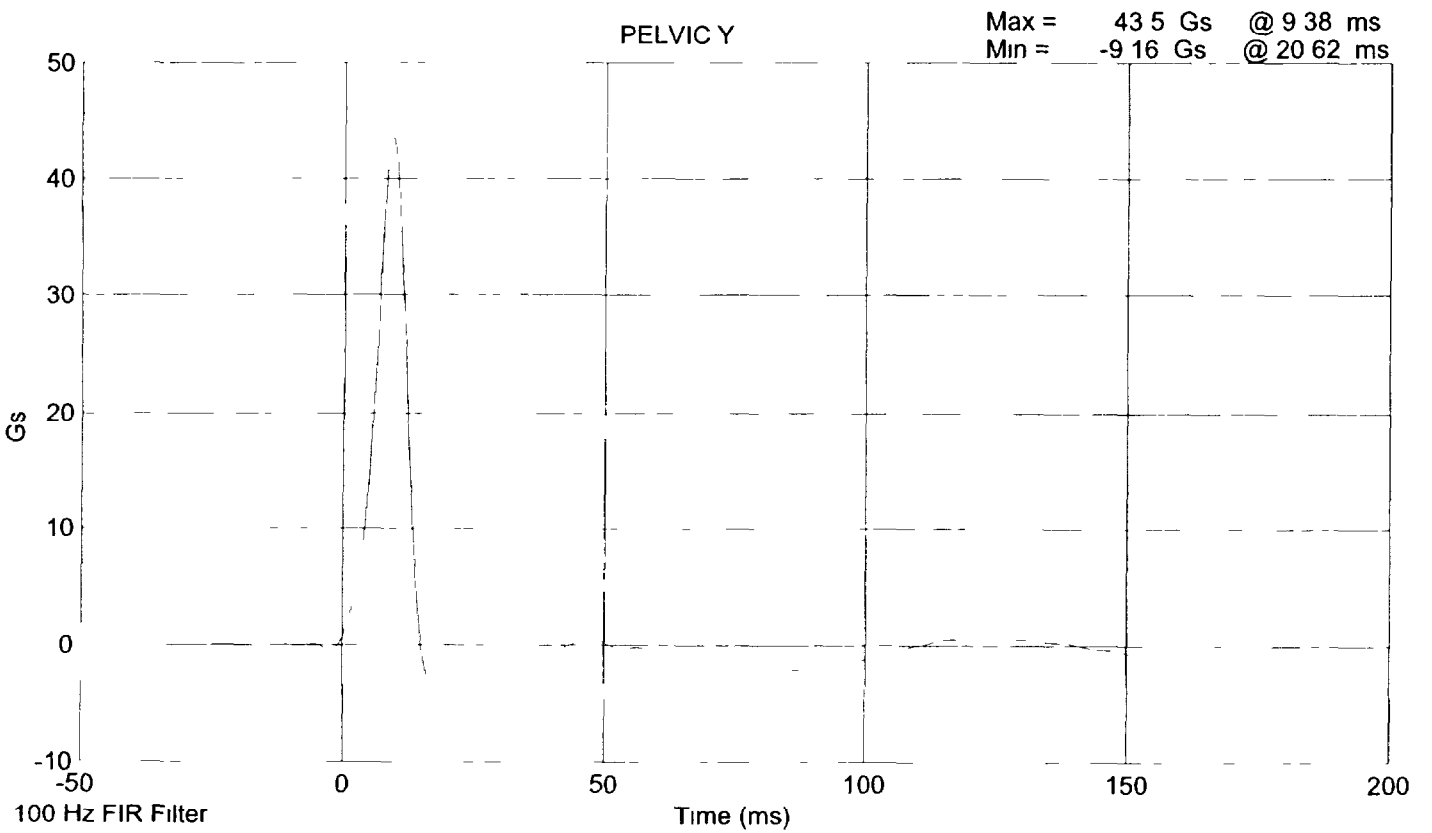
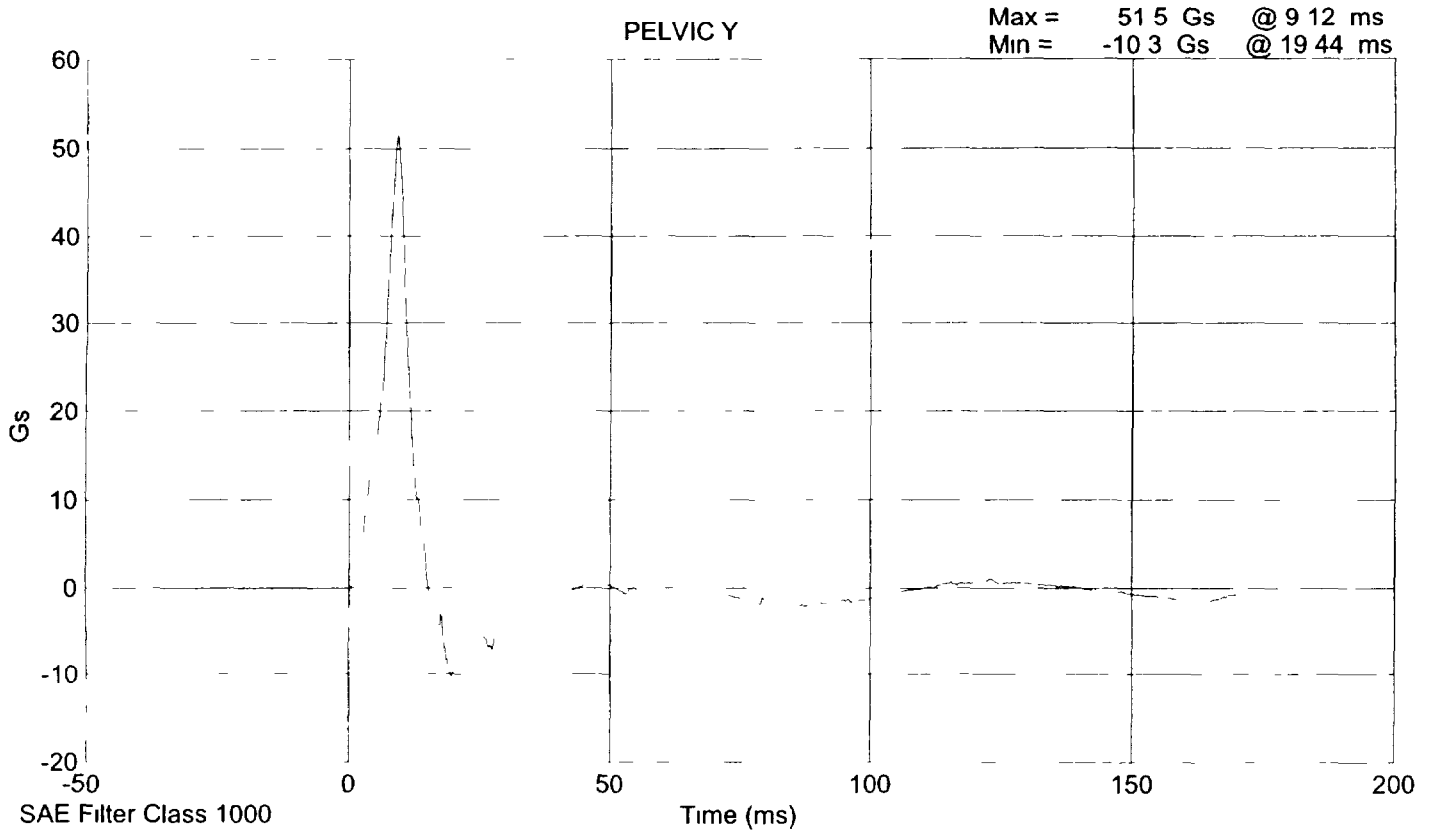
CONFIGURED FOR LEFT SIDE IMPACT

SID Serial No 013 Sequential Test Number 1
Date 1/4/01 Laboratory Technician B Swiecicki

TEST PARAMETER	SPECIFICATION	TEST RESULTS
TEMPERATURE (°C)	18.9 - 25.5	21.1
RELATIVE HUMIDITY (%)	10 - 70	31
PROBE SPEED (m/s)	4.27 - 4.33	4.27
PELVIS ACCELERATION (g's)	40 - 60	43.5

REMARKS: None

SID 013 Pelvic Impact Test @ 4 2672 m/s



HEAD DROP TEST

PRE-TEST

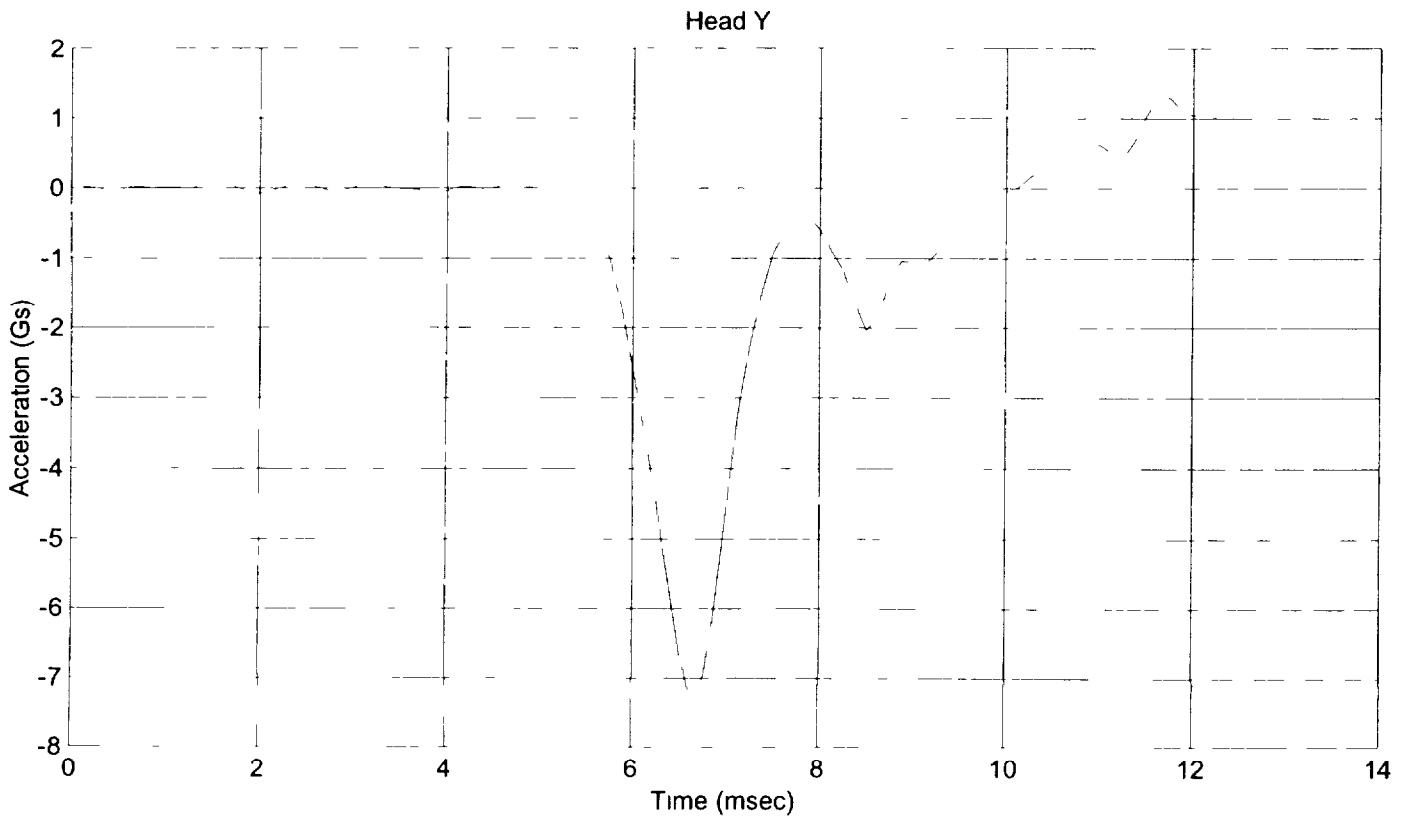
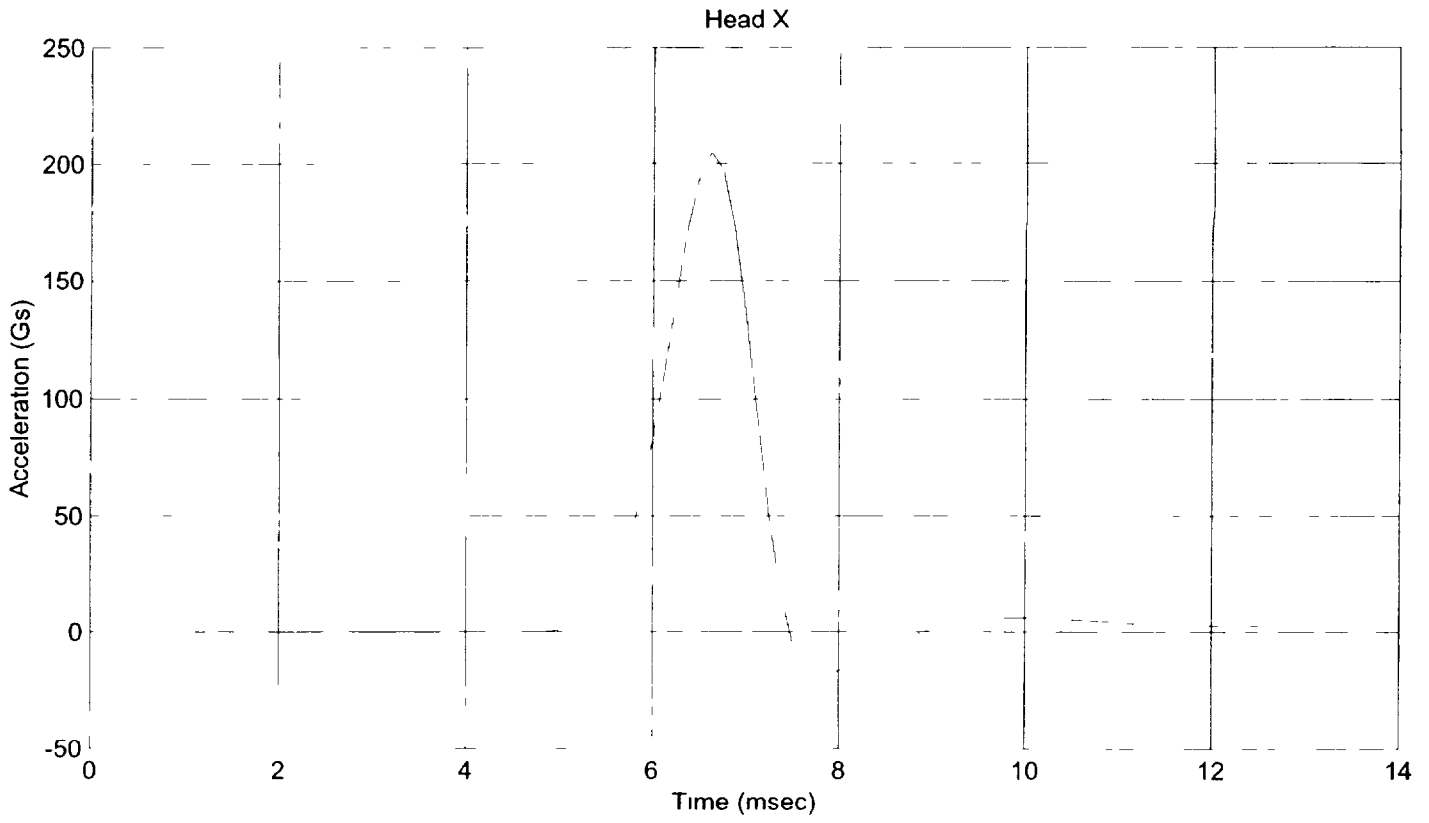
(Test not required for SID certification)

CONFIGURED FOR LEFT SIDE IMPACT

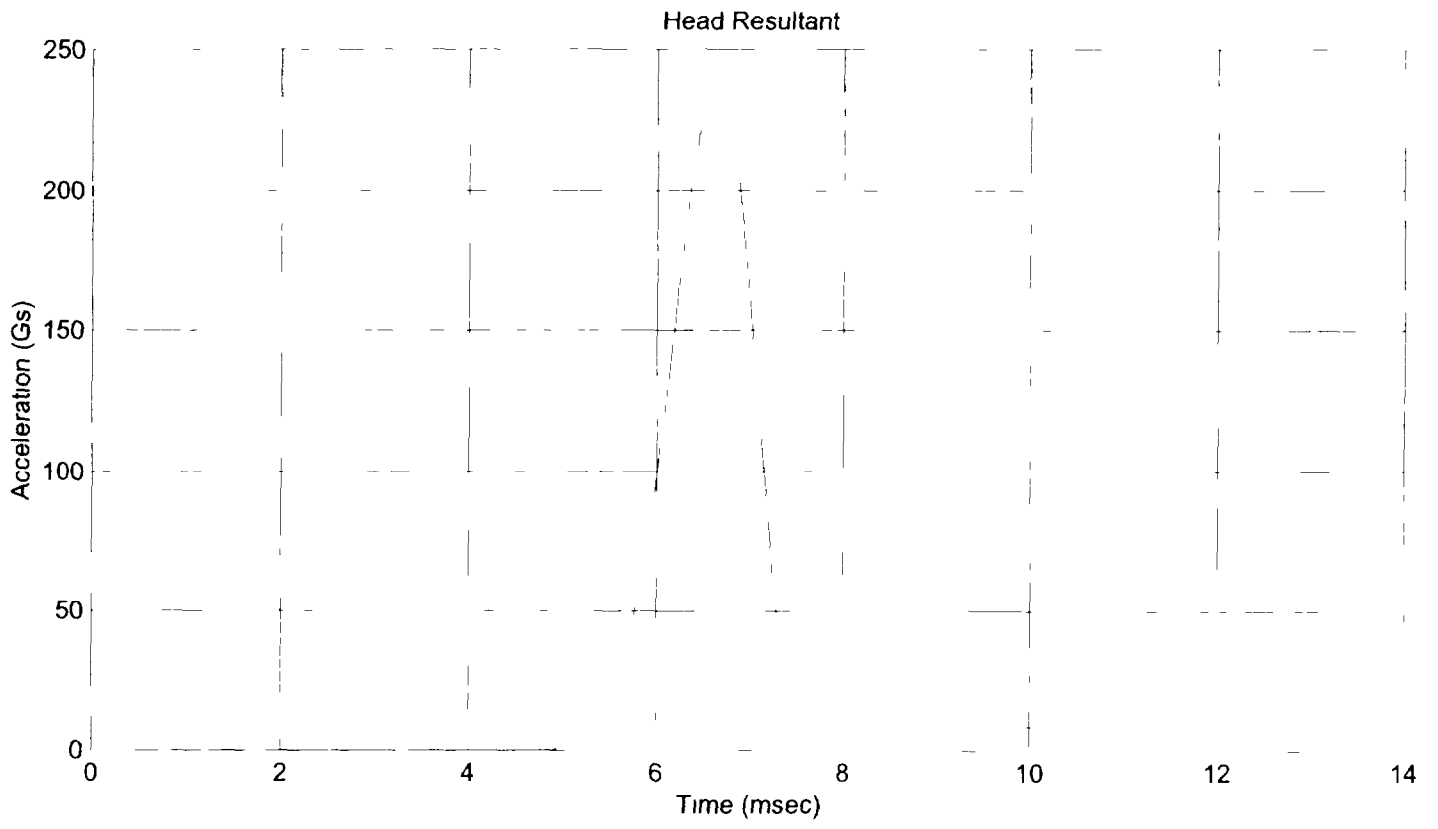
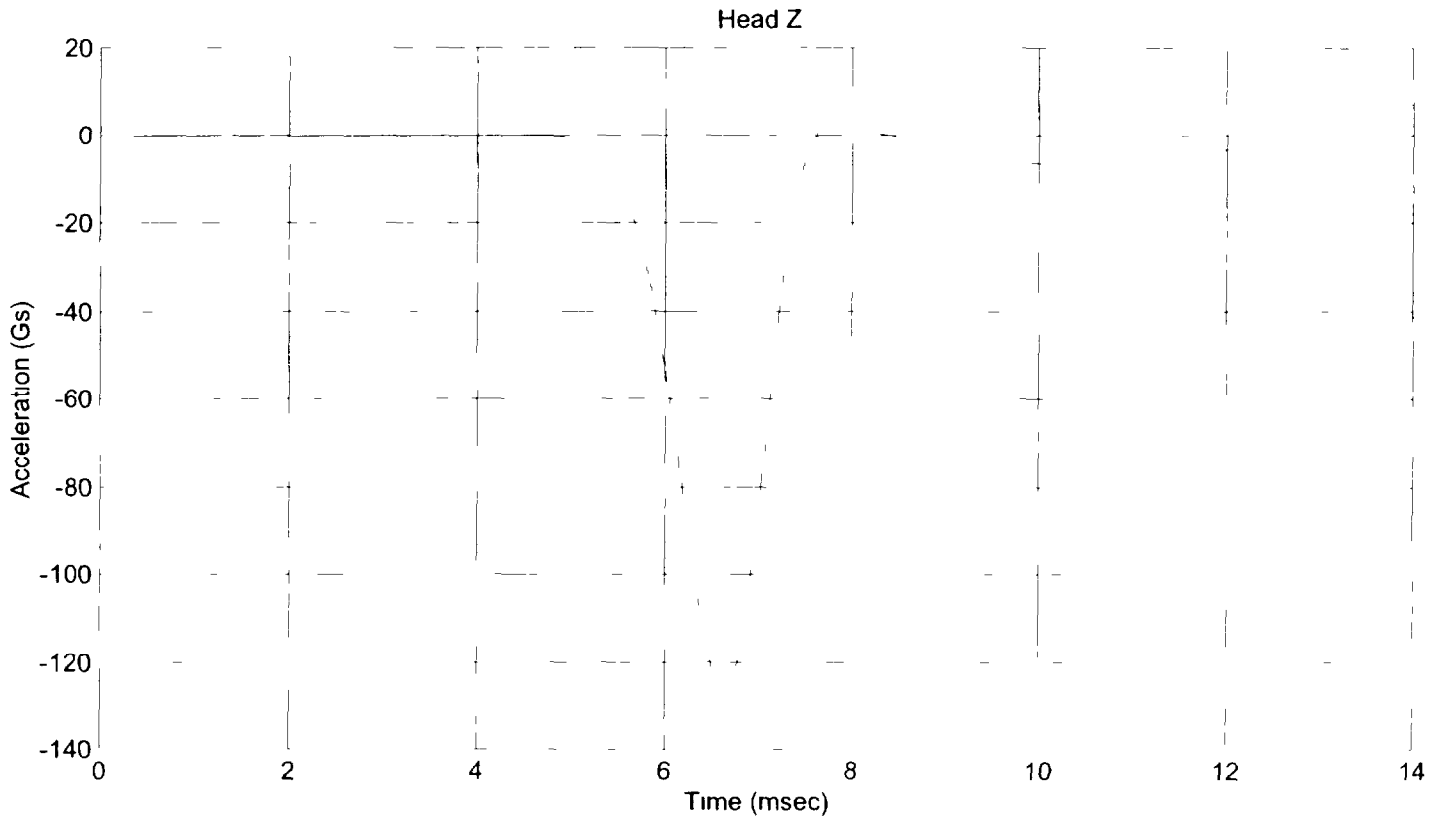
SID Serial No 013 Sequential Test Number 1
Date 1/3/01 Laboratory Technician B Swiecicki

TEST PARAMETER	SPECIFICATION	TEST RESULTS
TEMPERATURE (°C)	18.9 - 25.5	21.7
RELATIVE HUMIDITY (%)	10 - 70	31
PEAK RESULTANT ACCELERATION (Gs)	210 - 260	241.35
PEAK LATERAL ACCELERATION (Gs)	Not to Exceed 10	7.25
UNIMODAL CRITERIA ABOVE 100 Gs (ms)	0.9 - 1.5	1.12

REMARKS: None



Hybrid II Head Drop Calibration 013101 hdp



ABDOMINAL COMPRESSION TEST

PRE-TEST

(Test not required for SID certification)

CONFIGURED FOR LEFT SIDE IMPACT

SID Serial No 013 Sequential Test Number 1
Date 1/8/01 Laboratory Technician B Swiecicki

TEST PARAMETER	SPECIFICATION	TEST RESULTS
TEMPERATURE (°C)	18.9 - 25.5	21.7
RELATIVE HUMIDITY (%)	10 - 70	32
FORCE @ 13 mm (N)	104 - 162	115.7
FORCE @ 19 mm (N)	163 - 221	177.9
FORCE @ 25 mm (N)	222 - 280	264.7
FORCE @ 33 mm (N)	325 - 391	382.5

REMARKS: None

Dummy S/N 13

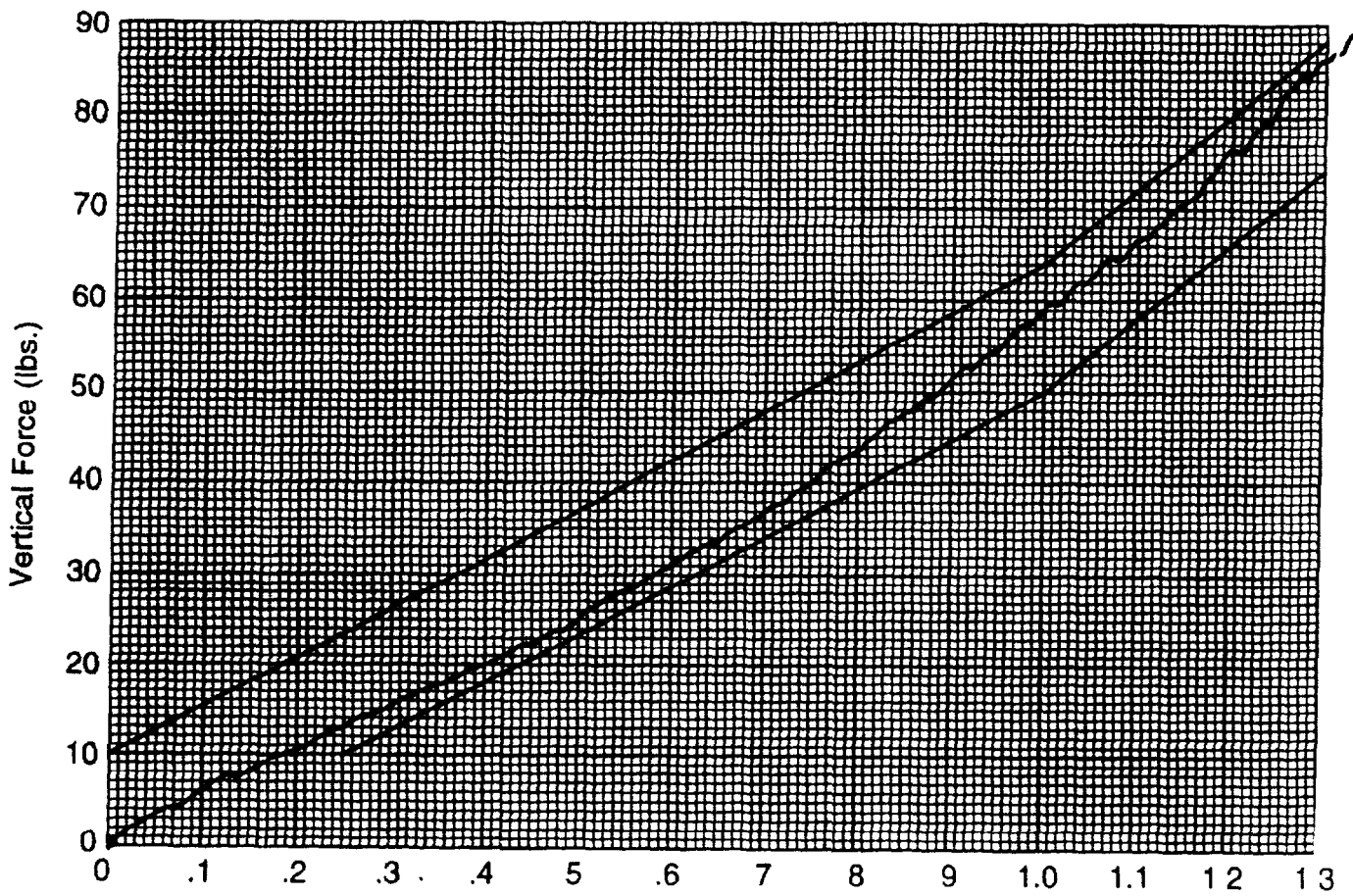
W/A _____

Date 1-8-2001

Performed By [Signature]

Temp. 71°

Humidity 32%



Deflection (In)
Hybrid II
Abdomen Static Press

ORIGINAL

LUMBAR FLEXION TEST
PRE-TEST
(Test not required for SID certification)

CONFIGURED FOR LEFT SIDE IMPACT

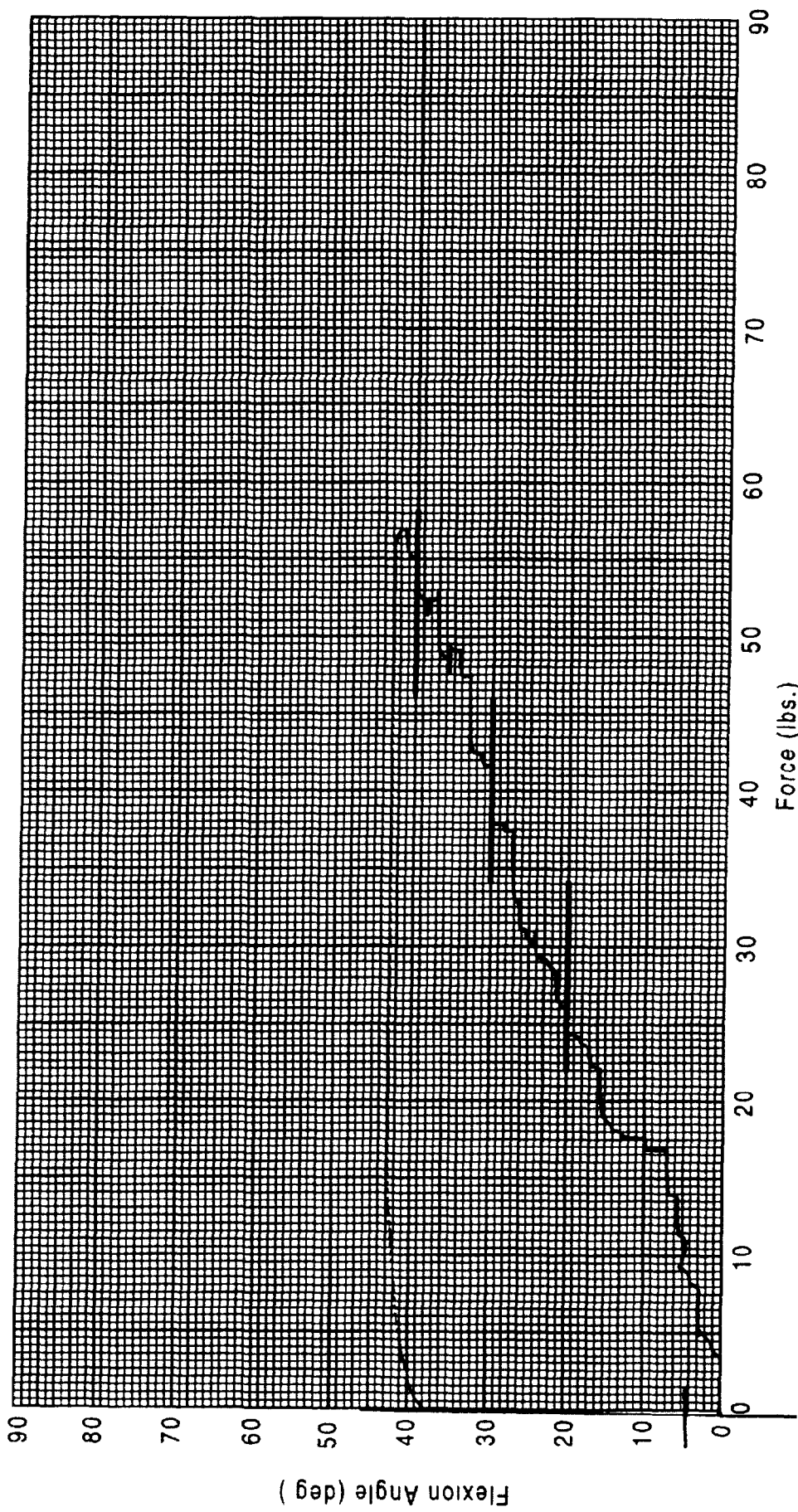
SID Serial No 013 Sequential Test Number 1
Date 1/4/01 Laboratory Technician B Swiecicki

TEST PARAMETER	SPECIFICATION	TEST RESULTS
TEMPERATURE (°C)	18.9 - 25.5	21.1
RELATIVE HUMIDITY (%)	10 - 70	31
FORCE @ 0° (N)	0 - 26.7	0
FORCE @ 20° (N)	97.8 - 151.2	101.0
FORCE @ 30° (N)	151.2 - 204.6	169.0
FORCE @ 40° (N)	204.6 - 258	235.8
RETURN ANGLE	12° max	4.1°

REMARKS: None

ORIGINAL

Dummy S/N 13
W/A _____
Date 1-4-2001
Performed By ER
Temp. 70°
Humidity 31%



Hybrid II Lumbar Spine Flexion Test

PRE-TEST DUMMY INSPECTION LIST
CONFIGURED FOR LEFT SIDE IMPACT

SID Serial No 013 Sequential Test Number 1
 Date 1/8/01 Laboratory Technician B Swiecicki

PART	ITEMS CHECKED	COMMENTS
SKIN	VISUAL INSPECTION	OK
HEAD	VISUAL, BALLAST, ACCELEROMETER MOUNT	OK
NECK	VISUAL, CABLE TORQUE	OK
SPINE BOX	VISUAL BALLAST, WELDMENT, ACCELEROMETER MOUNT	OK
RIB CAGE	VISUAL MEASURE, STIFFENERS	OK
STERNUM	VISUAL	OK
LUMBAR SPINE	VISUAL	OK
ABDOMEN	VISUAL	OK
PELVIS	VISUAL PALPATE, ACCELEROMETER MOUNT	OK
UPPER LEGS	VISUAL	OK
KNEES	VISUAL, STOPS, INSERTS	OK
LOWER LEGS	VISUAL, RANGE OF MOTION	OK
ANKLES	VISUAL, RANGE OF MOTION	OK
FEET	VISUAL, RANGE OF MOTION	OK
JOINTS	1 TO 2 g RANGE	OK
OTHER	NONE	-

REMARKS: None

**CALIBRATION TEST RESULTS
PRE-TEST**

SID NO.: 015

CONFIGURED FOR LEFT SIDE IMPACT

CALIBRATION TEST RESULTS SUMMARY

PRE-TEST

CONFIGURED FOR LEFT SIDE IMPACT

SID Serial No 015 Sequential Test Number 1
Date 1/8/01 Laboratory Technician B Swiecicki

TEST	COMMENTS
EXTERNAL DIMENSIONS	Passed all requirements
THORACIC SHOCK ABSORBER TEST	Passed all requirements
LATERAL THORAX IMPACT TEST	Passed all requirements
LATERAL PELVIS IMPACT TEST	Passed all requirements
HEAD DROP TEST*	Passed all requirements
ABDOMINAL COMPRESSION TEST*	Passed all requirements
LUMBAR FLEXION TEST*	Passed all requirements

* Test not required for SID certification

REMARKS: None

EXTERNAL DIMENSIONS

PRE-TEST

CONFIGURED FOR LEFT SIDE IMPACT

SID Serial No 015 Sequential Test Number 1
Date 1/8/01 Laboratory Technician B Swiecicki

TEST PARAMETER	SPECIFICATION	TEST RESULTS
SH- Seated Height (mm)	889 - 909	902
RH- Rib Height (mm)	502 - 520	511
HP- Hip Pivot Height (mm)	99 ref	99
RD- Rib from Back Line (mm)	229 - 241	236
KH- Knee Pivot from Back Line (mm)	511 - 526	518
KV- Knee Pivot to Floor (mm)	490 - 505	493
HW- Hip Width (mm)	356 - 391	371

REMARKS: None

**THORACIC SHOCK ABSORBER TESTS
PRE-TEST**

CONFIGURED FOR LEFT SIDE IMPACT

SID Serial No 015 Sequential Test Number 15
 Date 4/19/00 Laboratory Technician B Swiecicki

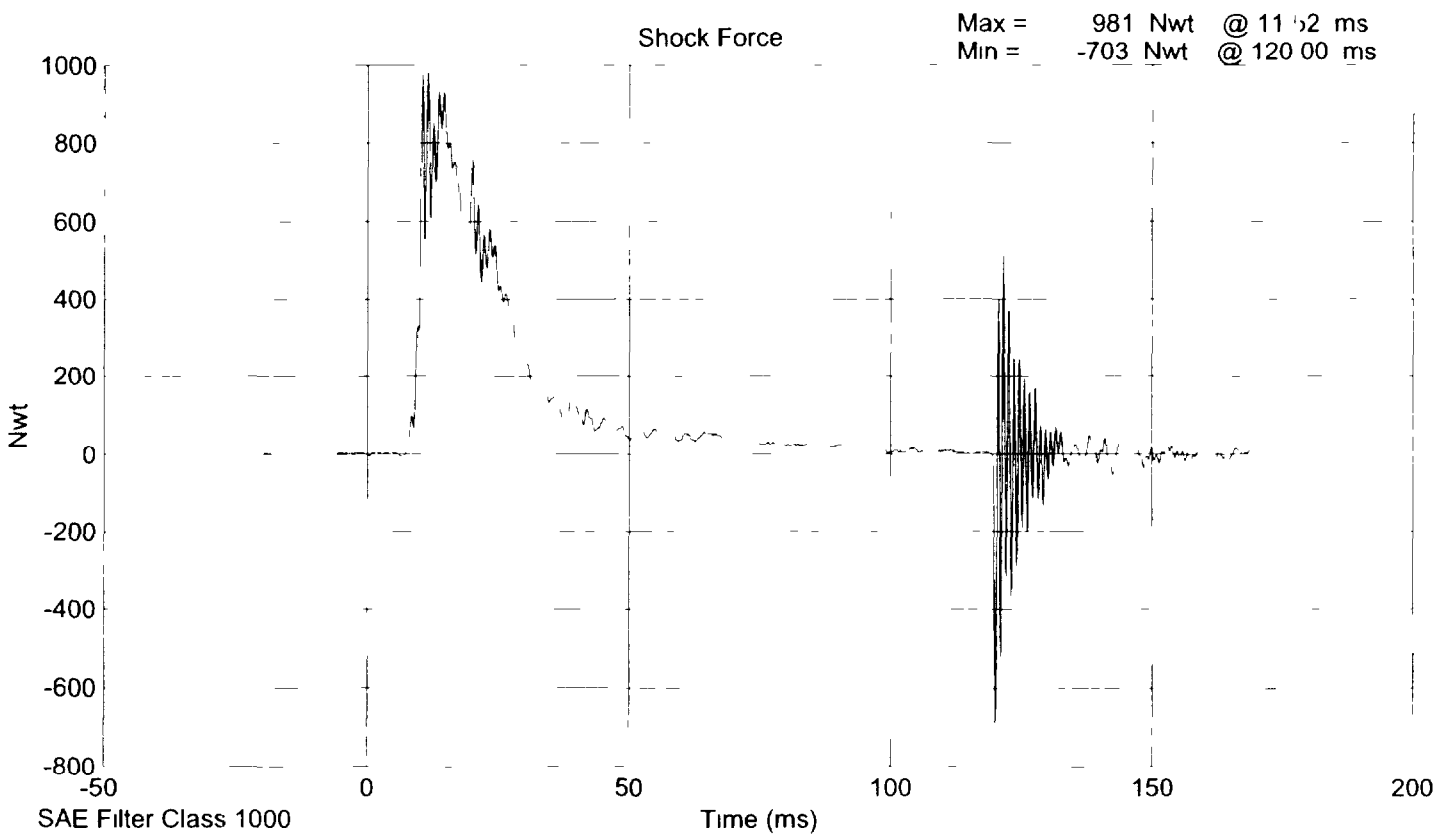
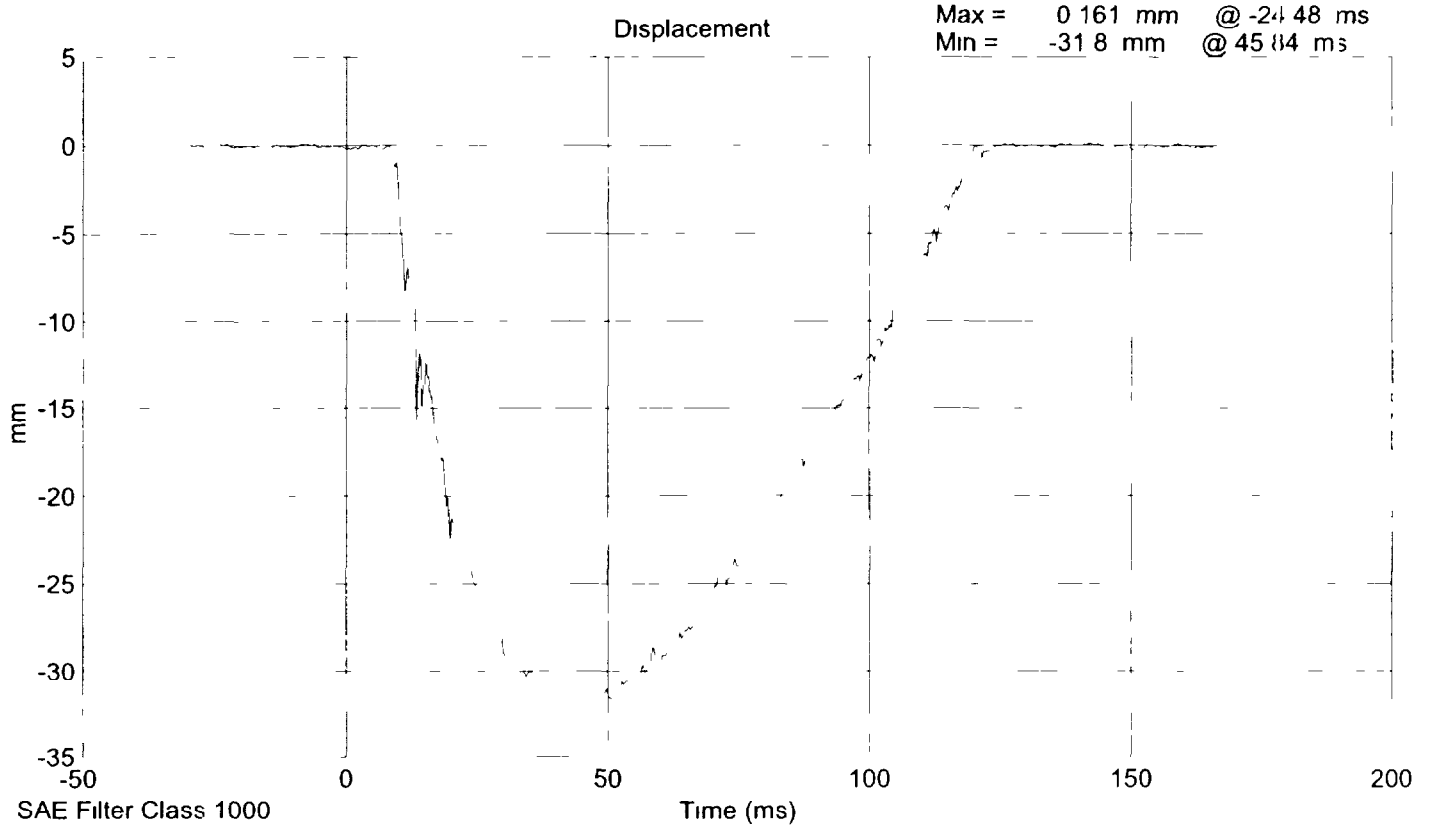
DAMPER IDENTIFICATION 015

TEST PARAMETER		SPECIFICATION	TEST RESULTS
TEMPERATURE (°C)		18.9 - 25.5	21.1
RELATIVE HUMIDITY (%)		10 - 70	30
VELOCITY 3.05 m/s	FORCE (N)	836 - 1125	981.2
	DISPLACEMENT (mm)	30 - 35	31.8
VELOCITY 4.27 m/s	FORCE (N)	1730 - 2099	1849.4
	DISPLACEMENT (mm)	32 - 37	34.7
VELOCITY 6.10 m/s	FORCE (N)	3741 - 4448	3925.0
	DISPLACEMENT (mm)	33 - 40	35.1

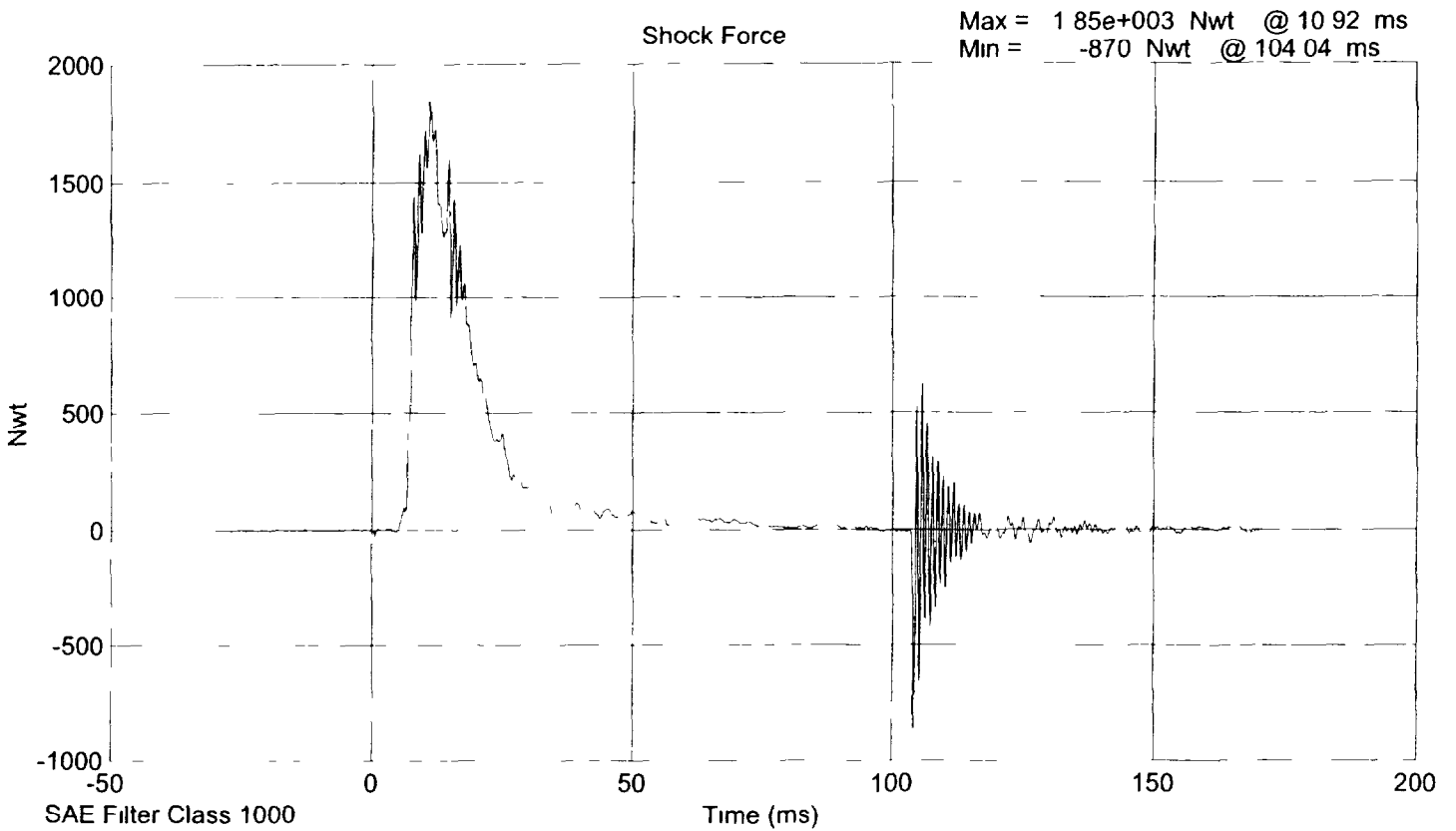
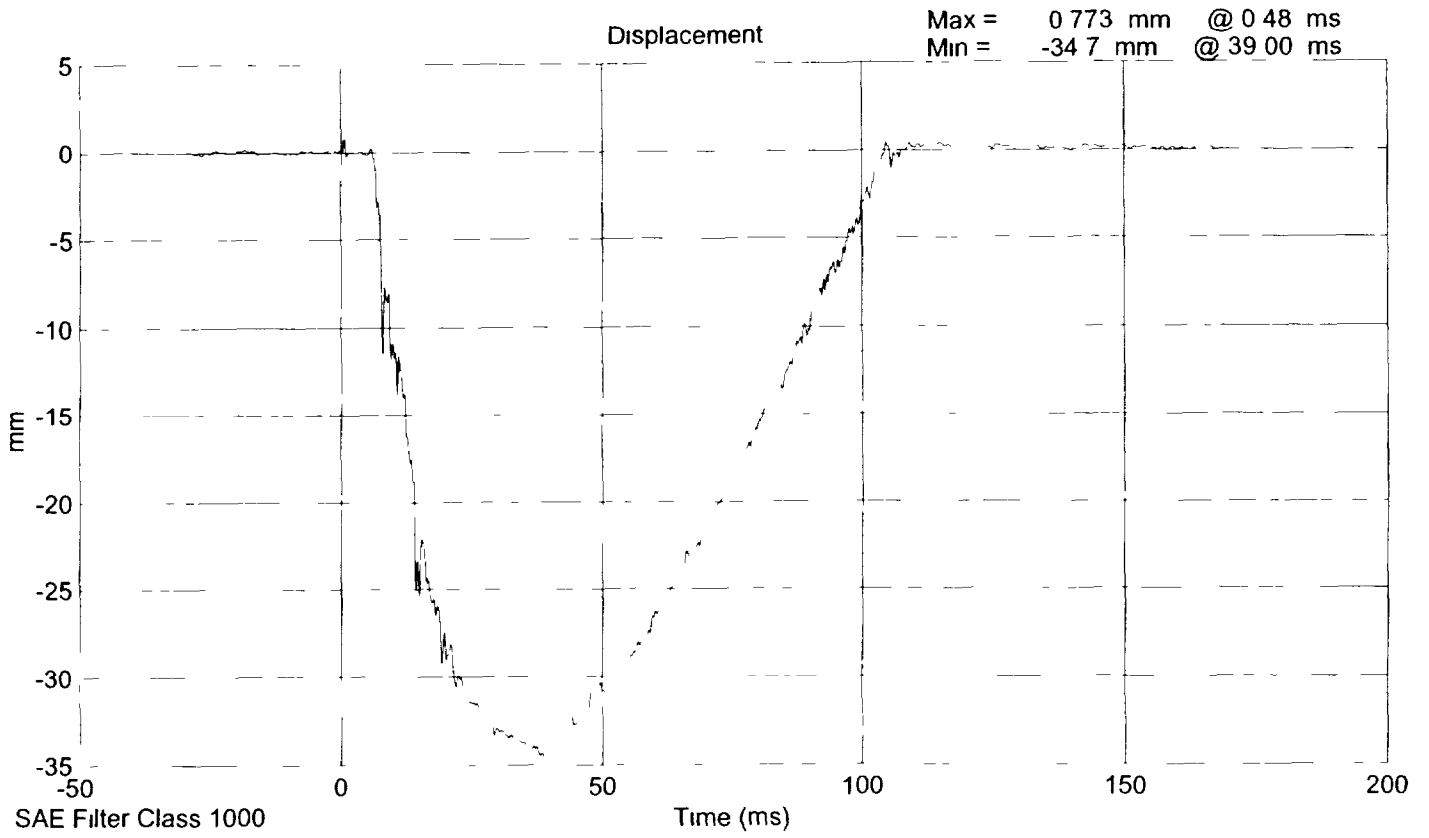
DAMPER SETTING 5

REMARKS: None

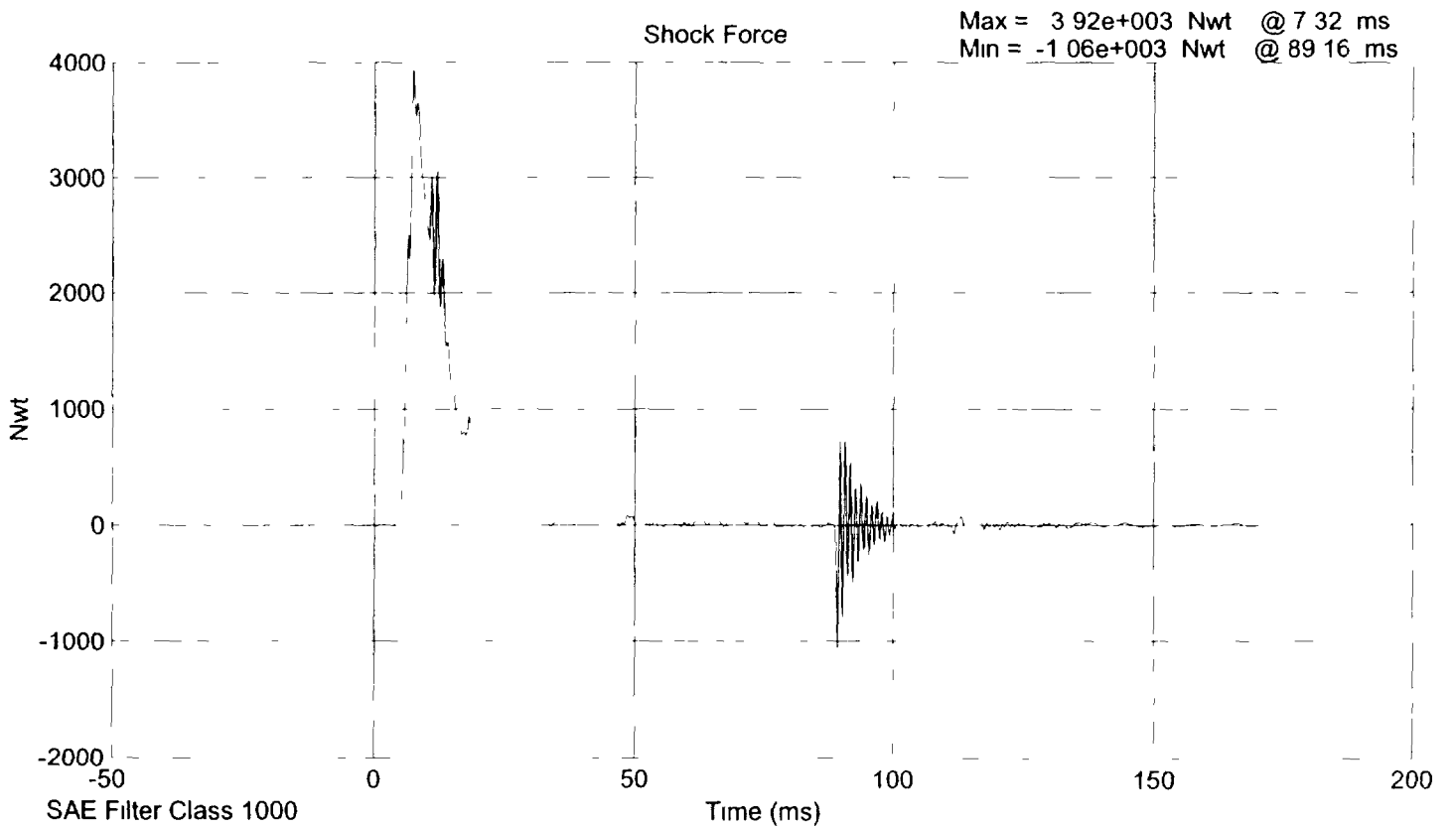
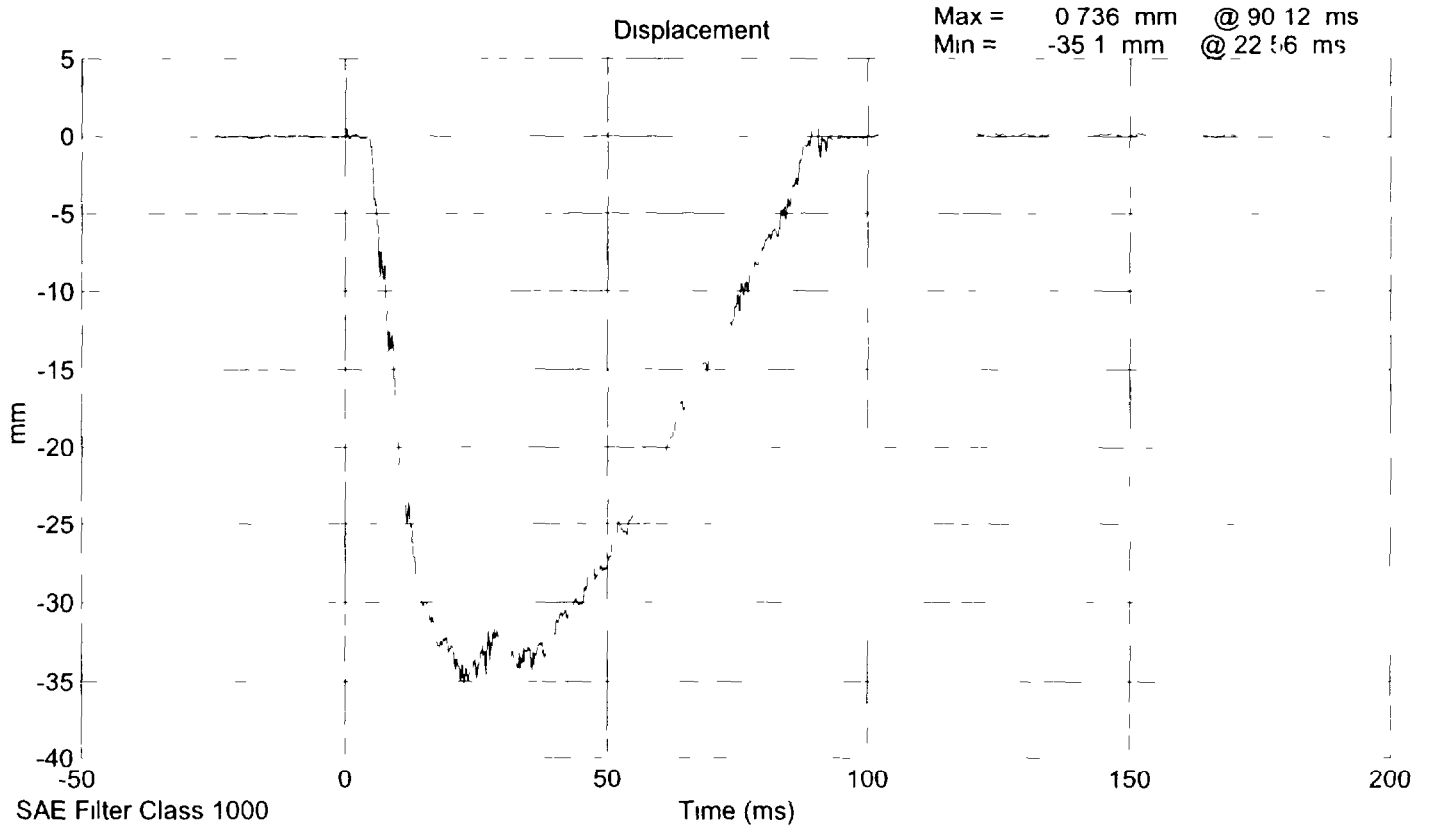
SID 015 Shock Absorber Impact Test @ 3 048 m/s



SID 015 Shock Absorber Impact Test @ 4 572 m/s



SID 015 Shock Absorber Impact Test @ 6.096 m/s



**LATERAL THORAX IMPACT TEST
PRE-TEST**

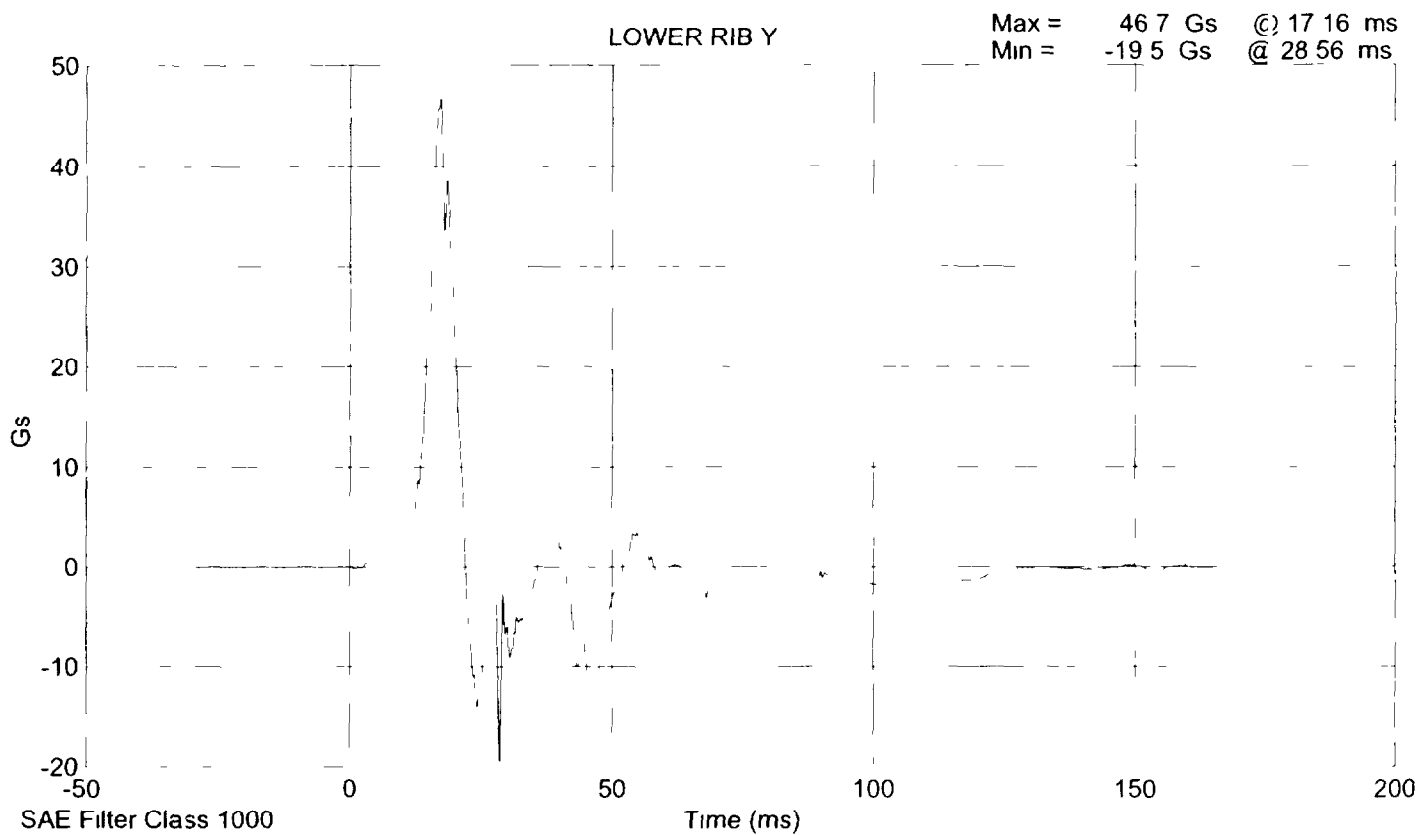
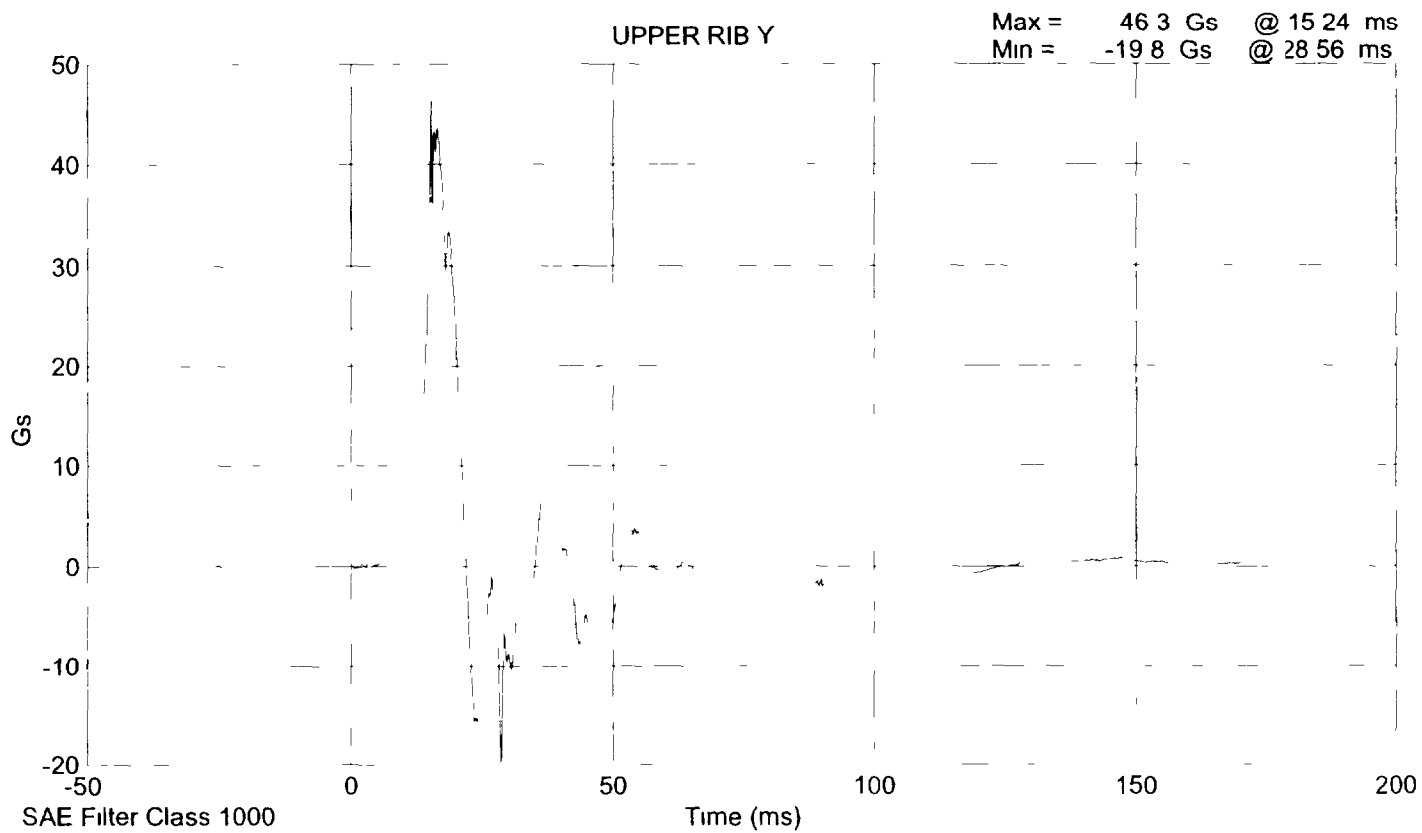
CONFIGURED FOR LEFT SIDE IMPACT

SID Serial No 015 Sequential Test Number 1
Date 1/5/01 Laboratory Technician B Swiecicki

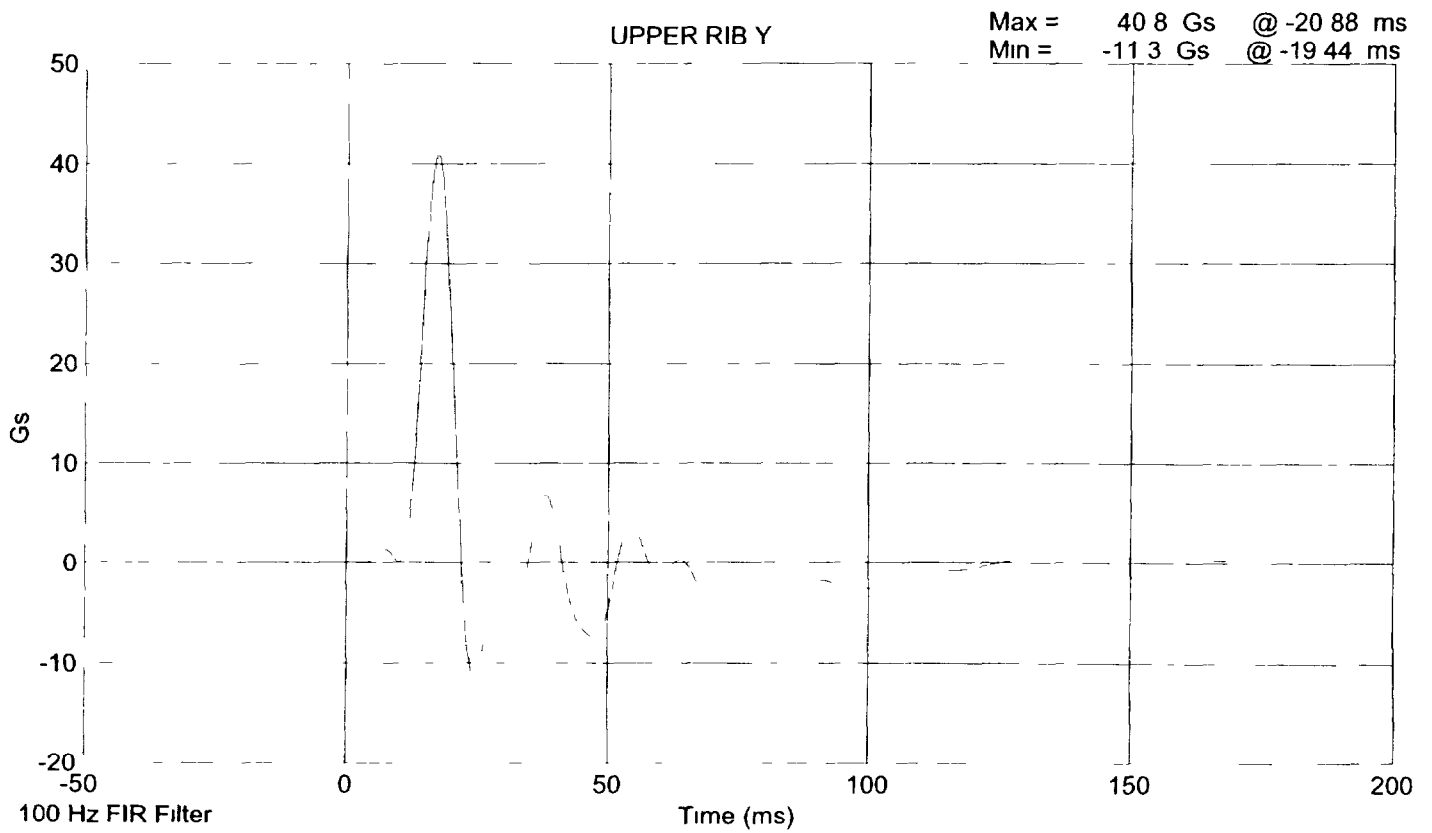
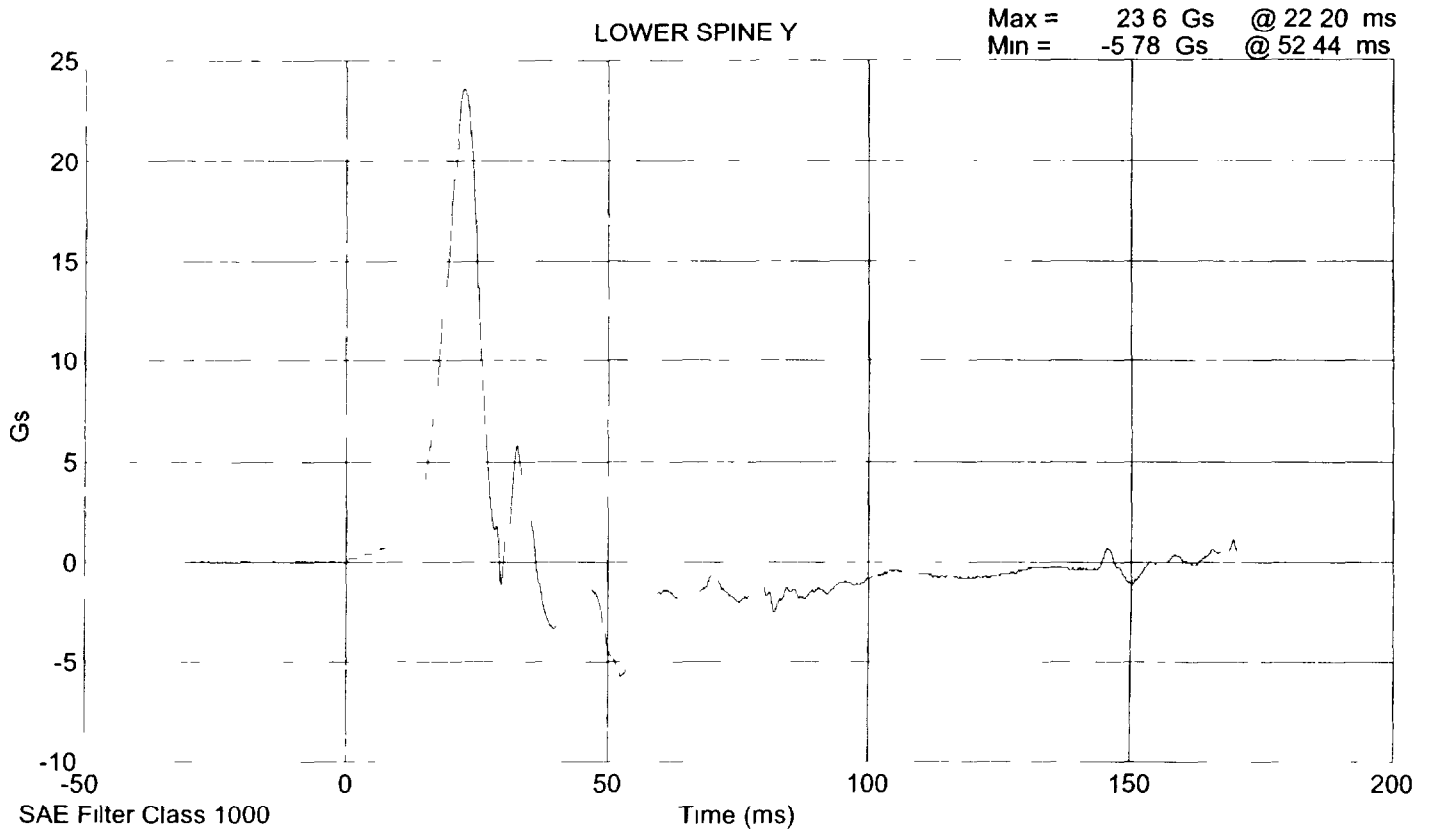
TEST PARAMETER	SPECIFICATION	TEST RESULTS
TEMPERATURE (°C)	18.9 - 25.5	21.7
RELATIVE HUMIDITY (%)	10 - 70	32
PROBE SPEED (m/s)	4.27 - 4.33	4.30
UPPER RIB (g's)	37 - 46	40.85
LOWER RIB (g's)	37 - 46	41.51
LOWER SPINE (g's)	15 - 22	22.83

REMARKS: None

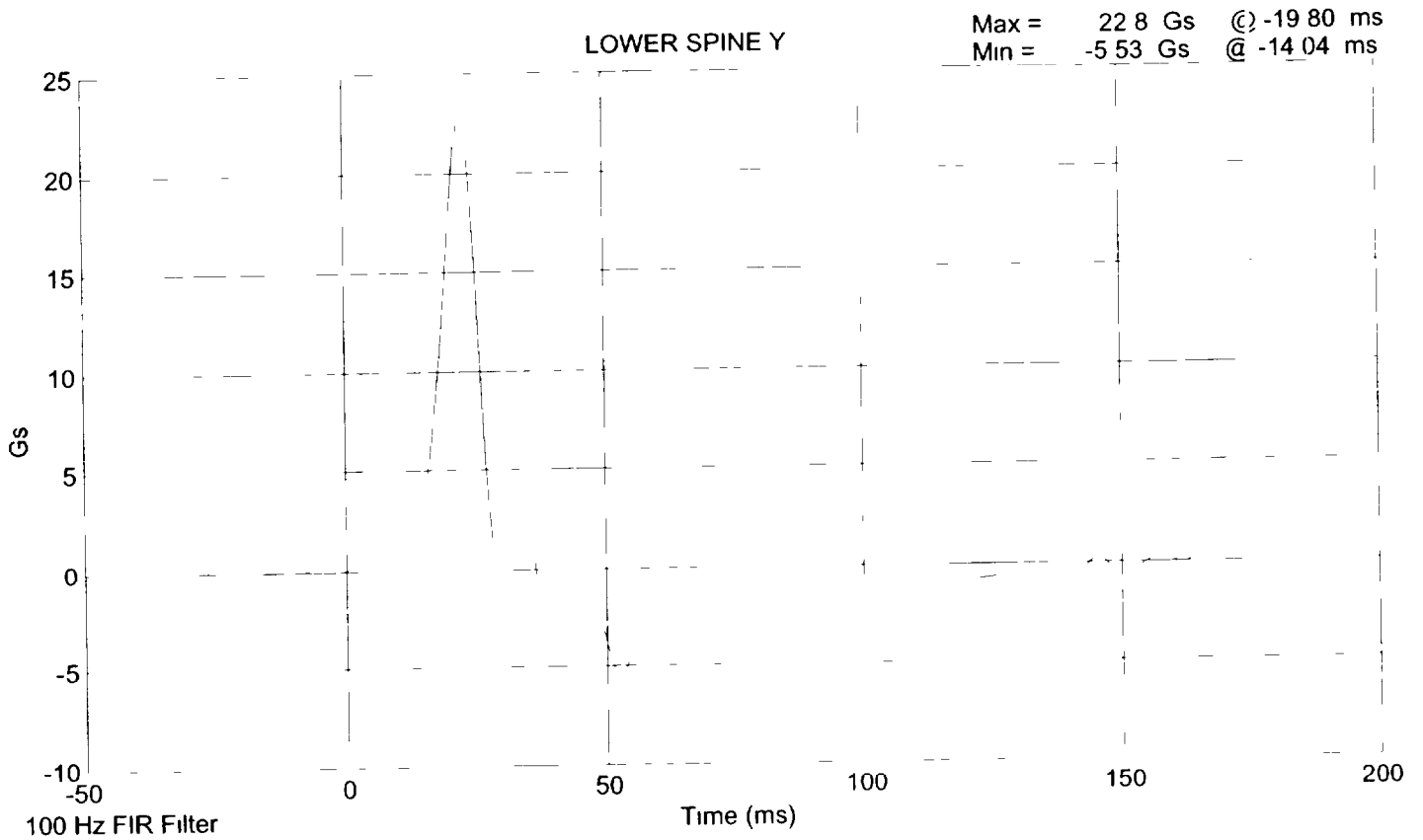
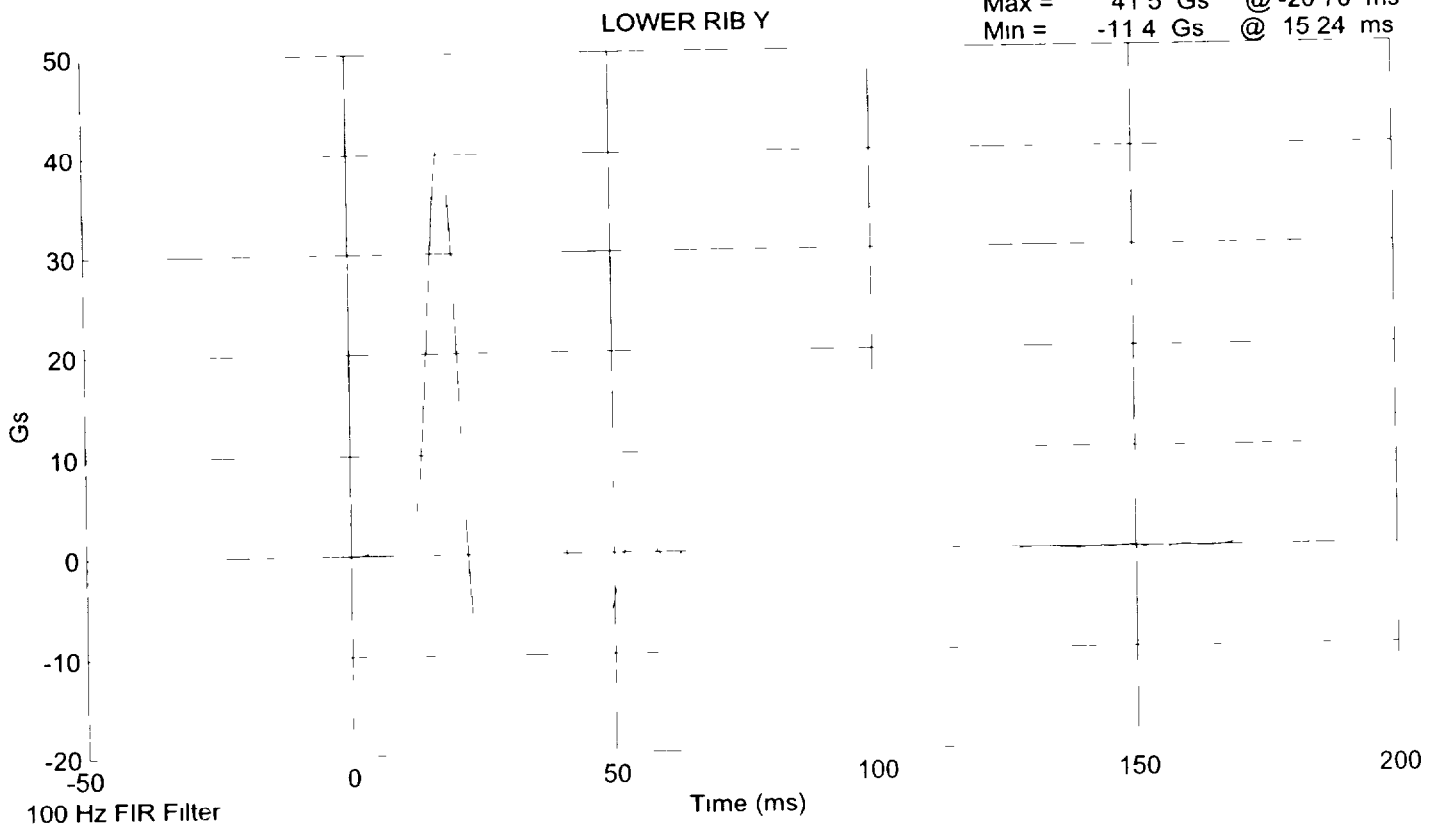
SID 015 Thorax Impact Test @ 4 2977 m/s



SID 015 Thorax Impact Test @ 4 2977 m/s



SID 015 Thorax Impact Test @ 4 2977 m/s



**LATERAL PELVIS IMPACT TEST
PRE-TEST**

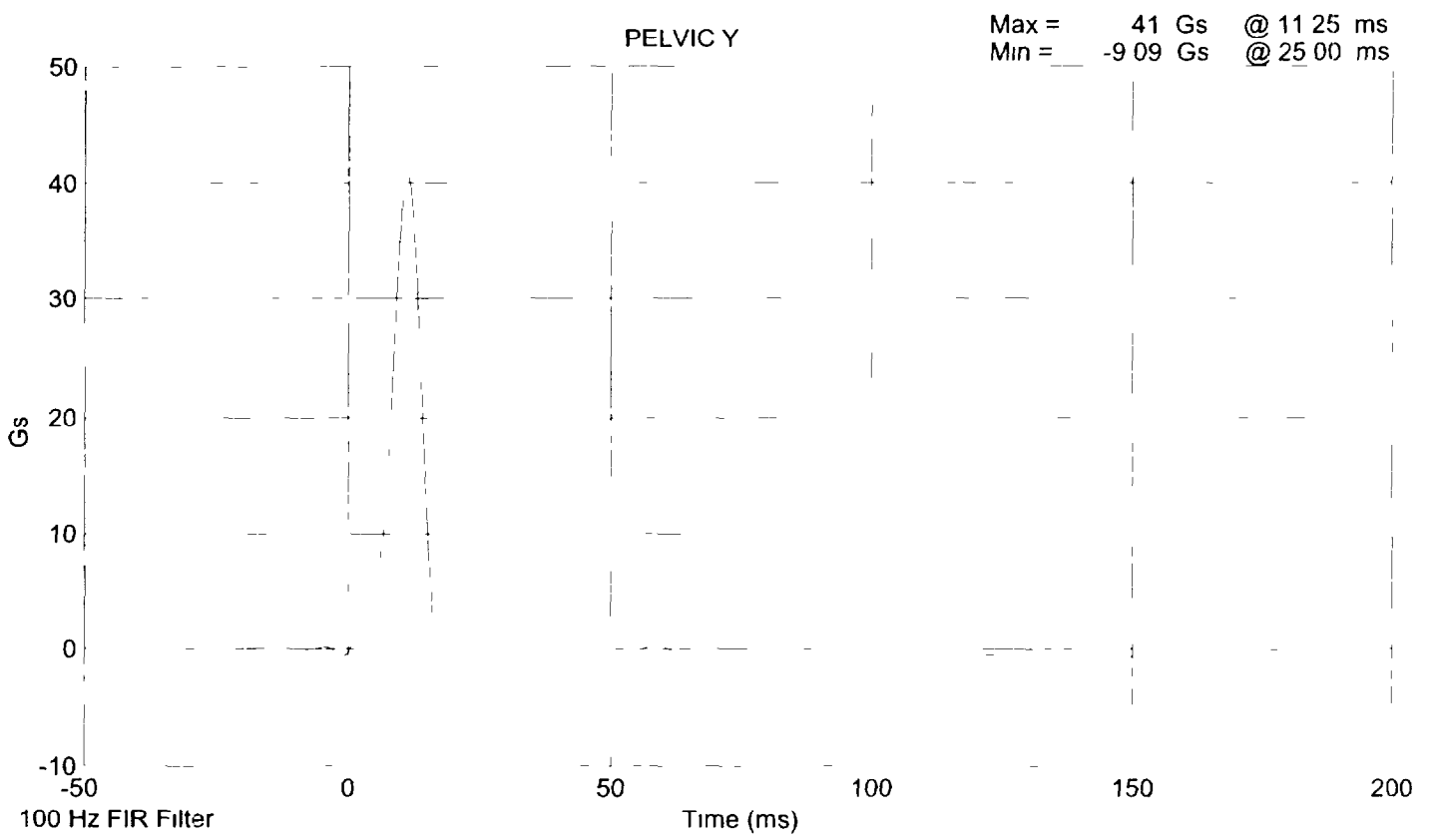
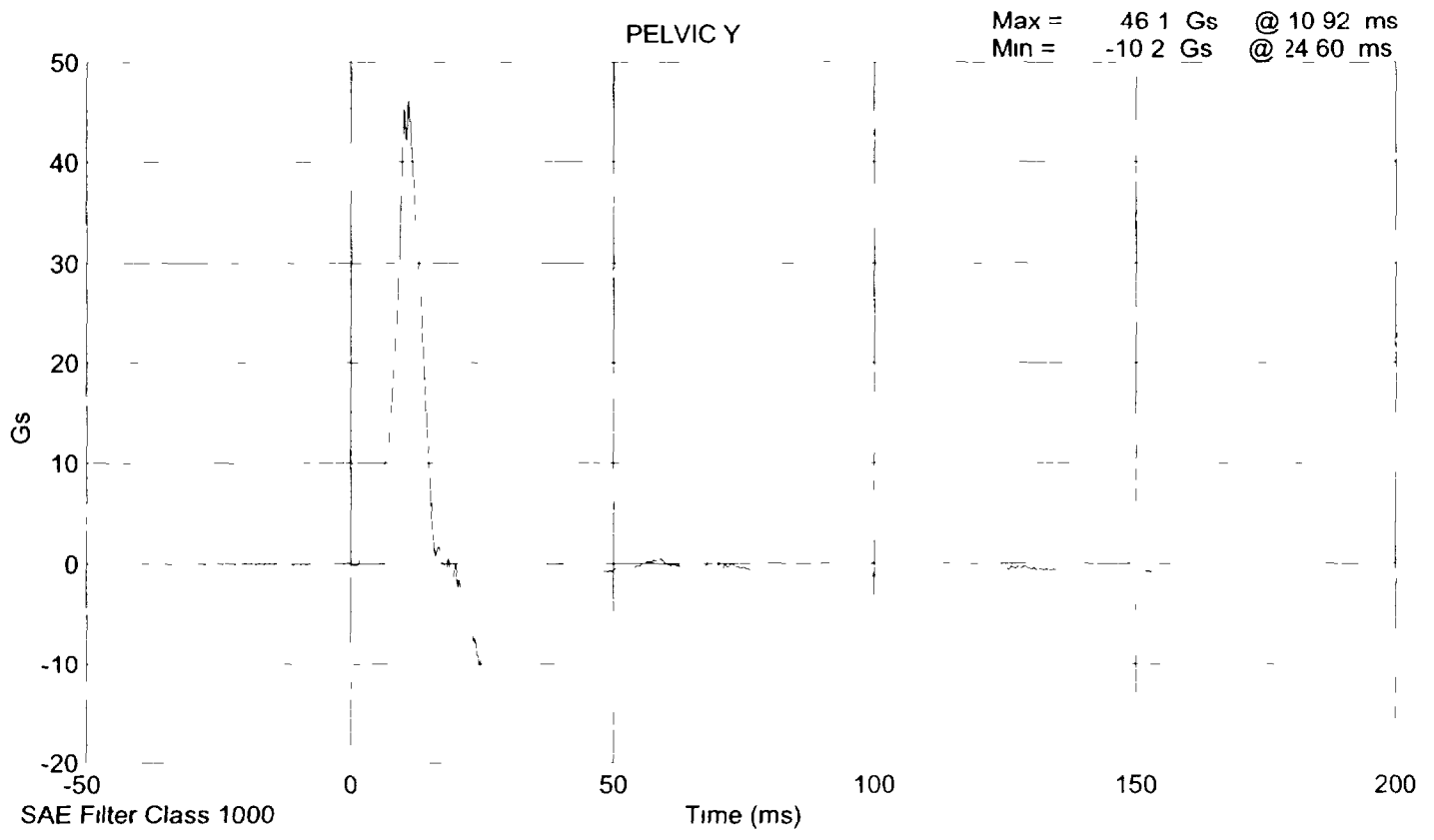
CONFIGURED FOR LEFT SIDE IMPACT

SID Serial No 015 Sequential Test Number 1
Date 1/5/01 Laboratory Technician B Swiecicki

TEST PARAMETER	SPECIFICATION	TEST RESULTS
TEMPERATURE (°C)	18.9 - 25.5	21.7
RELATIVE HUMIDITY (%)	10 - 70	32
PROBE SPEED (m/s)	4.27 - 4.33	4.27
PELVIS ACCELERATION (g's)	40 - 60	40.97

REMARKS: None

SID 015 Pelvic Impact Test @ 4 2702 m/s



HEAD DROP TEST
PRE-TEST
(Test not required for SID certification)

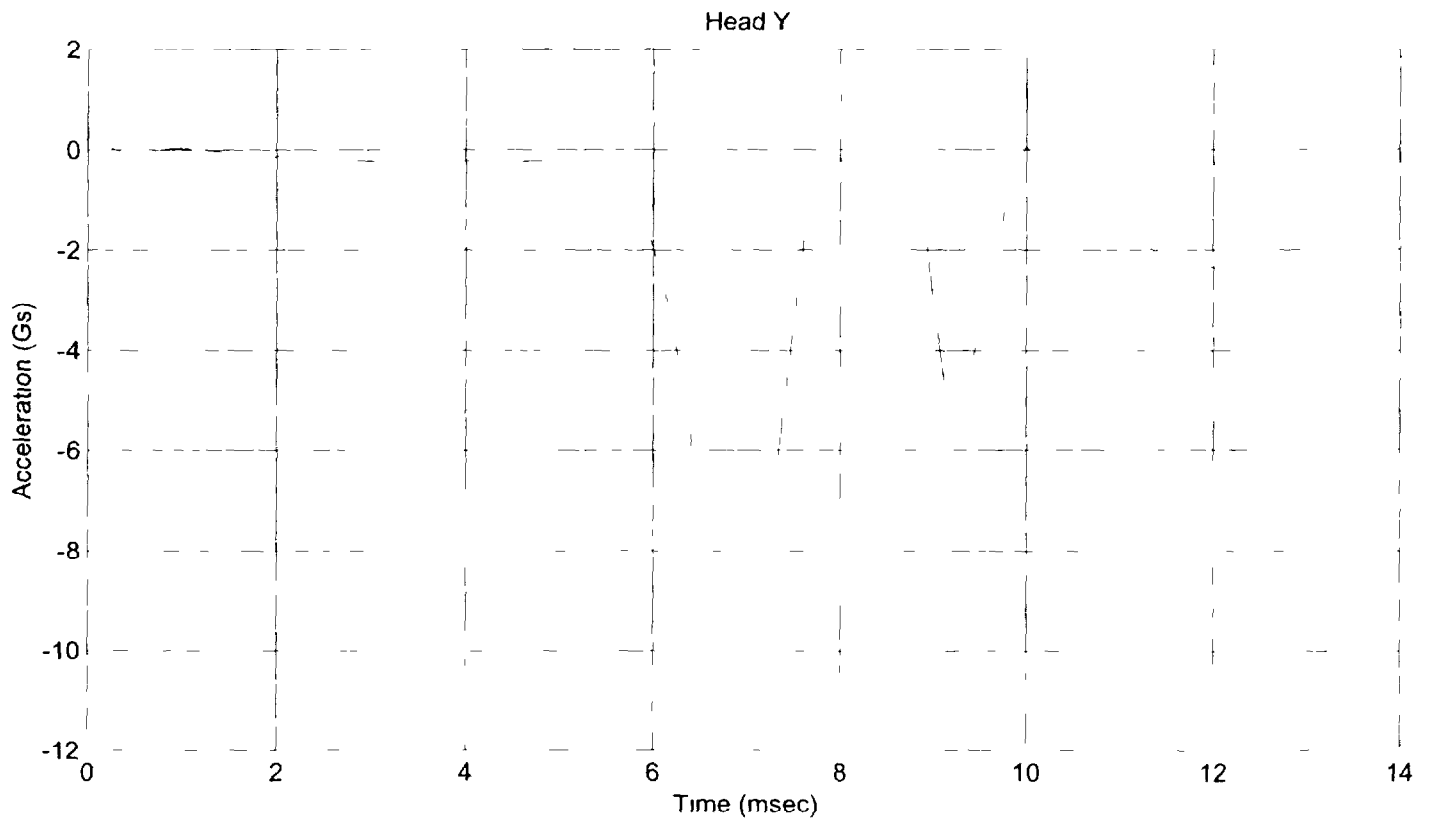
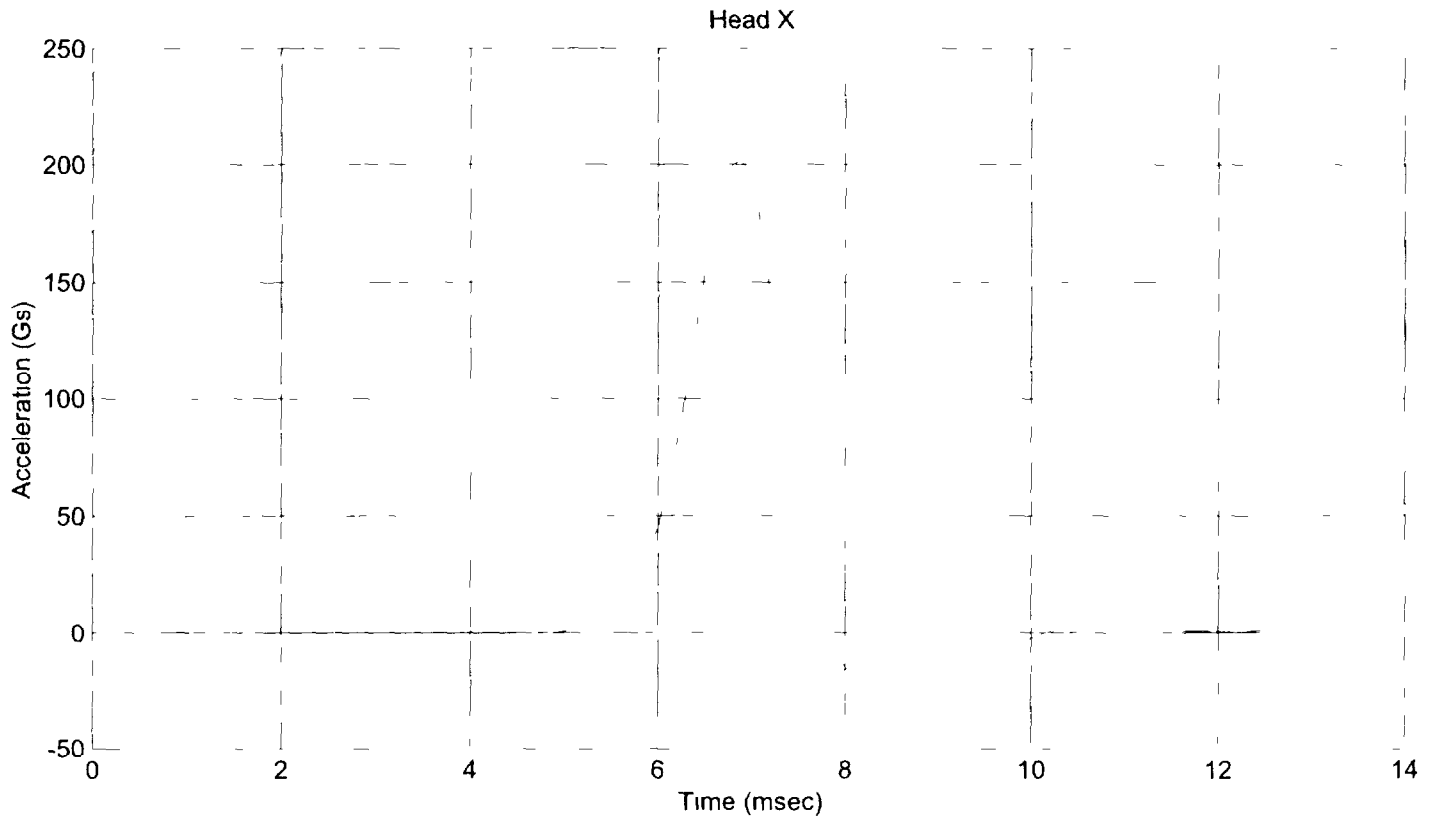
CONFIGURED FOR LEFT SIDE IMPACT

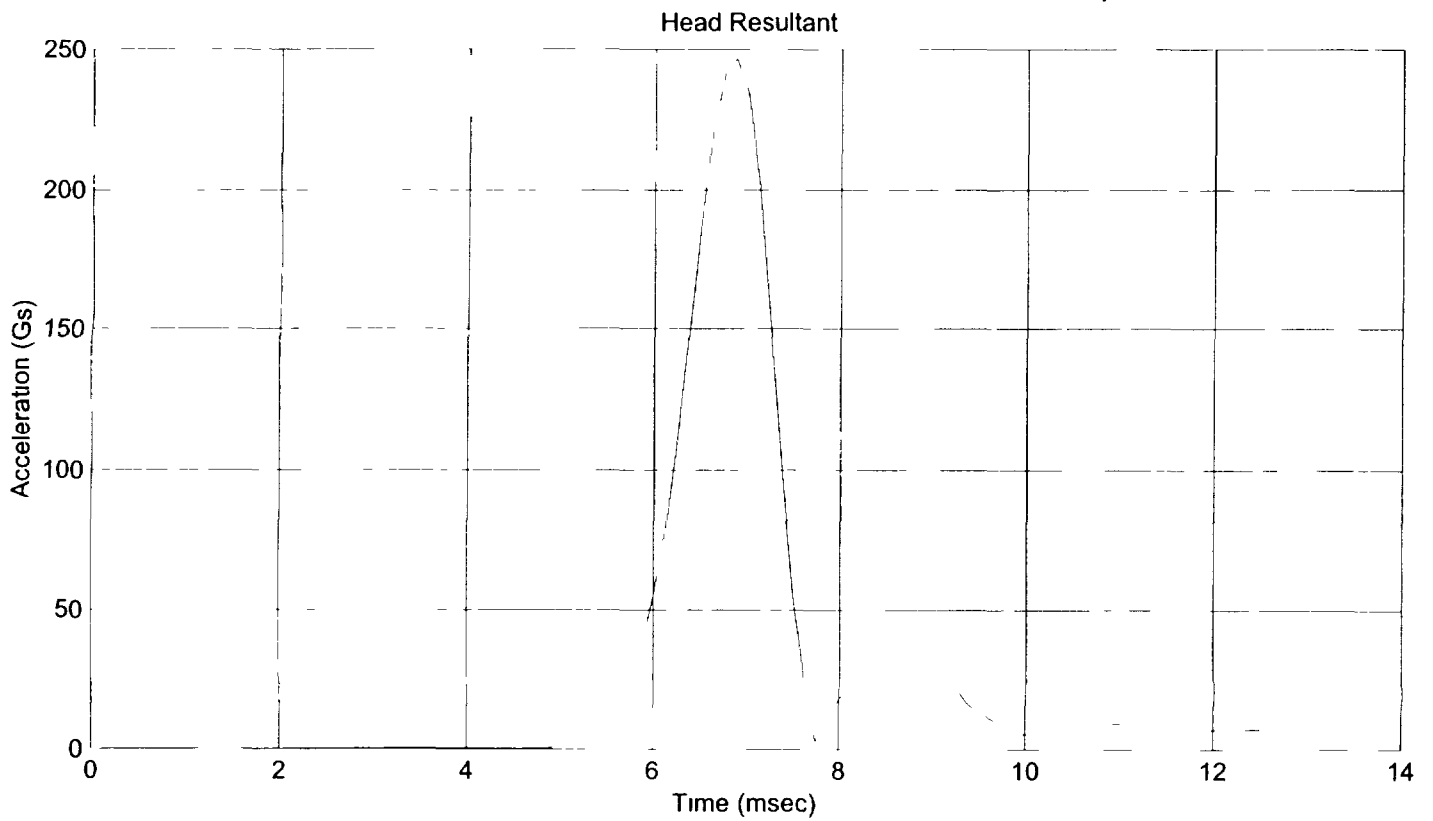
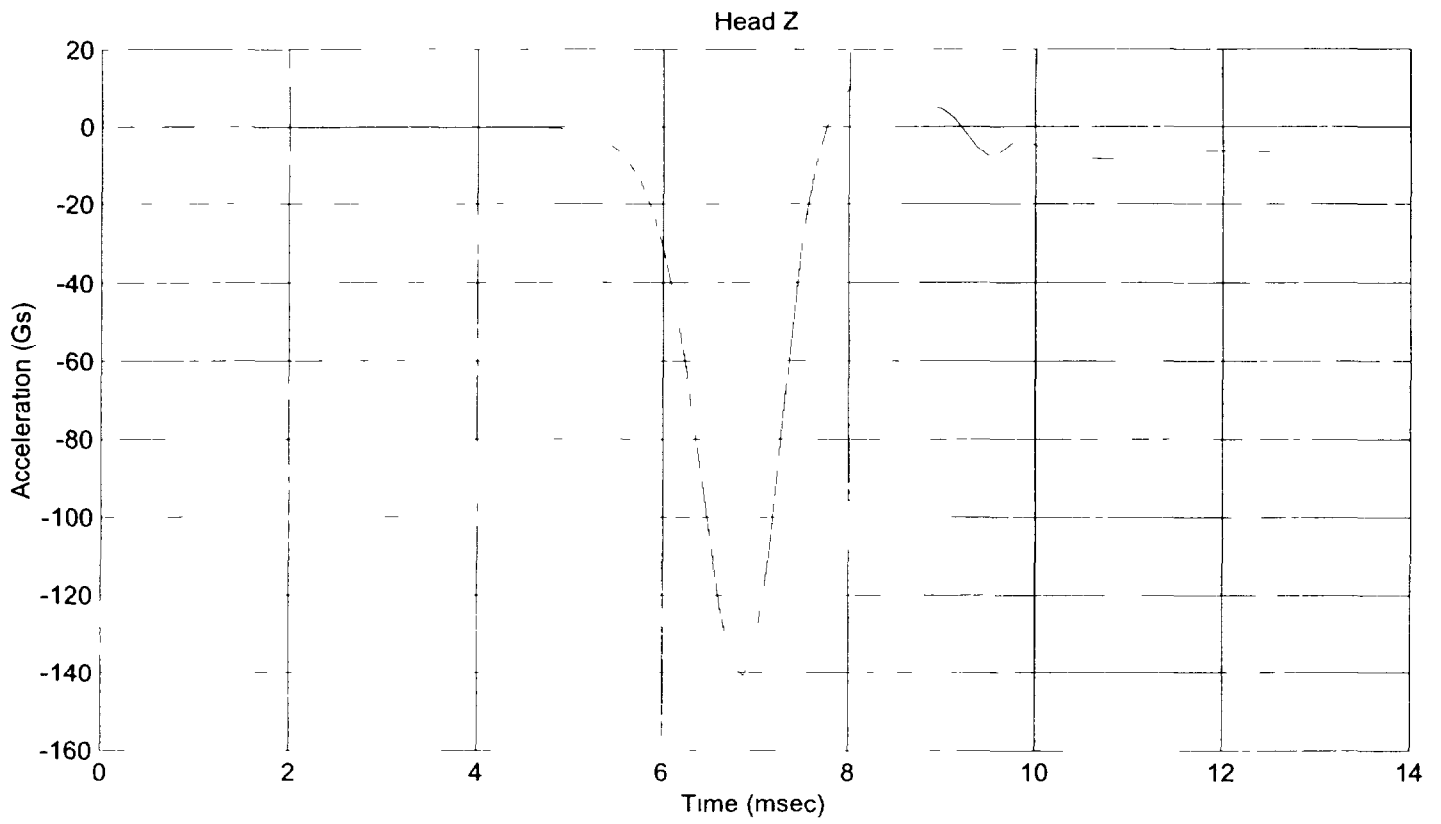
SID Serial No 015 Sequential Test Number 1
Date 1/5/01 Laboratory Technician B Swiecicki

TEST PARAMETER	SPECIFICATION	TEST RESULTS
TEMPERATURE (°C)	18.9 - 25.5	21.7
RELATIVE HUMIDITY (%)	10 - 70	31.0
PEAK RESULTANT ACCELERATION (Gs)	210 - 260	246.65
PEAK LATERAL ACCELERATION (Gs)	Not to Exceed 10	9.36
UNIMODAL CRITERIA ABOVE 100 Gs (ms)	0.9 - 1.5	1.12

REMARKS: None

Hybrid II Head Drop Calibration 015901 hdp





ABDOMINAL COMPRESSION TEST

PRE-TEST

(Test not required for SID certification)

CONFIGURED FOR LEFT SIDE IMPACT

SID Serial No 015 Sequential Test Number 1
Date 1/8/01 Laboratory Technician B. Swiecicki

TEST PARAMETER	SPECIFICATION	TEST RESULTS
TEMPERATURE (°C)	18.9 - 25.5	21.7
RELATIVE HUMIDITY (%)	10 - 70	32
FORCE @ 13 mm (N)	104 - 162	113.4
FORCE @ 19 mm (N)	163 - 221	169.5
FORCE @ 25 mm (N)	222 - 280	257.1
FORCE @ 33 mm (N)	325 - 391	373.7

REMARKS: None

Dummy S/N 15

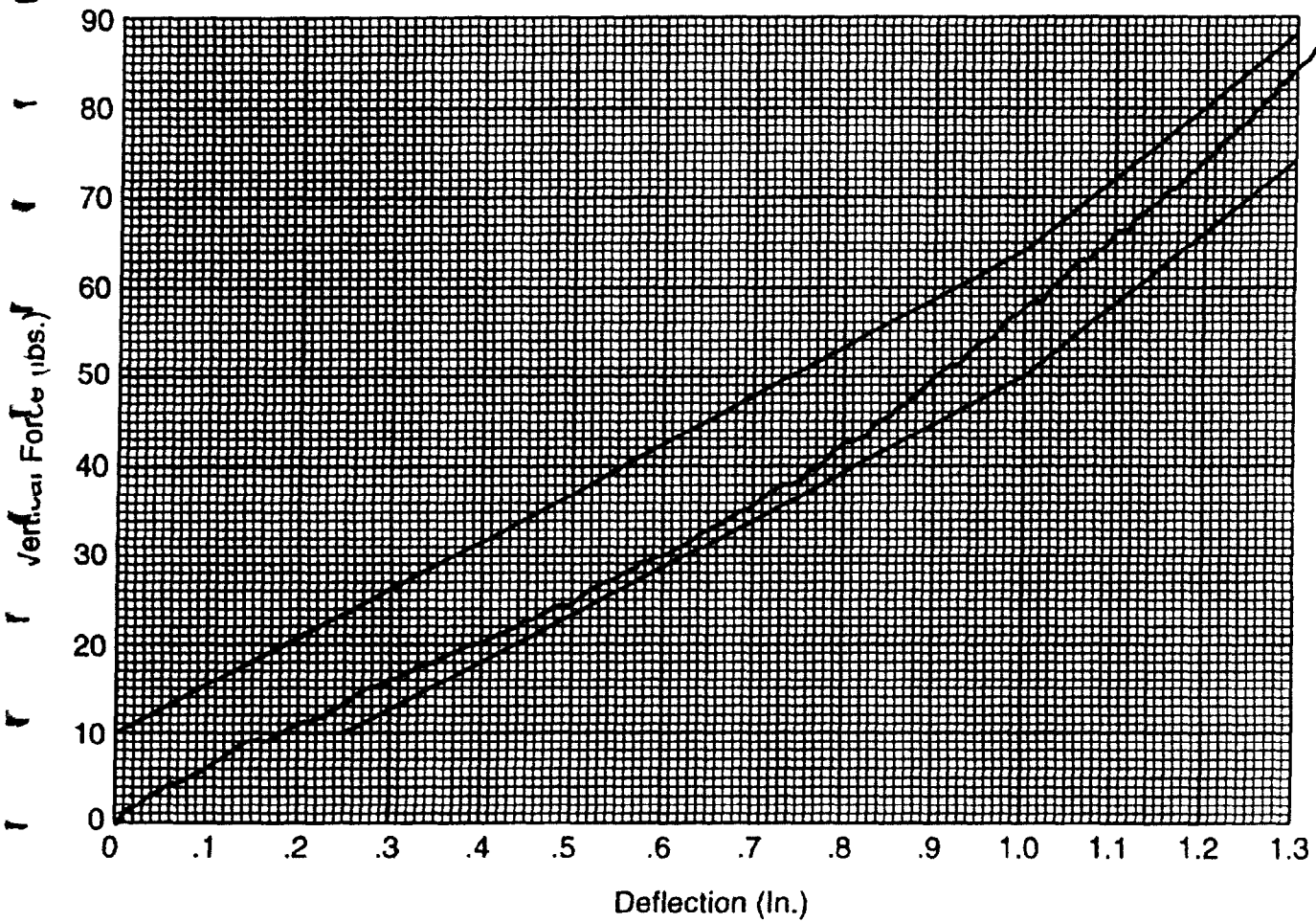
W/A _____

Date 1-8-2001

Performed By [Signature]

Temp. 71°

Humidity 32%



Hybrid II
Abdomen Static Press

ORIGINAL

LUMBAR FLEXION TEST
PRE-TEST
(Test not required for SID certification)

CONFIGURED FOR LEFT SIDE IMPACT

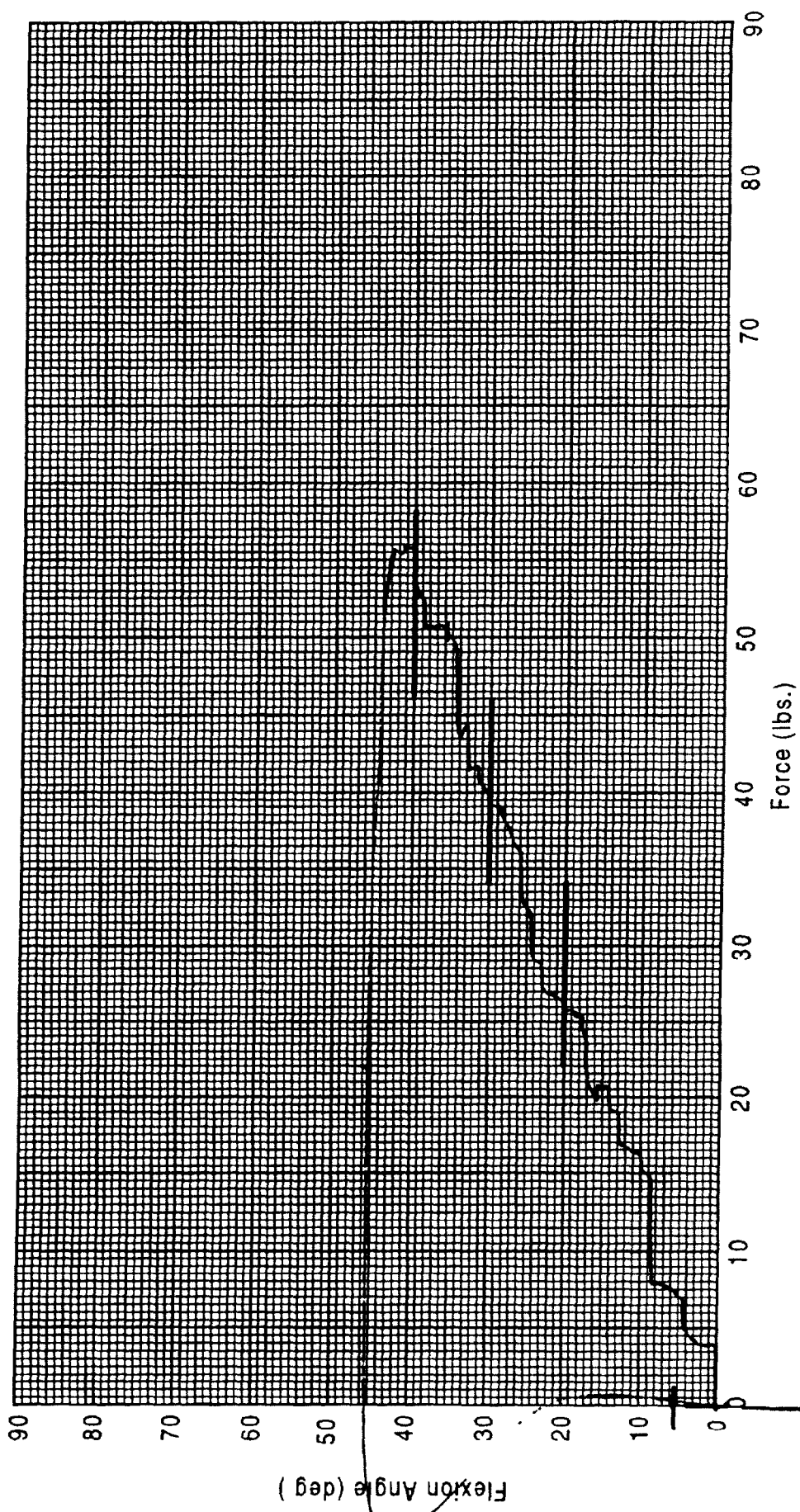
SID Serial No 015 Sequential Test Number 1
Date /4/01 Laboratory Technician B Swiecicki

TEST PARAMETER	SPECIFICATION	TEST RESULTS
TEMPERATURE (°C)	18.9 - 25.5	21.1
RELATIVE HUMIDITY (%)	10 - 70	31
FORCE @ 0° (N)	0 - 267	0
FORCE @ 20° (N)	97.8 - 151.2	115.7
FORCE @ 30° (N)	151.2 - 204.6	173.5
FORCE @ 40° (N)	204.6 - 258	238.0
RETURN ANGLE	12° max	5.5°

REMARKS: None

Dummy S/N 10-1
 W/A _____
 Date 1-4-2001
 Performed By [Signature]
 Temp. 70°
 Humidity 31%

ORIGINAL



Hybrid II Lumbar Spine Flexion Test

PRE-TEST DUMMY INSPECTION LIST

CONFIGURED FOR LEFT SIDE IMPACT

SID Serial No 015 Sequential Test Number 1
 Date 1/8/01 Laboratory Technician B Swiecicki

PART	ITEMS CHECKED	COMMENTS
SKIN	VISUAL INSPECTION	OK
HEAD	VISUAL, BALLAST, ACCELEROMETER MOUNT	OK
NECK	VISUAL, CABLE TORQUE	OK
SPINE BOX	VISUAL, BALLAST, WELDMENT, ACCELEROMETER MOUNT	OK
RIB CAGE	VISUAL, MEASURE, STIFFENERS	OK
STERNUM	VISUAL	OK
LUMBAR SPINE	VISUAL	OK
ABDOMEN	VISUAL	OK
PELVIS	VISUAL, PALPATE, ACCELEROMETER MOUNT	OK
UPPER LEGS	VISUAL	OK
KNEES	VISUAL, STOPS, INSERTS	OK
LOWER LEGS	VISUAL, RANGE OF MOTION	OK
ANKLES	VISUAL, RANGE OF MOTION	OK
FEET	VISUAL, RANGE OF MOTION	OK
JOINTS	1 TO 2 g RANGE	OK
OTHER	NONE	-

REMARKS: None

**CALIBRATION TEST RESULTS
POST TEST**

SID NO.: 013

CONFIGURED FOR LEFT SIDE IMPACT

**CALIBRATION TEST RESULTS SUMMARY
POST TEST**

CONFIGURED FOR LEFT SIDE IMPACT

SID Serial No 013 Sequential Test Number 1
Date 1/21/01 Laboratory Technician B Swiecicki

TEST	COMMENTS
EXTERNAL DIMENSIONS	Passed all requirements
LATERAL THORAX IMPACT TEST	Passed all requirements
LATERAL PELVIS IMPACT TEST	Passed all requirements
HEAD DROP TEST*	Passed all requirements
ABDOMINAL COMPRESSION TEST*	Passed all requirements
LUMBAR FLEXION TEST*	Passed all requirements

* Test not required for SID certification

REMARKS: None

**EXTERNAL DIMENSIONS
POST TEST**

CONFIGURED FOR LEFT SIDE IMPACT

SID Serial No 013 Sequential Test Number 1
Date 1/21/01 Laboratory Technician B Swiecicki

TEST PARAMETER	SPECIFICATION	TEST RESULTS
SH- Seated Height (mm)	889 - 909	902
RH- Rib Height (mm)	502 - 520	512
HP- Hip Pivot Height (mm)	99 ref	99
RD- Rib from Back Line (mm)	229 - 241	236
KH- Knee Pivot from Back Line (mm)	511 - 526	518
KV- Knee Pivot to Floor (mm)	490 - 505	493
HW- Hip Width (mm)	356 - 391	373

REMARKS: None

**LATERAL THORAX IMPACT TEST
POST TEST**

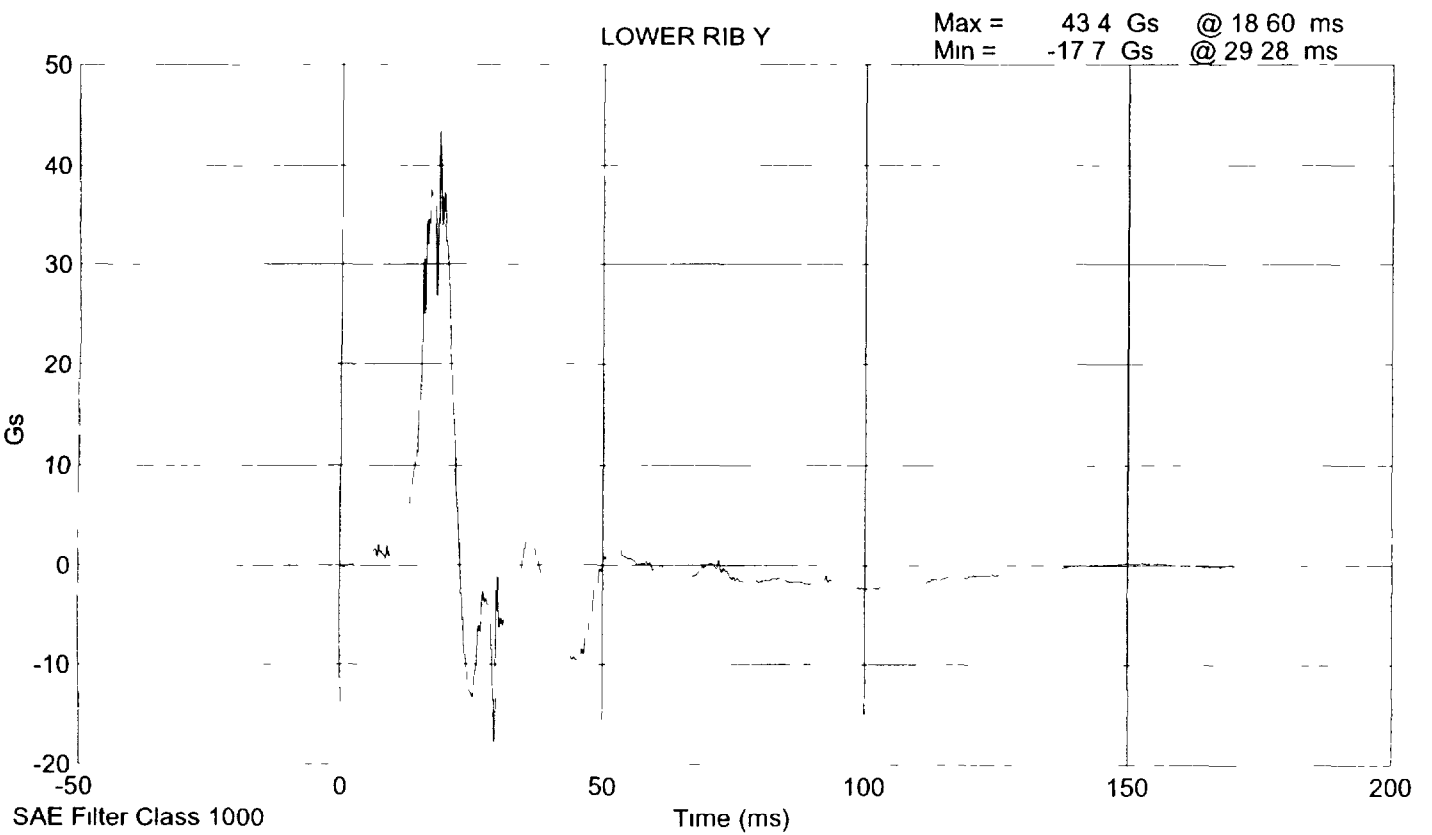
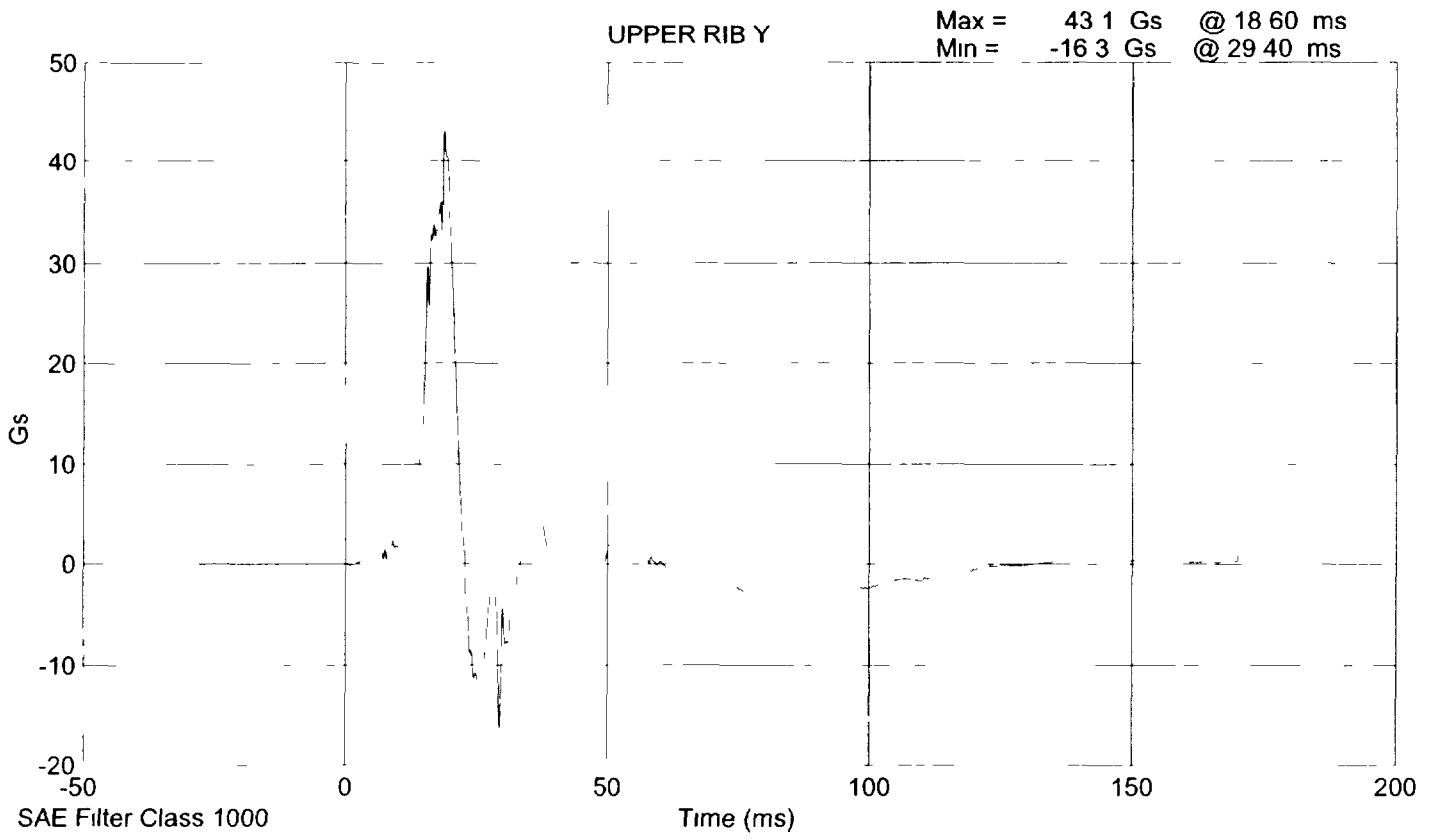
CONFIGURED FOR LEFT SIDE IMPACT

SID Serial No 013 Sequential Test Number 1
Date 1/21/01 Laboratory Technician B Swiecicki

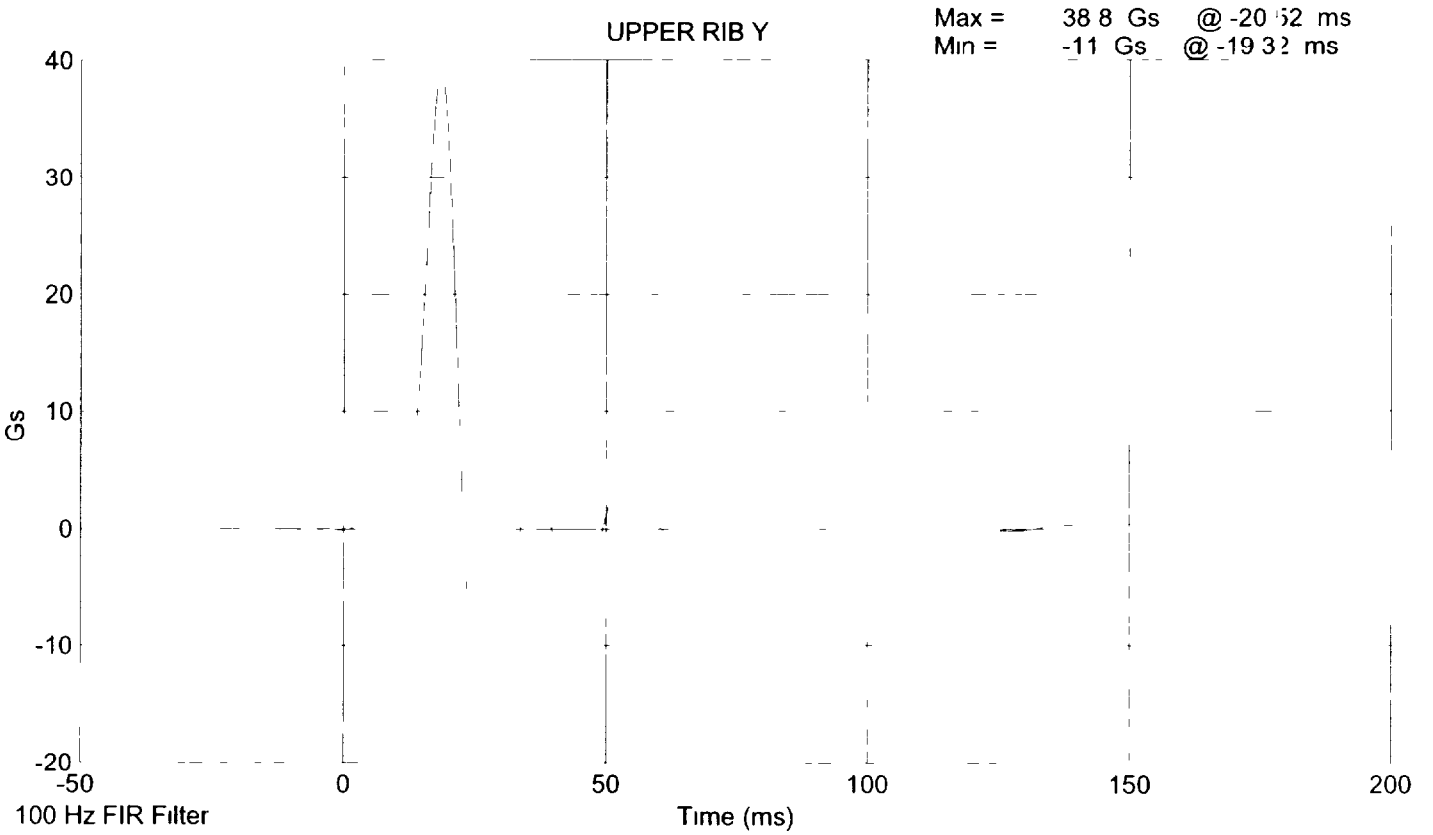
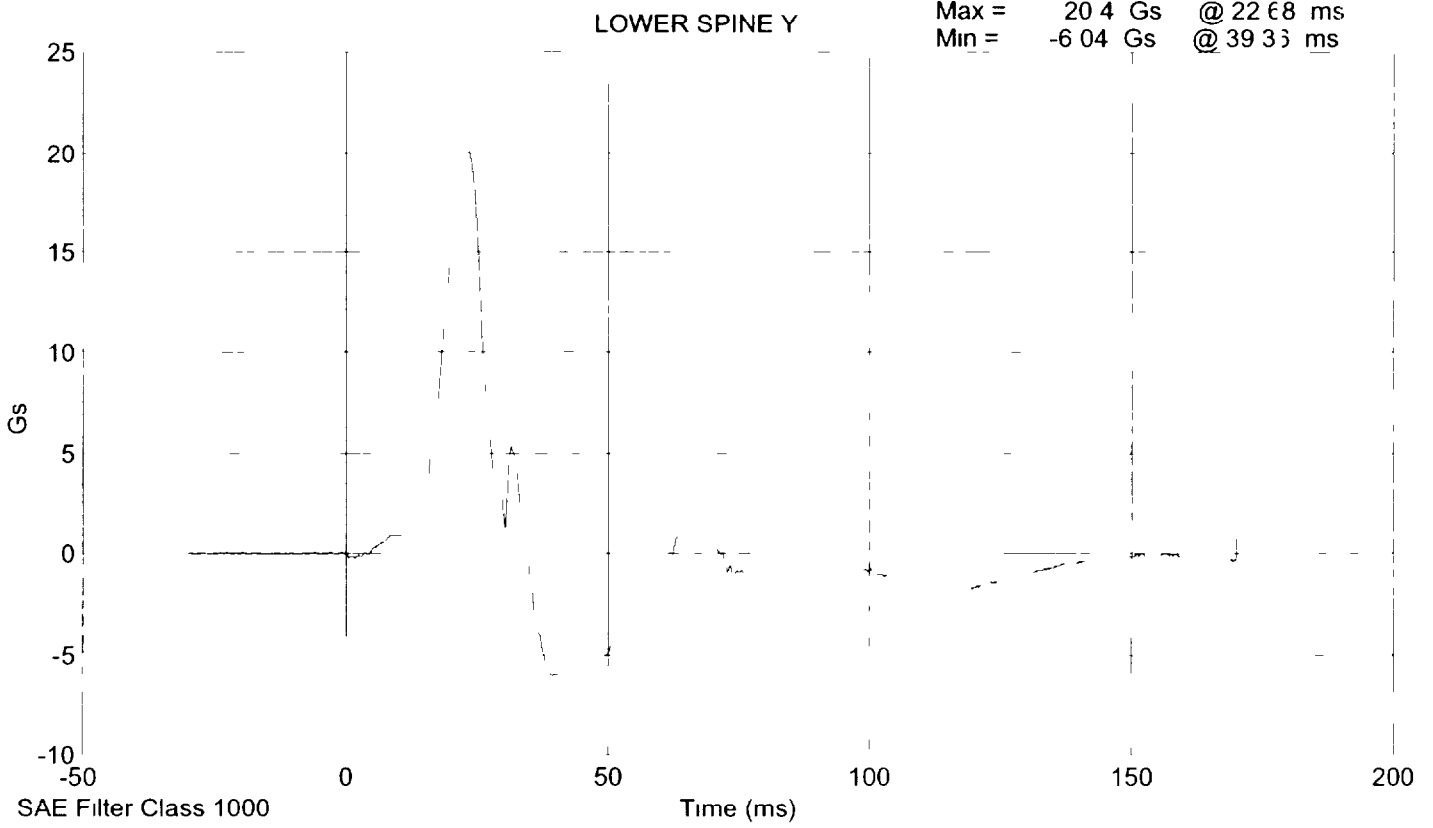
TEST PARAMETER	SPECIFICATION	TEST RESULTS
TEMPERATURE (°C)	18.9 - 25.5	21.7
RELATIVE HUMIDITY (%)	10 - 70	31.0
PROBE SPEED (m/s)	4.27 - 4.33	4.29
UPPER RIB (g's)	37 - 46	38.8
LOWER RIB (g's)	37 - 46	38.1
LOWER SPINE (g's)	15 - 22	20.2

REMARKS: None

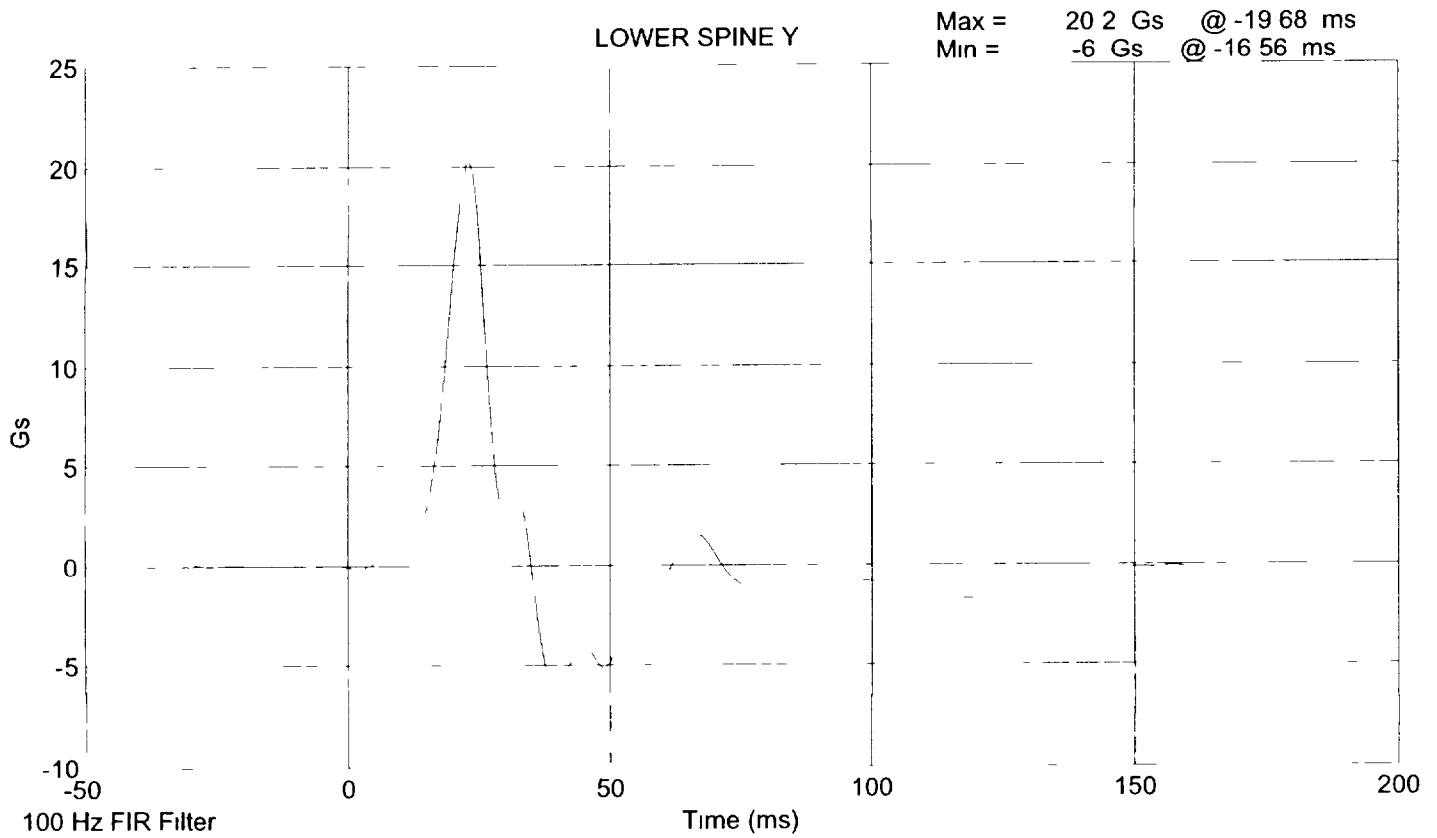
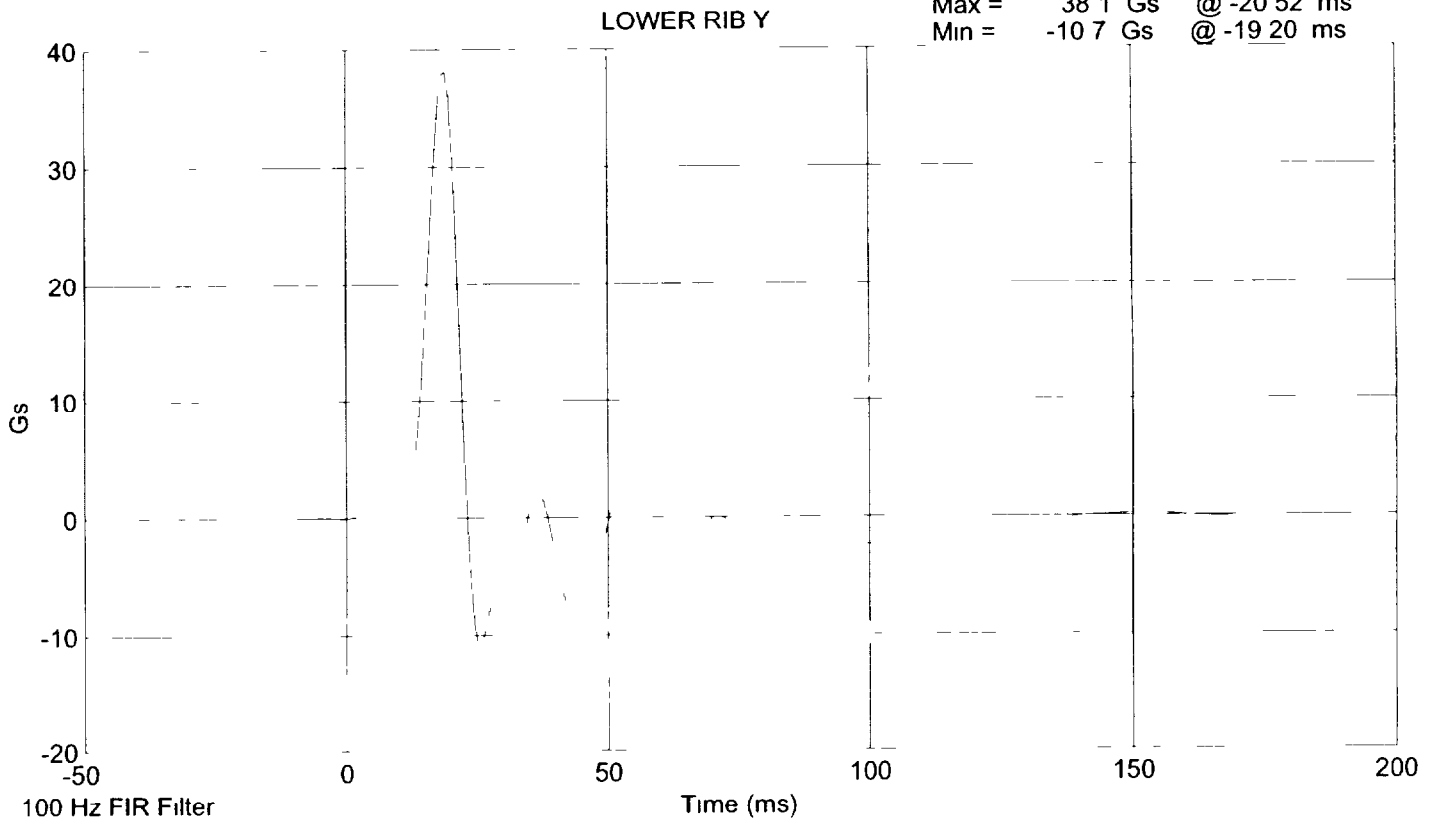
SID 013 Thorax Impact Test @ 4 2855 m/s



SID 013 Thorax Impact Test @ 4 2855 m/s



SID 013 Thorax Impact Test @ 4 2855 m/s



**LATERAL PELVIS IMPACT TEST
POST TEST**

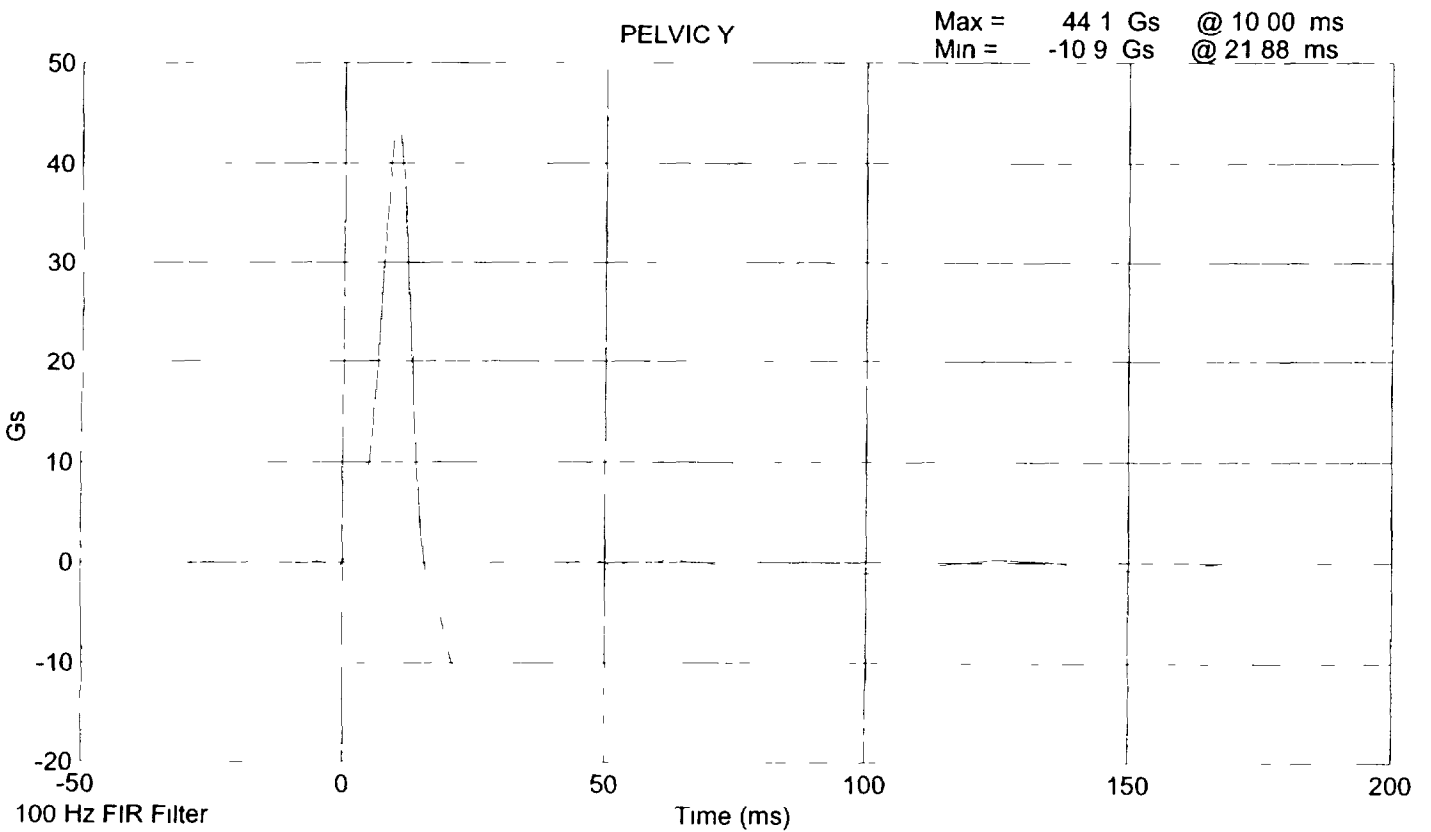
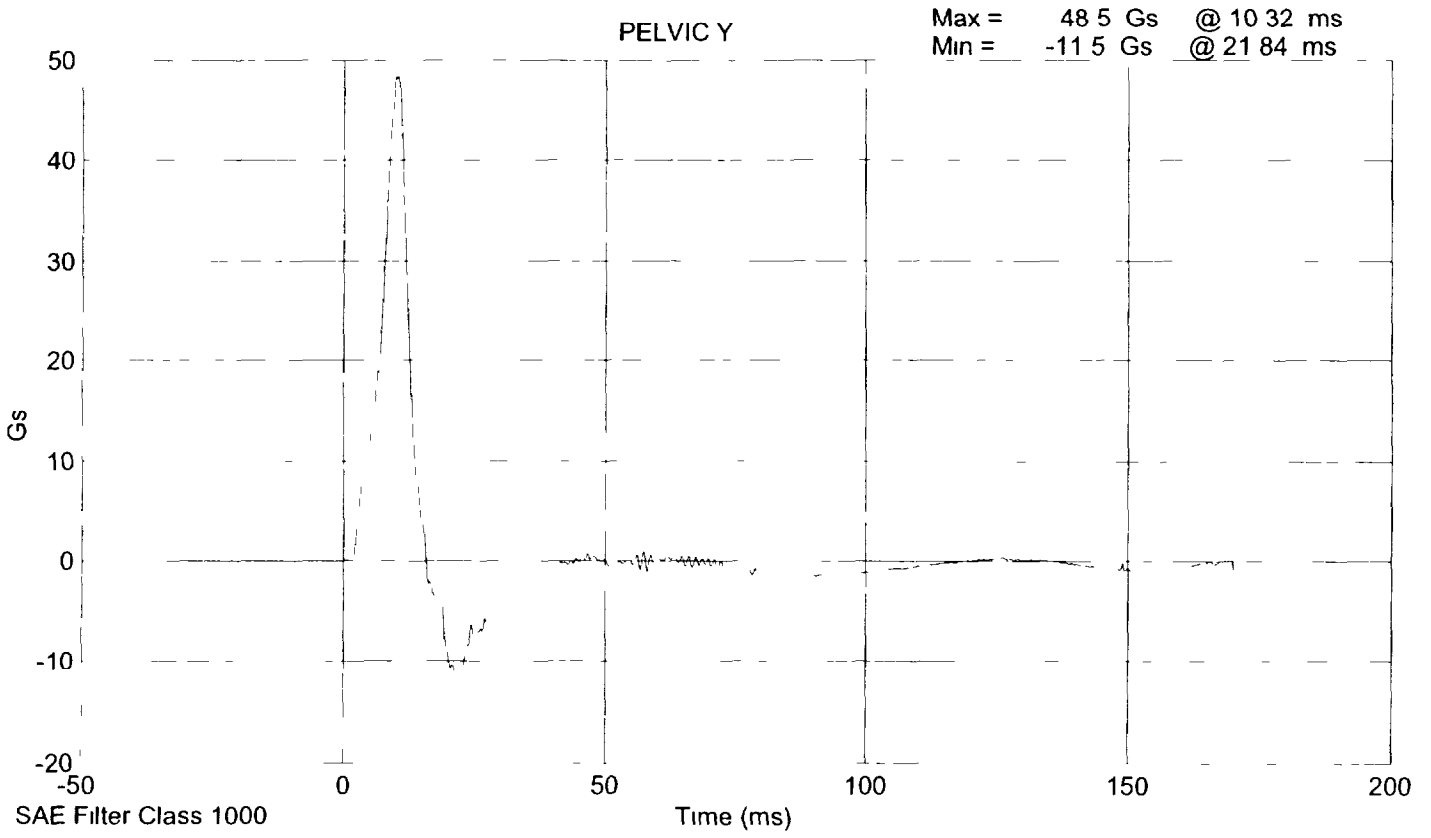
CONFIGURED FOR LEFT SIDE IMPACT

SID Serial No 013 Sequential Test Number 1
Date 1/21/01 Laboratory Technician B Swiecicki

TEST PARAMETER	SPECIFICATION	TEST RESULTS
TEMPERATURE (°C)	18.9 - 25.5	21.7
RELATIVE HUMIDITY (%)	10 - 70	31.0
PROBE SPEED (m/s)	4.27 - 4.33	4.29
PELVIS ACCELERATION (g's)	40 - 60	44.1

REMARKS: None

SID 013 Pelvic Impact Test @ 4 2855 m/s



HEAD DROP TEST

POST-TEST

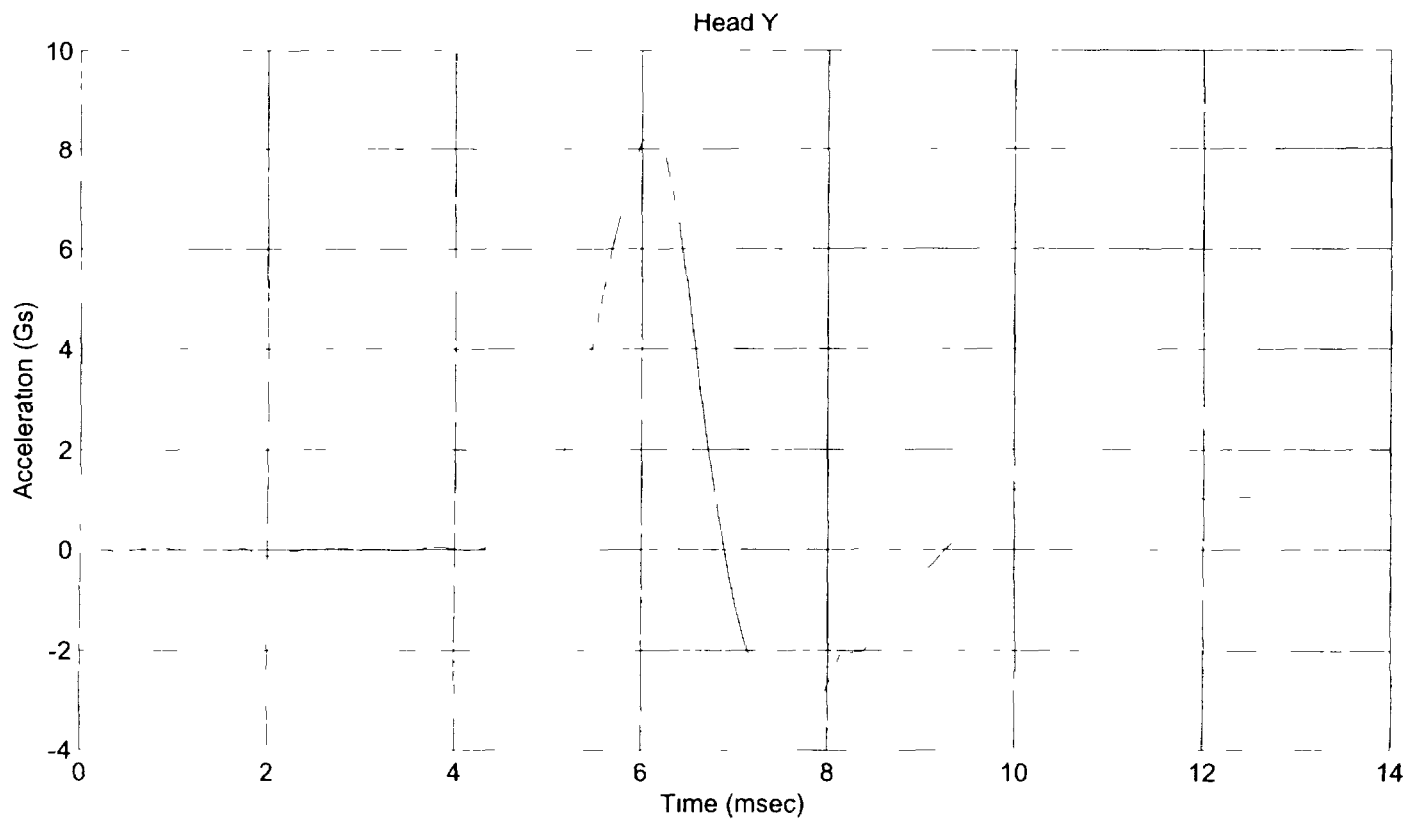
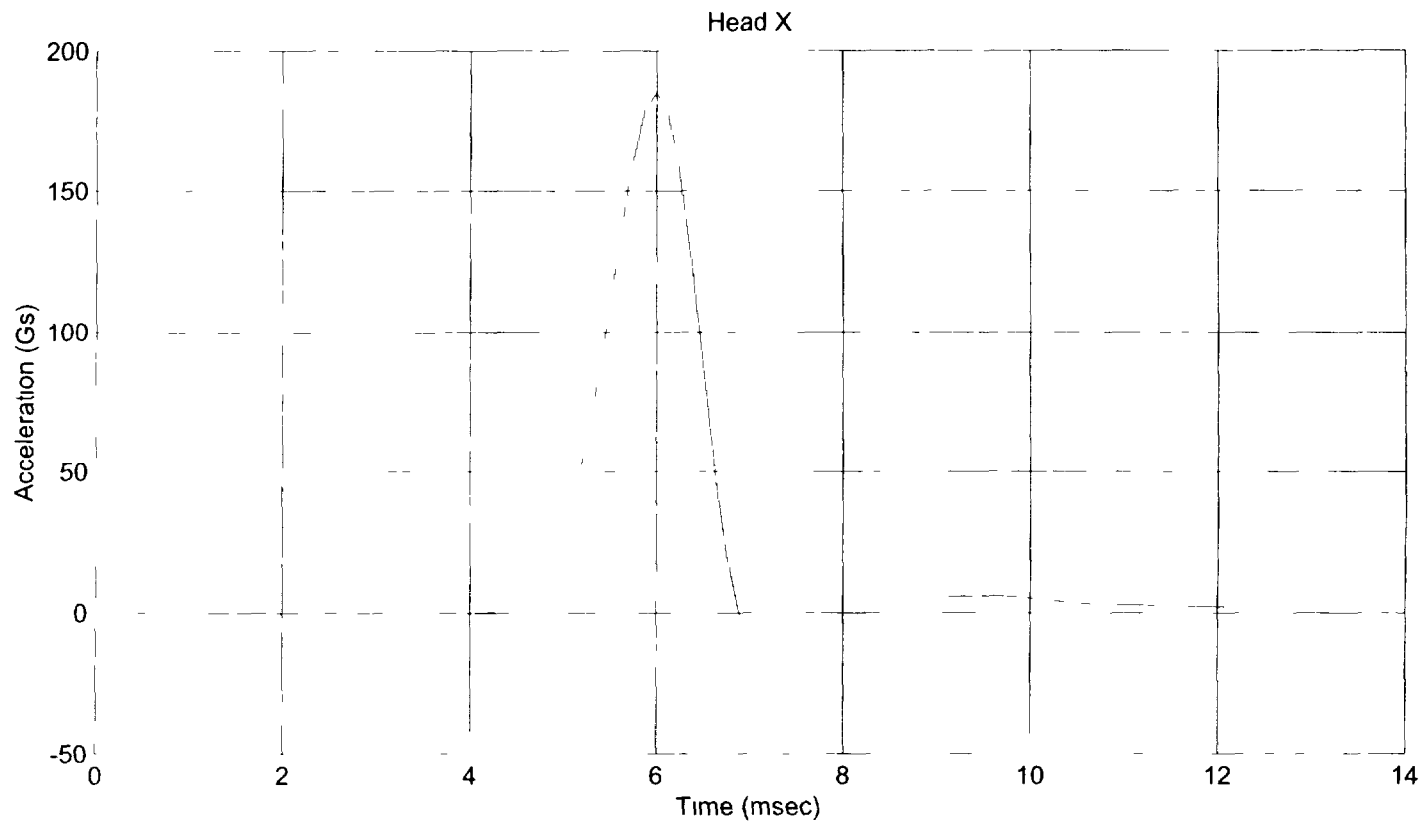
(Test not required for SID certification)

CONFIGURED FOR LEFT SIDE IMPACT

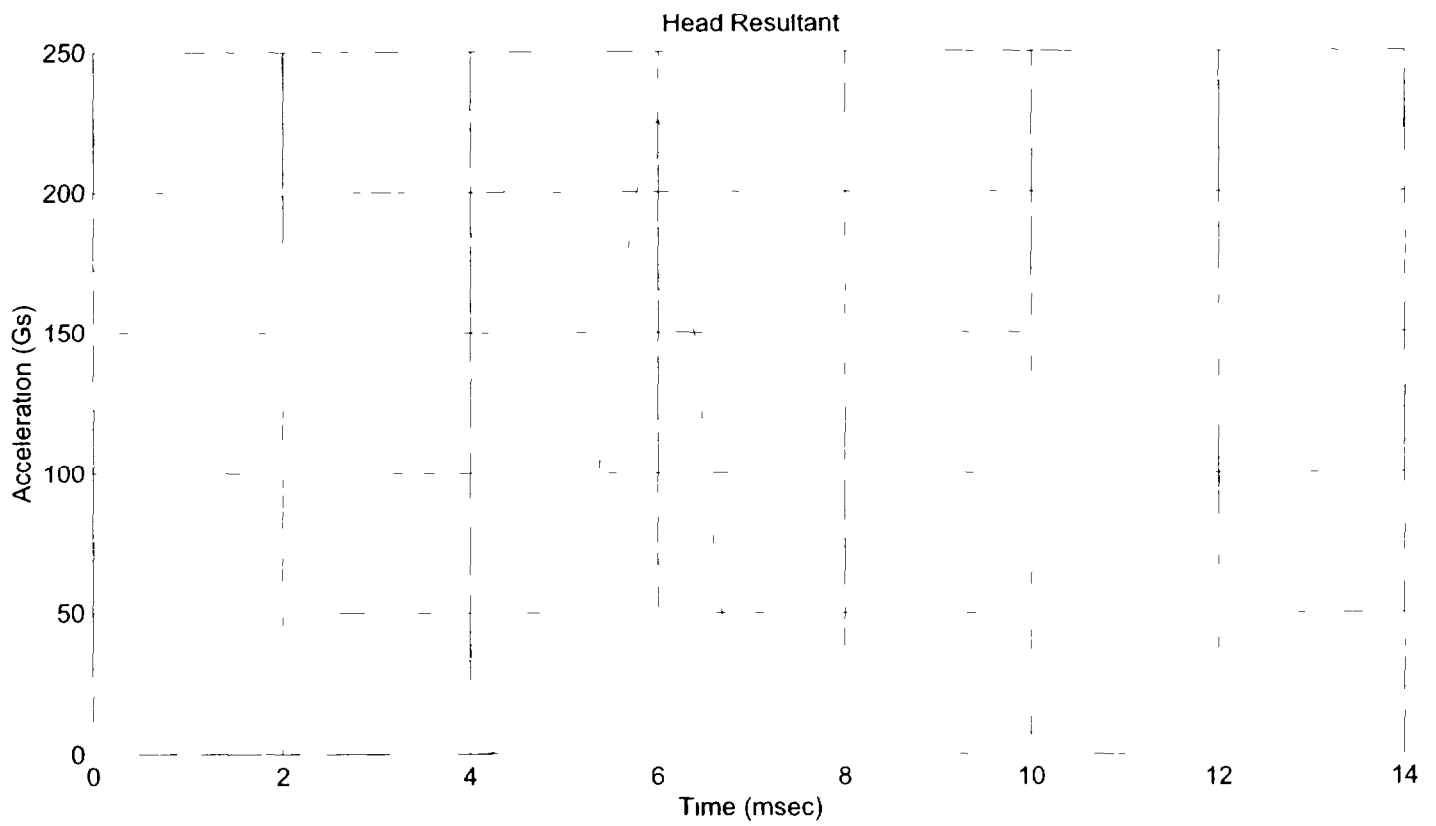
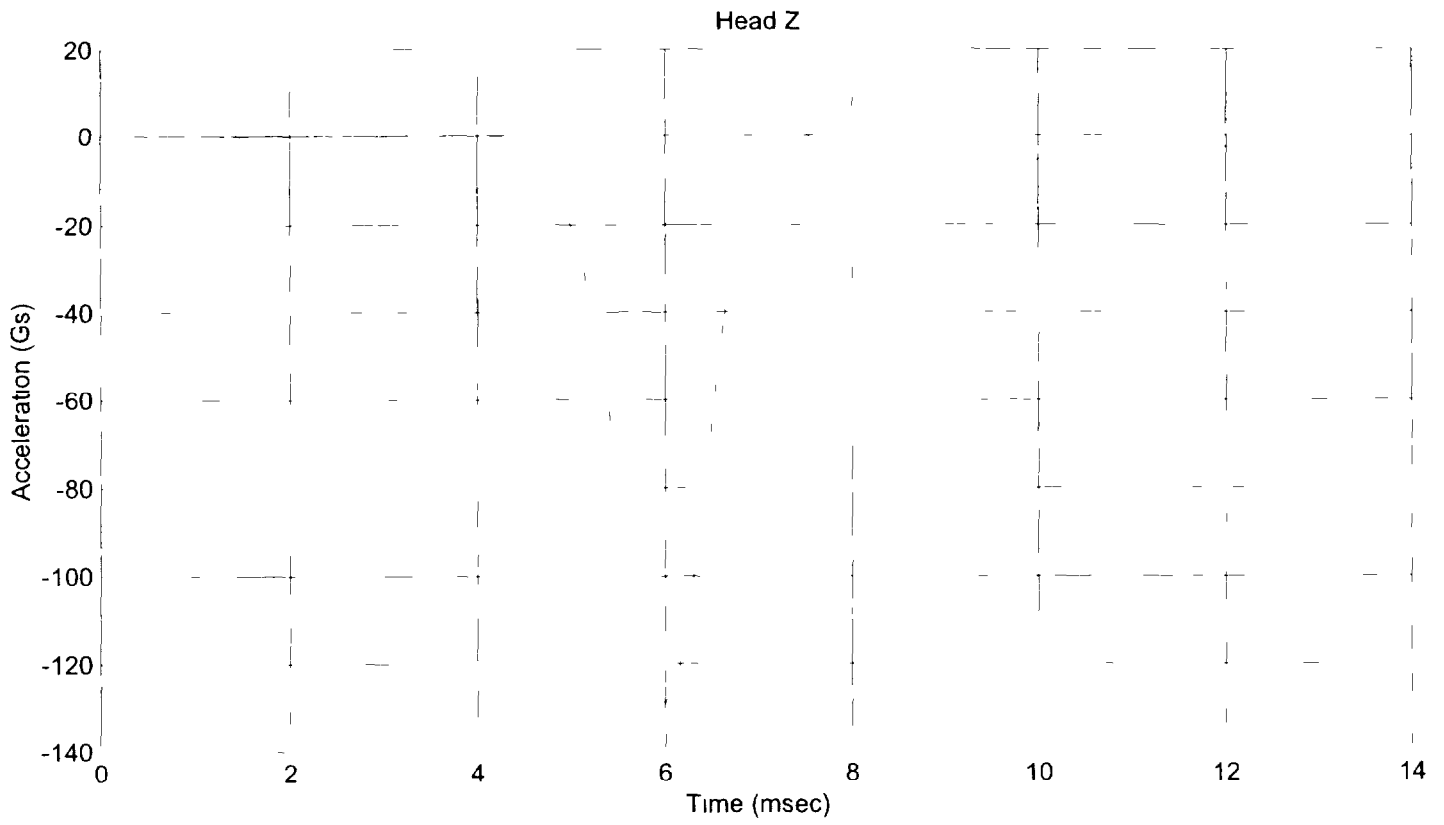
SID Serial No 013 Sequential Test Number 1
Date 1/21/01 Laboratory Technician B Swiecicki

TEST PARAMETER	SPECIFICATION	TEST RESULTS
TEMPERATURE (°C)	18.9 - 25.5	21.7
RELATIVE HUMIDITY (%)	10 - 70	31.0
PEAK RESULTANT ACCELERATION (Gs)	210 - 260	225.8
PEAK LATERAL ACCELERATION (Gs)	Not to Exceed 10	8.4
UNIMODAL CRITERIA ABOVE 100 Gs (ms)	0.9 - 1.5	1.1

REMARKS: None



Hybrid II Head Drop Calibration 013201 hdp



ABDOMINAL COMPRESSION TEST

POST TEST

(Test not required for SID certification)

CONFIGURED FOR LEFT SIDE IMPACT

SID Serial No 013

Sequential Test Number 1

Date 1/21/01

Laboratory Technician B Swiecicki

TEST PARAMETER	SPECIFICATION	TEST RESULTS
TEMPERATURE (°C)	18.9 - 25.5	21.7
RELATIVE HUMIDITY (%)	10 - 70	30
FORCE @ 13 mm (N)	104 - 162	111
FORCE @ 19 mm (N)	163 - 221	175
FORCE @ 25 mm (N)	222 - 280	238
FORCE @ 33 mm (N)	325 - 391	348

REMARKS: None

Dummy S/N 013

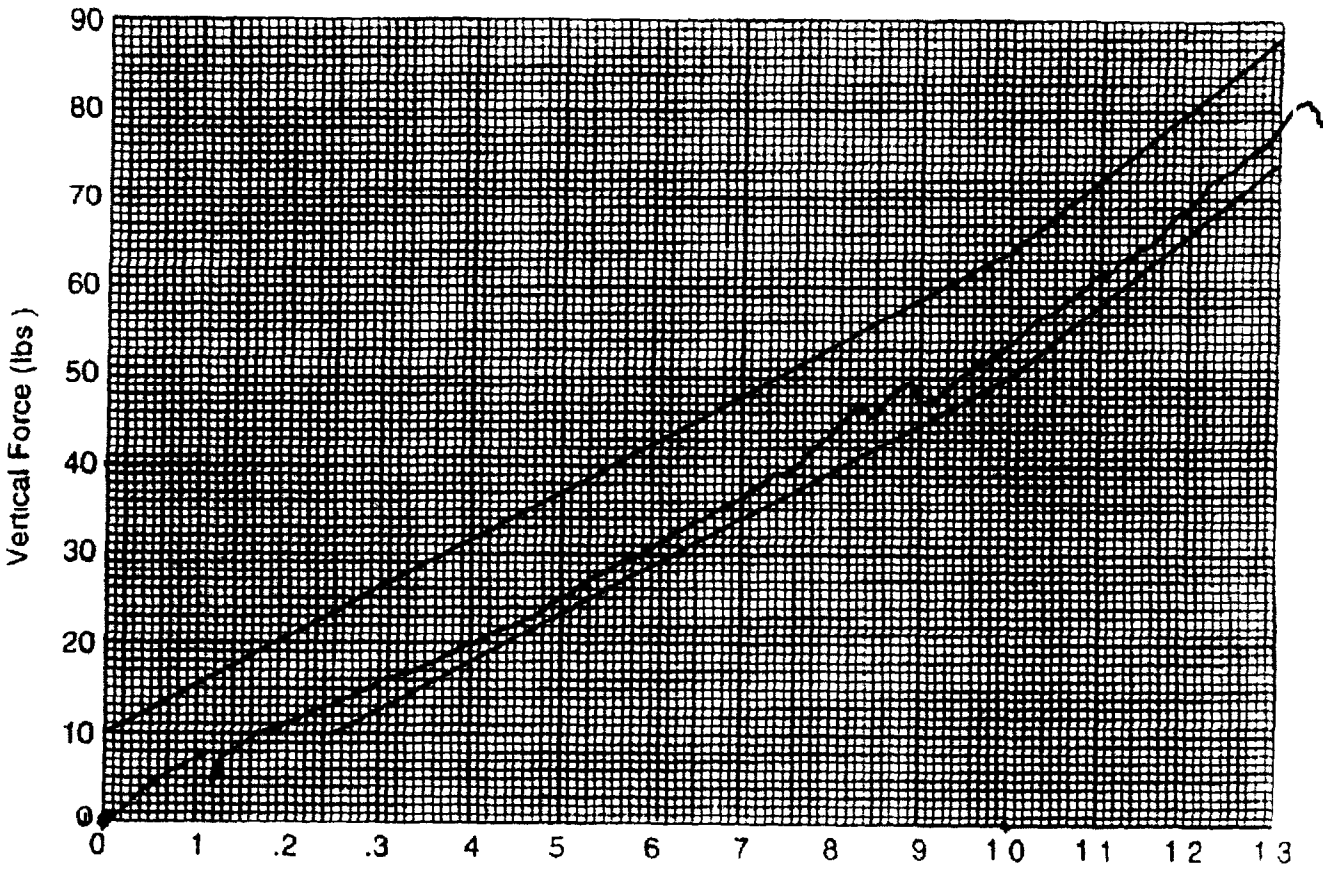
W/A _____

Date 1-21-2001

Performed By [Signature]

Temp 71°

Humidity 30%



Hybrid II
Abdomen Static Press

LUMBAR FLEXION TEST
POST TEST
(Test not required for SID certification)

CONFIGURED FOR LEFT SIDE IMPACT

SID Serial No 013 Sequential Test Number 1
Date 1/21/01 Laboratory Technician B Swiecicki

TEST PARAMETER	SPECIFICATION	TEST RESULTS
TEMPERATURE (°C)	18.9 - 25.5	21.7
RELATIVE HUMIDITY (%)	10 - 70	30
FORCE @ 0° (N)	0 - 26.7	0.0
FORCE @ 20° (N)	97.8 - 151.2	132.3
FORCE @ 30° (N)	151.2 - 204.6	196.2
FORCE @ 40° (N)	204.6 - 258	254.9
RETURN ANGLE	12° max	4.8°

REMARKS: None

Dummy S/N --- 013 ---

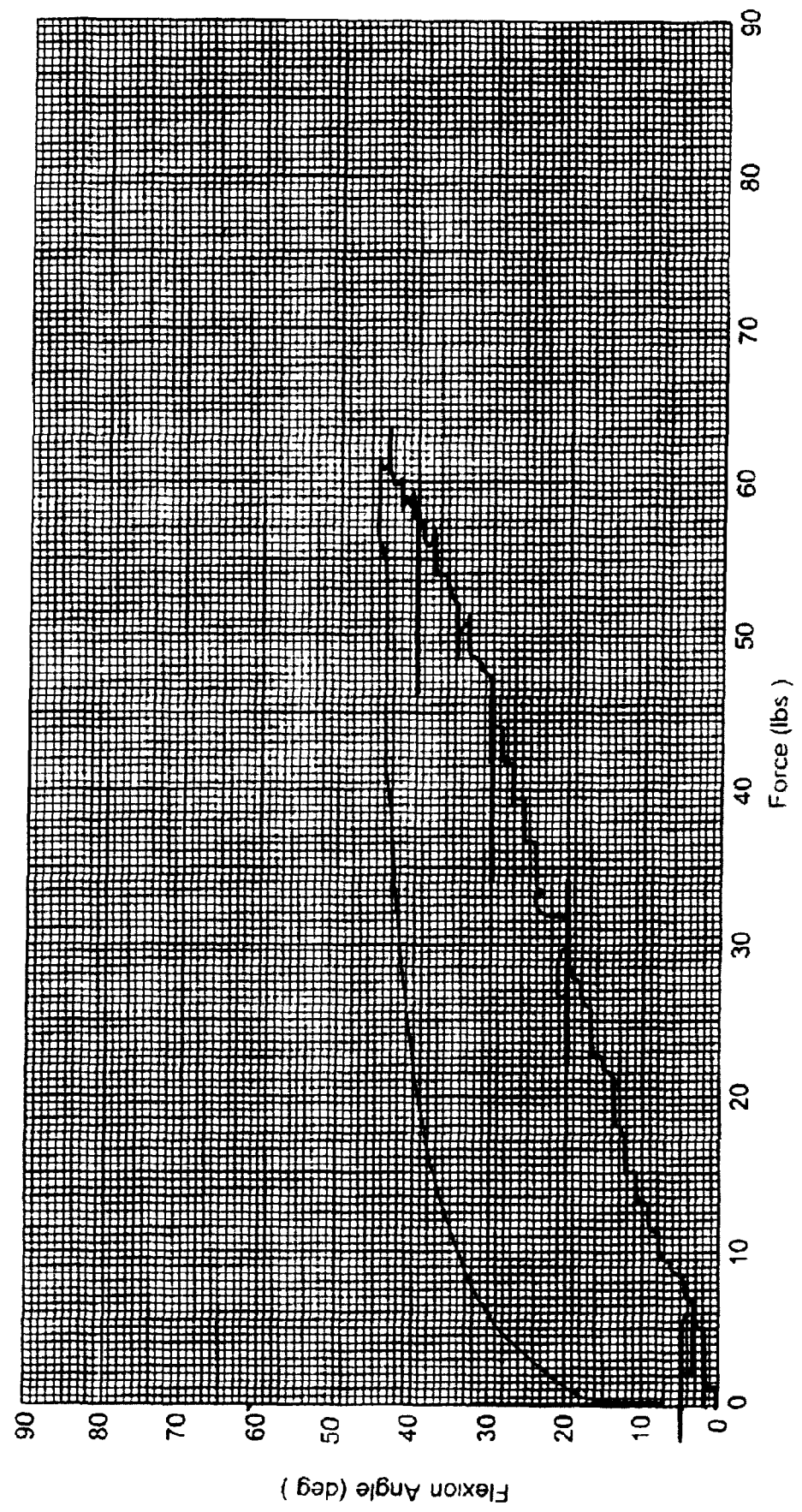
W/A ---

Date --- 1-21-2001 ---

Performed By --- ~~ASB~~ ---

Temp. --- 71 ---

Humidity --- 30% ---



Hybrid II Lumbar Spine Flexion Test

POST TEST DUMMY INSPECTION LIST

CONFIGURED FOR LEFT SIDE IMPACT

SID Serial No 013 Sequential Test Number 1
 Date 1/21/01 Laboratory Technician B Swiecicki

PART	ITEMS CHECKED	COMMENTS
SKIN	VISUAL INSPECTION	OK
HEAD	VISUAL, BALLAST, ACCELEROMETER MOUNT	OK
NECK	VISUAL, CABLE TORQUE	OK
SPINE BOX	VISUAL, BALLAST, WELDMENT, ACCELEROMETER MOUNT	OK
RIB CAGE	VISUAL, MEASURE, STIFFENERS	OK
STERNUM	VISUAL	OK
LUMBAR SPINE	VISUAL	OK
ABDOMEN	VISUAL	OK
PELVIS	VISUAL, PALPATE, ACCELEROMETER MOUNT	OK
UPPER LEGS	VISUAL	OK
KNEES	VISUAL, STOPS, INSERTS	OK
LOWER LEGS	VISUAL, RANGE OF MOTION	OK
ANKLES	VISUAL, RANGE OF MOTION	OK
FEET	VISUAL, RANGE OF MOTION	OK
JOINTS	1 TO 2 g RANGE	OK
OTHER	NONE	-

REMARKS: None

**CALIBRATION TEST RESULTS
POST TEST**

SID NO.: 015

CONFIGURED FOR LEFT SIDE IMPACT

**CALIBRATION TEST RESULTS SUMMARY
POST TEST**

CONFIGURED FOR LEFT SIDE IMPACT

SID Serial No 015 Sequential Test Number 1
Date 1/29/01 Laboratory Technician B Swiecicki

TEST	COMMENTS
EXTERNAL DIMENSIONS	Passed all requirements
LATERAL THORAX IMPACT TEST	Passed all requirements
LATERAL PELVIS IMPACT TEST	Passed all requirements
HEAD DROP TEST*	Passed all requirements
ABDOMINAL COMPRESSION TEST*	Passed all requirements
LUMBAR FLEXION TEST*	Passed all requirements

* Test not required for SID certification

REMARKS: None

**EXTERNAL DIMENSIONS
POST TEST**

CONFIGURED FOR LEFT SIDE IMPACT

SID Serial No 015 Sequential Test Number 1
Date 1/21/01 Laboratory Technician B Swiecicki

TEST PARAMETER	SPECIFICATION	TEST RESULTS
SH- Seated Height (mm)	889 - 909	902
RH- Rib Height (mm)	502 - 520	511
HP- Hip Pivot Height (mm)	99 ref	99
RD- Rib from Back Line (mm)	229 - 241	239
KH- Knee Pivot from Back Line (mm)	511 - 526	521
KV- Knee Pivot to Floor (mm)	490 - 505	493
HW- Hip Width (mm)	356 - 391	373

REMARKS: None

**LATERAL THORAX IMPACT TEST
POST TEST**

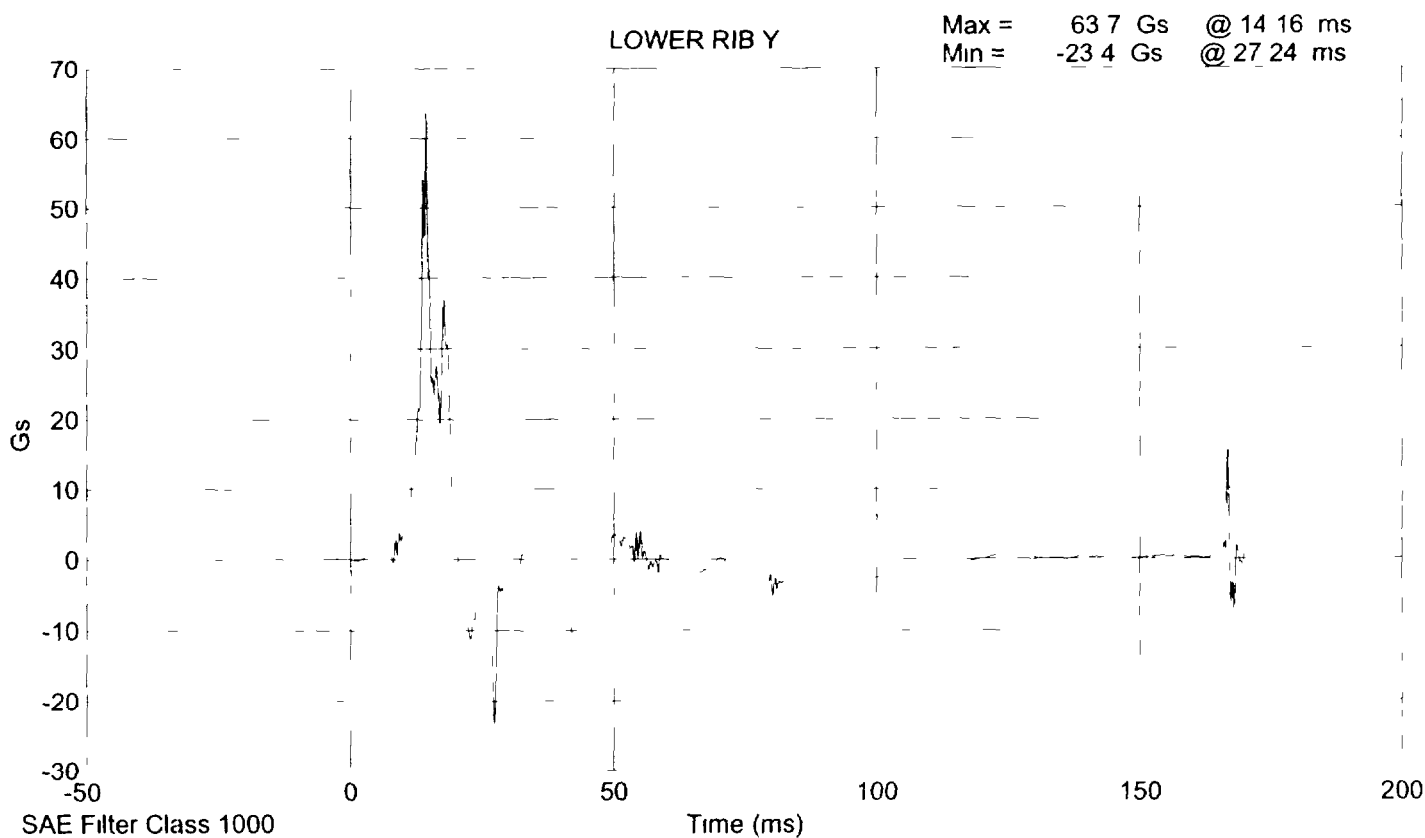
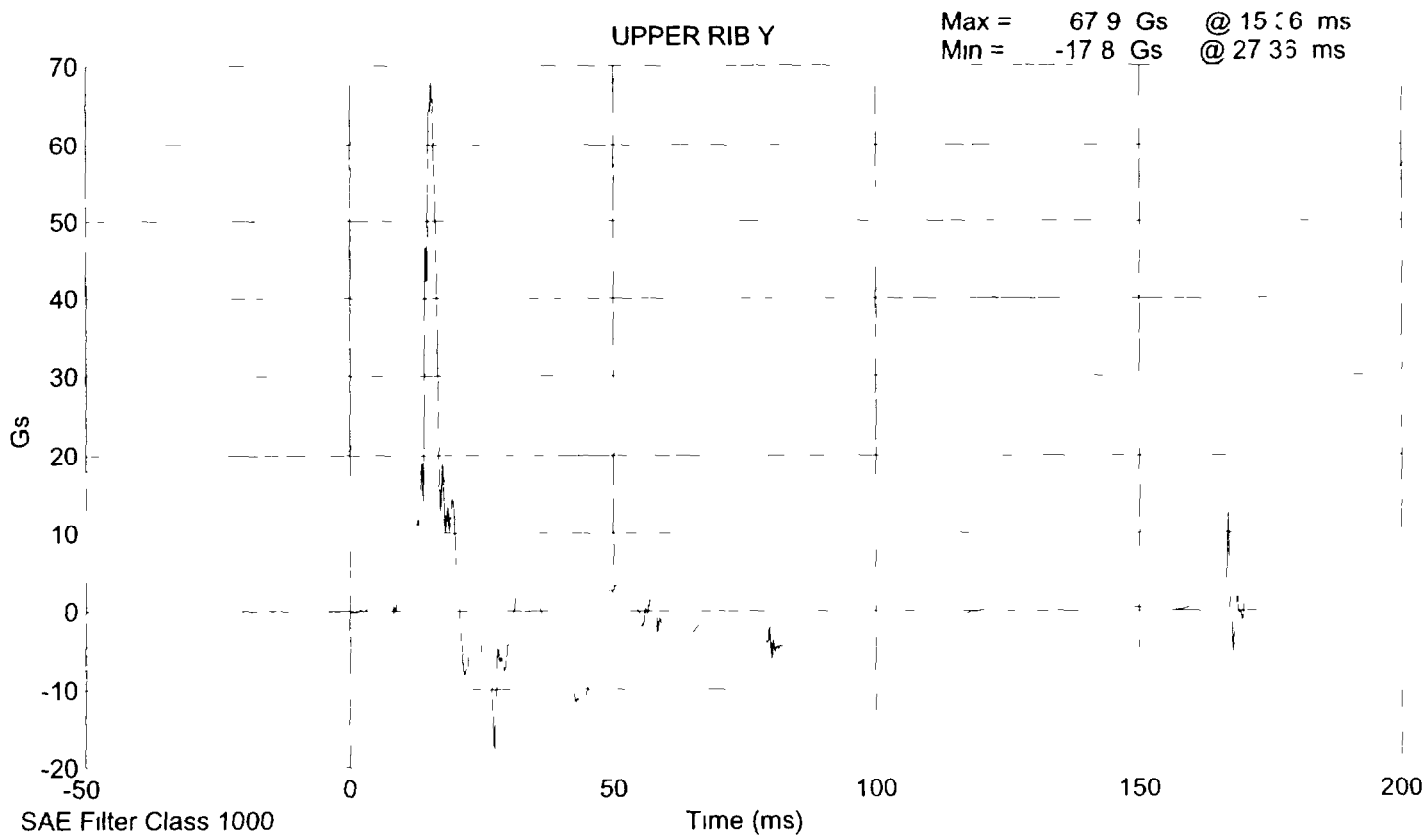
CONFIGURED FOR LEFT SIDE IMPACT

SID Serial No 015 Sequential Test Number 1
Date 1/29/01 Laboratory Technician B Swięcicki

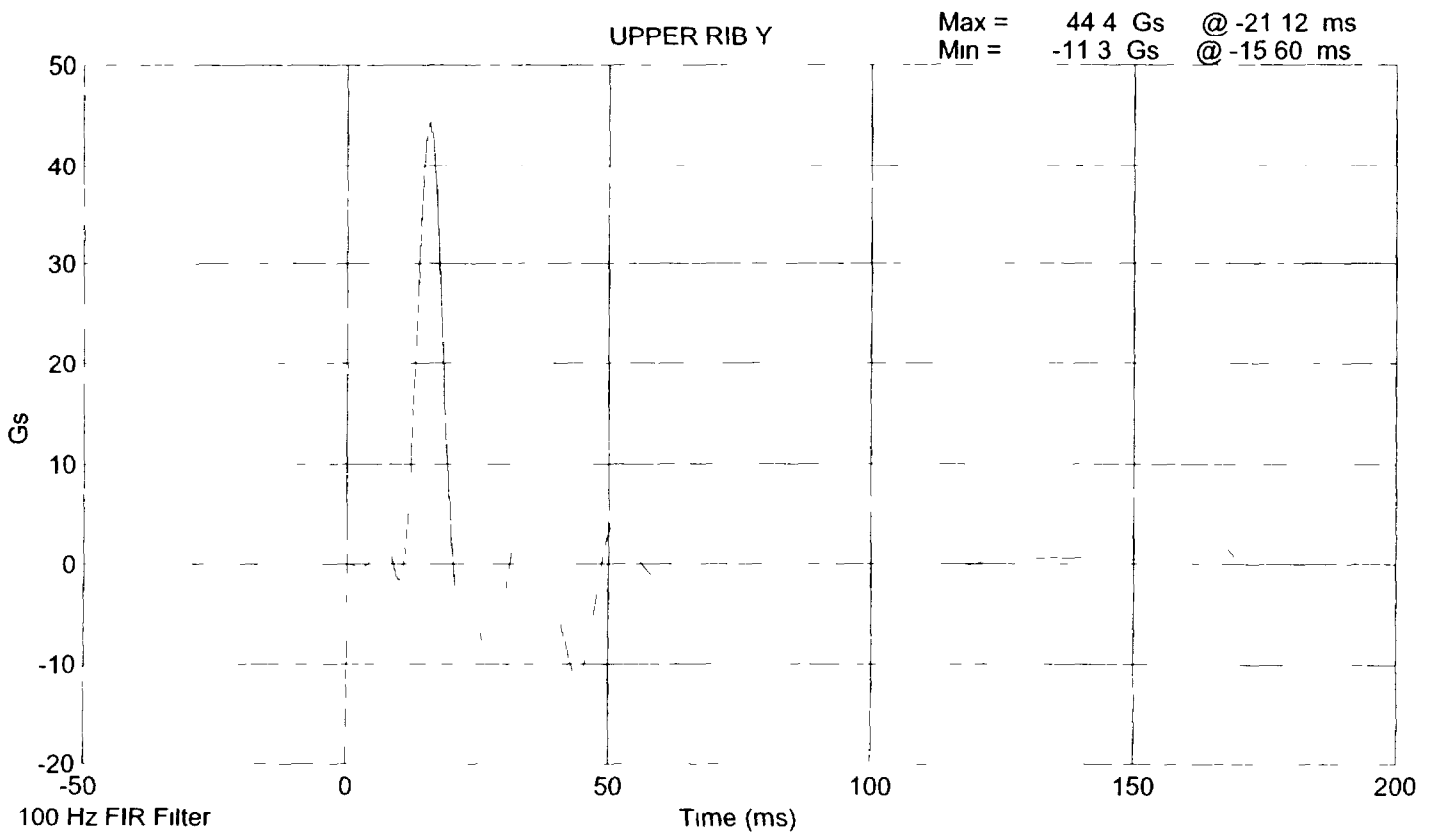
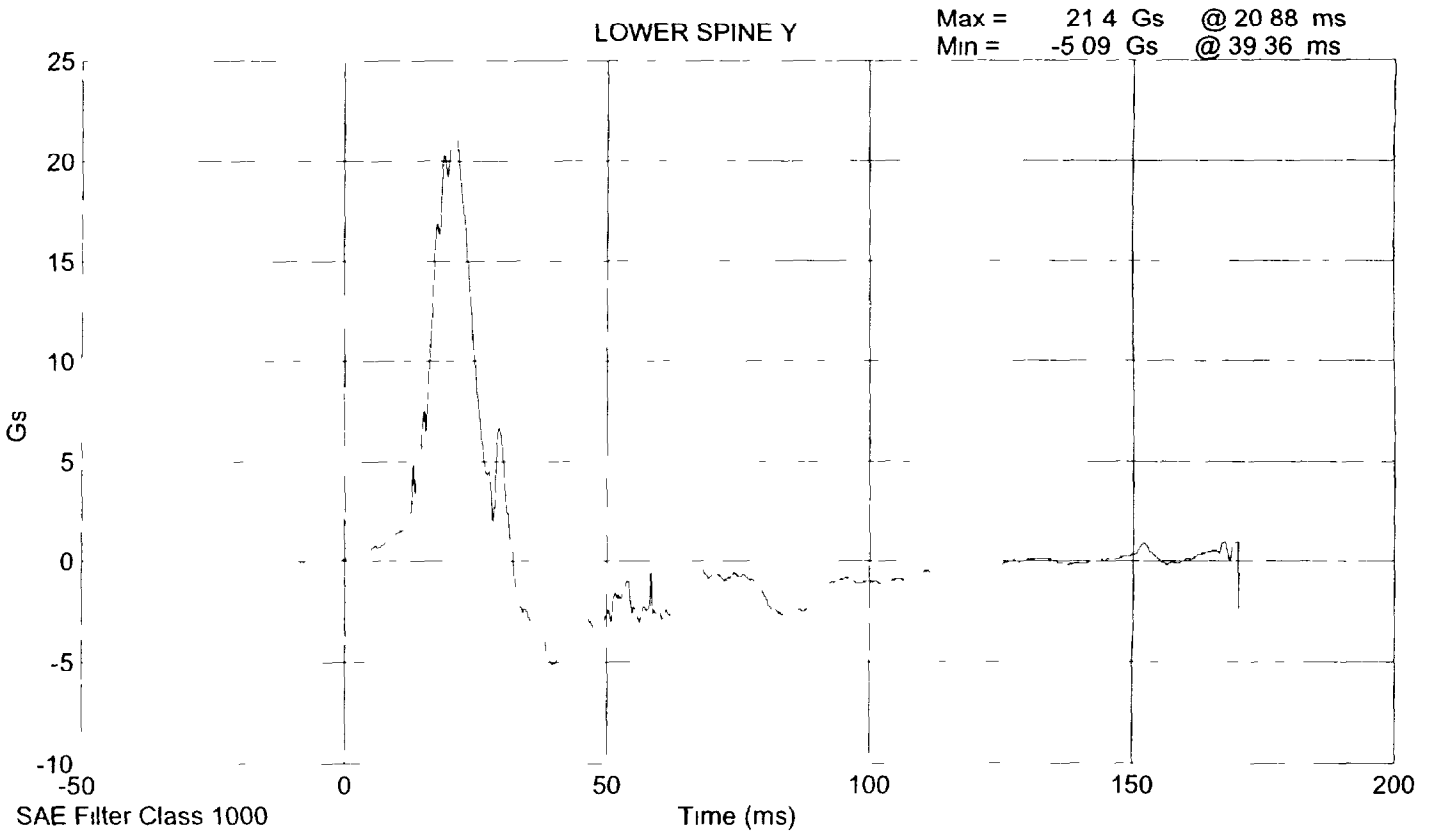
TEST PARAMETER	SPECIFICATION	TEST RESULTS
TEMPERATURE (°C)	18.9 - 25.5	21.7
RELATIVE HUMIDITY (%)	10 - 70	30
PROBE SPEED (m/s)	4.27 - 4.33	4.29
UPPER RIB (g's)	37 - 46	44.4
LOWER RIB (g's)	37 - 46	37.8
LOWER SPINE (g's)	15 - 22	21.3

REMARKS: None

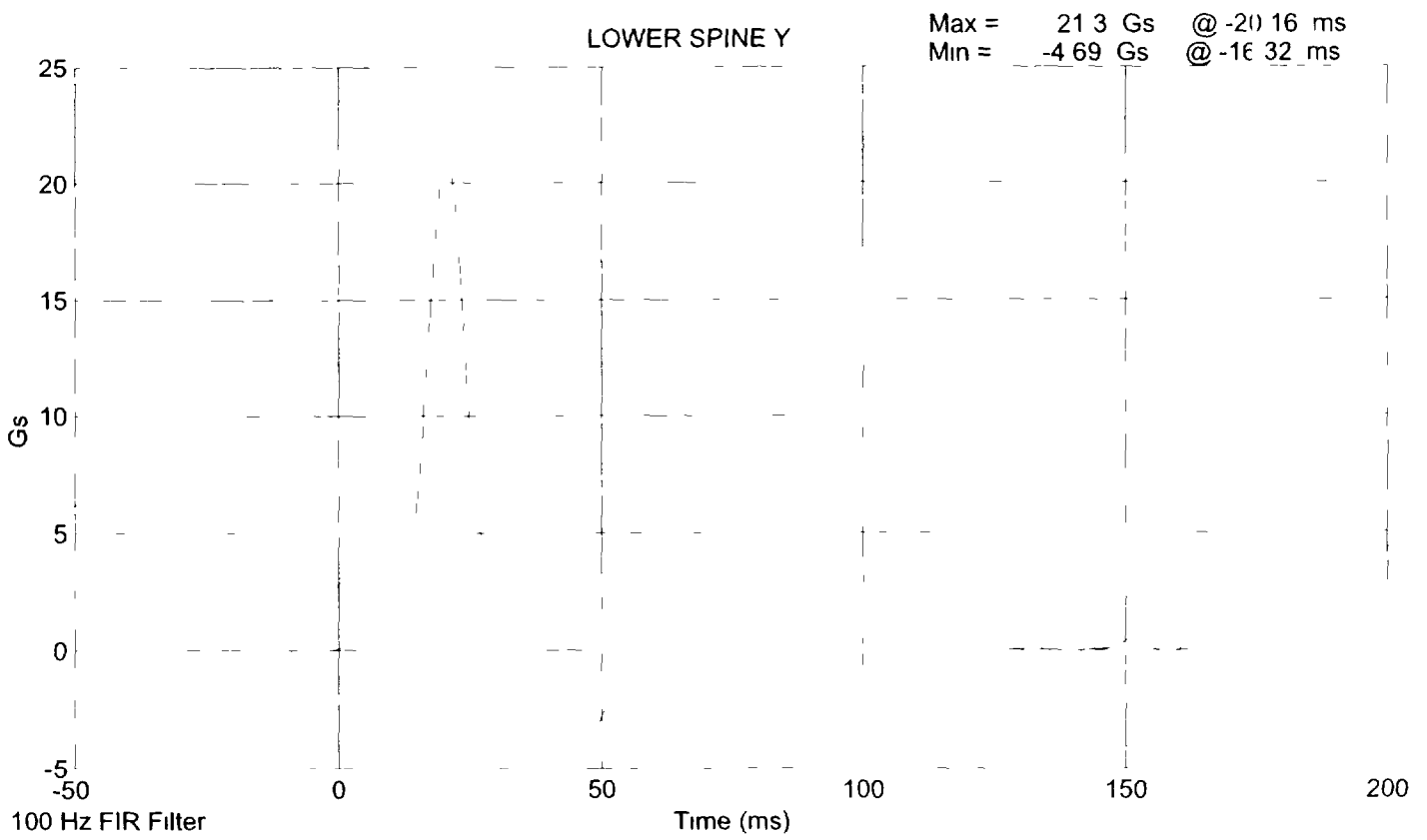
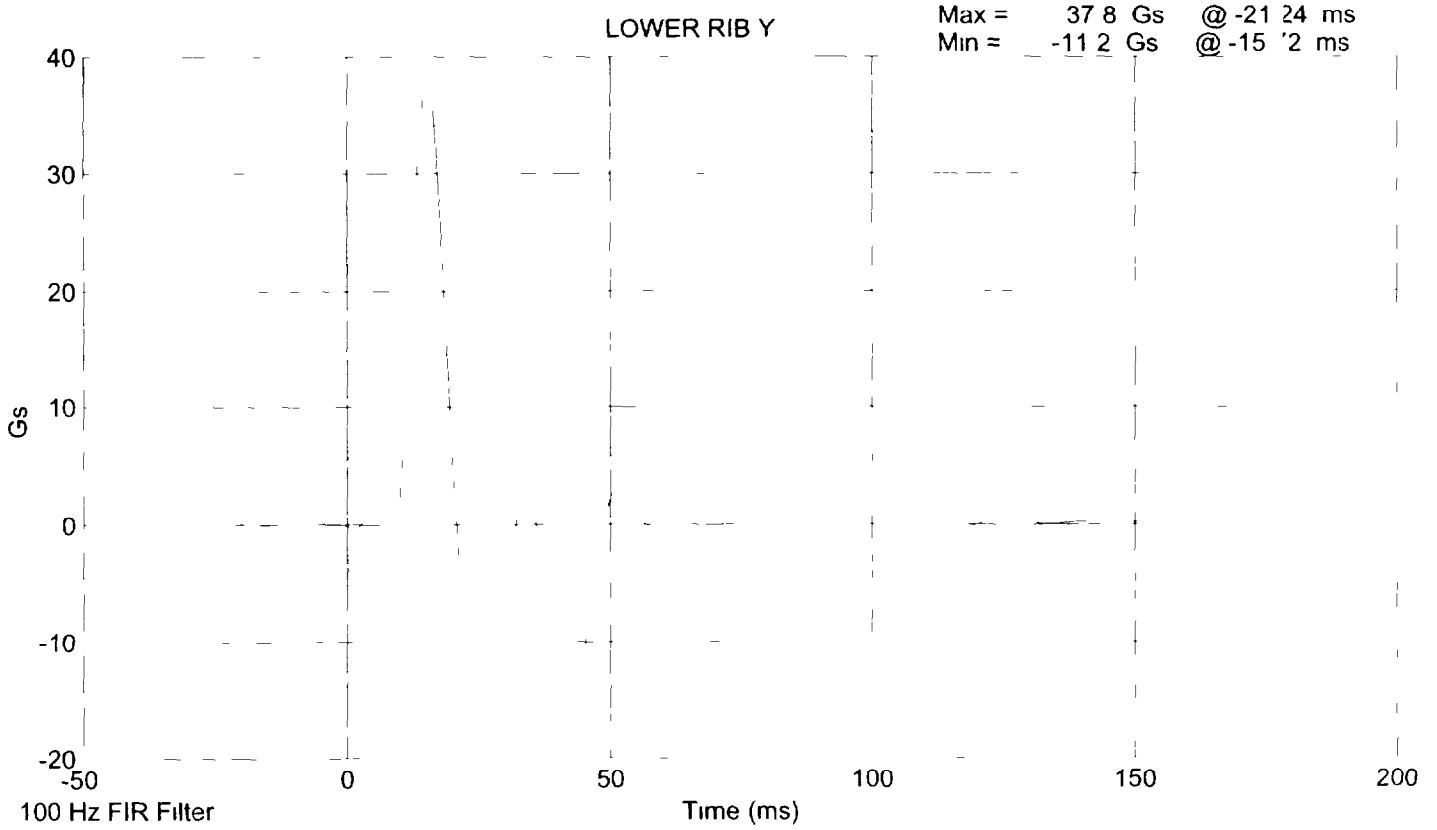
SID 015 Thorax Impact Test @ 4 2855 m/s



SID 015 Thorax Impact Test @ 4 2855 m/s



SID 015 Thorax Impact Test @ 4 2855 m/s



**LATERAL PELVIS IMPACT TEST
POST TEST**

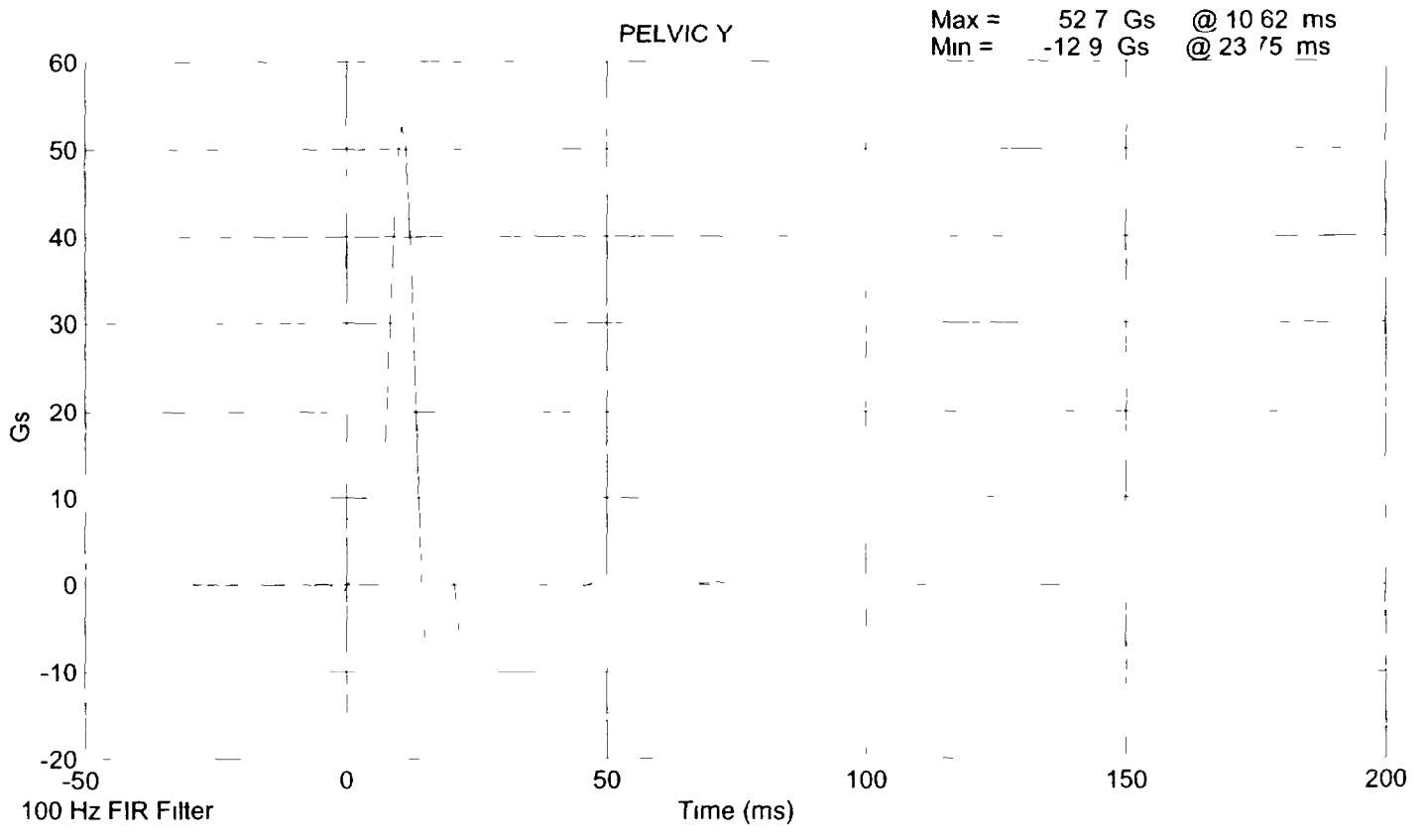
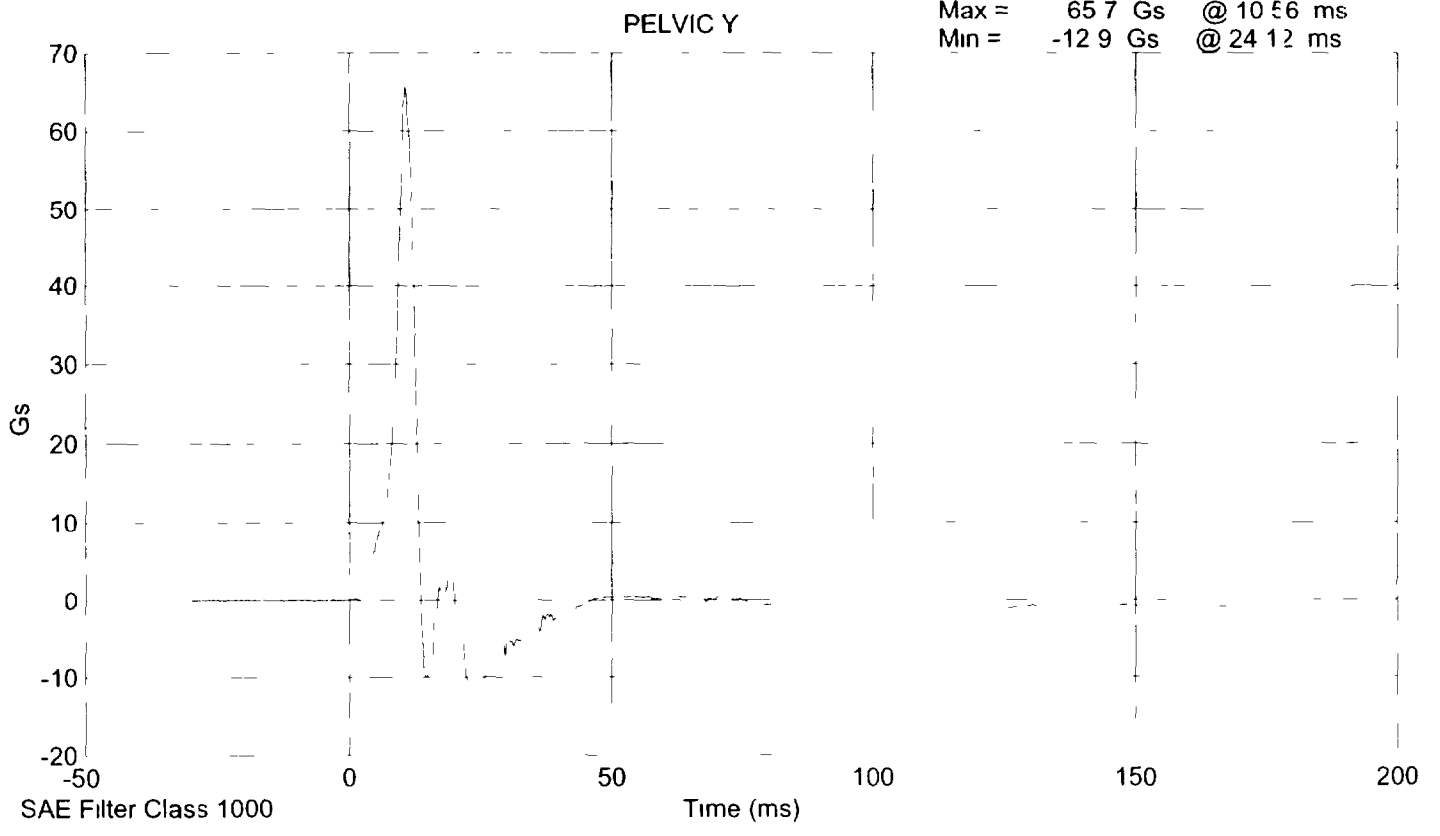
CONFIGURED FOR LEFT SIDE IMPACT

SID Serial No 015 Sequential Test Number 1
Date 1/29/01 Laboratory Technician B Swiecicki

TEST PARAMETER	SPECIFICATION	TEST RESULTS
TEMPERATURE (°C)	18.9 - 25.5	21.7
RELATIVE HUMIDITY (%)	10 - 70	30
PROBE SPEED (m/s)	4.27 - 4.33	4.28
PELVIS ACCELERATION (g's)	40 - 60	52.7

REMARKS: None

SID 015 Pelvic Impact Test @ 4 2794 m/s



HEAD DROP TEST
POST-TEST
(Test not required for SID certification)

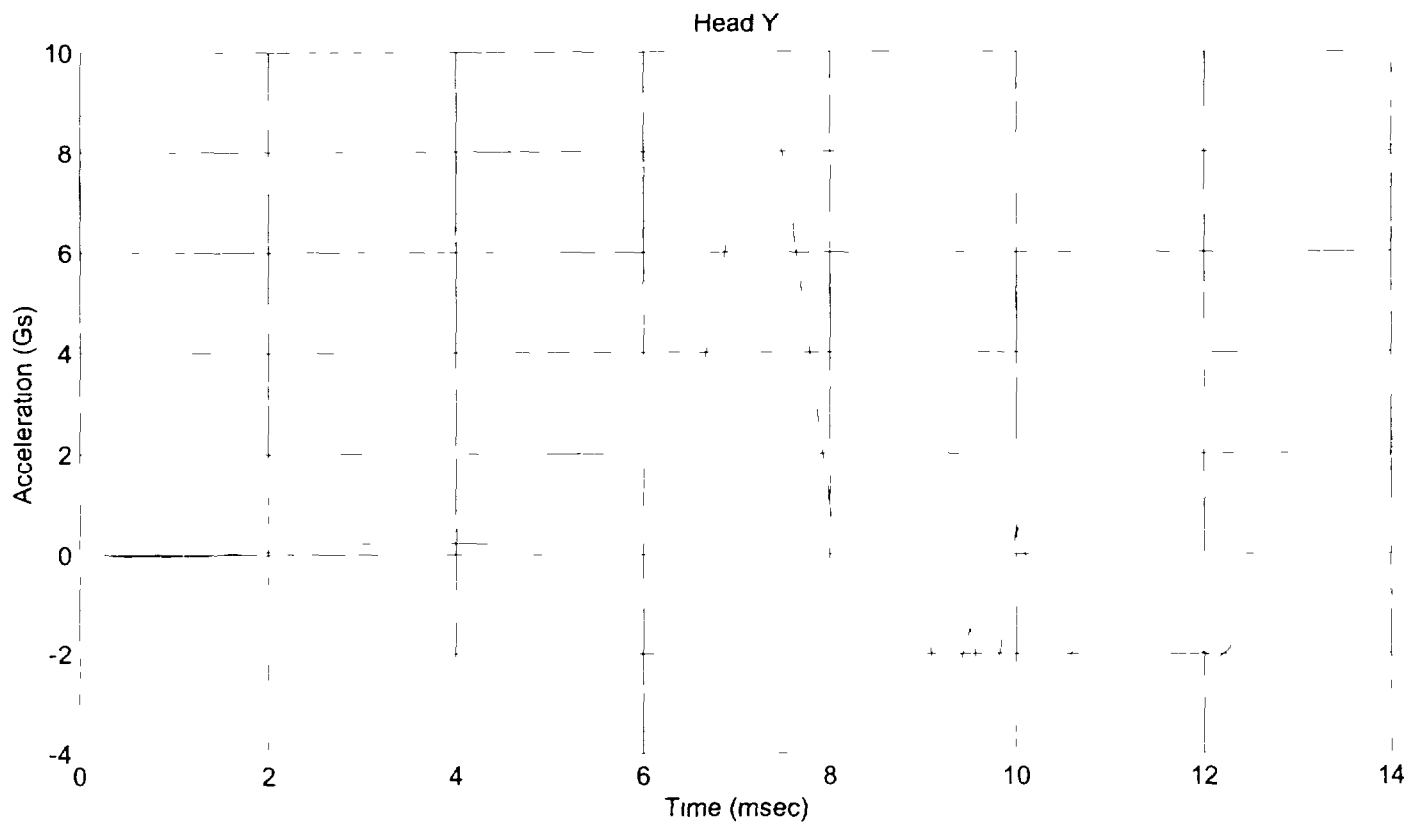
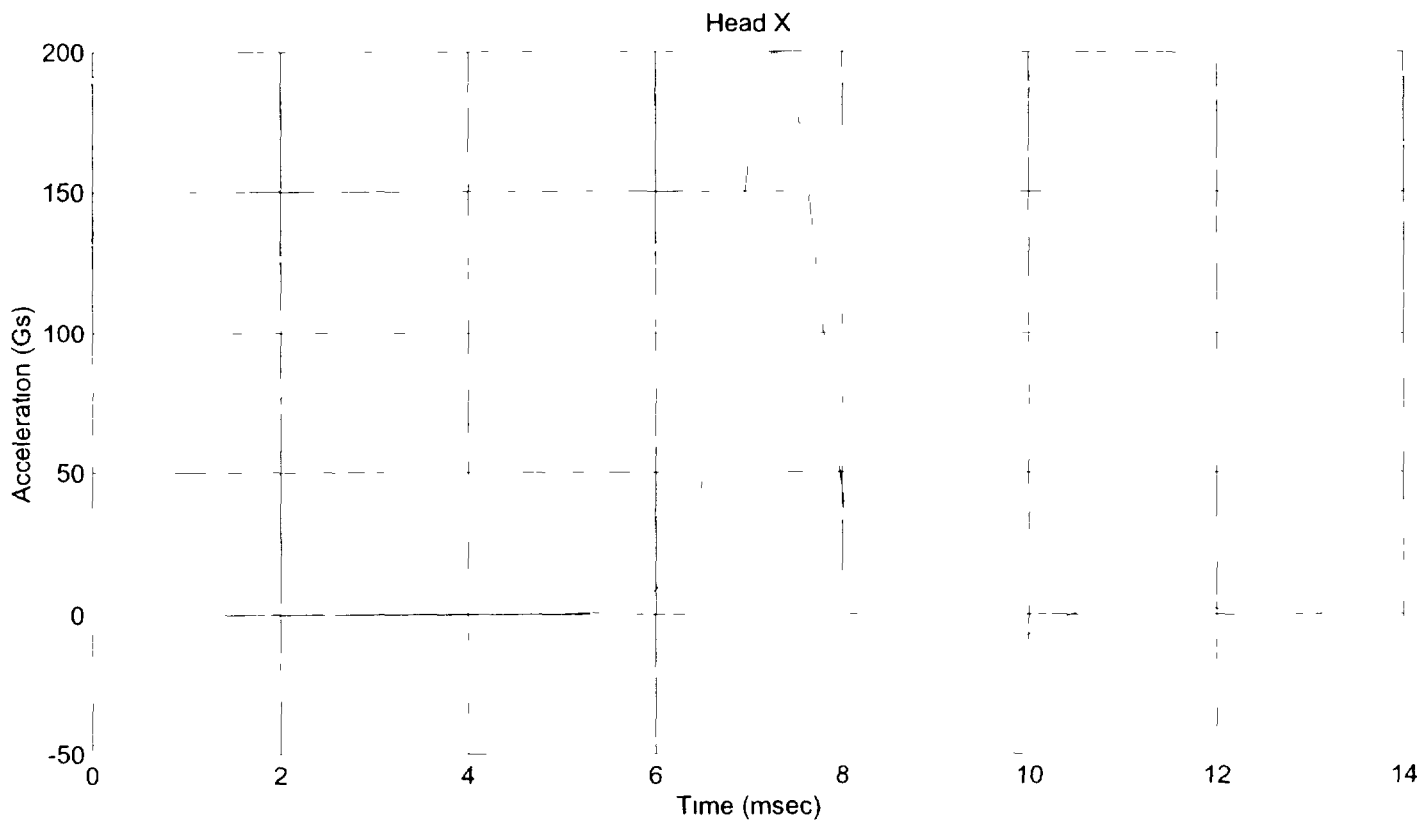
CONFIGURED FOR LEFT SIDE IMPACT

SID Serial No 015 Sequential Test Number 1
Date 1/21/01 Laboratory Technician B Swiecicki

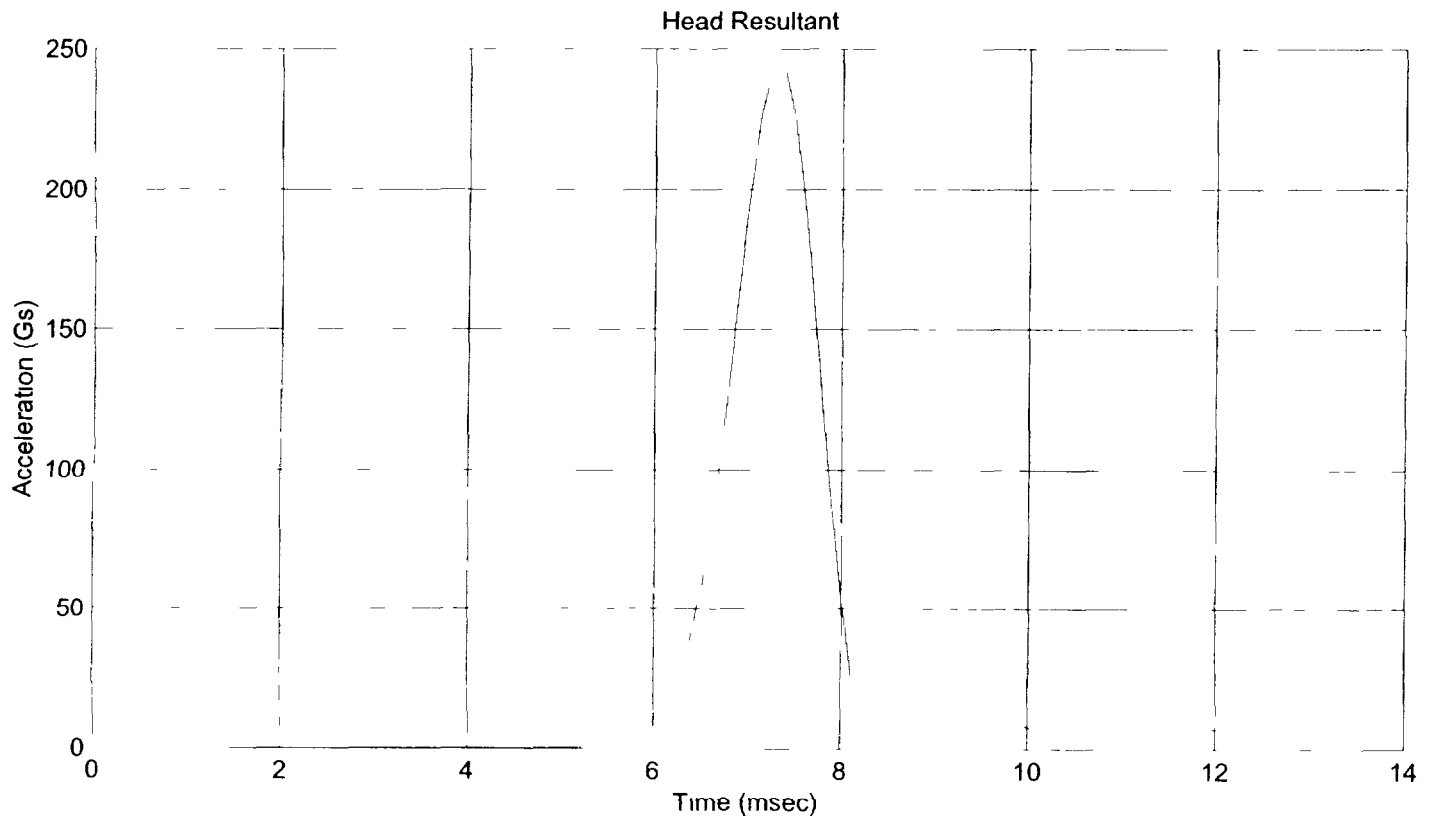
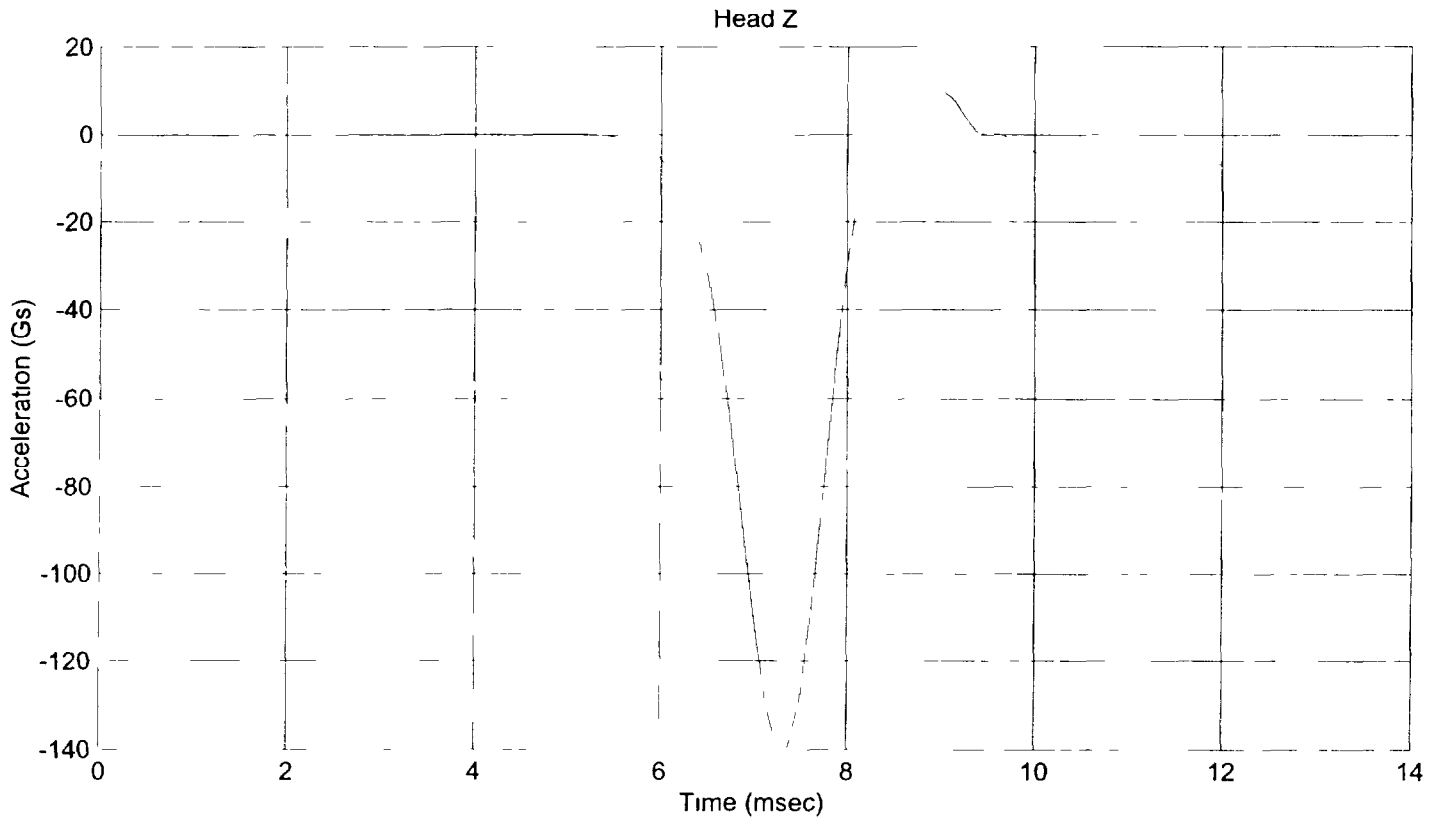
TEST PARAMETER	SPECIFICATION	TEST RESULTS
TEMPERATURE (°C)	18.9 - 25.5	21.7
RELATIVE HUMIDITY (%)	10 - 70	31.0
PEAK RESULTANT ACCELERATION (Gs)	210 - 260	243.7
PEAK LATERAL ACCELERATION (Gs)	Not to Exceed 10	9.2
UNIMODAL CRITERIA ABOVE 100 Gs (ms)	0.9 - 1.5	1.3

REMARKS: None

Hybrid II Head Drop Calibration 015201 hdp



Hybrid II Head Drop Calibration 015201 hdp



ABDOMINAL COMPRESSION TEST

POST TEST

(Test not required for SID certification)

CONFIGURED FOR LEFT SIDE IMPACT

SID Serial No 015 Sequential Test Number 1
Date 1/21/01 Laboratory Technician B Swiecicki

TEST PARAMETER	SPECIFICATION	TEST RESULTS
TEMPERATURE (°C)	18.9 - 25.5	21.7
RELATIVE HUMIDITY (%)	10 - 70	30
FORCE @ 13 mm (N)	104 - 162	111
FORCE @ 19 mm (N)	163 - 221	175
FORCE @ 25 mm (N)	222 - 280	253
FORCE @ 33 mm (N)	325 - 391	369

REMARKS: None

ORIGINAL

Dummy S/N 015

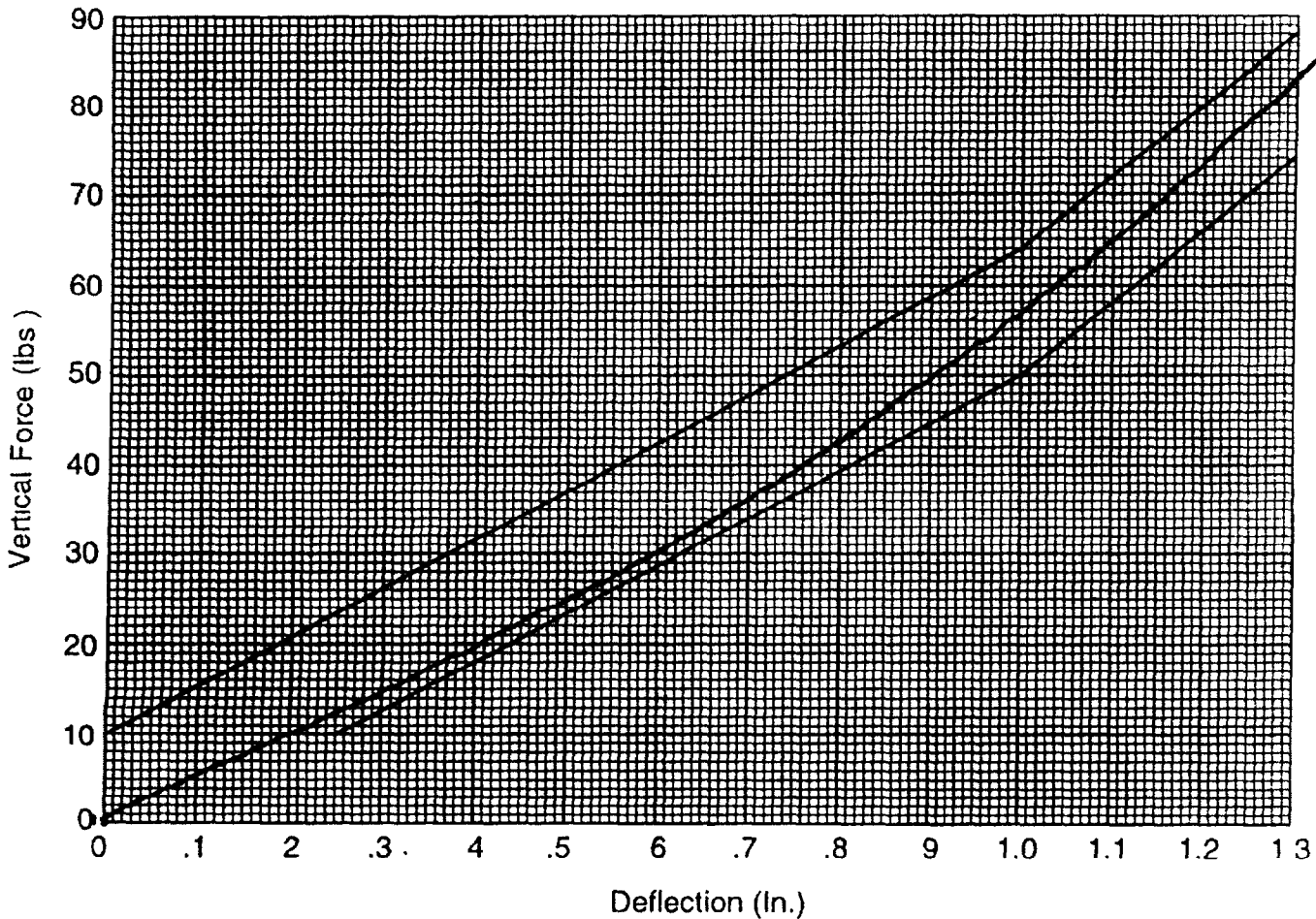
W/A _____

Date 1-21-2001

Performed By [Signature]

Temp 71°

Humidity 30%



**Hybrid II
Abdomen Static Press**

LUMBAR FLEXION TEST
POST TEST
 (Test not required for SID certification)

CONFIGURED FOR LEFT SIDE IMPACT

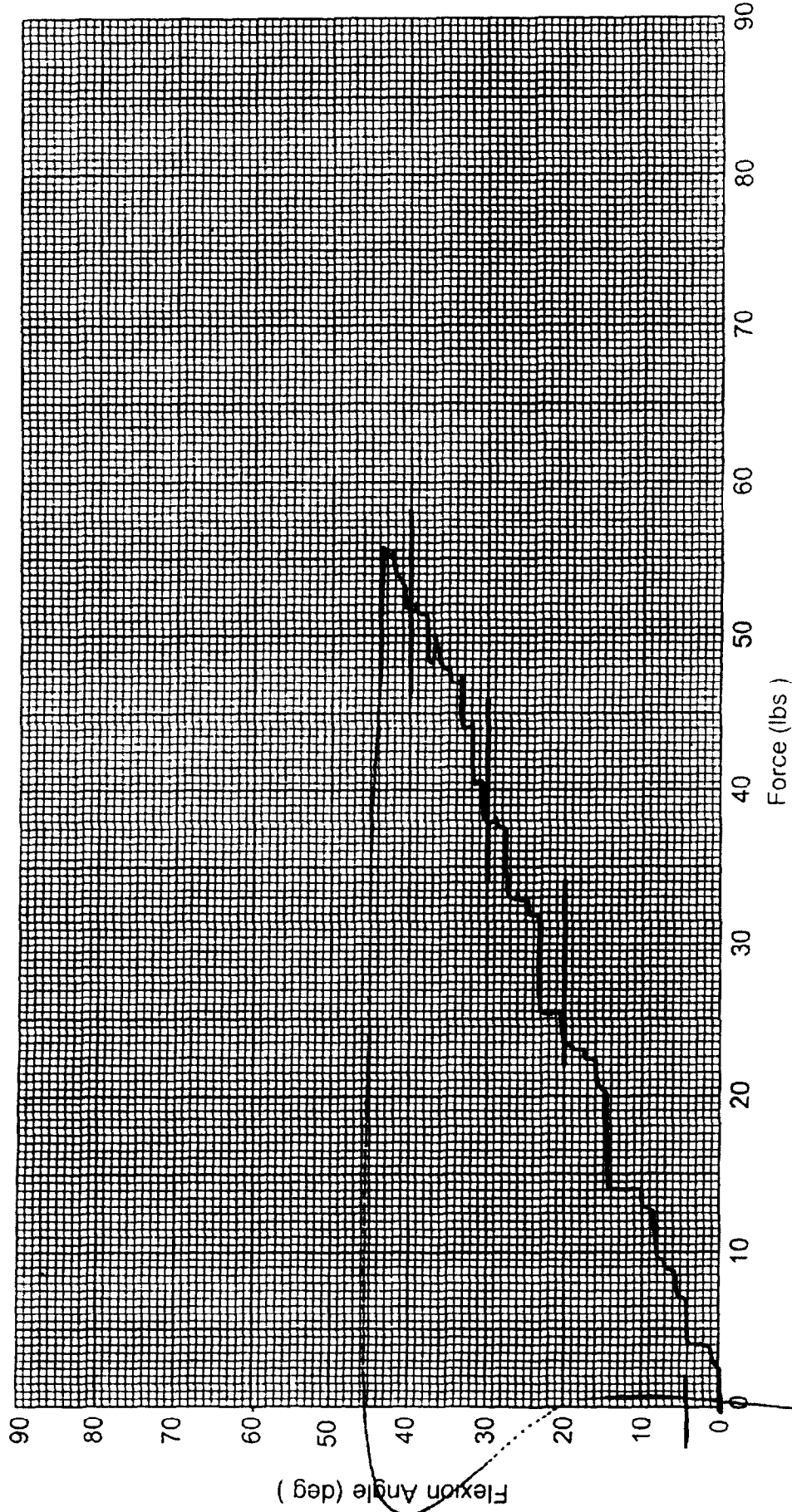
SID Serial No 015 Sequential Test Number 1
 Date 1/21/01 Laboratory Technician B Swiecicki

TEST PARAMETER	SPECIFICATION	TEST RESULTS
TEMPERATURE (°C)	18.9 - 25.5	21.7
RELATIVE HUMIDITY (%)	10 - 70	30
FORCE @ 0° (N)	0 - 267	0.0
FORCE @ 20° (N)	97.8 - 151.2	103.6
FORCE @ 30° (N)	151.2 - 204.6	163.7
FORCE @ 40° (N)	204.6 - 258	229.5
RETURN ANGLE	12° max	4.2°

REMARKS: None

Dummy S/N 015
W/A _____
Date 1-21-2001
Performed By BS
Temp 71°
Humidity 30%

ORIGINAL



Hybrid II Lumbar Spine Flexion Test

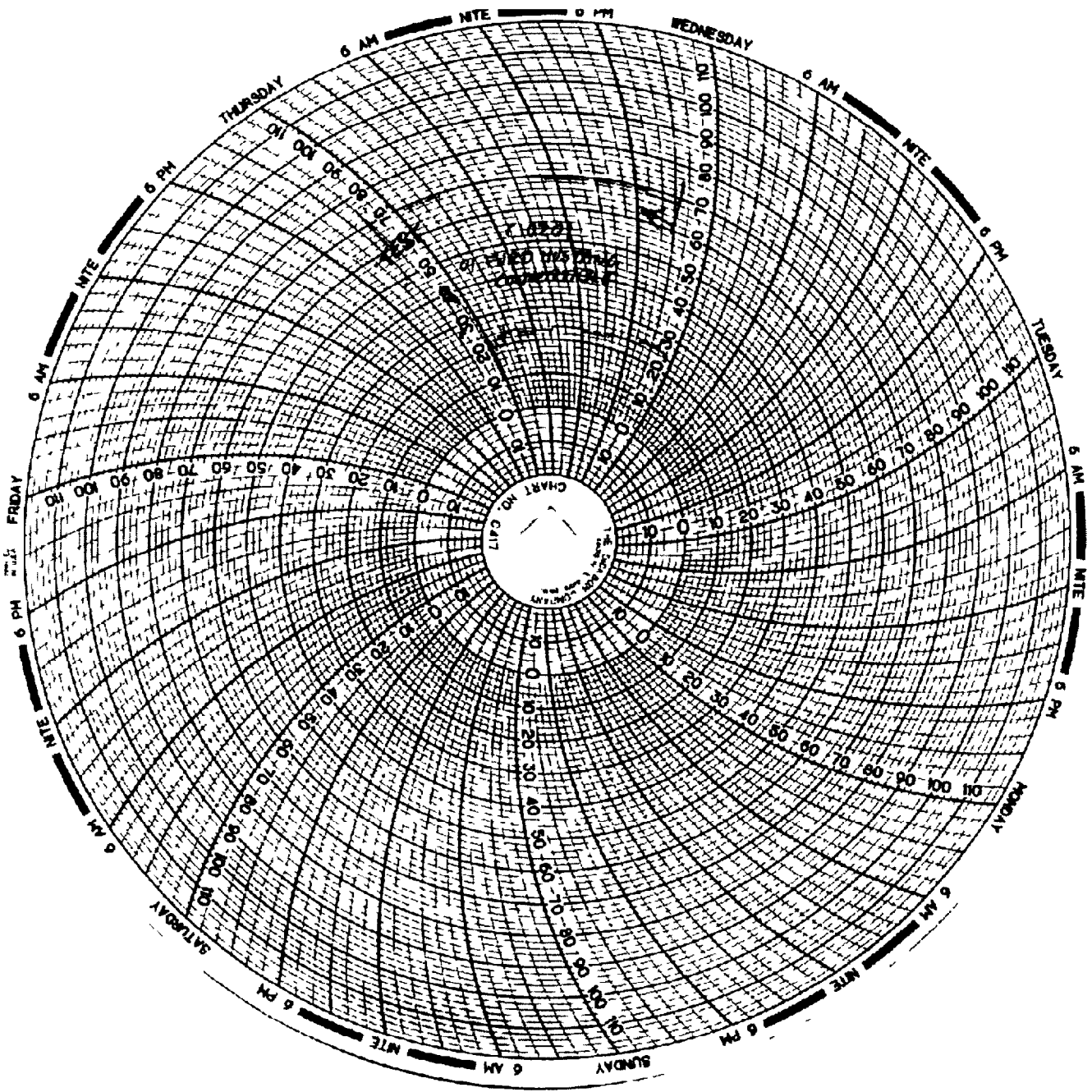
POST TEST DUMMY INSPECTION LIST
CONFIGURED FOR LEFT SIDE IMPACT

SID Serial No 015 Sequential Test Number 1
 Date 1/29/01 Laboratory Technician B Swiecicki

PART	ITEMS CHECKED	COMMENTS
SKIN	VISUAL INSPECTION	OK
HEAD	VISUAL, BALLAST, ACCELEROMETER MOUNT	OK
NECK	VISUAL, CABLE TORQUE	OK
SPINE BOX	VISUAL, BALLAST, WELDMENT, ACCELEROMETER MOUNT	OK
RIB CAGE	VISUAL, MEASURE, STIFFENERS	OK
STERNUM	VISUAL	OK
LUMBAR SPINE	VISUAL	OK
ABDOMEN	VISUAL	OK
PELVIS	VISUAL, PALPATE, ACCELEROMETER MOUNT	OK
UPPER LEGS	VISUAL	OK
KNEES	VISUAL, STOPS, INSERTS	OK
LOWER LEGS	VISUAL, RANGE OF MOTION	OK
ANKLES	VISUAL, RANGE OF MOTION	OK
FEET	VISUAL, RANGE OF MOTION	OK
JOINTS	1 TO 2 g RANGE	OK
OTHER	NONE	-

REMARKS: None

TEMPERATURE TRACE



APPENDIX D

TEST EQUIPMENT LIST AND CALIBRATION INFORMATION

TEST EQUIPMENT LIST AND CALIBRATION INFORMATION

SID INSTRUMENTATION

FRONT SID NO 013			
	SERIAL NUMBER	MANUFACTURER	CALIBRATION DATE
HEAD (X)	AC-P16813	ENDEVCO	13 Sep-00
HEAD (Y)	AC P17255	ENDEVCO	14-Sep-00
HEAD (Z)	AC-P17145	ENDEVCO	14-Sep 00
UPPER RIB (Y)	AC-P16761	ENDEVCO	14-Sep 00
LOWER RIB (Y)	AC-P17131	ENDEVCO	14-Sep 00
LOWER SPINE (Y)	AC P15736	ENDEVCO	14-Sep-00
PELVIS (Y)	AC-P16628	ENDEVCO	14 Sep-00
UPPER RIB REDUNDANT (Y)	AC-P17247	ENDEVCO	14-Sep-00
LOWER RIB REDUNDANT (Y)	AC P16616	ENDEVCO	13 Sep-00
LOWER SPINE REDUNDANT (Y)	AC-P17288	ENDEVCO	14-Sep 00
PELVIS REDUNDANT (Y)	AC P16575	ENDEVCO	14 Sep 00

REAR SID NO : 015			
	SERIAL NUMBER	MANUFACTURER	CALIBRATION DATE
HEAD (X)	AC-J32779	ENDEVCO	07-Aug-00
HEAD (Y)	AC-J33030	ENDEVCO	21-Jun-00
HEAD (Z)	AC-J33032	ENDEVCO	19-Jun-00
UPPER RIB (Y)	AC-J33021	ENDEVCO	19-Jun-00
LOWER RIB (Y)	AC-P16862	ENDEVCO	07-Sep-00
LOWER SPINE (Y)	AC-P16656	ENDEVCO	07-Sep-00
PELVIS (Y)	AC P16866	ENDEVCO	06-Sep-00
UPPER RIB REDUNDANT (Y)	AC P16676	ENDEVCO	07-Sep-00
LOWER RIB REDUNDANT (Y)	AC P16645	ENDEVCO	07-Sep-00
LOWER SPINE REDUNDANT (Y)	AC P16823	ENDEVCO	13-Sep-00
PELVIS REDUNDANT (Y)	AC P16843	ENDEVCO	07 Sep-00

REMARKS: None

TEST EQUIPMENT LIST AND CALIBRATION INFORMATION

VEHICLE AND MDB INSTRUMENTATION

VEHICLE AND MDB INSTRUMENTS			
	SERIAL NUMBER	MANUFACTURER	CALIBRATION DATE
RIGHT FRONT SILL (X)	AC-B11073	ENDEVCO	07-Sep-00
RIGHT FRONT SILL (Y)	AC-J27941	ENDEVCO	31-Aug-00
RIGHT FRONT SILL (Z)	AC-B10954	ENDEVCO	07-Sep-00
RIGHT REAR SILL (X)	AC-AP064	ENDEVCO	18-Sep-00
RIGHT REAR SILL (Y)	AC-BB14	ENDEVCO	18-Sep-00
RIGHT REAR SILL (Z)	AC B10955	ENDEVCO	18-Sep-00
REAR FLOORPAN ABOVE AXLE (X)	AC-B11407	ENDEVCO	07-Aug-00
REAR FLOORPAN ABOVE AXLE (Y)	AC-B10827	ENDEVCO	07-Aug-00
REAR FLOORPAN ABOVE AXLE (Z)	AC B11408	ENDEVCO	07-Aug-00
LEFT REAR SILL (Y)	AC-D61	ICS	14-Aug-00
LEFT FRONT SILL (Y)	AC-H20	ICS	11-Aug-00
RIGHT REAR SEAT OCCUPANT COMP (Y)	AC-X93	ENDEVCO	10-Aug-00
LOWER LEFT B PILLAR (Y)	AC-A13827	ENDEVCO	05-Sep-00
MIDDLE LEFT B-PILLAR (Y)	AC-J32174	ENDEVCO	05-Sep-00
LOWER LEFT A-PILLAR (Y)	AC-A13883	ENDEVCO	27-Nov-00
UPPER LEFT A-PILLAR (Y)	AC-A14321	ENDEVCO	05-Sep-00
FRONT SEAT TRACK (Y)	AC-A14261	ENDEVCO	15 Nov-00
REAR SEAT TRACK (Y)	-	-	-
VEHICLE CG (X)	AC-ACC06	ENDEVCO	08-Sep-00
VEHICLE CG (Y)	AC-B11351	ENDEVCO	08-Sep-00
VEHICLE CG (Z)	AC-B10481	ENDEVCO	08-Sep-00
MDB CG (X)	AC-CL60	ENDEVCO	31-Aug-00
MDB CG (Y)	AC-CJ54	ENDEVCO	31-Aug-00
MDB CG (Z)	AC-GK12	ENDEVCO	31-Aug-00
MDB REAR FRAME MEMBER (X)	AC-CX05	ENDEVCO	31-Aug-00
MDB REAR FRAME MEMBER (Y)	AC-A27F	ENDEVCO	31-Aug-00

REMARKS: None