

REPORT NO.: 214D-MGA-2001-003

NEW CAR ASSESSMENT PROGRAM  
SIDE IMPACT TESTING  
PASSENGER CARS

Honda Motor Company

2001/Honda/Civic/LX/2 Door Coupe

MGA PROVING GROUNDS  
5000 WARREN ROAD  
BURLINGTON, WI 53105



Test Date: November 1, 2000

Report Date: November 7, 2000

FINAL REPORT

Prepared For:

U.S. DEPARTMENT OF TRANSPORTATION  
NATIONAL HIGHWAY TRAFFIC SAFETY ADMINISTRATION  
SAFETY PERFORMANCE STANDARDS  
OFFICE OF CRASHWORTHINESS STANDARDS  
400 SEVENTH STREET SW, ROOM 5313D  
WASHINGTON, D.C. 20590

This Final Report was prepared for the U.S. Department of Transportation, National Highway Traffic Safety Administration.

This document is disseminated under the sponsorship of the U. S. Department of Transportation in the interest of information exchange. The United States Government assumes no liability for its content or use thereof.

Prepared By: \_\_\_\_\_  
Chris Havens, Project Engineer

Approved By: \_\_\_\_\_  
Dave Kosloske, Program Manager

Approval Date: \_\_\_\_\_

Test Technicians: John Wistert  
Seth Berns  
Eric Nelson  
Wayne Dahlke  
Carl Ford  
Chris Novak  
Kurt Range  
John Slatner

Photographic: Tammy Brausch  
Chris Kulis

Calibration/  
Instrumentation: Tim Michnay  
Andy Weibelski

Secretary: Gina L. Rachel

FINAL REPORT ACCEPTED BY (OCWS):

Accepted By: \_\_\_\_\_ (COTR)

Acceptance Date: \_\_\_\_\_

TECHNICAL REPORT STANDARD TITLE PAGE

1. Report No. 214D-MGA-2001-003	2. Government Accession No.	3. Recipient's Catalog No.																						
4. Title and Subtitle New Car Assessment Program Side Impact Test of a 2001/Honda/Civic/LX/2 Door Coupe		5. Report Date November 1, 2000																						
		6. Performing Organization Code MGA																						
7. Author(s) Chris Havens, Project Engineer		8. Performing Organization Report No. 214D-MGA-2001-003																						
9. Performing Organization Name and Address MGA Research Corporation 5000 Warren Road Burlington, WI 53105		10. Work Unit No.																						
		11. Contract or Grant No.																						
12. Sponsoring Agency Name and Address  U.S. Department of Transportation National Highway Traffic Safety Administration Office of Crashworthiness Standards 400 Seventh St., S.W. Washington, D.C. 20590		13. Type of Report and Period Covered Final Test Report November 1, 2000 to November 7, 2000																						
		14. Sponsoring Agency Code NPS-10																						
15. Supplementary Notes																								
<p>16. Abstract</p> <p>A 90° Moving Deformable Barrier NCAP side impact was conducted on the subject 2001/Honda/Civic/LX/2 Door Coupe to obtain new car assessment and research data indicant of FMVSS No. 214D performance. The test was conducted at MGA Research Corporation in Burlington, Wisconsin, on November 1, 2000.</p> <p>The impact velocity of the Moving Deformable Barrier (MDB) was 61.6 kph, and the ambient temperature at the struck side (driver's) of the target vehicle at the time of impact was 21.1°C. The target vehicle post test maximum crush was 237 mm at level 3. The test vehicle's performance follows:</p> <table border="0"> <thead> <tr> <th></th> <th style="text-align: center;"><u>DRIVER</u></th> <th style="text-align: center;"><u>PASS.</u></th> </tr> </thead> <tbody> <tr> <td>Left Upper Rib (LUR) Accel., g</td> <td style="text-align: center;">56</td> <td style="text-align: center;">49</td> </tr> <tr> <td>Left Lower Rib (LLR) Accel., g</td> <td style="text-align: center;">47</td> <td style="text-align: center;">53</td> </tr> <tr> <td>Lower Spine (T<sub>12</sub>) Accel., g</td> <td style="text-align: center;">59</td> <td style="text-align: center;">61</td> </tr> <tr> <td>Thoracic Trauma Index (TTI)</td> <td style="text-align: center;">57</td> <td style="text-align: center;">57</td> </tr> <tr> <td>Pelvis (PEV) Accel., g</td> <td style="text-align: center;">56</td> <td style="text-align: center;">68</td> </tr> <tr> <td>HIC</td> <td style="text-align: center;">739</td> <td style="text-align: center;">439</td> </tr> </tbody> </table> <p>The door on the struck side of the vehicle did not separate from the body at the hinges or latch and the opposite door did not open during the side impact event.</p>					<u>DRIVER</u>	<u>PASS.</u>	Left Upper Rib (LUR) Accel., g	56	49	Left Lower Rib (LLR) Accel., g	47	53	Lower Spine (T <sub>12</sub> ) Accel., g	59	61	Thoracic Trauma Index (TTI)	57	57	Pelvis (PEV) Accel., g	56	68	HIC	739	439
	<u>DRIVER</u>	<u>PASS.</u>																						
Left Upper Rib (LUR) Accel., g	56	49																						
Left Lower Rib (LLR) Accel., g	47	53																						
Lower Spine (T <sub>12</sub> ) Accel., g	59	61																						
Thoracic Trauma Index (TTI)	57	57																						
Pelvis (PEV) Accel., g	56	68																						
HIC	739	439																						
17. Key Words New Car Assessment Program (NCAP) FMVSS No. 214D Side Impact Dummy (SID) Occupant Side Impact Protection		18. Distribution Statement Copies of this report are available from: National Highway Traffic Safety Adm. Technical Ref. Division, Room 5108 (NAD-52) 400 Seventh Street, S.W. Washington, D.C. 20590																						
19. Security Classif. (of this report) Unclassified	20. Security Classif. (of this page) Unclassified	21. No. of Pages 306	22. Price																					

## TABLE OF CONTENTS

<u>Section</u>		<u>Page No.</u>
1	PURPOSE AND TEST PROCEDURE	1-1
2	SUMMARY OF SIDE IMPACT TEST	2-1
3	SIDE IMPACT DUMMY (SID) AND VEHICLE TEST DATA	3-1
4	OCCUPANT AND VEHICLE INFORMATION	4-1
APPENDIX A	PHOTOGRAPHS	
APPENDIX B	VEHICLE AND SID RESPONSE DATA	
APPENDIX C	SID CONFIGURATION AND PERFORMANCE VERIFICATION	
APPENDIX D	CALIBRATION INFORMATION	

SECTION 1  
PURPOSE AND TEST PROCEDURE

This side impact test is part of the FY01 NCAP Side Impact Program, sponsored by the National Highway Traffic Safety Administration (NHTSA). The purpose of this test was to evaluate side impact protection of a 2001/Honda/Civic/LX/2 Door Coupe.

This side impact test was conducted in accordance with the New Car Assessment Program Side Impact Testing Procedure dated October 1996.

MGA does not endorse or certify products. The manufacturer's name appears solely for identification purposes.

## SECTION 2

### SUMMARY OF SIDE IMPACT TEST

A 2001/Honda/Civic/LX/2 Door Coupe was impacted on the left or driver's side by a Moving Deformable Barrier (MDB) which was moving forward in a 27<sup>°</sup> crabbed position to the tow road guidance system at a velocity of 38.3 mph ( 61.6 kph). The target vehicle was stationary and was positioned at an angle of 63<sup>°</sup> to the line of forward motion. The side impact test was conducted by MGA Research Corporation in Burlington, Wisconsin, on November 1, 2000. Pre- and post-test photographs of the test vehicle, the MDB and the side impact dummies (SIDs) are included in Appendix A.

Two side impact dummies (SIDs) were placed in the driver and left rear designated seating positions according to instructions specified in the New Car Assessment Program Side Impact Laboratory Test Procedure which is dated October 1996. The side impact event was documented by nine high speed cameras. Camera locations and other pertinent camera information can be found in this report.

The SIDs were instrumented with the following accelerometers.

1. Left Upper Rib (LUR) uniaxial accelerometer (Y-direction)
2. Left Lower Rib (LLR) uniaxial accelerometer (Y-direction)
3. Lower Thoracic Spine (T<sub>12</sub>) uniaxial accelerometer (Y-direction)
4. Pelvic (PEV) section uniaxial accelerometer (Y-direction)
5. Head Center of Gravity triaxial accelerometers (X, Y, and Z-direction)

Appendix B contains the vehicle and dummy response data traces. A summary of the side impact dummy (SID) configuration and performance verification test data is shown in Appendix C. Dummy and vehicle calibration data can be found in Appendix D of this report.

The following table summarizes the results of the test:

Injury Criteria	Front SID	Rear SID
TTI (g)	57	57
Pelvis (g)	56	68
HIC	739	439

SECTION 3  
SIDE IMPACT DUMMY (SID) AND  
VEHICLE TEST DATA

DATA SHEET NO. 1

GENERAL VEHICLE TEST PARAMETER DATA

TEST VEHICLE INFORMATION:

Year/Make/Model/Body Style: 2001/Honda/Civic/LX/2 Door Coupe

VIN: 1HGEM225X1L000278

Vehicle Body Color: Black Build Date: 9/00

Engine Data: 4 Cylinders;     CID; 1.7 Liter;     cc

Placement     Longitudinal;   X   Lateral

Transmission: 4 Speed;     Manual;   X   Automatic;     Overdrive

Final Drive:     Rear Wheel Drive;   X   Frt. Wheel Drive;     Four Wheel Drive

Odometer Reading   7   miles

Options:   X   A/C;   X   Pwr. Steering;   X   Pwr. Brakes;   X   Pwr. Windows;

  X   Cruise Control;   X   Tilt Wheel;   X   Power Door Locks;

DATA FROM TIRE PLACARD:

Tire Pressure (at capacity): 30 Psi FRONT

30 Psi REAR

Recommended Tire Size: P185/70R14

Tires on Test Vehicle: P185/70R14 Manufacturer: Firestone

Vehicle Capacity Data:

Number of Occupants:   2   Front;   3   Rear;     3rd Seat,   5   Total

Type of Front Seats:   X   Bucket;     Bench;     Split Bench

Type of Front Seat Back:     Fixed;   X   Adjustable with   X   Lever

Vehicle Maximum Capacity Loading = 385.6 kg (A)

No. of Occupants x 68.04 kg. = 340.2 kg (B)

Cargo Capacity (A-B) = 45.4 kg

GENERAL VEHICLE TEST PARAMETER DATA (Cont'd)

WEIGHT OF TEST VEHICLE WITH MAXIMUM FLUIDS:

Right Front =	<u>333.8</u>	kg	Right Rear =	<u>226.8</u>	kg
Left Front =	<u>357.9</u>	kg	Left Rear =	<u>216.4</u>	kg
TOTAL FRONT =	<u>691.7</u>	kg	TOTAL REAR =	<u>443.2</u>	kg
% of Total Weight =	<u>60.9</u>	%	% of Total Weight =	<u>39.1</u>	%
TOTAL WEIGHT =	<u>1134.9</u>	kg			

CALCULATION OF VEHICLE'S TARGET TEST WEIGHT:

Total Test Vehicle Delivered Weight with Maximum Fluids	=	<u>1134.9</u>	kg
Cargo Carrying Capacity of Test Vehicle*	=	<u>45.4</u>	kg
Weight of 2 Side Impact Dummies (2 x <u>80.7</u> kg.)	=	<u>161.4</u>	kg
TEST VEHICLE TARGET WEIGHT	=	<u>1341.7</u>	kg

ACTUAL WEIGHT OF TEST VEHICLE WITH 2 DUMMIES AND CARGO (Fully Loaded):

Right Front =	<u>340.2</u>	kg	Right Rear =	<u>287.1</u>	kg
Left Front =	<u>407.8</u>	kg	Left Rear =	<u>303.6</u>	kg
TOTAL FRONT =	<u>748.0</u>	kg	TOTAL REAR =	<u>593.7</u>	kg
% of Total Weight =	<u>55.8</u>	%	% of Total Weight =	<u>44.3</u>	%
TOTAL WEIGHT =	<u>1341.7</u>	kg			

TEST VEHICLE ATTITUDE:

CURB WEIGHT ATTITUDE:

Right Front 654 mm Left Front 652 mm Right Rear 684 mm Left Rear 679 mm

FULLY LOADED WEIGHT ATTITUDE:

Right Front 650 mm Left Front 632 mm Right Rear 667 mm Left Rear 641 mm

TEST ATTITUDE:

Right Front 642 mm Left Front 636 mm Right Rear 661 mm Left Rear 649 mm

\* light trucks and MPV's RCW is 136 kgs or manufacturer's value, whichever is less

GENERAL VEHICLE TEST PARAMETER DATA (Cont'd)

Test Vehicle Wheelbase: 2624 mm

C.G. = 1117 mm rearward of front wheel centerline

TOTAL VEHICLE LENGTH:

Right Side = 3675 mm

Centerline = 4414 mm

Left Side = 3675 mm

FRONT SEAT CUSHION PLACEMENT:

Total Length of Adjustment Travel: 240 mm

Test Position: 13<sup>TH</sup> position rearward of 25 total

FRONT SEAT BACK ADJUSTMENT POSITION:

Seat Back Angle = 0E (Headrest Post)

SECOND POSITION SEAT:

Total Length of Fore/Aft Adjustment Travel: Not Adjustable

Seat Back Adjustment Position: Not Adjustable

ADJUSTABLE STEERING COLUMN POSITION:

WINDOW POSITIONS: Left Front Closed

Right Front Open

AMOUNT OF STODDARD SOLVENT IN FUEL TANK:

Fuel system usable capacity = 12.5 gallons

Test Volume: 11.5 gallons 92% of capacity

LOCATIONS OF IMPACT POINT ON TEST VEHICLE SIDE TO BE IMPACTED:

Wheelbase: = 2624 mm

Impact Point is 372 rearward of front axle centerline

DATA SHEET NO. 2  
TEST VEHICLE SUMMARY OF RESULTS

Year/Make/Model/Body Style: 2001/Honda/Civic/LX/2 Door Coupe

Test Date: November 1, 2000

Overall Length = 4414 mm; Overall Width = 1656 mm

TEST WEIGHT:

Right Front =	<u>355.2</u> kg	Right Rear =	<u>282.1</u> kg
Left Front =	<u>408.7</u> kg	Left Rear =	<u>288.0</u> kg
TOTAL FRONT =	<u>763.9</u> kg	TOTAL REAR =	<u>570.1</u> kg
% of Total Weight =	<u>53.3</u> %	% of Total Weight =	<u>46.7</u> %
TOTAL WEIGHT =	<u>1334.0</u> kg		
Wheelbase =	<u>2624</u> mm		
Longitudinal C.G. from Center of Front Axle	=	<u>1117</u> mm	
Impact Angle with Respect to Impactor	=	<u>90E</u> degrees	

MAXIMUM EXTERIOR STATIC CRUSH:

1. LEVEL 1 (227 mm above ground) = 72 mm
  2. LEVEL 2 (459 mm above ground) = 224 mm
  3. LEVEL 3 (570 mm above ground) = 237 mm
  4. LEVEL 4 (886 mm above ground) = 176 mm
  5. LEVEL 5 (1296 mm above ground) = 47 mm
- Maximum Post-Test Intrusion = 237 mm

OCCUPANTS:

	<u>Driver</u>	<u>Left Rear Passenger</u>
Type of Dummy	<u>SID</u>	<u>SID</u>
Restraints Used	<u>Type II Seat belt</u>	<u>Type II Seat belt</u>
	<u>Side Seat Airbag</u>	

TEST VEHICLE SUMMARY OF RESULTS (Cont'd)

INSTRUMENTATION:

Number of Vehicle Data Channels:		=	<u>25</u>
Number of Cameras:	Onboard Vehicle	=	<u>2</u>
	Offboard Vehicle	=	<u>5</u>
	Deformable Barrier	=	<u>2</u>
	TOTAL	=	<u>9</u>

DATA SHEET NO. 3

MOVING DEFORMABLE BARRIER (MDB) SUMMARY OF RESULTS

Year/Make/Model/Body Style: 2001/Honda/Civic/LX/2 Door Coupe

Test Date: November 1, 2000

POSITION OF IMPACT (MDB) ON MONORAIL:

Crabbed 27<sup>B</sup> to left

MDB DETAILS:

Overall Width of Framework Carriage	=	<u>1252 mm</u>
Overall Length of MDB (incl. honeycomb impact face)	=	<u>4115 mm</u>
Wheelbase of Framework Carriage	=	<u>2591 mm</u>
Tread of Framework Carriage (Front & Rear)	=	<u>1880 mm</u>
C.G. Location Rearward of Front Axle	=	<u>1106 mm</u>
C.G. Location From Center Line	=	<u>-11 mm</u>
C.G. Location Above Ground Level	=	<u>481 mm</u>

MDB WEIGHT:

Left Front	=	<u>395.1 kg</u>	Left Rear	=	<u>293.8 kg</u>
Right Front	=	<u>385.7 kg</u>	Right Rear	=	<u>287.4 kg</u>
TOTAL FRONT	=	<u>780.8 kg</u>	TOTAL REAR	=	<u>581.2 kg</u>
TOTAL MDB WEIGHT	=	<u>1362.0 kg</u>			

Impact Angle (MDB C/L to Target Vehicle C/L) = 90 E degrees

Impact Speed = Primary: 38.3 mph ( 61.7 kph) Secondary: 38.3 mph ( 61.7 kph)

CRASH TEST SUMMARY FOR SIDE IMPACTOR (Cont'd)

MAXIMUM STATIC CRUSH OF HONEYCOMB IMPACT FACE:

1. Row A Top of Stack (813 mm) = 164 mm
2. Row B Mid Stack (686 mm) = 156 mm
3. Row C Top of Bumper (533 mm) = 177 mm
4. Row D Center of Bumper (432 mm) = 248 mm

INSTRUMENTATION:

Number of MDB Data Channels = 7

DATA SHEET NO. 4  
POST-TEST OBSERVATIONS

Year/Make/Model/Body Style: 2001/Honda/Civic/LX/2 Door Coupe

Test Date: November 1, 2000

VISIBLE DUMMY CONTACT POINTS:

	<u>LEFT FRONT SID</u>	<u>LEFT REAR SID</u>
Head	<u>Headrest, Window sill</u>	<u>C-post</u>
Arm	<u>Airbag, Sill</u>	<u>Rear Side Panel</u>
Pelvis	<u>Armrest, Airbag</u>	<u>Armrest</u>
Left Knee	<u>Mid Door</u>	<u>Rear Side Panel</u>
Right Knee	<u>Left Knee</u>	<u>Left Knee</u>

DOOR OPENING:

	<u>LEFT SIDE</u>	<u>RIGHT SIDE</u>
Front	<u>Remained Closed</u>	<u>Remained Closed</u>

MDB DISTANCE FROM TARGET IMPACT POINT:

Horizontal: 8 mm rearward      Vertical: 1 mm up

ARM REST LOCATIONS:

Front: 250 mm from below window

Rear: 310 mm from below window

POST-TEST OBSERVATIONS (Cont'd)

SEAT CRUSH:

Front Seat Back:	<u>51 mm</u>	Front Seat Cushion:	<u>34 mm</u>
Left Rear Seat Back:	<u>32 mm</u>	Rear Seat Cushion:	<u>16 mm</u>

GLAZING DAMAGE:

Left Front Window, Windshield

PILLAR PERFORMANCE:

No Failure Noted

SILL SEPARATION:

No Separation Noted

OTHER NOTABLE IMPACT EFFECTS:

None

AIRBAG DEPLOYMENT STATUS:

	<u>DRIVER</u>	<u>FRONT PASSENGER</u>	<u>REAR PASSENGER</u>
Frontal	<u>Yes</u>	<u>Yes</u>	<u>N/A</u>
Side	<u>Yes</u>	<u>No</u>	<u>N/A</u>

SECTION 4  
OCCUPANT AND VEHICLE INFORMATION

DATA SHEET NO. 5  
SIDE IMPACT DUMMY (SID) INSTRUMENTATION DATA

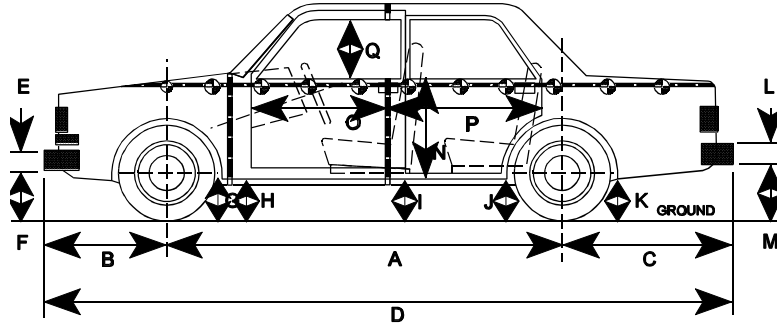
Year/Make/Model/Body Style: 2001/Honda/Civic/LX/2 Door Coupe

Test Date: November 1, 2000

	Driver SID ID # 270				Left Passenger SID ID # 269			
	Pos. Direct.		Neg. Direct		Pos. Direct.		Neg. Direct	
	Max (g)	Time (msec)	Max (g)	Time (msec)	Max (g)	Time (msec)	Max (g)	Time (msec)
<b>HEAD ACCELERATIONS</b>								
Longitudinal (X)	5.7	124	79.5	67	4.7	39	25.5	47
Lateral (Y)	82.5	67	7.5	27	95.7	47	33.2	173
Vertical (Z)	70.2	55	7.7	66	23.1	41	31.1	59
Resultant	114.7	67	--	--	99.0	47	--	--
HIC	739	--	--	--	439			
<b>RIB ACCELERATIONS</b>								
Left Upper Rib (LUR) Y	55.5	36	10.1	77	49.2	41	6.4	131
Left Lower Rib (LLR) Y	47.4	39	11.9	139	52.5	56	5.9	131
<b>SPINE ACCELERATIONS</b>								
Lower Lateral Y	58.6	33	10.3	76	61.2	53	5.8	136
<b>PELVIS ACCELERATIONS</b>								
Lateral Y	55.8	25	9.3	49	68.4	48	4.6	124

REFERENCE: Positive Direction- Longitudinal (X) = forward  
Lateral (Y) = to right  
Vertical (Z) = down

DATA SHEET NO. 6  
VEHICLE PRE AND POST-TEST MEASUREMENTS



**LEFT SIDE VIEW**

D = Length at Centerline  
 R = Right Side Length  
 S = Left Side Length  
 T = Width at B Post  
 J1 = To Pinch Weld  
 E & L = Bumper Thickness

J2 = To Sill

ALL MEASUREMENTS IN (mm)

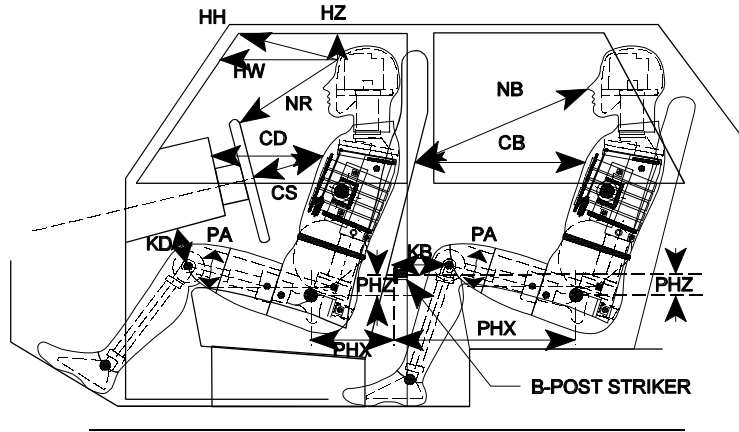
	PRE-TEST	POST-TEST	Ä CHANGE
A	2624	2625	-1
B	810	758	52
C	980	1007	-27
D	4414	4390	24
E	130	130	0
F	354	362	-8
G	154	136	18
H	156	152	4
I	160	158	2
J1/J2	161/155	157/144	4/11
K	402	235	167
L	155	155	0
M	435	395	40
N	686	657	29
O	760	753	7
P	595	580	15
Q	412	390	22
R	3675	3682	-7
S	3675	3630	45
T	1656	1617	39

DATA SHEET NO. 7

SIDE IMPACT DUMMY (SID) LONGITUDINAL CLEARANCE DIMENSIONS

Year/Make/Model/Body Style: 2001/Honda/Civic/LX/2 Door Coupe

Test Date: November 1, 2000



NOTE: All Dimensions are in mm with tolerance of  $\pm 3$  mm

	DRIVER SID ID # 270		LEFT REAR PASSENGER SID ID # 269
HH	284	HZ	105
HW	526	NB	579
HZ	166	CB	492
NR	436	KBL (KBA)	204 (2.2E)
CD	514	KBR (KBA)	227 (0E)
CS	295	PA°	24.7E
KDL(KDA°)	223 (2.8E)	PHX	490
KDR(KDA°)	189 (0E)	PHZ	118
PA°	23.8E		
PHX	411		
PHZ	173		

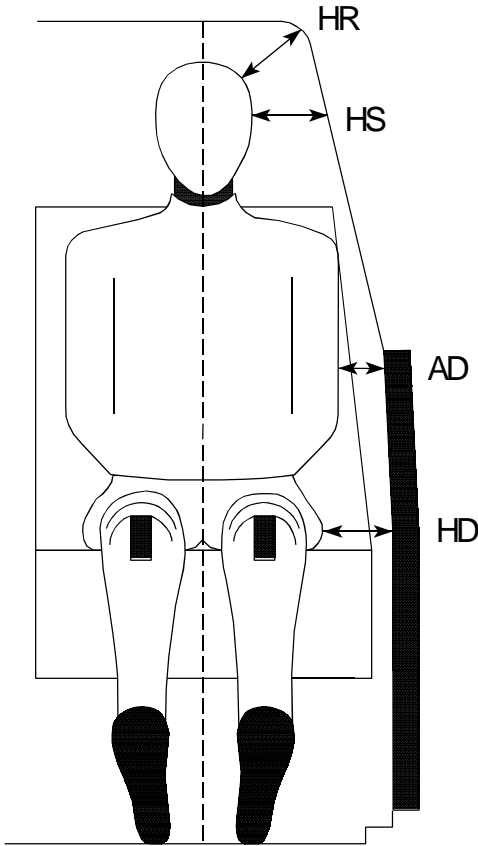
NOTE: 2-door vehicle shown. Rear dummy PHX & PHZ measurements for 4-door vehicle would use the C-post striker as reference point.

DATA SHEET NO. 8

SIDE IMPACT DUMMY (SID) LATERAL CLEARANCE DIMENSIONS

Year/Make/Model/Body Style: 2001/Honda/Civic/LX/2 Door Coupe

Test Date: November 1, 2000



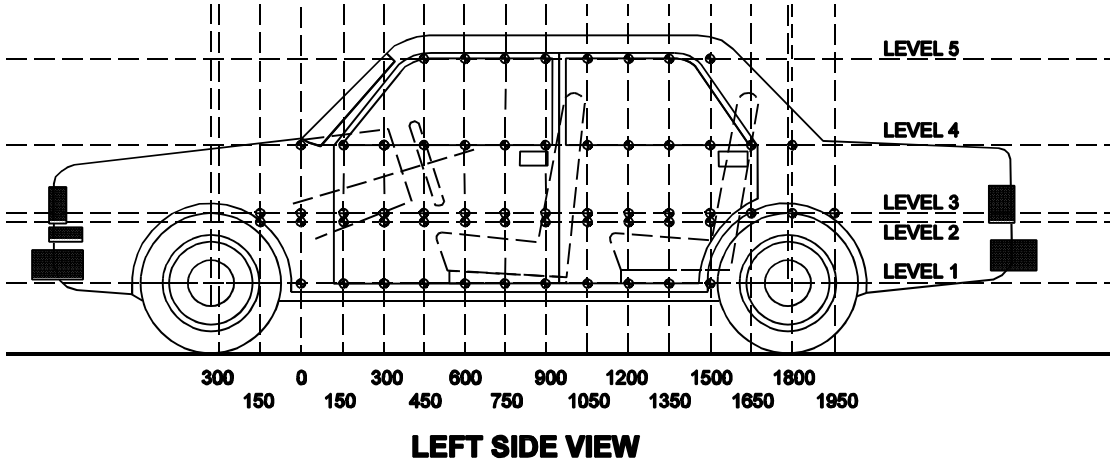
NOTE: All dimensions are in mm

	DRIVER SID ID # 270	LEFT REAR PASSENGER SID ID # 269
HR	189	189
HS	306	350
AD	97	90
HD	138	110

DATA SHEET NO. 9  
VEHICLE SIDE MEASUREMENTS

Year/Make/Model/Body Style: 2001/Honda/Civic/LX/2 Door Coupe

Test Date: November 1, 2000



**NOTE: All measurements are in millimeters (mm)**

- LEVEL 5 - WINDOW TOP
- LEVEL 4 - WINDOW SILL
- LEVEL 3 - MID-DOOR
- LEVEL 2 - OCCUPANT H-POINT
- LEVEL 1 - AXLE CENTERLINE HEIGHT OR SILL TOP HEIGHT

MEASUREMENTS ARE TAKEN WHEN THE VEHICLE IS IN THE "AS TESTED" CONFIGURATION

MEASUREMENTS ALONG THE VERTICAL 750 mm. LINE SHOWN ABOVE

Level 1 @ Axle Centerline Height (or Sill Top Height)	= <u>227</u> mm
Level 2 @ Occupant H-Point	= <u>459</u> mm
Level 3 @ Mid Door	= <u>570</u> mm
Level 4 @ Window Sill	= <u>886</u> mm
Level 5 @ Window Top	= <u>1296</u> mm

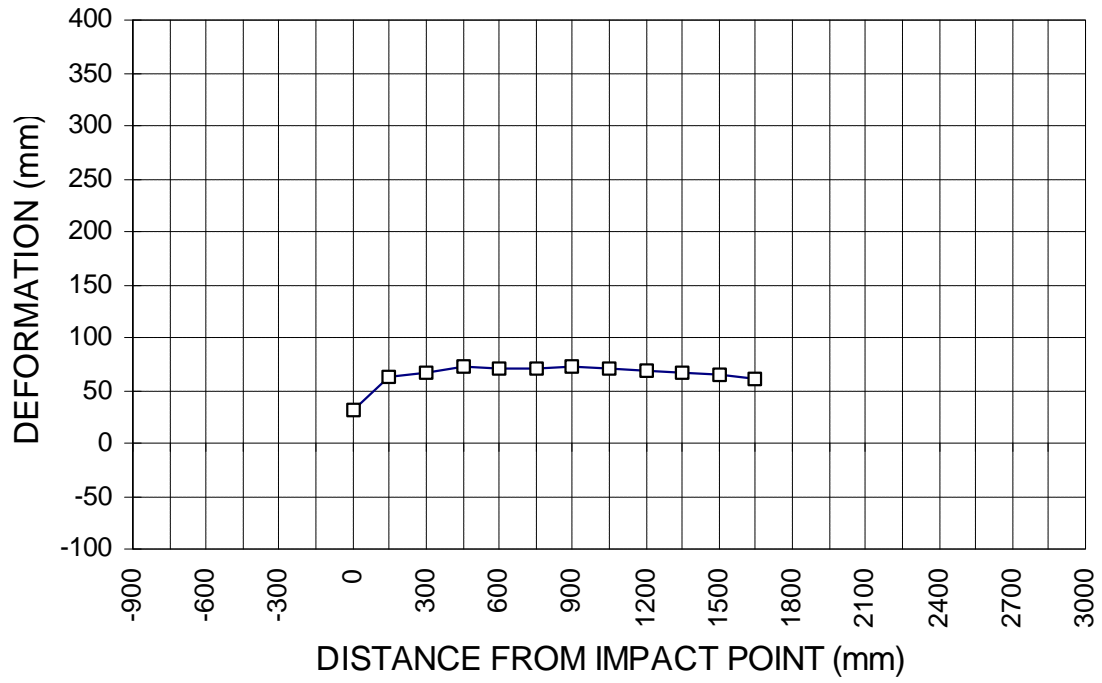
DATA SHEET NO. 10  
VEHICLE EXTERIOR CRUSH PROFILES

	Level 1 - Axle Centerline		
Longitudinal Distance	Pre-Test (mm)	Post-Test (mm)	Static Crush
-900			
-750			
-600			
-450			
-300			
-150			
0 (impact point)			
150	638	669	31
300	637	700	63
450	634	701	67
600	630	702	72
750	630	700	70
900	631	702	71
1050	630	702	72
1200	632	702	70
1350	632	700	68
1500	632	699	67
1650	633	698	65
1800	636	697	61
1950			
2100			
2250			
2400			
2550			
2700			
2850			
3000			

Reference plane is parallel to test vehicle longitudinal centerline.  
 Given dimensions = Reference plane to car body

# VEHICLE EXTERIOR STATIC CRUSH

## LEVEL 1 - AXLE CENTERLINE



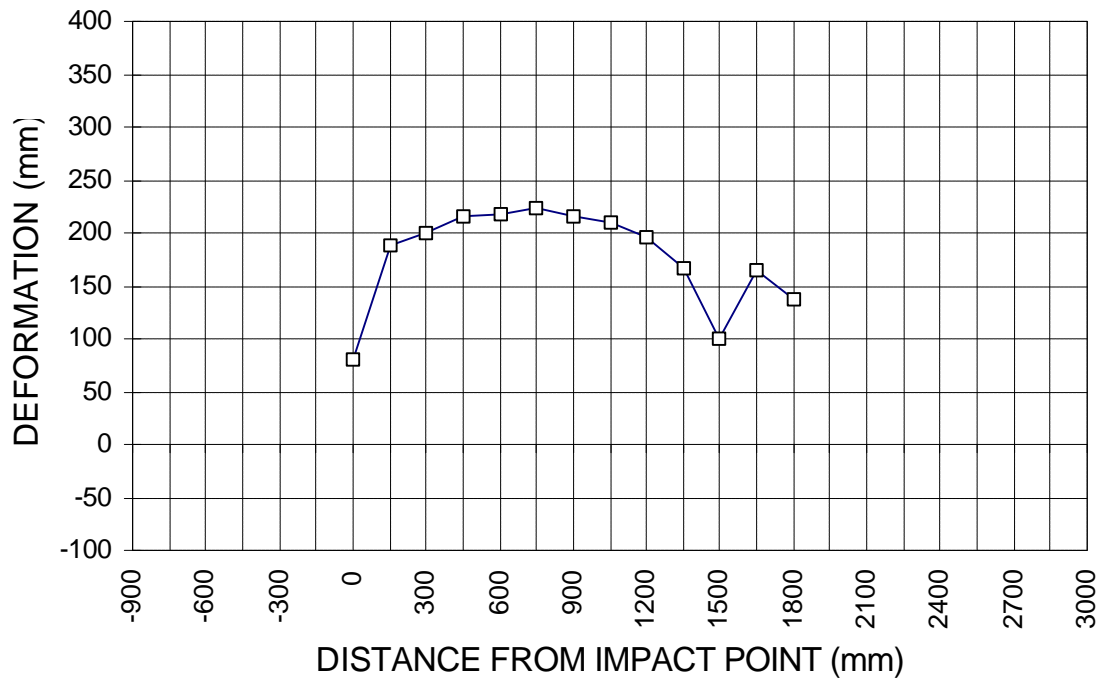
DATA SHEET NO. 10  
VEHICLE EXTERIOR CRUSH PROFILES

	Level 2 - Occupant H-Point		
Longitudinal Distance	Pre-Test (mm)	Post-Test (mm)	Static Crush
-900			
-750			
-600			
-450			
-300			
-150			
0 (impact point)	590	671	81
150	597	786	189
300	598	798	200
450	596	811	215
600	595	813	218
750	593	817	224
900	593	808	215
1050	592	801	209
1200	592	788	196
1350	591	757	166
1500	593	693	100
1650	594	759	165
1800	592	730	138
1950			
2100			
2250			
2400			
2550			
2700			
2850			
3000			

Reference plane is parallel to test vehicle longitudinal centerline.  
 Given dimensions = Reference plane to car body

# VEHICLE EXTERIOR STATIC CRUSH

## LEVEL 2 - OCCUPANT H-POINT



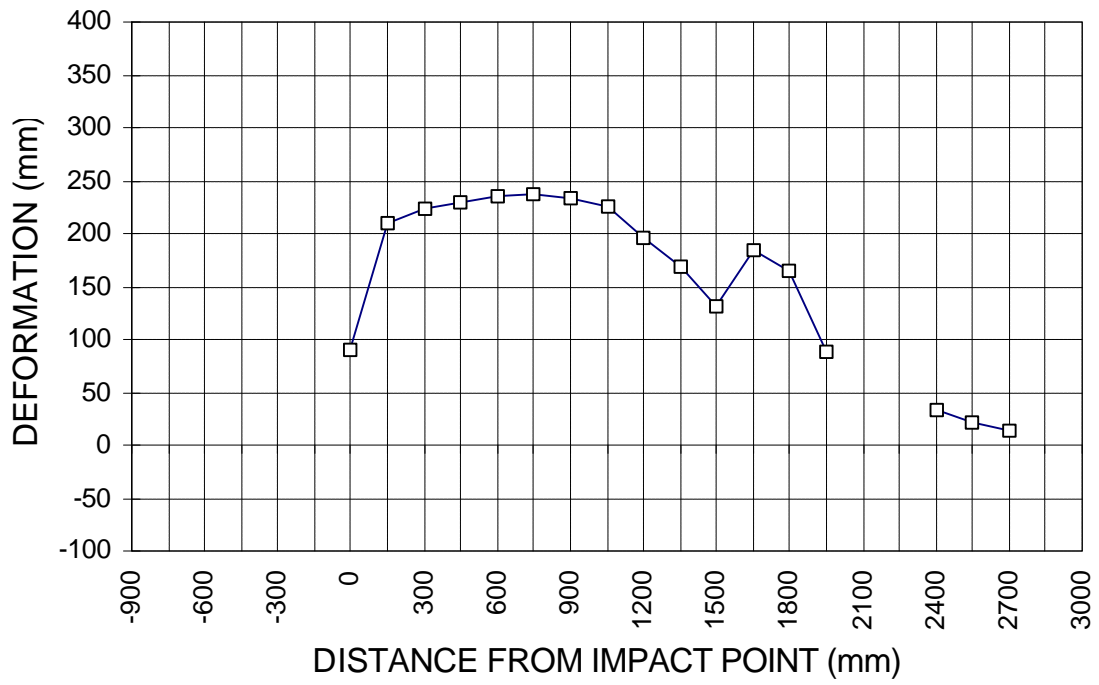
DATA SHEET NO. 10  
VEHICLE EXTERIOR CRUSH PROFILES

	Level 3 - Mid-Door		
Longitudinal Distance	Pre-Test (mm)	Post-Test (mm)	Static Crush
-900			
-750			
-600			
-450			
-300			
-150			
0 (impact point)	590	681	91
150	591	800	209
300	590	813	223
450	588	818	230
600	586	822	236
750	585	822	237
900	584	818	234
1050	583	808	225
1200	583	779	196
1350	583	752	169
1500	583	714	131
1650	586	771	185
1800	588	753	165
1950	584	673	89
2100			
2250			
2400	575	608	33
2550	593	615	22
2700	616	630	14
2850			
3000			

Reference plane is parallel to test vehicle longitudinal centerline.  
 Given dimensions = Reference plane to car body

# VEHICLE EXTERIOR STATIC CRUSH

## LEVEL 3 - MID-DOOR



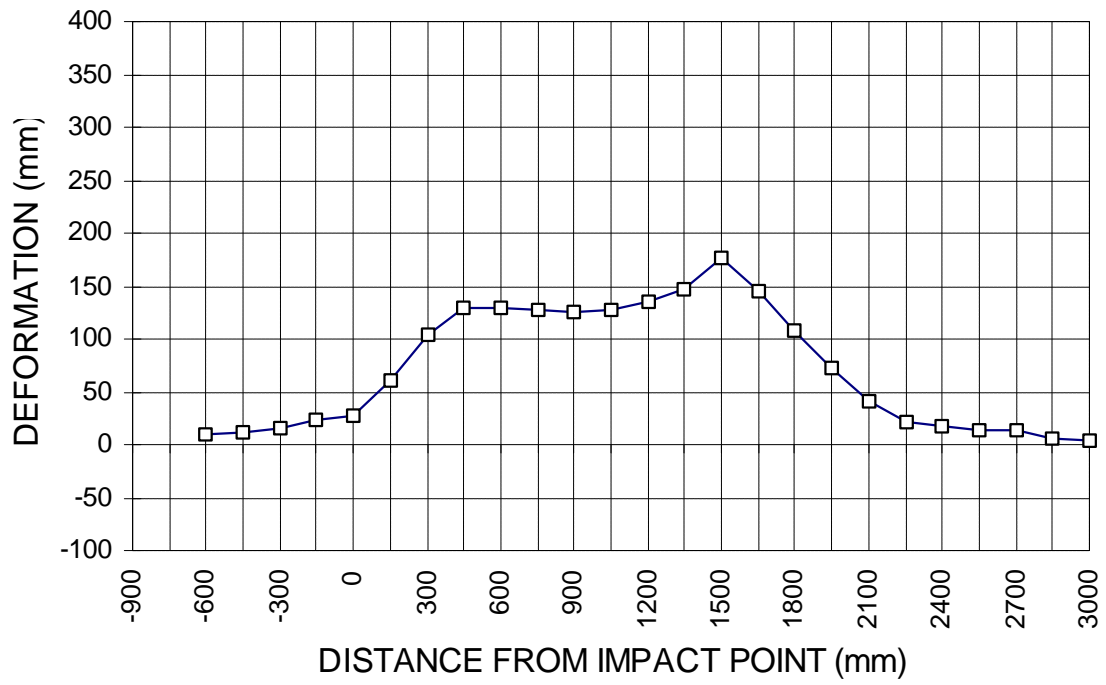
DATA SHEET NO. 10  
VEHICLE EXTERIOR CRUSH PROFILES

	Level 4 - Window Sill		
Longitudinal Distance	Pre-Test (mm)	Post-Test (mm)	Static Crush
-900			
-750			
-600	675	684	9
-450	665	677	12
-300	659	674	15
-150	652	676	24
0 (impact point)	652	679	27
150	650	710	60
300	645	749	104
450	650	779	129
600	650	779	129
750	651	778	127
900	652	778	126
1050	653	781	128
1200	650	786	136
1350	652	799	147
1500	650	826	176
1650	652	797	145
1800	652	759	107
1950	657	729	72
2100	660	701	41
2250	663	684	21
2400	670	688	18
2550	680	694	14
2700	692	705	13
2850	710	716	6
3000	729	733	4

Reference plane is parallel to test vehicle longitudinal centerline.  
 Given dimensions = Reference plane to car body

# VEHICLE EXTERIOR STATIC CRUSH

## LEVEL 4 - WINDOW SILL



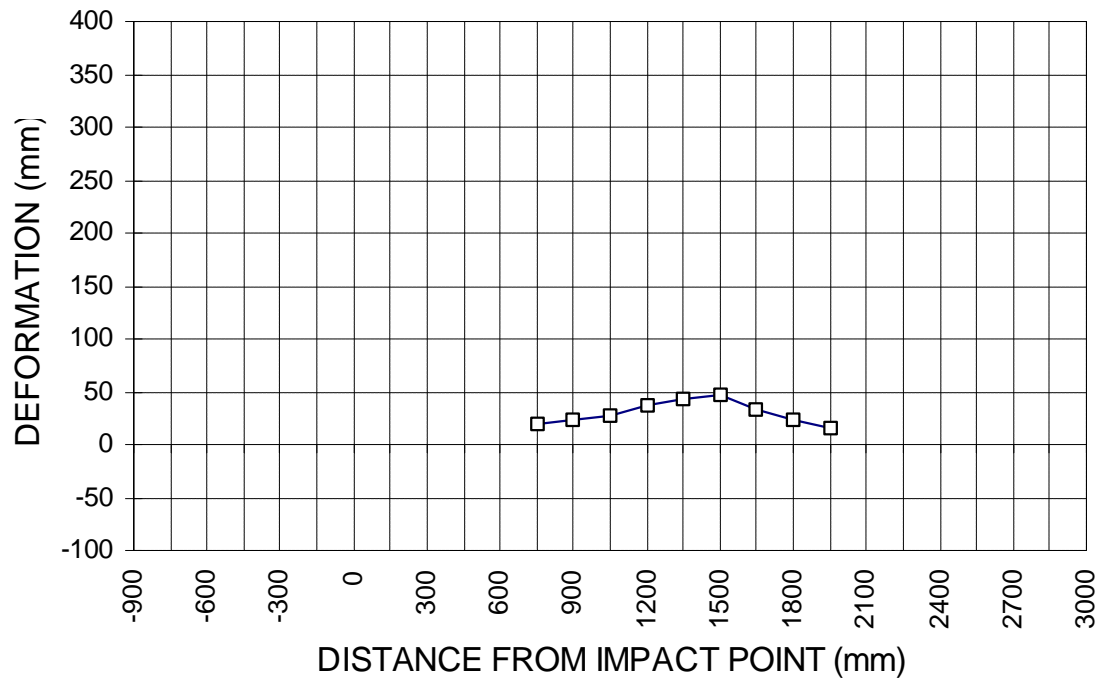
DATA SHEET NO. 10  
VEHICLE EXTERIOR CRUSH PROFILES

	Level 5 - Window Top		
Longitudinal Distance (mm)	Pre-Test (mm)	Post-Test (mm)	Static Crush (mm)
-900			
-750			
-600			
-450			
-300			
-150			
0 (impact point)			
150			
300			
450			
600			
750	860	879	19
900	863	886	23
1050	867	895	28
1200	869	906	37
1350	868	911	43
1500	867	914	47
1650	864	898	34
1800	867	890	23
1950	878	894	16
2100			
2250			
2400			
2550			
2700			
2850			
3000			

Reference plane is parallel to test vehicle longitudinal centerline.  
 Given dimensions = Reference plane to car body

# VEHICLE EXTERIOR STATIC CRUSH

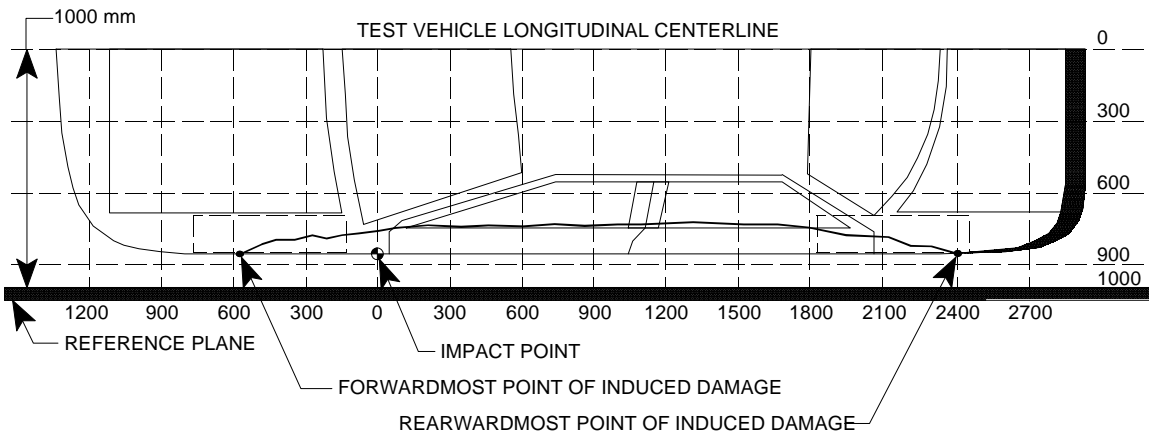
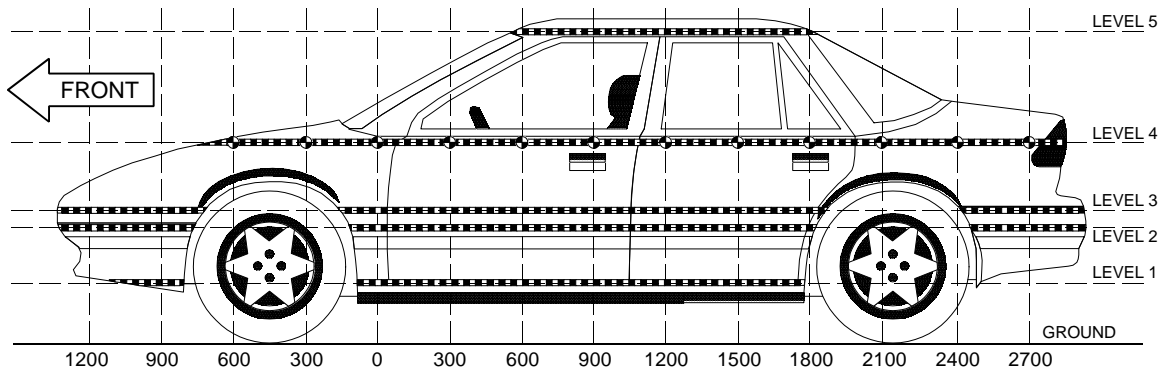
## LEVEL 5 - WINDOW TOP



**DATA SHEET NO. 11**  
**VEHICLE DAMAGE PROFILE DISTANCES**

Year/Make/Model/Body Style: 2001/Honda/Civic/LX/2 Door Coupe

Test Date: November 1, 2000



NOTE: All measurements are in millimeters (mm)

DPD MEASUREMENTS	POST-TEST (mm)	PRE-TEST (mm)	STATIC CRUSH (mm)
1. (LR = <u>3000</u> mm)	733	729	4
2. 2294 mm	682	670	12
3. 1548 mm	729	584	145
4. 805 mm	830	585	245
5. 94 mm	788	590	198
6. (LF = <u>-600</u> mm)	684	675	9

DATA SHEET NO. 12  
EXTERIOR STATIC CRUSH FOR SIDE IMPACTOR

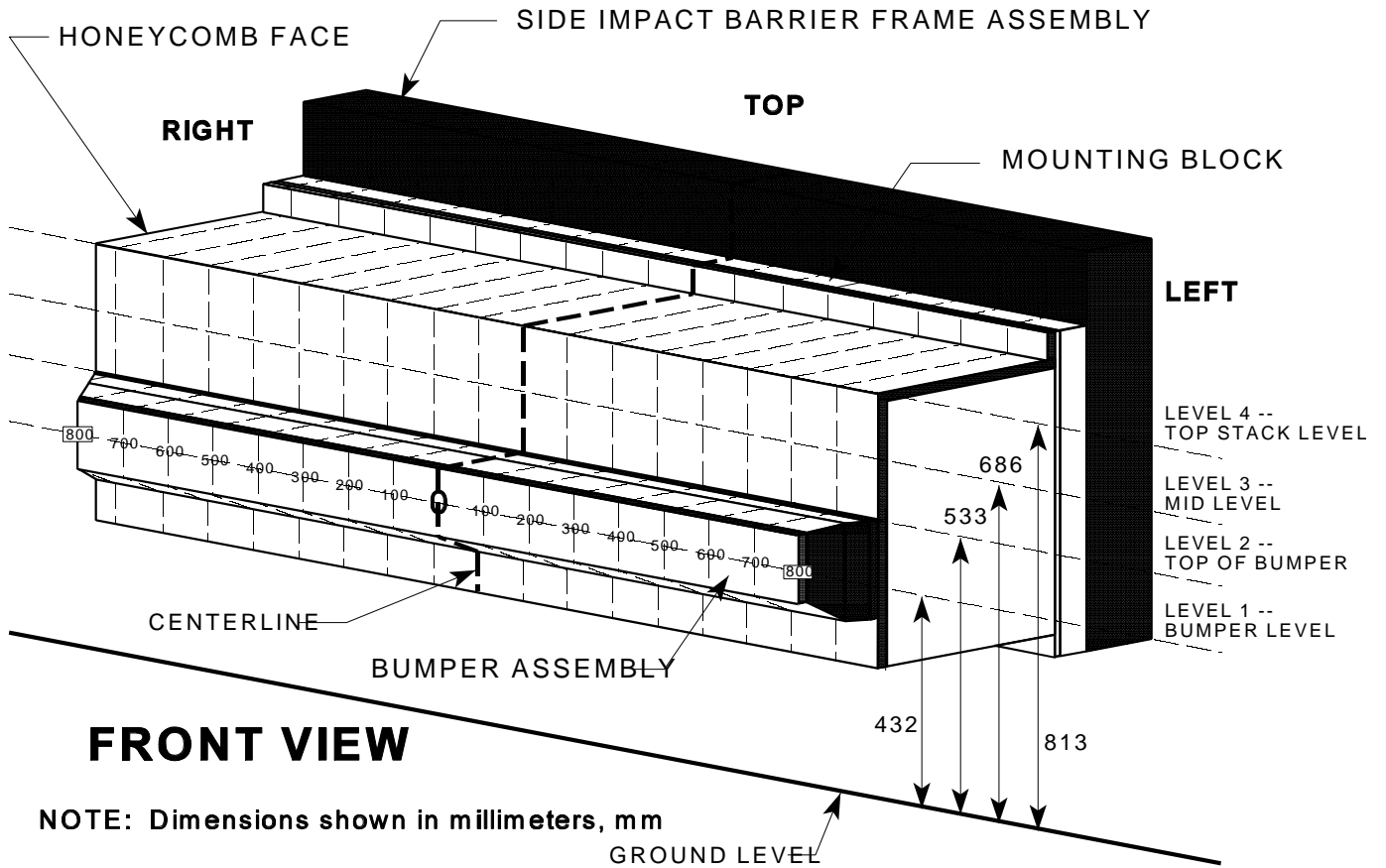
Year/Make/Model/Body Style: 2001/Honda/Civic/LX/2 Door Coupe

Test Date: November 1, 2000

4-17

		Distance Right of Center (mm)									Distance Left of Center (mm)								
Location	Height at CL	800	700	600	500	400	300	200	100	0	100	200	300	400	500	600	700	800	
Top Stack Level 4	813 mm	76	42	52	59	27	25	25	29	27	31	39	45	47	53	95	132	164	
Mid Level Level 3	686 mm	65	65	104	101	60	33	14	9	9	11	13	18	22	32	53	92	156	
Top Bumper Level 2	533 mm	118	161	177	162	122	94	68	55	43	47	56	62	68	74	81	90	101	
Mid Bumper Level 1	432 mm	181	207	248	234	186	147	127	106	93	92	97	103	108	120	132	147	160	

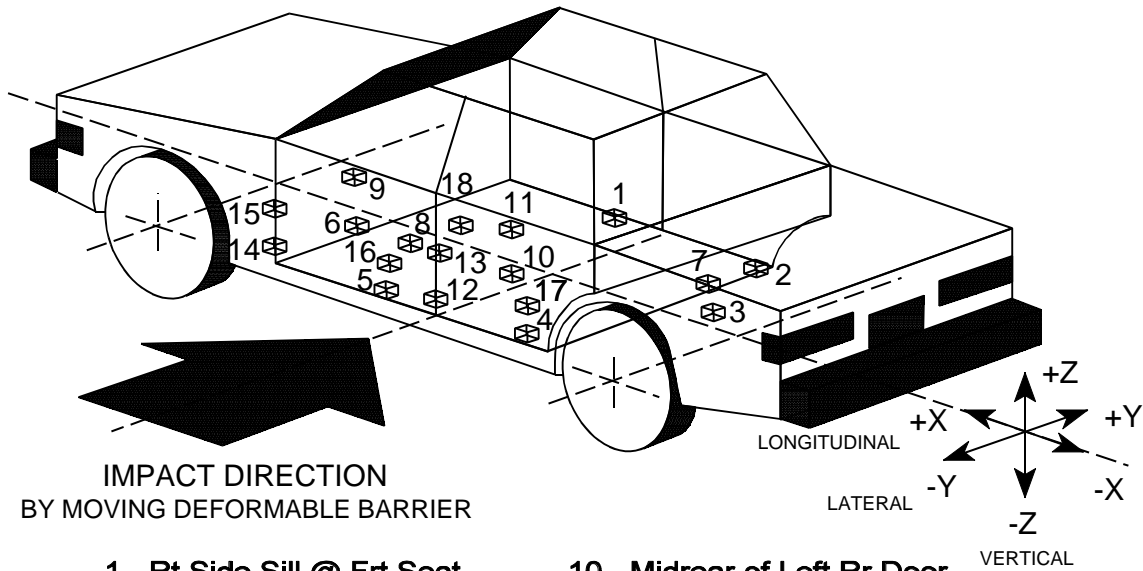
See next page for Barrier Face Graphic



DATA SHEET 13  
TEST VEHICLE ACCELEROMETER LOCATIONS AND DATA SUMMARY

Year/Make/Model/Body Style: 2001/Honda/Civic/LX/2 Door Coupe

Test Date: November 1, 2000



- |                                 |                              |
|---------------------------------|------------------------------|
| 1 - Rt Side Sill @ Frt Seat     | 10 - Midrear of Left Rr Door |
| 2 - Rt Side Sill @ Rr Seat      | 11 - Left Rr Door Upr C/Line |
| 3 - Rr Floorpan Above Axle      | 12 - Left Lwr B-Post         |
| 4 - Left Side Sill @ Rr Seat    | 13 - Left Middle B-Post      |
| 5 - Left Side Sill @ Frt Seat   | 14 - Left Lwr A-Post         |
| 6 - Left Frt Door on Centerline | 15 - Left Middle A-Post      |
| 7 - Rt Rr Occ Compartment       | 16 - Frt Seat Track          |
| 8 - Midrear of Left Frt Door    | 17 - Rr Seat Track           |
| 9 - Left Frt Door Upr C/Line    | 18 - Vehicle C.G.            |

DATA SHEET NO. 13  
**TEST VEHICLE ACCELEROMETER LOCATIONS AND DATA SUMMARY**  
 Year/Make/Model/Body Style: 2001/Honda/Civic/LX/2 Door Coupe  
 Test Date: November 1, 2000

Accel. No.	Description	Coordinates (mm)*			Long. (X) Maximums (g's)		Lat. (Y) Maximums (g's)		Vert. (Z) Maximums (g's)		Resultant (g's)
		X	Y	Z	Pos.	Neg.	Pos.	Neg.	Pos.	Neg.	
1	Rt. Side Sill @ Front Seat	2398	673	199	4.5	5.4	37.0	4.7	6.2	13.8	38.1
2	Rt. Side Sill @ Rear Seat	1402	673	204	9.3	5.3	43.7	4.9	5.6	10.9	44.7
3	Rr. Floorpan Above Axle	870	0	362	3.7	11.3	29.3	4.5	8.6	10.3	30.5
4	Left Side Sill @ Rr. Seat	1414	673	203	---	---	36.8	6.2	---	---	---
5	Left Side Sill @ Frt. Seat	2418	-673	195	---	---	42.5	4.2	---	---	---
6	Left Front Door Centerline	2508	-725	610	---	---	202.1	132.3	---	---	---
7	Right Rear Occupant Compartment	1755	-360	358	---	---	43.0	9.3	---	---	---
8	Mid Rear of Left Front Door	1940	-734	679	---	---	114.2	29.2	---	---	---
9	Left Front Door Upper Centerline	2438	-748	885	---	---	312.9	166.8	---	---	---
10	Left Rear Door Mid Rear**	1660	-761	633	---	---	99.5	16.9	---	---	---
11	Left Rear Door Upper Centerline	1085	-701	950	---	---	60.3	6.5	---	---	---
12	Left Lower B-Post	1895	-754	390	---	---	88.4	12.8	---	---	---
13	Left Mid B-Post	1845	-747	900	---	---	125.5	32.7	---	---	---
14	Left Lower A-Post	3081	-672	274	---	---	26.6	4.0	---	---	---
15	Left Mid A-Post	2990	-657	961	---	---	35.9	3.6	---	---	---
16	Driver Left Seat Track	2326	-534	292	---	---	34.8	9.5	---	---	---
18	Vehicle CG	2451	0	466	7.9	14.1	46.6	15.9	15.6	15.9	49.3

\*Reference: X - Rear Bumper (+ Forward)

Y - Vehicle Centerline (+ To right)

Z - Ground Level (+ Up)

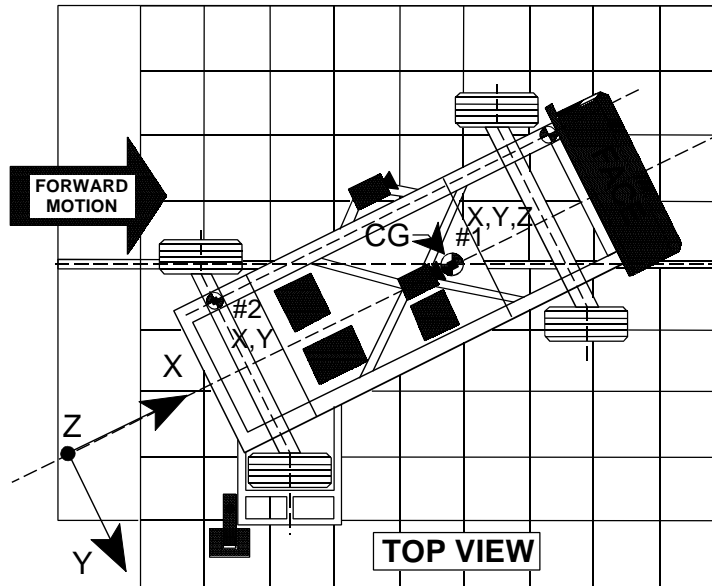
\*\* No valid data after approximately 42 msec.

DATA SHEET NO. 14

MOVING DEFORMABLE BARRIER (MDB) ACCELEROMETER LOCATIONS AND DATA SUMMARY

Year/Make/Model/Body Style: 2001/Honda/Civic/LX/2 Door Coupe

Test Date: November 1, 2000



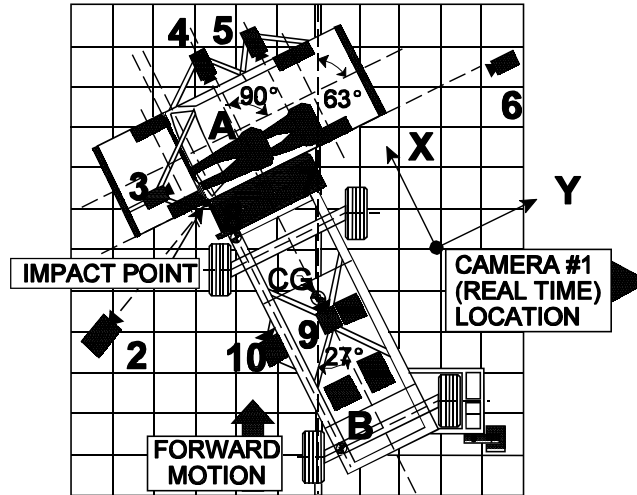
Accel. No.	Description	Coordinates (mm)*			(+ ) Positive		(- ) Negative	
		X	Y	Z	Max. (g)	Time (msec)	Max. (g)	Time (msec)
1	MDB Center of Gravity	-1092	0	483				
	Longitudinal (X)	---	---	---	1.4	92	20.3	31
	Lateral (Y)	---	---	---	9.7	67	15.6	31
	Vertical (Z)	---	---	---	17.6	50	13.9	67
	Resultant (R)	---	---	---	29.4	31	---	---
2	Rear Frame Member	-2501	-625	622				
	Longitudinal (X)	---	---	---	1.7	107	23.8	36
	Lateral (Y)	---	---	---	4.3	28	1.5	127

\*Reference: X - Front Axle (+ Forward)  
 Y - Vehicle Centerline (+ To right)  
 Z - Ground Level (+ Up)

DATA SHEET NO. 15  
HIGH SPEED CAMERA LOCATIONS AND DATA

Year/Make/Model/Body Style: 2000/Honda/Civic/LX/2 Door Coupe

Test Date: November 1, 2000



Camera No.	View	Coordinates (mm)*			Lens (mm)	Film Speed (fps)
		X	Y	Z		
1	Real Time				10	24
2	Left Impact	-1620	-2310	1840	13	881
3	Onboard Hood				8	1036
4	Onboard Front				13	990
5	Onboard Rear				8	1000
6	Right Impact	480	10100	1790	13	837
7	Top Overall	-100	1250	5000	8	1015
8	Top Impact	215	60	5000	13	990
9	Cart Overall				13	1015
10	Cart Impact				35	877

\* Reference: (from point of impact)

- +X = Forward
- +Y = To Right
- +Z = Upward

DATA SHEET 16  
FUEL SYSTEM INTEGRITY POST IMPACT TEST DATA

Vehicle Year/Make/Model/Body Style: 2001/Honda/Civic/LX/2 Door Coupe

Test Date: November 1, 2000

TEST REQUIREMENTS:

Drain the test vehicle's fuel system and operate the engine until the fuel system is dry. Add Stoddard solvent, which has been dyed purple, until 92-94% of the stated usable capacity is reached. Operate the engine to assure the Stoddard solvent is present throughout the entire fuel system.

TEST VEHICLE IMPACT TYPE:  X  Side Impact MDB 38.3 mph ( 61.6 kph)

FUEL SPILLAGE MEASUREMENT:

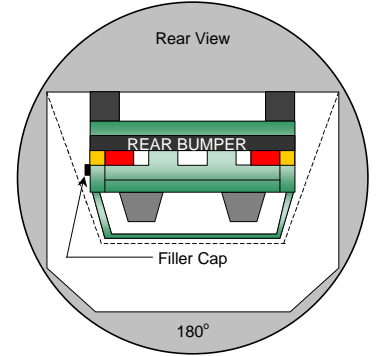
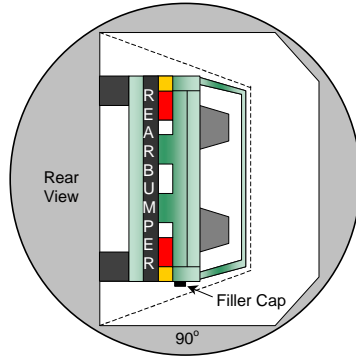
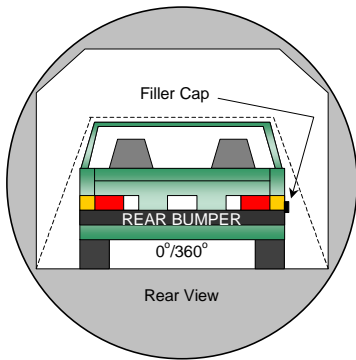
POST IMPACT TEST	TEST RESULTS	MAXIMUM ALLOWABLE
1. From impact until vehicle motion ceases	0 oz.	1 oz
2. For 5 minute period after vehicle motion ceases	0 oz.	5 oz
3. For next 25 minutes	0 oz.	1 oz./1 min

FUEL SPILLAGE LOCATION(S): None

**DATA SHEET 16**  
**FMVSS 301 STATIC ROLLOVER TEST DATA**

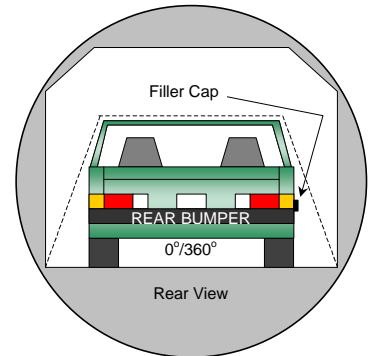
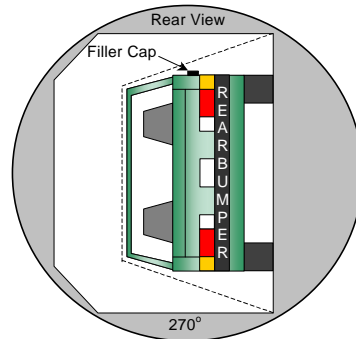
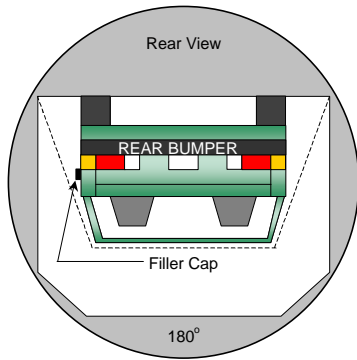
Vehicle Year/Make/Model/Body Style: 2001/Honda/Civic/LX.2 Door Coupe

Test Date: November 1, 2000



0° TO 90°

90° TO 180°



180° TO 270°

270° TO 360°

1. The specified fixture rollover rate for each 90° of rotation is 60 to 180 seconds.
2. The position hold time at each position is 300 seconds (minimum).
3. Details of Stoddard Solvent spillage locations:

No solvent leakage occurred during static rollover testing.

TEST PHASE	Rotation Time (sec.)	Hold Time (sec.)	Spillage (oz.)
0° TO 90°	176	300	0
90° to 180°	151	300	0
180° to 270°	131	300	0
270° to 360°	159	300	0

## APPENDIX A - PHOTOGRAPHS

## TABLE OF PHOTOGRAPHS

	<u>Page No.</u>
Photo No. A-1 - Pre-Test Front View of Test Vehicle	A-1
Photo No. A-2 - Post-Test Front View of Test Vehicle	A-2
Photo No. A-3 - Pre-Test Rear View of Test Vehicle	A-3
Photo No. A-4 - Post-Test Rear View of Test Vehicle	A-4
Photo No. A-5 - Pre-Test Left Side View of Test Vehicle	A-5
Photo No. A-6 - Post-Test Left Side View of Test Vehicle	A-6
Photo No. A-7 - Pre-Test MDB Positioned Against Vehicle (left side)	A-7
Photo No. A-8 - Pre-Test MDB Positioned Against Vehicle (right side)	A-8
Photo No. A-9 - Pre-Test MDB Positioned Against Vehicle Overhead View	A-9
Photo No. A-10 - Post-Test MDB Top View	A-10
Photo No. A-11 - Pre-Test MDB Front View	A-11
Photo No. A-12 - Post-Test MDB Front View	A-12
Photo No. A-13 - Pre-Test MDB Right Side View	A-13
Photo No. A-14 - Post-Test MDB Right Side View	A-14
Photo No. A-15 - Pre-Test MDB Left Side View	A-15
Photo No. A-16 - Post-Test MDB Left Side View	A-16
Photo No. A-17 - Pre-Test Driver Dummy Right Side View	A-17
Photo No. A-18 - Post-Test Driver Dummy Right Side View	A-18
Photo No. A-19 - Pre-Test Driver Dummy Left Side View	A-19
Photo No. A-20 - Post-Test Driver Dummy Left Side View	A-20
Photo No. A-21 - Pre-Test Driver Dummy Left Side View (Door Open)	A-21
Photo No. A-22 - Pre-Test Driver Dummy Right Side View (Door Open)	A-22
Photo No. A-23 - Post-Test Driver Dummy Right Side View (Door Open)	A-23
Photo No. A-24 - Pre-Test Driver Dummy Shoulder and Door Top View	A-24
Photo No. A-25 - Post-Test Driver Dummy Shoulder and Door Top View	A-25
Photo No. A-26 - Post-Test Driver Dummy Contact	A-26
Photo No. A-27 - Post-Test Driver Dummy Head Contact	A-27

## TABLE OF PHOTOGRAPHS

	<u>Page No.</u>
Photo No. A-28 - Pre-Test Rear Passenger Dummy Right Side View	A-28
Photo No. A-29 - Post-Test Rear Passenger Dummy Right Side View	A-29
Photo No. A-30 - Pre-Test Rear Passenger Dummy Left Side View	A-30
Photo No. A-31 - Post-Test Rear Passenger Dummy Left Side View	A-31
Photo No. A-32 - Pre-Test Rear Passenger Dummy Shoulder and Door Top View	A-32
Photo No. A-33 - Post-Test Rear Passenger Dummy Shoulder and Door Top View	A-33
Photo No. A-34 - Post-Test Rear Passenger Dummy Contact	A-34
Photo No. A-35 - Post-Test Rear Passenger Dummy Head Contact	A-35
Photo No. A-36 - Pre-Test Left Front Impact Point on Vehicle	A-36
Photo No. A-37 - Post-Test Left Front Impact Point on Vehicle	A-37
Photo No. A-38 - Pre-Test Fuel Filler Cap View	A-38
Photo No. A-39 - Impact	A-39
Photo No. A-40 - Vehicle Certification Label	A-40
Photo No. A-41 - Tire Placard	A-41
Photo No. A-42 - Rollover 90°	A-42
Photo No. A-43 - Rollover 180°	A-43
Photo No. A-44 - Rollover 270°	A-44
Photo No. A-45 - Rollover 360°	A-45
Photo No. A-46 - Left Front Attitude Point	A-46
Photo No. A-47 - Right Front Attitude Point	A-47
Photo No. A-48 - Left Rear Attitude Point	A-48
Photo No. A-49 - Right Rear Attitude Point	A-49

A-1



Photo No. A-1 - Pre-Test Front View of Test Vehicle

A-2



Photo No. A-2 - Post-Test Front View of Test Vehicle

A-3



Photo No. A-3 - Pre-Test Rear View of Test Vehicle

A-4



Photo No. A-4 - Post-Test Rear View of Test Vehicle

A-5



Photo No. A-5 - Pre-Test Left Side View of Test Vehicle

A-6



Photo No. A-6 - Post-Test Left Side View of Test Vehicle

A-7



Photo No. A-7 - Pre-Test MDB Positioned Against Vehicle (left side)

A-8



Photo No. A-8 - Pre-Test MDB Positioned Against Vehicle (right side)



Photo No. A-9 - Pre-Test MDB Positioned Against Vehicle Overhead View

A-10



Photo No. A-10 - Post-Test MDB Top View

A-11



Photo No. A-11 - Pre-Test MDB Front View

A-12



Photo No. A-12 - Post-Test MDB Front View

A-13



Photo No. A-13 - Pre-Test MDB Right Side View



A-14

Photo No. A-14 - Post-Test MDB Right Side View

A-15



Photo No. A-15 - Pre-Test MDB Left Side View

A-16



Photo No. A-16 - Post-Test MDB Left Side View

A-17



Photo No. A-17 - Pre-Test Driver Dummy Right Side View

A-18



Photo No. A-18 - Post-Test Driver Dummy Right Side View

A-19



Photo No. A-19 - Pre-Test Driver Dummy Left Side View

A-20




Photo No. A-20 - Post-Test Driver Dummy Left Side View

A-21



Photo No. A-21 - Pre-Test Driver Dummy Left Side View (Door Open)

A-22



Photo No. A-22 - Pre-Test Driver Dummy Right Side View (Door Open)

A-23



Photo No. A-23 - Post-Test Driver Dummy Right Side View (Door Open)

A-24



Photo No. A-24 - Pre-Test Driver Dummy Shoulder and Door Top View

A-25



Photo No. A-25 - Post-Test Driver Dummy Shoulder and Door Top View

A-26



Photo No. A-26 - Post-Test Driver Dummy Contact

A-27



Photo No. A-27 - Post-Test Driver Dummy Head Contact

A-28



Photo No. A-28 - Pre-Test Rear Passenger Dummy Right Side View

A-29



Photo No. A-29 - Post-Test Rear Passenger Dummy Right Side View

A-30



Photo No. A-30 - Pre-Test Rear Passenger Dummy Left Side View

A-31



Photo No. A-31 - Post-Test Rear Passenger Dummy Left Side View

A-32



Photo No. A-32 - Pre-Test Rear Passenger Dummy Shoulder and Door Top View

A-33



Photo No. A-33 - Post-Test Rear Passenger Dummy Shoulder and Door Top View

A-34



Photo No. A-34 - Post-Test Rear Passenger Dummy Contact

A-35



Photo No. A-35 - Post-Test Rear Passenger Dummy Head Contact

A-36

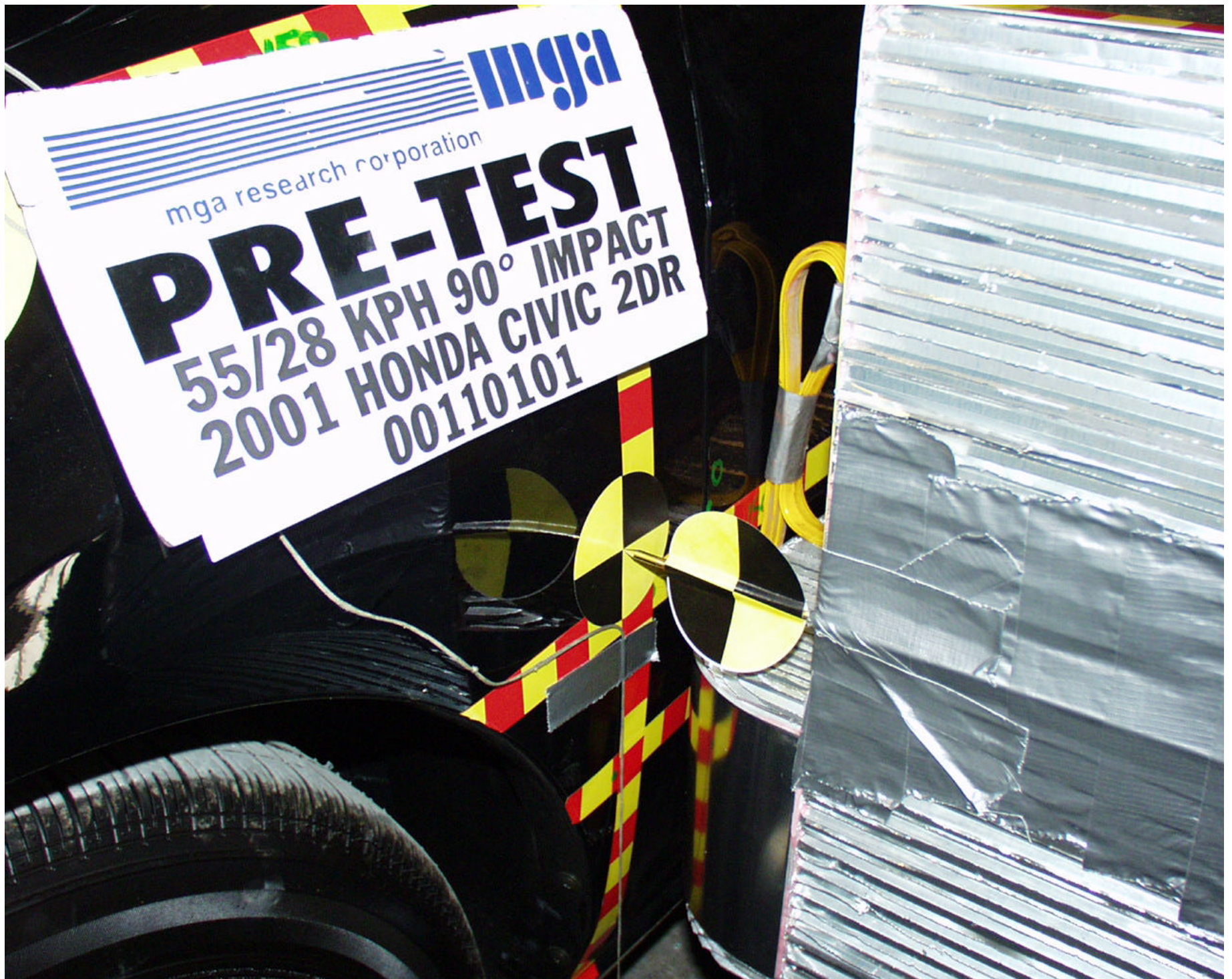


Photo No. A-36 - Pre-Test Left Front Impact Point on Vehicle



A-37

Photo No. A-37 - Post-Test Left Front Impact Point on Vehicle

A-38



Photo No. 38 – Pre-Test Fuel Filler Cap View

A-39



Photo No. A-39 – Impact

A-40

Y WEIGHT 850lbs  
ONT 2 REAR 2  
FIT 11/13  
80


MFD. BY HONDA OF AMERICA MFG., INC. 9/00  
GVWR 3460LBS GAWR F 1785LBS R 1685LBS  
THIS VEHICLE CONFORMS TO ALL APPLICABLE  
FEDERAL MOTOR VEHICLE SAFETY, BUMPER,  
AND THEFT PREVENTION STANDARDS IN EFFECT  
ON THE DATE OF MANUFACTURE SHOWN ABOVE:  
V.I.N. 1HGEM225X1L000278  
  
PASSENGER CAR

Photo No. A-40 - Vehicle Certification Label

A-41

TIRE INFORMATION		VEHICLE CAPACITY WEIGHT		850lbs	
SEATING CAPACITY		TOTAL 5 ; FRONT 2 ; REAR 3			
RECOMMENDED TIRE SIZE	COLD TIRE INFLATION PRESSURE		SEE OWNER'S MANUAL FOR ADDITIONAL INFORMATION		
P185/70R14 87S	FRONT	210kPa, 30psi			
	REAR	210kPa, 30psi			
COMPACT SPARE TIRE	UP TO VEHICLE CAPACITY WEIGHT				
T115/70D14 88M	420kPa, 60psi		B0		

Photo No. A-41 - Tire Placard

A-42




Photo No. A-42 - Rollover 90°

A-43



55/28 KPH 90° IMPACT  
2001 HONDA CIVIC 2DR  
00110101  
MGA RESEARCH CORP.

Photo No. A-43 - Rollover 180°

A-44



Photo No. A-44 - Rollover 270°

A-45



Photo No. A-45 - Rollover 360°

A-46



Photo No. A-46 - Left Front Attitude Point



A-47

Photo No. A-47 - Right Front Attitude Point



A-48

Photo No. A-48 - Left Rear Attitude Point

A-49



Photo No. A-49 - Right Rear Attitude Point

APPENDIX B - VEHICLE AND SID RESPONSE DATA

## Table of Data Plots

<u>Occupant:</u>	<u>Page No.</u>
Figure B-1 - Driver Head X Acceleration vs. Time	B-1
Figure B-2 - Driver Head X Velocity vs. Time	B-2
Figure B-3 - Driver Head Y Acceleration vs. Time	B-3
Figure B-4 - Driver Head Y Velocity vs. Time	B-4
Figure B-5 - Driver Head Z Acceleration vs. Time	B-5
Figure B-6 - Driver Head Z Velocity vs. Time	B-6
Figure B-7 - Driver Head Resultant vs. Time	B-7
Figure B-8 - Driver Upper Rib Y Acceleration vs. Time	B-8
Figure B-9 - Driver Upper Rib Y Velocity vs. Time	B-9
Figure B-10 - Driver Lower Rib Y Acceleration vs. Time	B-10
Figure B-11 - Driver Lower Rib Y Velocity vs. Time	B-11
Figure B-12 - Driver Lower Spine Y Acceleration vs. Time	B-12
Figure B-13 - Driver Lower Spine Y Velocity vs. Time	B-13
Figure B-14 - Driver Pelvis Y Acceleration vs. Time	B-14
Figure B-15 - Driver Pelvis Y Velocity vs. Time	B-15
Figure B-16 - Driver Pelvis Contact vs. Time	B-16
Figure B-17 - Rear Passenger Head X Acceleration vs. Time	B-17
Figure B-18 - Rear Passenger Head X Velocity vs. Time	B-18
Figure B-19 - Rear Passenger Head Y Acceleration vs. Time	B-19
Figure B-20 - Rear Passenger Head Y Velocity vs. Time	B-20
Figure B-21 - Rear Passenger Head Z Acceleration vs. Time	B-21
Figure B-22 - Rear Passenger Head Z Velocity vs. Time	B-22
Figure B-23 - Rear Passenger Head Resultant vs. Time	B-23
Figure B-24 - Rear Passenger Upper Rib Y Acceleration vs. Time	B-24
Figure B-25 - Rear Passenger Upper Rib Y Velocity vs. Time	B-25
Figure B-26 - Rear Passenger Lower Rib Y Acceleration vs. Time	B-26
Figure B-27 - Rear Passenger Lower Rib Y Velocity vs. Time	B-27
Figure B-28 - Rear Passenger Lower Spine Y Acceleration vs. Time	B-28
Figure B-29 - Rear Passenger Lower Spine Y Velocity vs. Time	B-29

## Table of Data Plots

<u>Occupant (Cont'd):</u>	<u>Page No</u>
Figure B-30 - Rear Passenger Pelvis Y Acceleration vs. Time	B-30
Figure B-31 - Rear Passenger Pelvis Y Velocity vs. Time	B-31
Figure B-32 - Rear Passenger Shoulder Contact vs. Time	B-32
Figure B-33 - Rear Passenger Pelvis Contact vs. Time	B-33
 <u>Vehicle:</u>	
Figure B-34 - Left Side Sill at Front Seat Y Acceleration vs. Time	B-34
Figure B-35 - Left Side Sill at Front Seat Y Velocity vs. Time	B-35
Figure B-36 - Left Side Sill at Rear Seat Y Acceleration vs. Time	B-36
Figure B-37 - Left Side Sill at Rear Seat Y Velocity vs. Time	B-37
Figure B-38 - Right Side Sill at Front Seat X Acceleration vs. Time	B-38
Figure B-39 - Right Side Sill at Front Seat X Velocity vs. Time	B-39
Figure B-40 - Right Side Sill at Front Seat Y Acceleration vs. Time	B-40
Figure B-41 - Right Side Sill at Front Seat Y Velocity vs. Time	B-41
Figure B-42 - Right Side Sill at Front Seat Z Acceleration vs. Time	B-42
Figure B-43 - Right Side Sill at Front Seat Z Velocity vs. Time	B-43
Figure B-44 - Right Side Sill at Front Seat Resultant Acceleration vs. Time	B-44
Figure B-45 - Right Side Sill at Rear Seat X Acceleration vs. Time	B-45
Figure B-46 - Right Side Sill at Rear Seat X Velocity vs. Time	B-46
Figure B-47 - Right Side Sill at Rear Seat Y Acceleration vs. Time	B-47
Figure B-48 - Right Side Sill at Rear Seat Y Velocity vs. Time	B-48
Figure B-49 - Right Side Sill at Rear Seat Z Acceleration vs. Time	B-49
Figure B-50 - Right Side Sill at Rear Seat Z Velocity vs. Time	B-50
Figure B-51 - Right Side Sill at Rear Seat Resultant Acceleration vs. Time	B-51
Figure B-52 - Left Driver Seat Track Y Acceleration vs. Time	B-52
Figure B-53 - Left Driver Seat Track Y Velocity vs. Time	B-53
Figure B-54 - Rear Floorpan above Axle X Acceleration vs. Time	B-54
Figure B-55 - Rear Floorpan above Axle X Velocity vs. Time	B-55
Figure B-56 - Rear Floorpan above Axle Y Acceleration vs. Time	B-56

## Table of Data Plots

<u>Vehicle (Cont'd):</u>	<u>Page No</u>
Figure B-57 - Rear Floorpan above Axle Y Velocity vs. Time	B-57
Figure B-58 - Rear Floorpan above Axle Z Acceleration vs. Time	B-58
Figure B-59 - Rear Floorpan above Axle Z Velocity vs. Time	B-59
Figure B-60 - Rear Floorpan above Axle Resultant Acceleration vs. Time	B-60
Figure B-61 - Right Rear Occupant Compartment Y Acceleration vs. Time	B-61
Figure B-62 - Right Rear Occupant Compartment Y Velocity vs. Time	B-62
Figure B-63 - Left Lower A-Post Y Acceleration vs. Time	B-63
Figure B-64 - Left Lower A-Post Y Velocity vs. Time	B-64
Figure B-65 - Left Mid A-Post Y Acceleration vs. Time	B-65
Figure B-66 - Left Mid A-Post Y Velocity vs. Time	B-66
Figure B-67 - Left Lower B-Post Y Acceleration vs. Time	B-67
Figure B-68 - Left Lower B-Post Y Velocity vs. Time	B-68
Figure B-69 - Left Mid B-Post Y Acceleration vs. Time	B-69
Figure B-70 - Left Mid B-Post Y Velocity vs. Time	B-70
Figure B-71 - Vehicle Center of Gravity X Acceleration vs. Time	B-71
Figure B-72 - Vehicle Center of Gravity X Velocity vs. Time	B-72
Figure B-73 - Vehicle Center of Gravity Y Acceleration vs. Time	B-73
Figure B-74 - Vehicle Center of Gravity Y Velocity vs. Time	B-74
Figure B-75 - Vehicle Center of Gravity Z Acceleration vs. Time	B-75
Figure B-76 - Vehicle Center of Gravity Z Velocity vs. Time	B-76
Figure B-77 - Vehicle Center of Gravity Resultant Acceleration vs. Time	B-77
Figure B-78 - Left Front Door Midrear Y Acceleration vs. Time	B-78
Figure B-79 - Left Front Door Midrear Y Velocity vs. Time	B-79
Figure B-80 - Left Front Door Centerline Y Acceleration vs. Time	B-80
Figure B-81 - Left Front Door Centerline Y Velocity vs. Time	B-81
Figure B-82 - Left Front Door Upper Centerline Y Acceleration vs. Time	B-82
Figure B-83 - Left Front Door Upper Centerline Y Velocity vs. Time	B-83
Figure B-84 - Left Rear Door Midrear Y Acceleration vs. Time	B-84
Figure B-85 - Left Rear Door Midrear Y Velocity vs. Time	B-85

## Table of Data Plots

<u>Vehicle (Cont'd):</u>	<u>Page No</u>
Figure B-86 - Left Rear Door Upper Centerline Y Acceleration vs. Time	B-86
Figure B-87 - Left Rear Door Upper Centerline Y Velocity vs. Time	B-87
<u>Barrier:</u>	
Figure B-88 - Moving Barrier Center of Gravity X Acceleration vs. Time	B-88
Figure B-89 - Moving Barrier Center of Gravity X Velocity vs. Time	B-89
Figure B-90 - Moving Barrier Center of Gravity Y Acceleration vs. Time	B-90
Figure B-91 - Moving Barrier Center of Gravity Y Velocity vs. Time	B-91
Figure B-92 - Moving Barrier Center of Gravity Z Acceleration vs. Time	B-92
Figure B-93 - Moving Barrier Center of Gravity Z Velocity vs. Time	B-93
Figure B-94 - Moving Barrier Center of Gravity Resultant Acceleration vs. Time	B-94
Figure B-95 - Moving Barrier Rear Axle X Acceleration vs. Time	B-95
Figure B-96 - Moving Barrier Rear Axle X Velocity vs. Time	B-96
Figure B-97 - Moving Barrier Rear Axle Y Acceleration vs. Time	B-97
Figure B-98 - Moving Barrier Rear Axle Y Velocity vs. Time	B-98
Figure B-99 - Left Barrier Contact	B-99
Figure B-100 - Right Barrier Contact	B-100
<u>Redundant:</u>	
Figure B-101 - Driver Upper Rib Y Redundant Acceleration vs. Time	B-101
Figure B-102 - Driver Upper Rib Y Redundant Velocity vs. Time	B-102
Figure B-103 - Driver Lower Rib Y Redundant Acceleration vs. Time	B-103
Figure B-104 - Driver Lower Rib Y Redundant Velocity vs. Time	B-104
Figure B-105 - Driver Lower Spine Y Redundant Acceleration vs. Time	B-105
Figure B-106 - Driver Lower Spine Y Redundant Velocity vs. Time	B-106
Figure B-107 - Driver Pelvis Y Redundant Acceleration vs. Time	B-107
Figure B-108 - Driver Pelvis Y Redundant Velocity vs. Time	B-108
Figure B-109 - Rear Passenger Upper Rib Y Redundant Acceleration vs. Time	B-109
Figure B-110 - Rear Passenger Upper Rib Y Redundant Velocity vs. Time	B-110

## Table of Data Plot

<u>Redundant (Cont'd):</u>	<u>Page No</u>
Figure B-111 - Rear Passenger Lower Rib Y Redundant Accel. vs. Time	B-111
Figure B-112 - Rear Passenger Lower Rib Y Redundant Velocity vs. Time	B-112
Figure B-113 - Rear Passenger Lower Spine Y Redundant Accel. vs. Time	B-113
Figure B-114 - Rear Passenger Lower Spine Y Redundant Velocity vs. Time	B-114
Figure B-115 - Rear Passenger Pelvis Y Redundant Acceleration vs. Time	B-115
Figure B-116 - Rear Passenger Pelvis Y Redundant Velocity vs. Time	B-116
<u>FIR Filtered</u>	
Figure B-117 - Driver Upper Rib Y Acceleration vs. Time	B-117
Figure B-118 - Driver Upper Rib Y Redundant Acceleration vs. Time	B-118
Figure B-119 - Driver Lower Rib Y Acceleration vs. Time	B-119
Figure B-120 - Driver Lower Rib Y Redundant Acceleration vs. Time	B-120
Figure B-121 - Driver Lower Spine Y Acceleration vs. Time	B-121
Figure B-122 - Driver Lower Spine Y Redundant Acceleration vs. Time	B-122
Figure B-123 - Driver Pelvis Y Acceleration vs. Time	B-123
Figure B-124 - Driver Pelvis Y Redundant Acceleration vs. Time	B-124
Figure B-125 - Rear Passenger Upper Rib Y Acceleration vs. Time	B-125
Figure B-126 - Rear Passenger Upper Rib Y Redundant Accel. vs. Time	B-126
Figure B-127 - Rear Passenger Lower Rib Y Acceleration vs. Time	B-127
Figure B-128 - Rear Passenger Lower Rib Y Redundant Acceleration vs. Time	B-128
Figure B-129 - Rear Passenger Lower Spine Y Acceleration vs. Time	B-129
Figure B-130 - Rear Passenger Lower Spine Y Redundant Accel. vs. Time	B-130
Figure B-131 - Rear Passenger Pelvis Y Acceleration vs. Time	B-131
Figure B-132 - Rear Passenger Pelvis Y Redundant Acceleration vs. Time	B-132



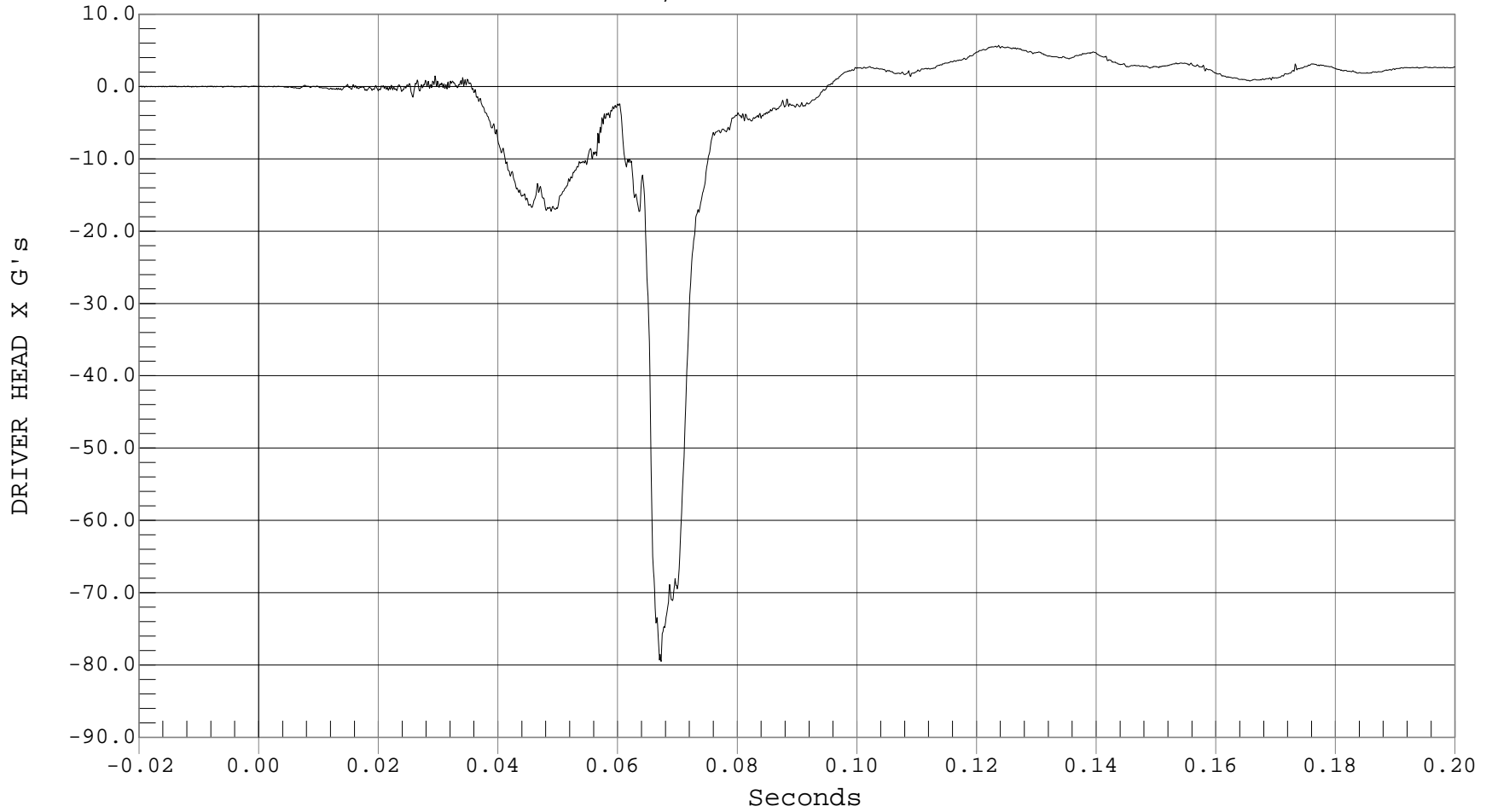
### DRIVER HEAD X ACCELERATION

Test Desc.: 38 MPH SIDE NCAP IMPACT  
Component: 2001 HONDA CIVIC 2 DOOR  
Other Info:

Test Date: 11-01-00  
Speed: 38.3 MPH, 61.6 KPH  
Filter Class: 1000

— 1 DRIVER HEAD X, B00092AT.A01

Ymin = -79.5 G's @ 0.0673 Seconds, Ymax = 5.69 G's @ 0.1237 Seconds



B-1



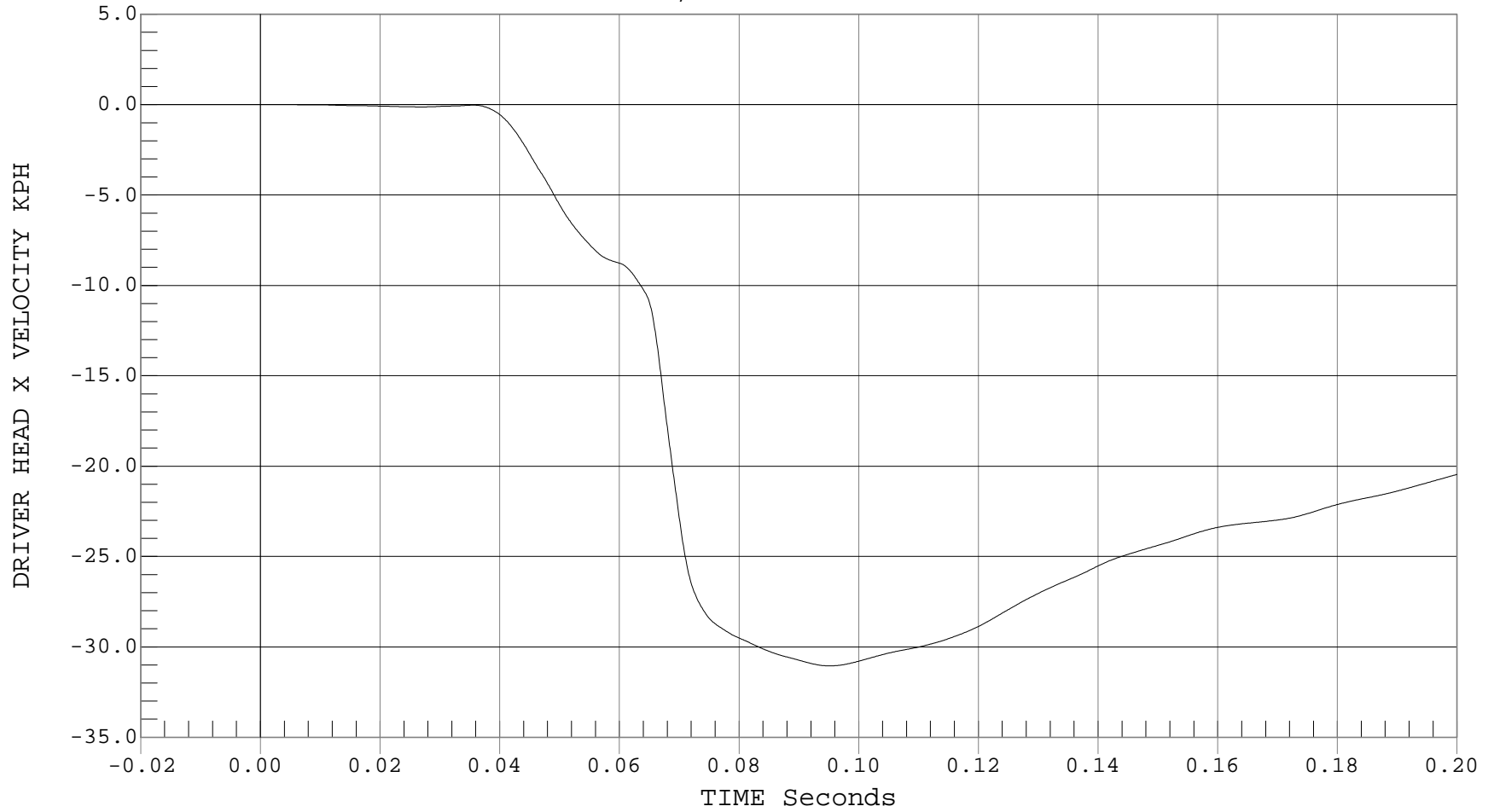
### DRIVER HEAD X VELOCITY

Test Desc.: 38 MPH SIDE NCAP IMPACT  
Component: 2001 HONDA CIVIC 2 DOOR  
Other Info:

Test Date: 11-01-00  
Speed: 38.3 MPH, 61.6 KPH  
Filter Class: 180

— 1 DRIVER HEAD X VELOCITY, B00092AI.V01

Ymin = -31.05 KPH @ 0.0951 Seconds, Ymax = 0 KPH @ 0.0009 Seconds





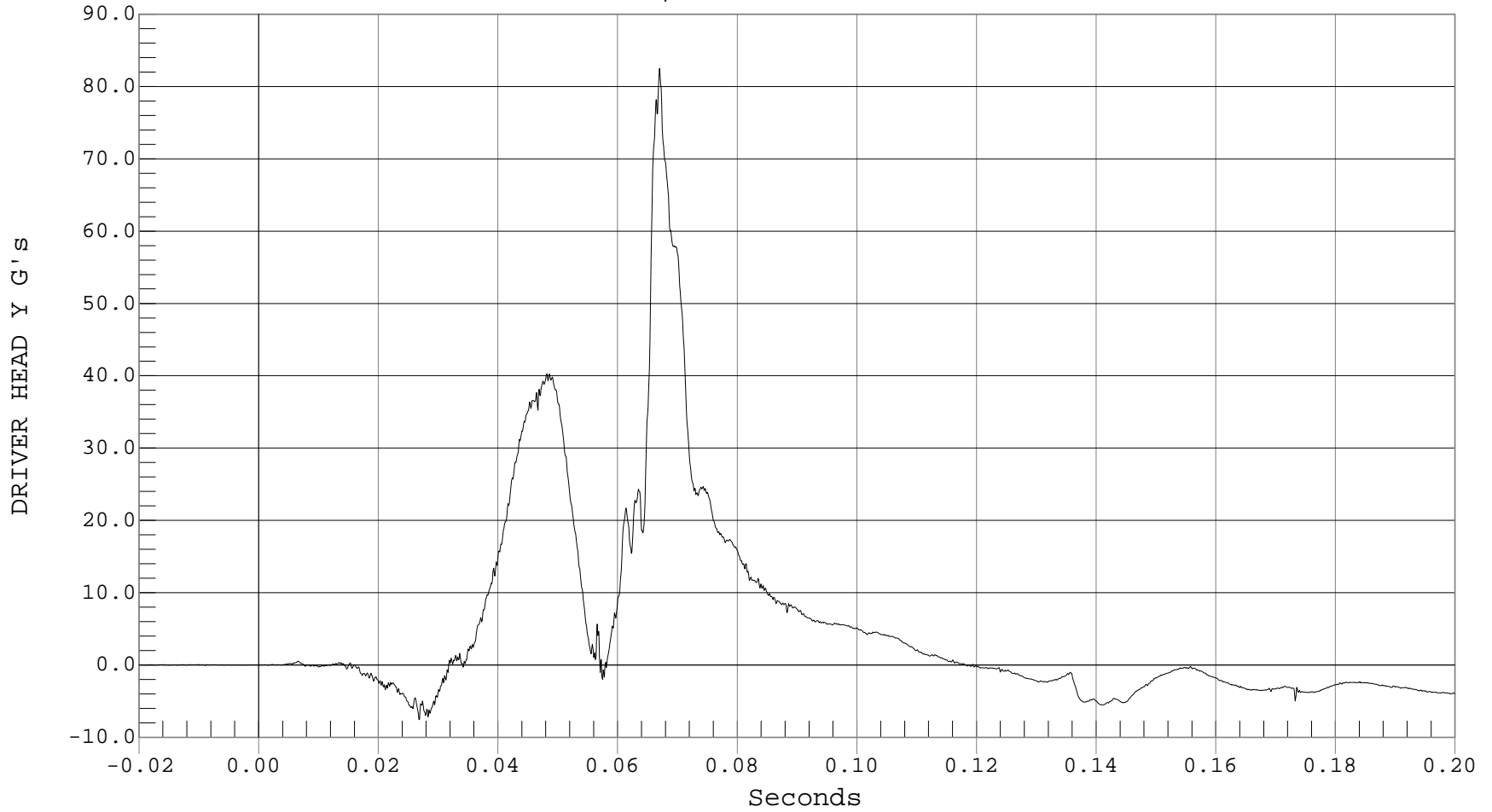
### DRIVER HEAD Y ACCELERATION

Test Desc.: 38 MPH SIDE NCAP IMPACT  
Component: 2001 HONDA CIVIC 2 DOOR  
Other Info:

Test Date: 11-01-00  
Speed: 38.3 MPH, 61.6 KPH  
Filter Class: 1000

— 1 DRIVER HEAD Y, B00092AT.A02

Ymin = -7.54 G's @ 0.0268 Seconds, Ymax = 82.48 G's @ 0.0670 Seconds





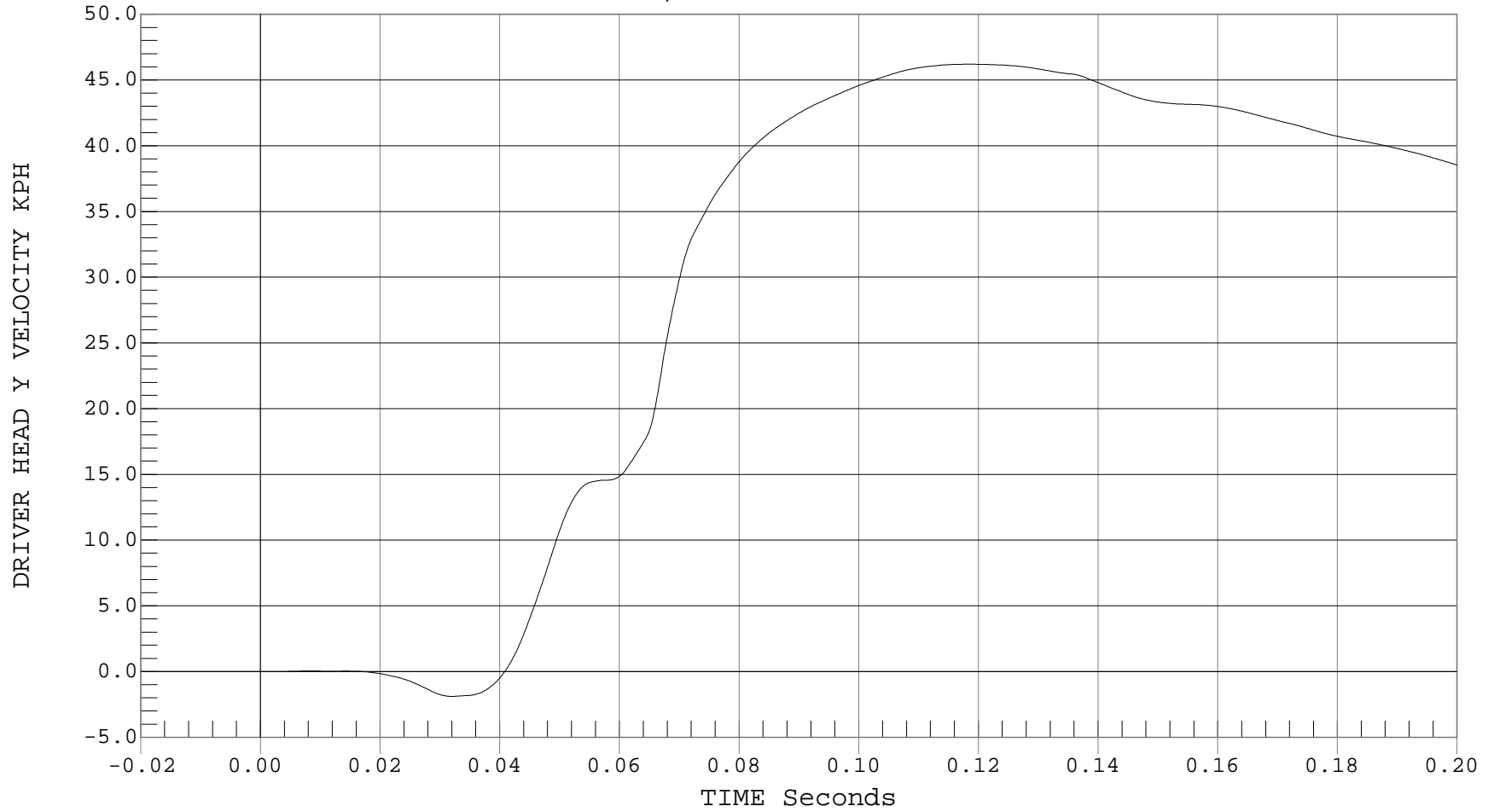
### DRIVER HEAD Y VELOCITY

Test Desc.: 38 MPH SIDE NCAP IMPACT  
Component: 2001 HONDA CIVIC 2 DOOR  
Other Info:

Test Date: 11-01-00  
Speed: 38.3 MPH, 61.6 KPH  
Filter Class: 180

— 1 DRIVER HEAD Y VELOCITY, B00092AI.V02

Ymin = -1.89 KPH @ 0.0320 Seconds, Ymax = 46.2 KPH @ 0.1183 Seconds





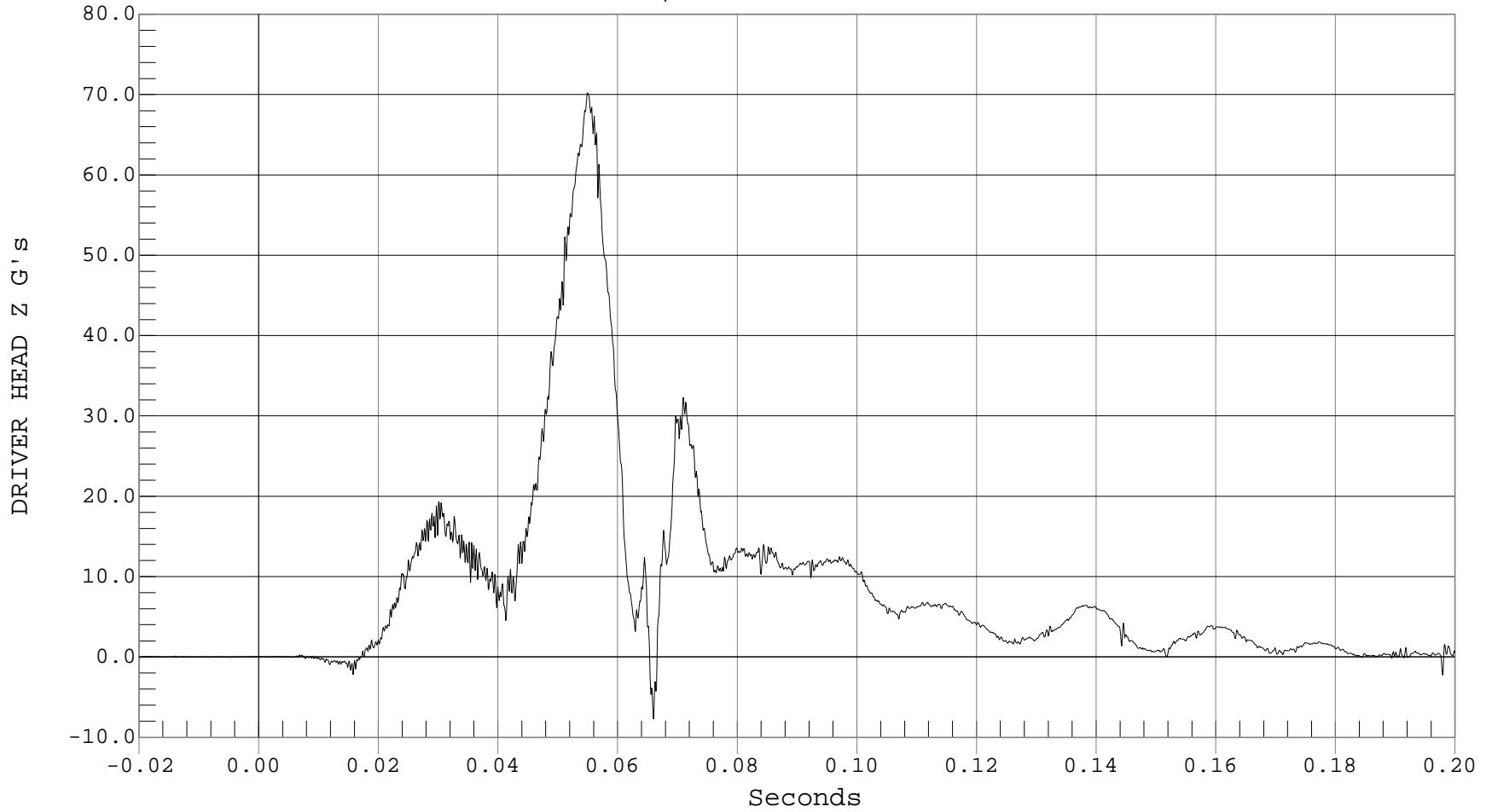
### DRIVER HEAD Z ACCELERATION

Test Desc.: 38 MPH SIDE NCAP IMPACT  
Component: 2001 HONDA CIVIC 2 DOOR  
Other Info:

Test Date: 11-01-00  
Speed: 38.3 MPH, 61.6 KPH  
Filter Class: 1000

— 1 DRIVER HEAD Z, B00092AT.A03

Ymin = -7.71 G's @ 0.0660 Seconds, Ymax = 70.21 G's @ 0.0550 Seconds



B-5



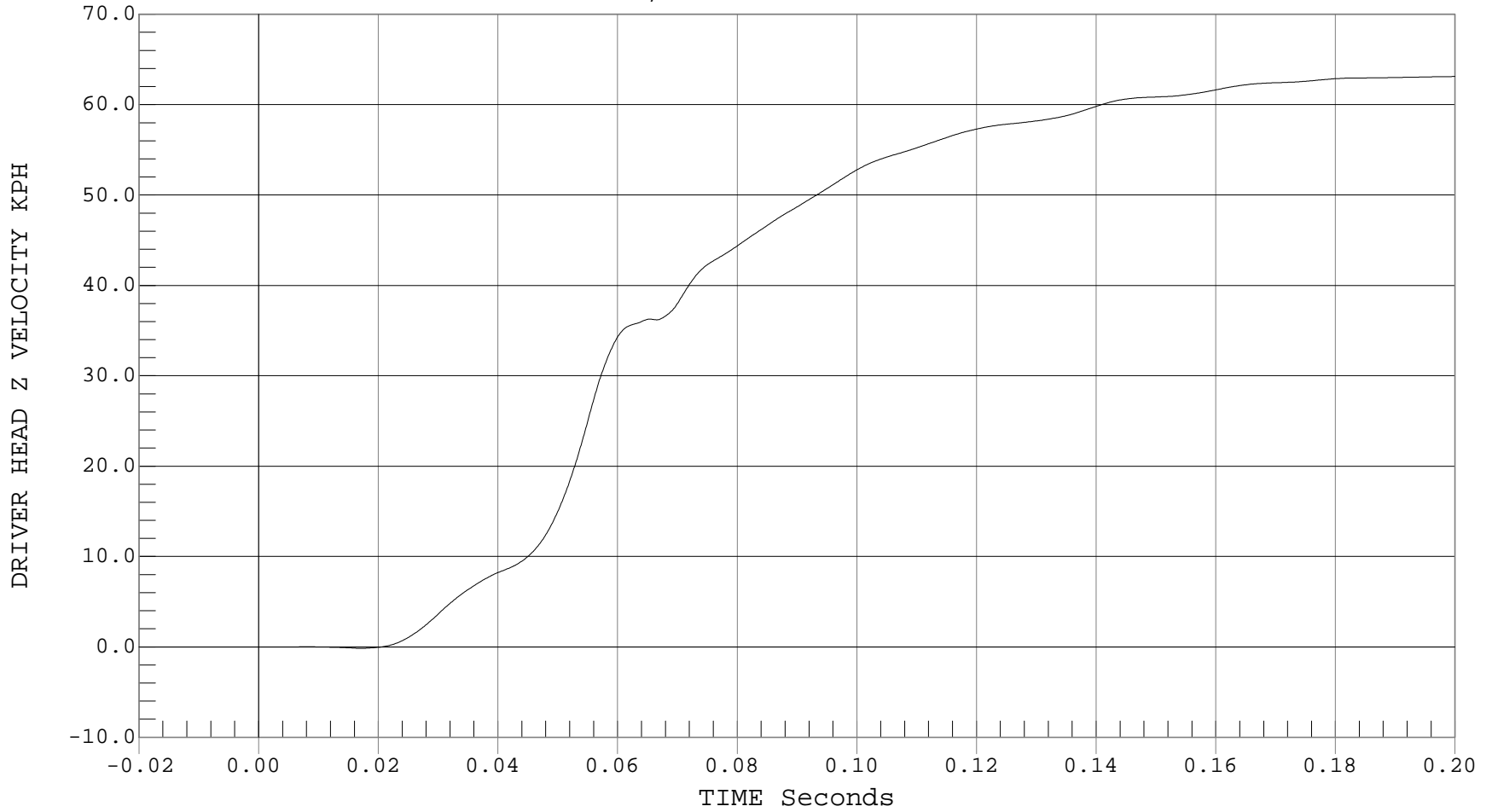
### DRIVER HEAD Z VELOCITY

Test Desc.: 38 MPH SIDE NCAP IMPACT  
Component: 2001 HONDA CIVIC 2 DOOR  
Other Info:

Test Date: 11-01-00  
Speed: 38.3 MPH, 61.6 KPH  
Filter Class: 180

— 1 DRIVER HEAD Z VELOCITY, B00092AI.V03

Ymin = -.16 KPH @ 0.0171 Seconds, Ymax = 63.13 KPH @ 0.2001 Seconds





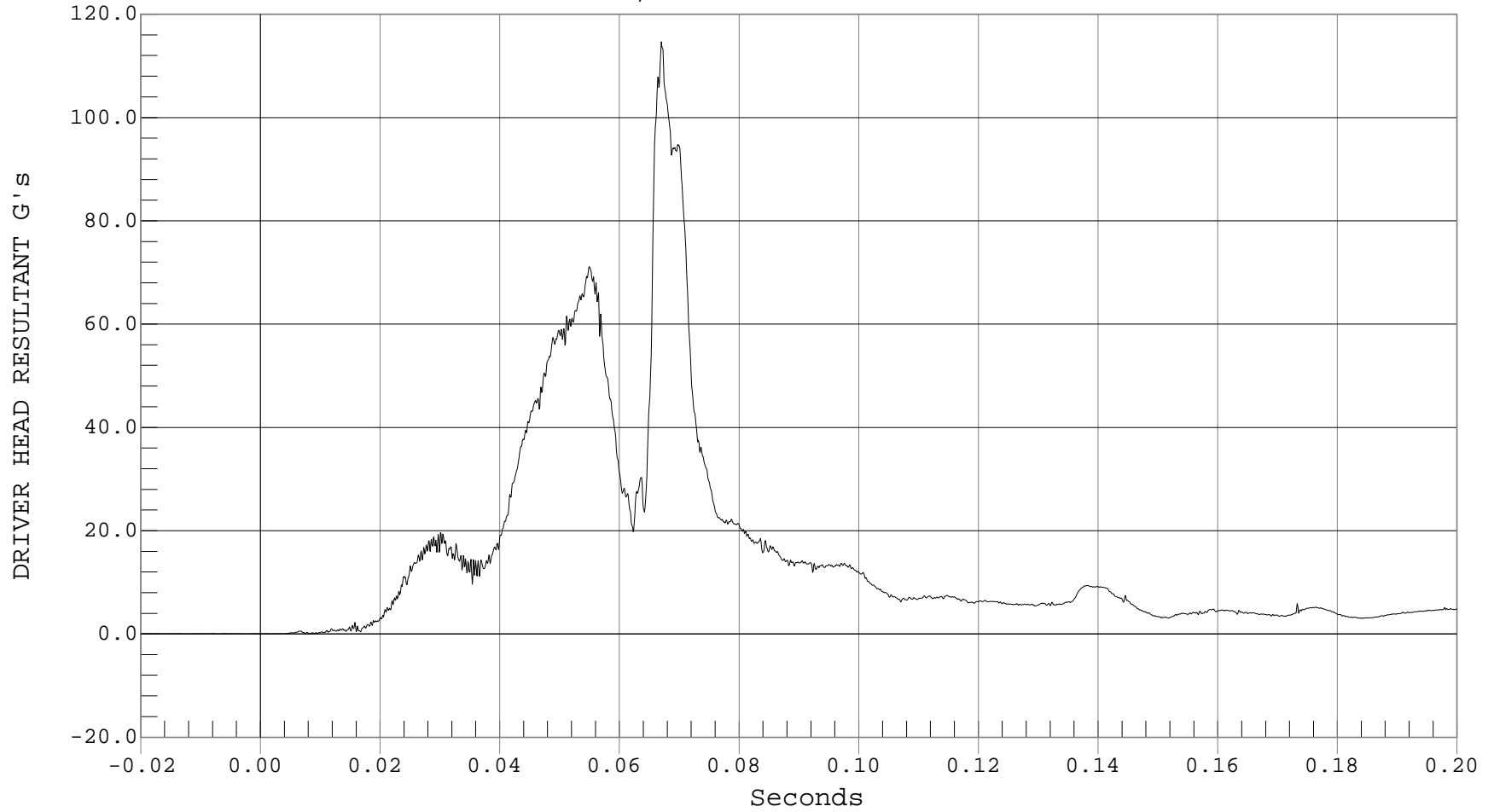
### DRIVER HEAD RESULTANT ACCELERATION

Test Desc.: 38 MPH SIDE NCAP IMPACT  
Component: 2001 HONDA CIVIC 2 DOOR  
Other Info:

Test Date: 11-01-00  
Speed: 38.3 MPH, 61.6 KPH  
Filter Class: 1000

— 1 DRIVER HEAD RESULTANT, B00092AV.A01

Ymin = 0 G's @ -0.0185 Seconds, Ymax = 114.67 G's @ 0.0670 Seconds





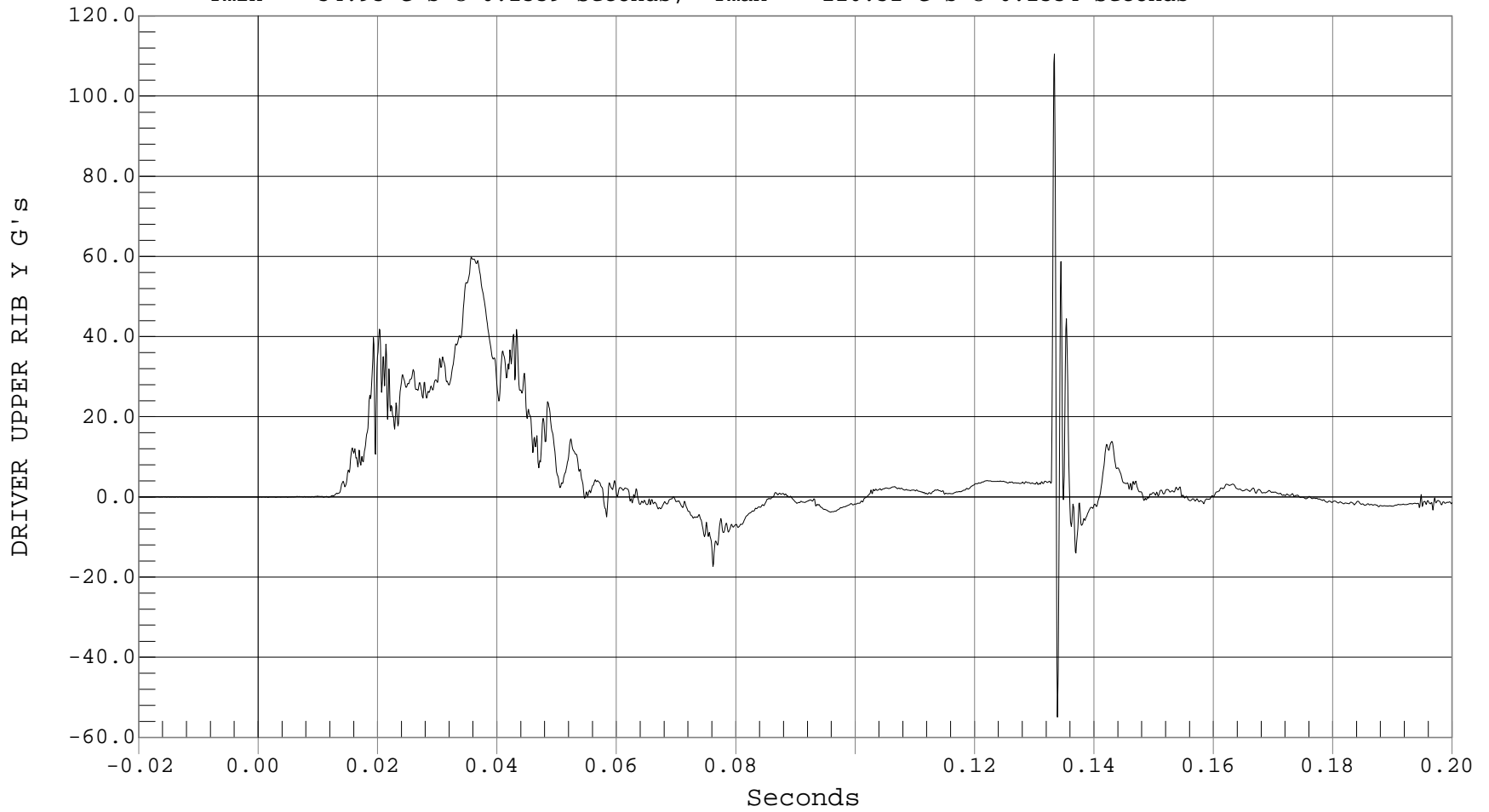
### DRIVER UPPER RIB Y ACCELERATION

Test Desc.: 38 MPH SIDE NCAP IMPACT  
Component: 2001 HONDA CIVIC 2 DOOR  
Other Info:

Test Date: 11-01-00  
Speed: 38.3 MPH, 61.6 KPH  
Filter Class: 1000

— 1 DRIVER UPPER RIB Y, B00092AT.A04

Ymin = -54.93 G's @ 0.1339 Seconds, Ymax = 110.51 G's @ 0.1334 Seconds





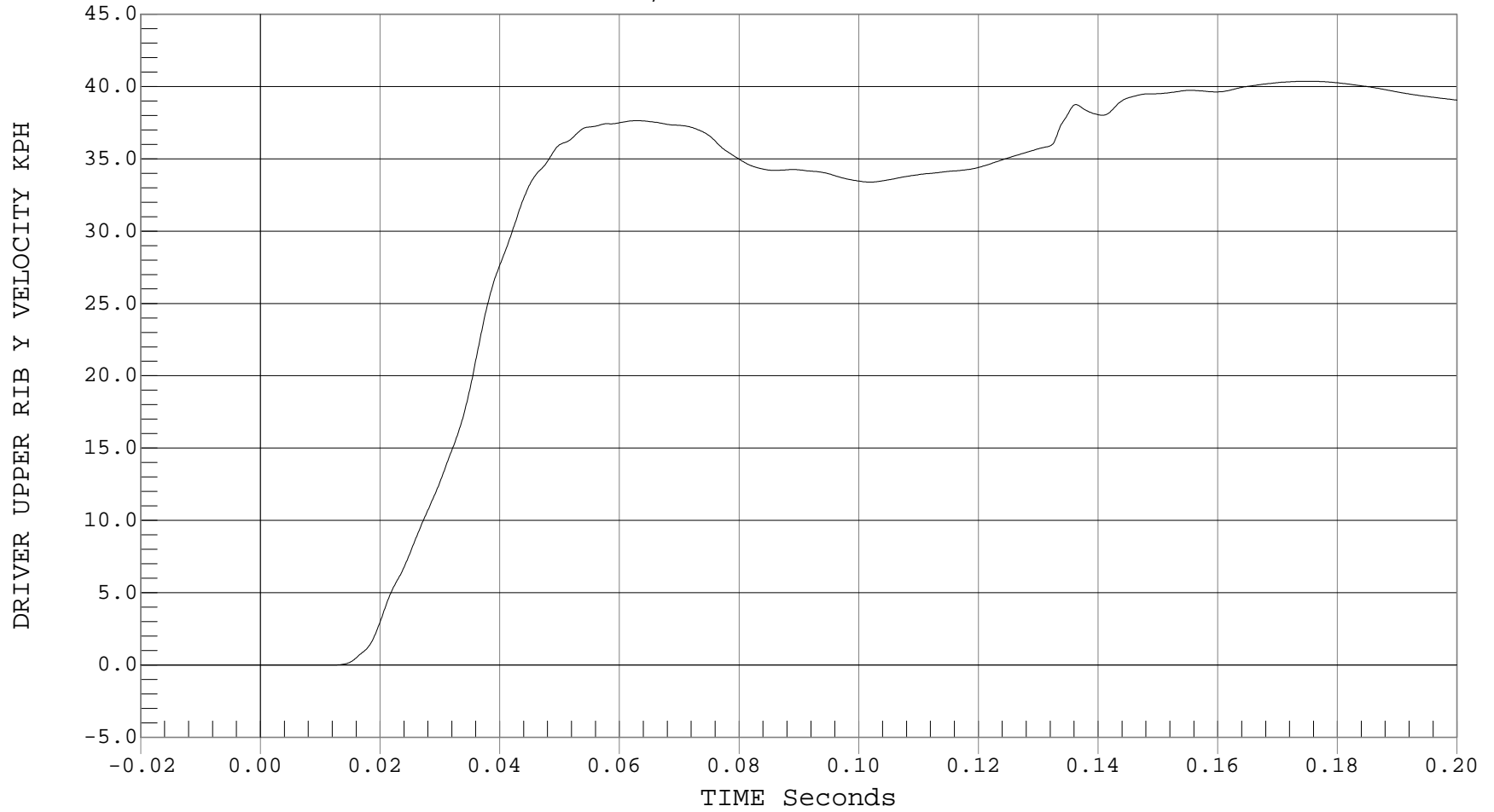
### DRIVER UPPER RIB Y VELOCITY

Test Desc.: 38 MPH SIDE NCAP IMPACT  
Component: 2001 HONDA CIVIC 2 DOOR  
Other Info:

Test Date: 11-01-00  
Speed: 38.3 MPH, 61.6 KPH  
Filter Class: 180

— 1 DRIVER UPPER RIB Y VELOCITY, B00092AI.V04

Ymin = -.01 KPH @ 0.0057 Seconds, Ymax = 40.36 KPH @ 0.1746 Seconds





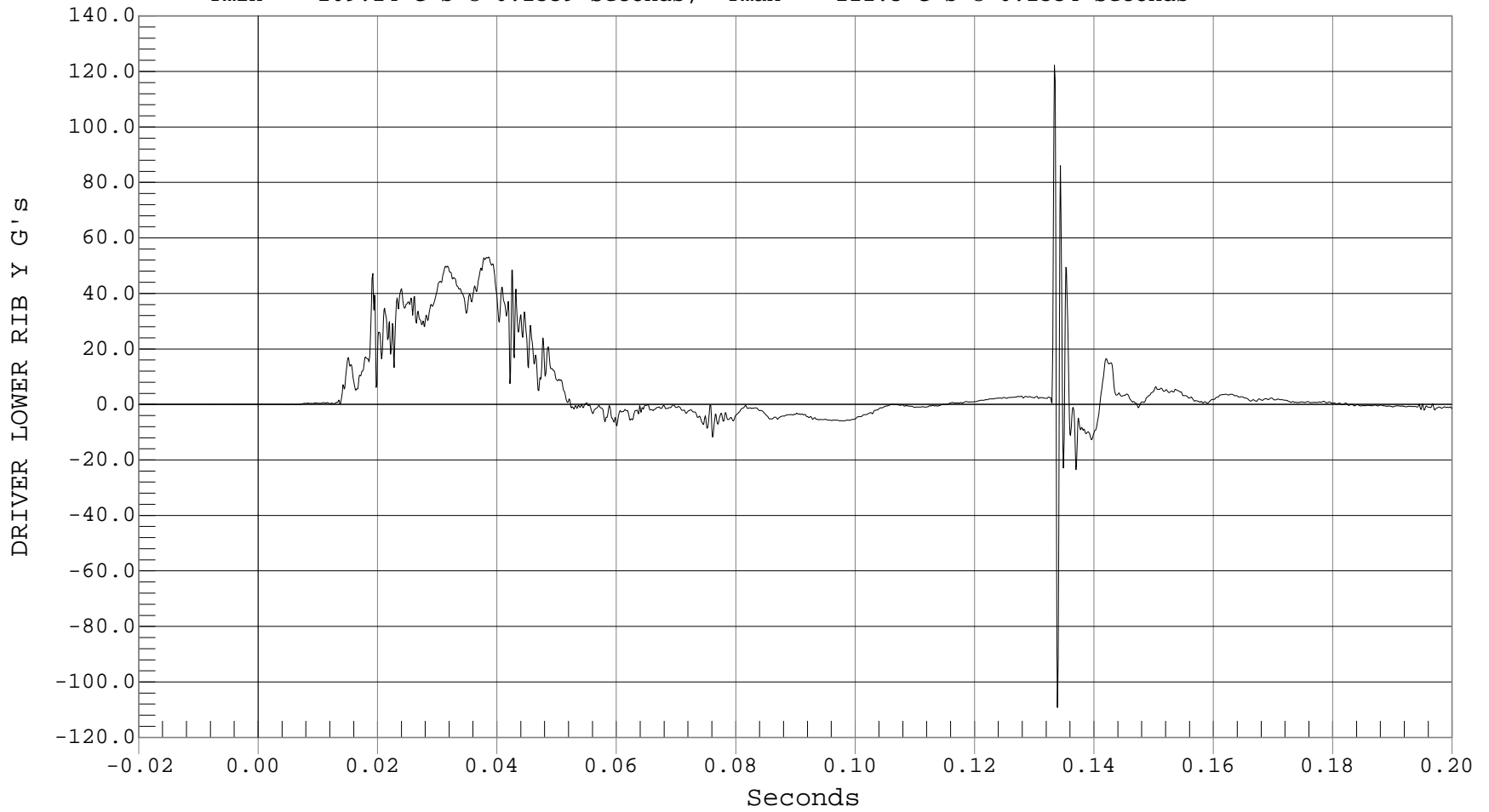
### DRIVER LOWER RIB Y ACCELERATION

Test Desc.: 38 MPH SIDE NCAP IMPACT  
Component: 2001 HONDA CIVIC 2 DOOR  
Other Info:

Test Date: 11-01-00  
Speed: 38.3 MPH, 61.6 KPH  
Filter Class: 1000

— 1 DRIVER LOWER RIB Y, B00092AT.A05

Ymin = -109.24 G's @ 0.1339 Seconds, Ymax = 122.3 G's @ 0.1334 Seconds



B-10



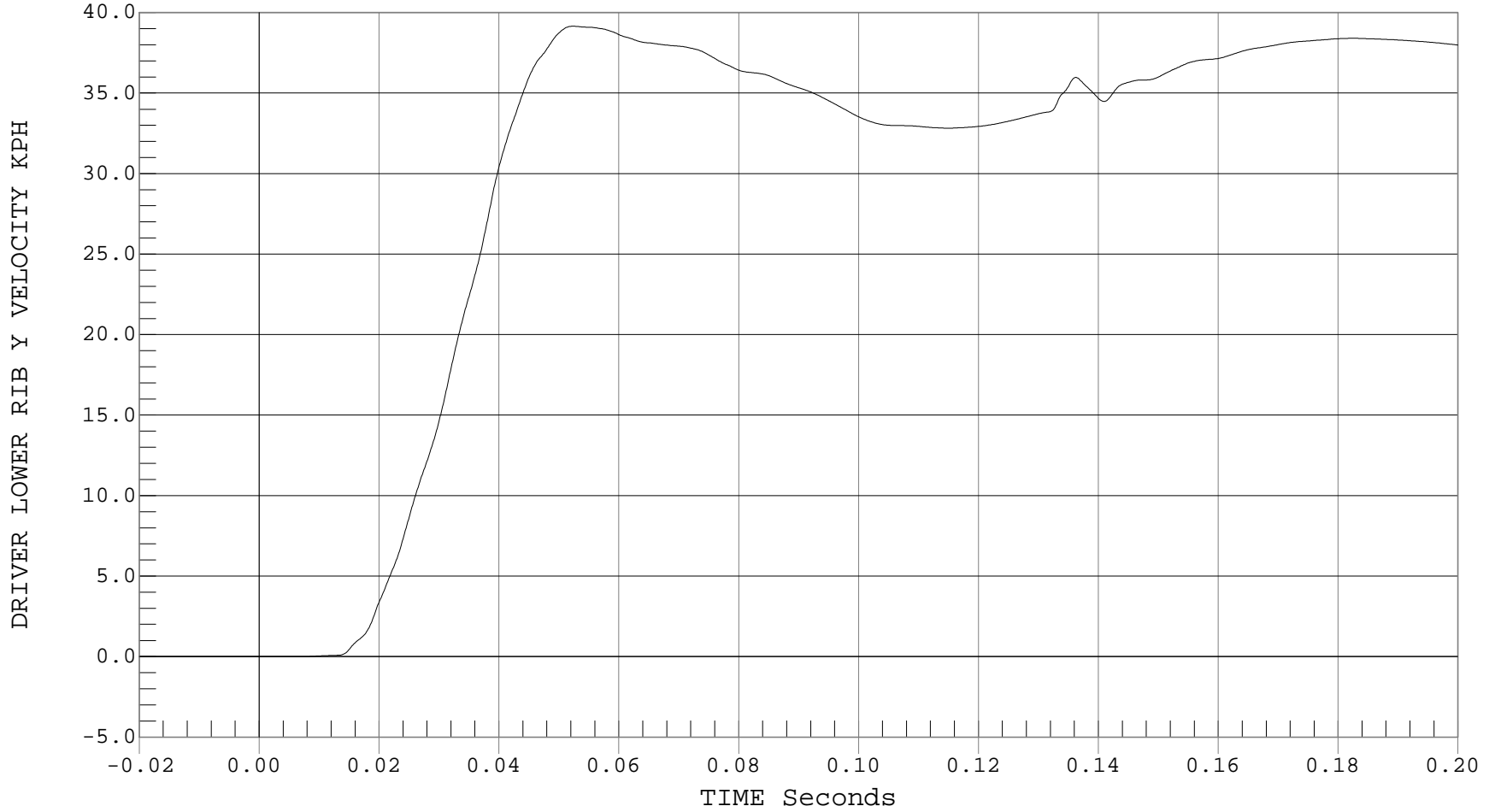
DRIVER LOWER RIB Y VELOCITY

Test Desc.: 38 MPH SIDE NCAP IMPACT  
Component: 2001 HONDA CIVIC 2 DOOR  
Other Info:

Test Date: 11-01-00  
Speed: 38.3 MPH, 61.6 KPH  
Filter Class: 180

— 1 DRIVER LOWER RIB Y VELOCITY, B00092AI.V05

Ymin = 0 KPH @ -0.0198 Seconds, Ymax = 39.15 KPH @ 0.0523 Seconds





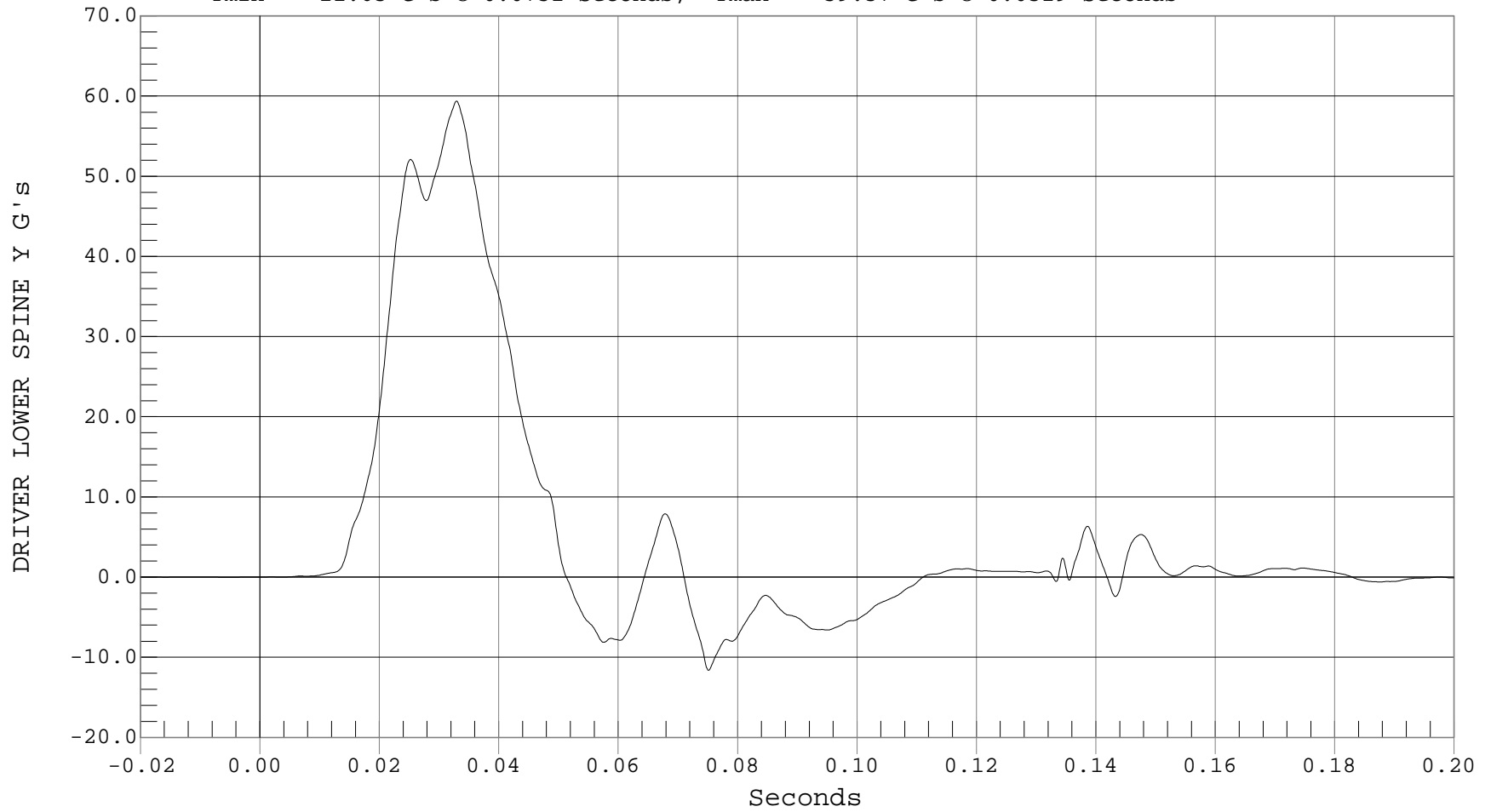
### DRIVER LOWER SPINE Y ACCELERATION

Test Desc.: 38 MPH SIDE NCAP IMPACT  
Component: 2001 HONDA CIVIC 2 DOOR  
Other Info:

Test Date: 11-01-00  
Speed: 38.3 MPH, 61.6 KPH  
Filter Class: 180

— 1 DRIVER LOWER SPINE Y, B00092AF.A06

Ymin = -11.63 G's @ 0.0751 Seconds, Ymax = 59.37 G's @ 0.0329 Seconds





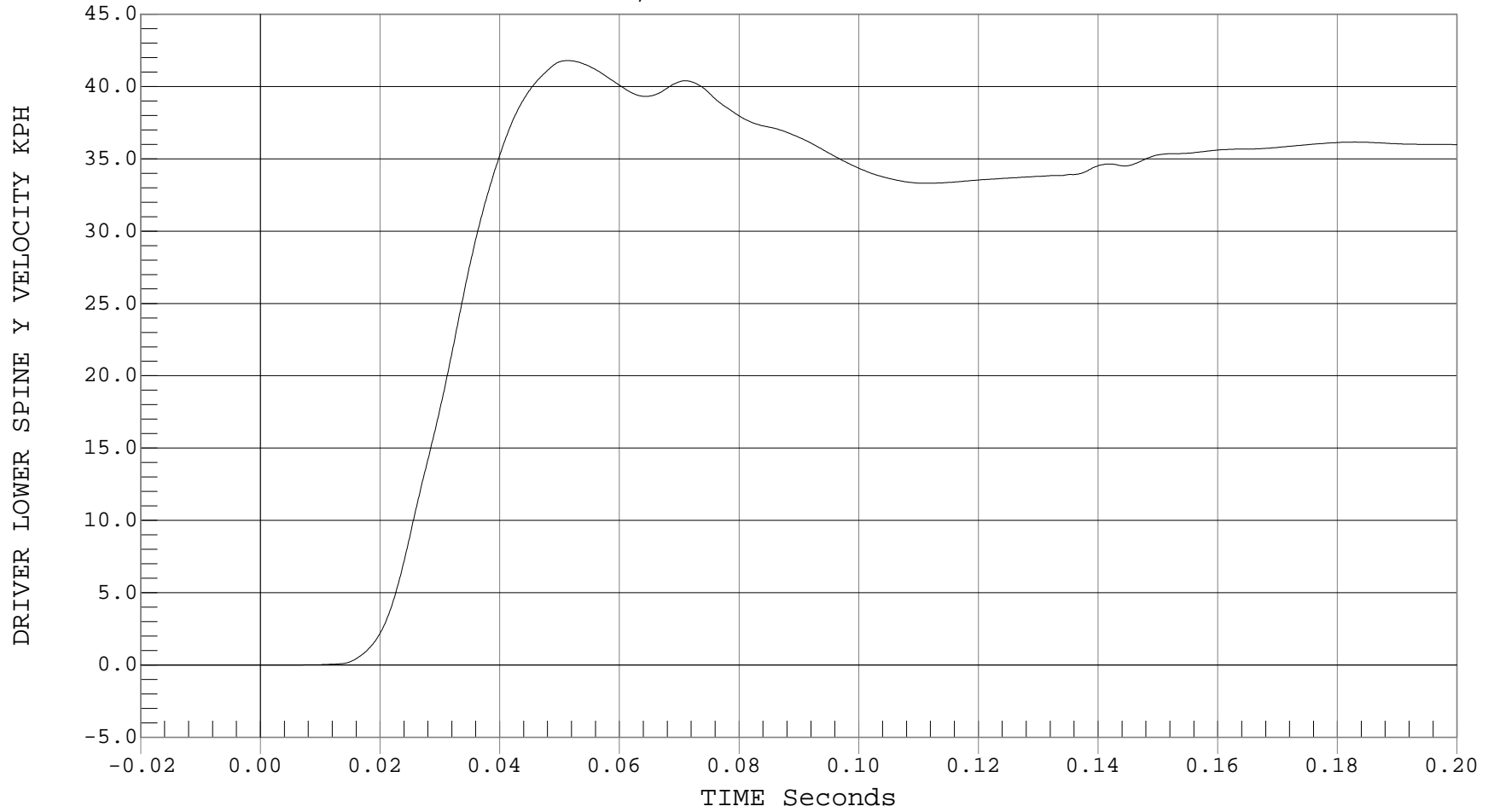
### DRIVER LOWER SPINE Y VELOCITY

Test Desc.: 38 MPH SIDE NCAP IMPACT  
Component: 2001 HONDA CIVIC 2 DOOR  
Other Info:

Test Date: 11-01-00  
Speed: 38.3 MPH, 61.6 KPH  
Filter Class: 180

— 1 DRIVER LOWER SPINE Y VELOCITY, B00092AI.V06

Ymin = 0 KPH @ -0.0028 Seconds, Ymax = 41.8 KPH @ 0.0513 Seconds





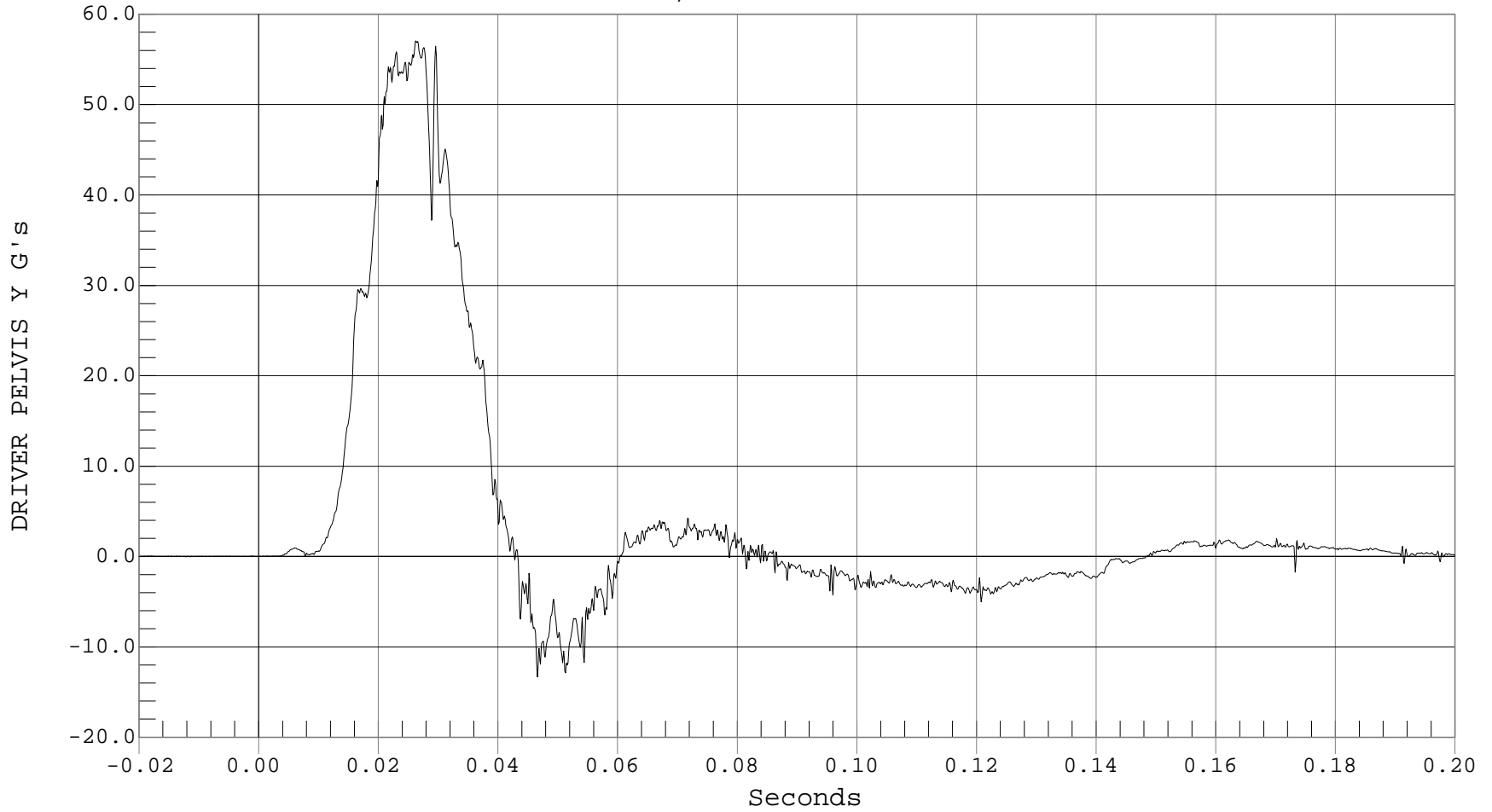
### DRIVER PELVIS Y ACCELERATION

Test Desc.: 38 MPH SIDE NCAP IMPACT  
Component: 2001 HONDA CIVIC 2 DOOR  
Other Info:

Test Date: 11-01-00  
Speed: 38.3 MPH, 61.6 KPH  
Filter Class: 1000

— 1 DRIVER PELVIS Y, B00092AT.A07

Ymin = -13.33 G's @ 0.0466 Seconds, Ymax = 57.04 G's @ 0.0263 Seconds





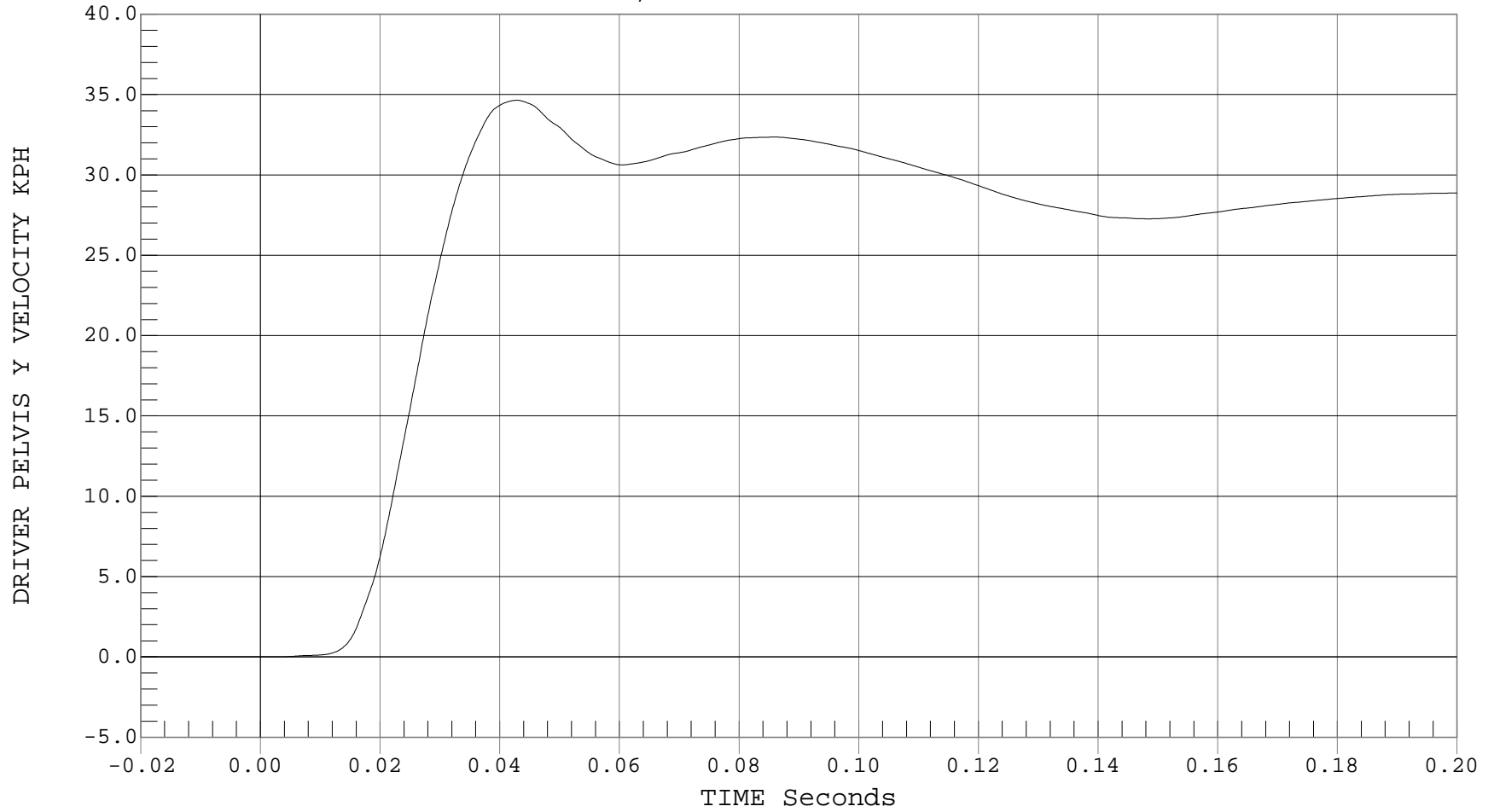
### DRIVER PELVIS Y VELOCITY

Test Desc.: 38 MPH SIDE NCAP IMPACT  
Component: 2001 HONDA CIVIC 2 DOOR  
Other Info:

Test Date: 11-01-00  
Speed: 38.3 MPH, 61.6 KPH  
Filter Class: 180

— 1 DRIVER PELVIS Y VELOCITY, B00092AI.V07

Ymin = 0 KPH @ -0.0194 Seconds, Ymax = 34.65 KPH @ 0.0429 Seconds





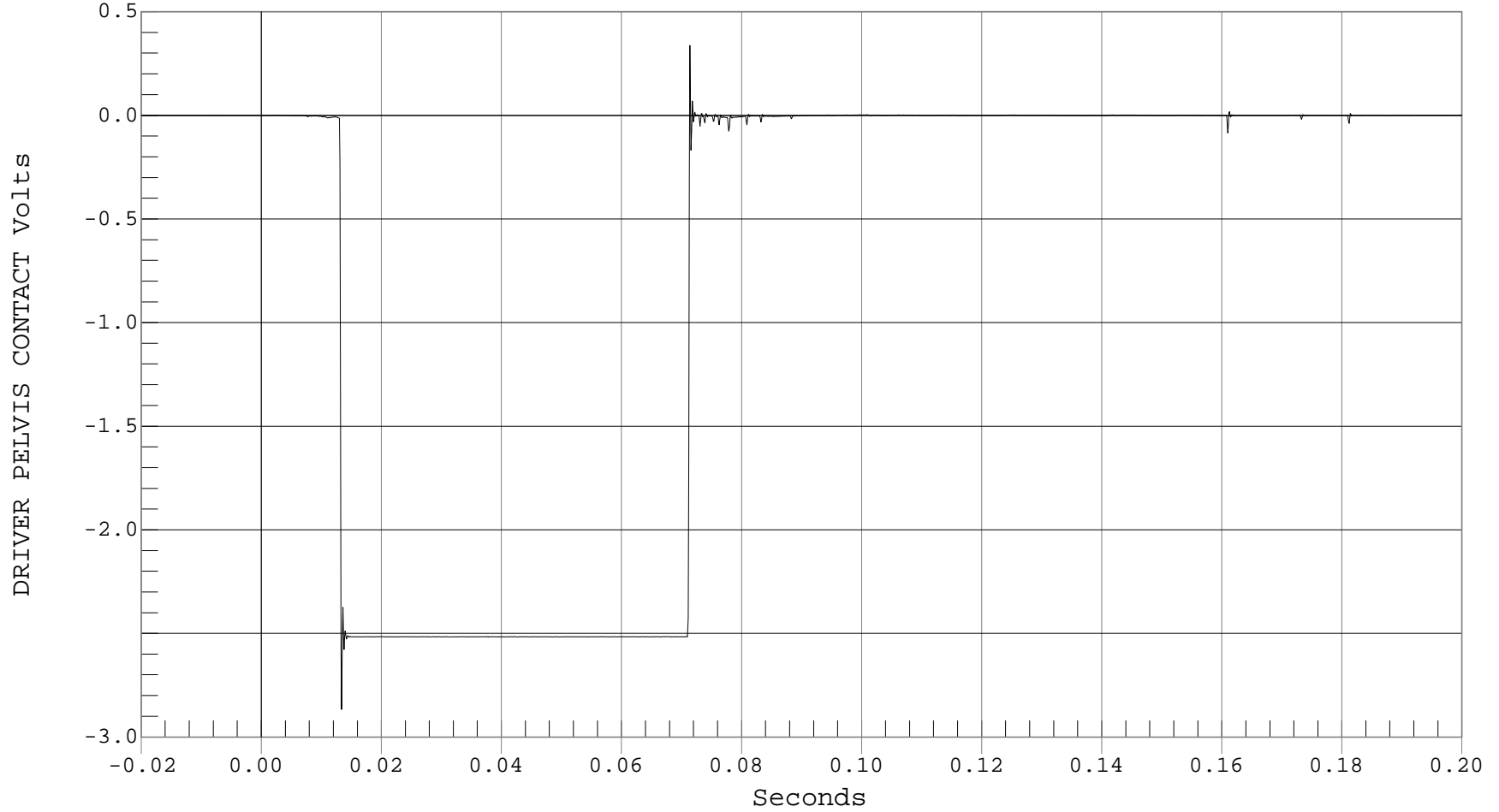
### DRIVER PELVIS CONTACT

Test Desc.: 38 MPH SIDE NCAP IMPACT  
Component: 2001 HONDA CIVIC 2 DOOR  
Other Info:

Test Date: 11-01-00  
Speed: 38.3 MPH, 61.6 KPH  
Filter Class: 1000

— 1 DRIVER PELVIS CONTACT, B000920T.050

Ymin = -2.87 Volts @ 0.0134 Seconds, Ymax = .34 Volts @ 0.0714 Seconds





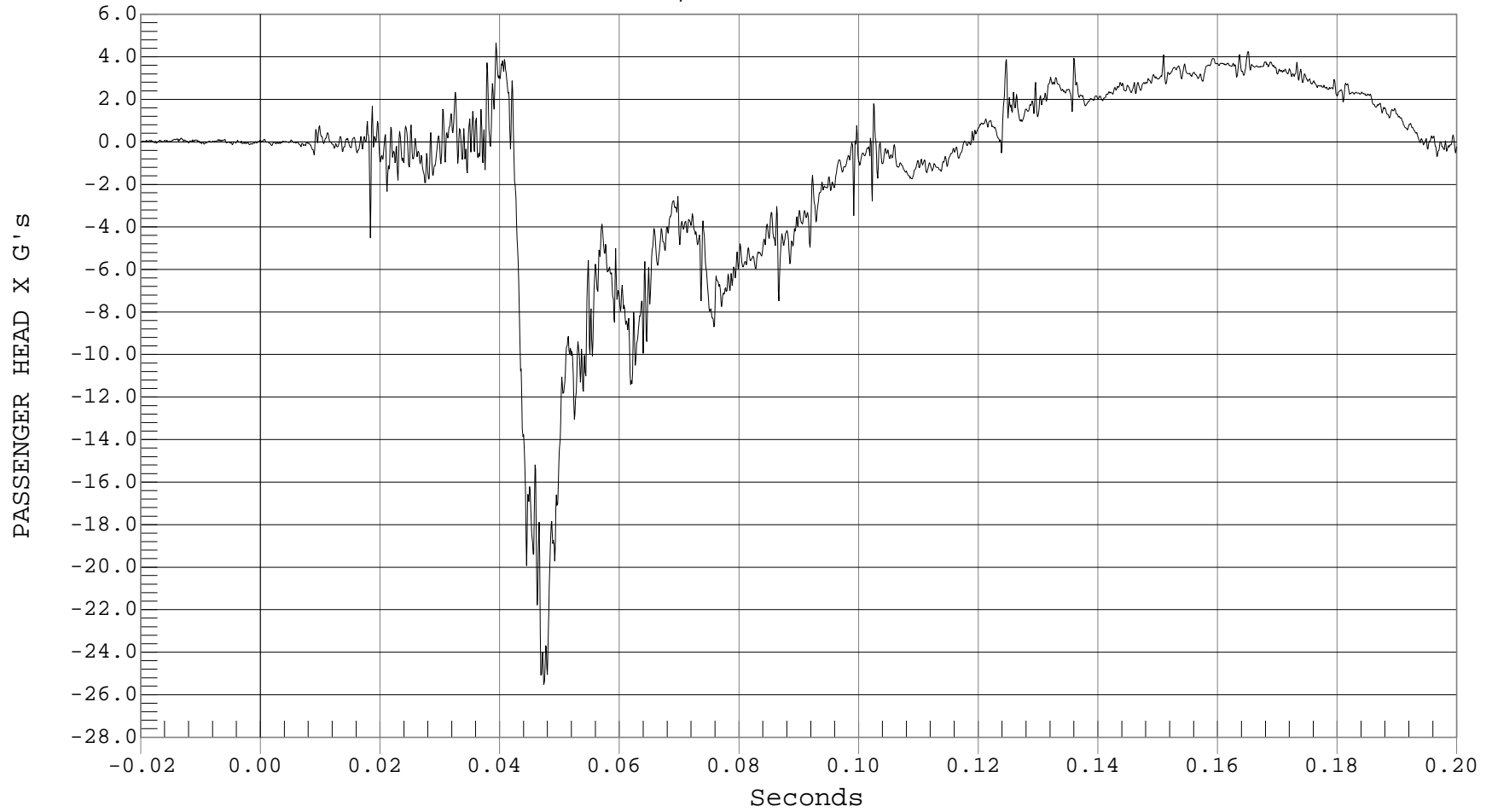
### REAR PASSENGER HEAD X ACCELERATION

Test Desc.: 38 MPH SIDE NCAP IMPACT  
Component: 2001 HONDA CIVIC 2 DOOR  
Other Info:

Test Date: 11-01-00  
Speed: 38.3 MPH, 61.6 KPH  
Filter Class: 1000

— 1 PASSENGER HEAD X, B00092AT.A08

Ymin = -25.51 G's @ 0.0474 Seconds, Ymax = 4.66 G's @ 0.0394 Seconds





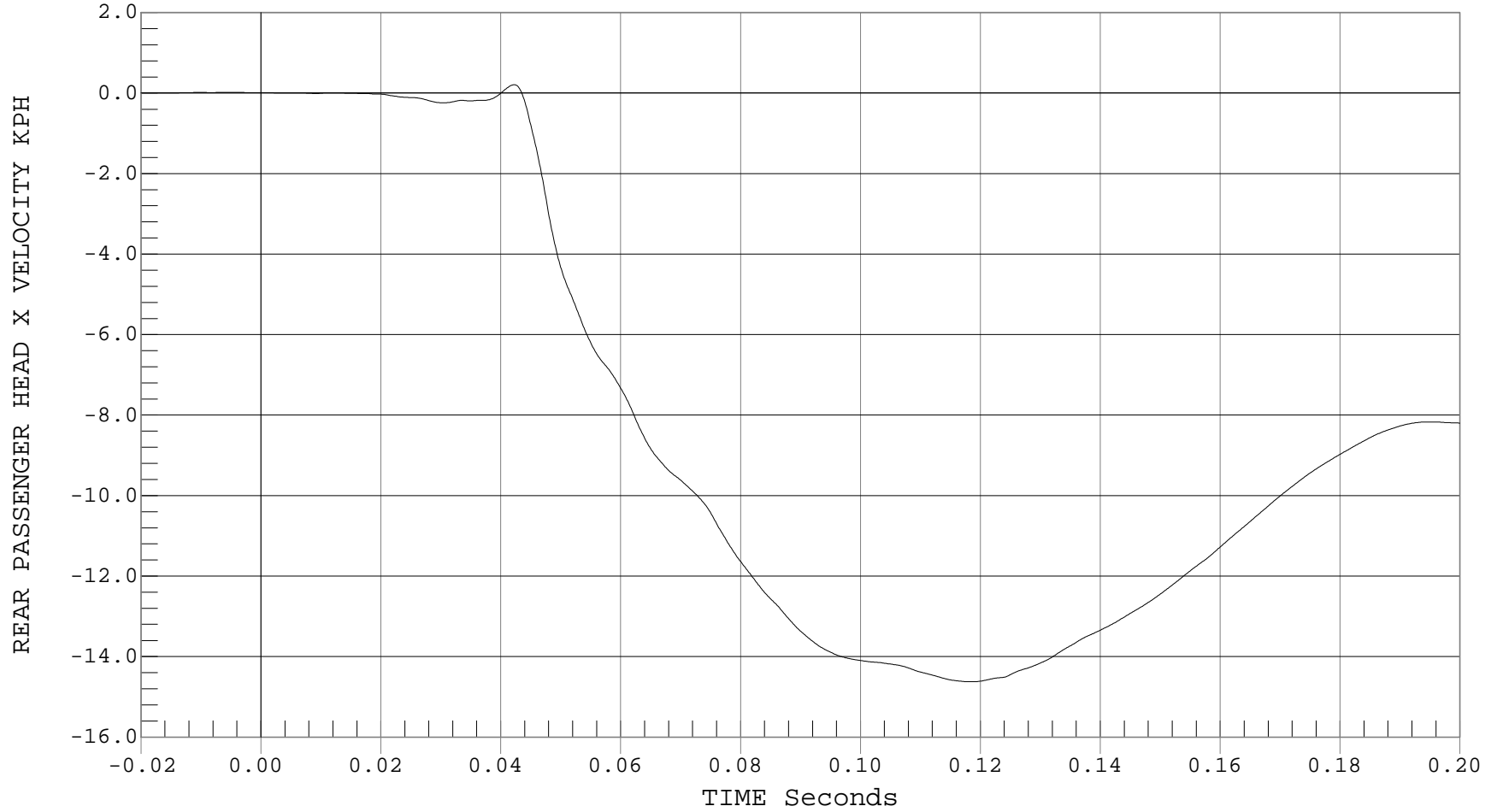
### REAR PASSENGER HEAD X VELOCITY

Test Desc.: 38 MPH SIDE NCAP IMPACT  
Component: 2001 HONDA CIVIC 2 DOOR  
Other Info:

Test Date: 11-01-00  
Speed: 38.3 MPH, 61.6 KPH  
Filter Class: 180

— 1 REAR PASSENGER HEAD X VELOCITY, B00092AI.V08

Ymin = -14.63 KPH @ 0.1185 Seconds, Ymax = .21 KPH @ 0.0422 Seconds





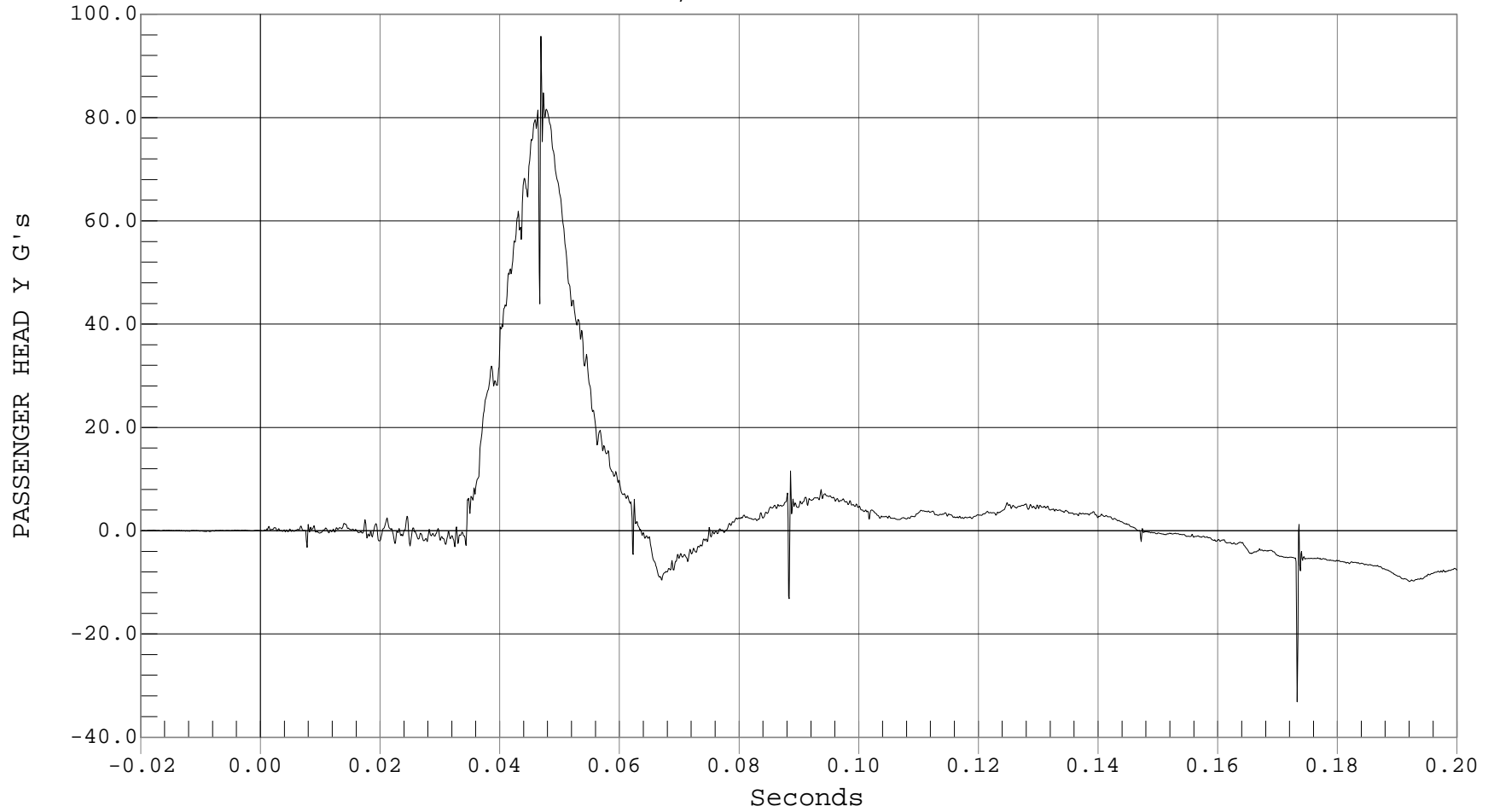
### REAR PASSENGER HEAD Y ACCELERATION

Test Desc.: 38 MPH SIDE NCAP IMPACT  
Component: 2001 HONDA CIVIC 2 DOOR  
Other Info:

Test Date: 11-01-00  
Speed: 38.3 MPH, 61.6 KPH  
Filter Class: 1000

— 1 PASSENGER HEAD Y, B00092AT.A09

Ymin = -33.15 G's @ 0.1733 Seconds, Ymax = 95.74 G's @ 0.0469 Seconds





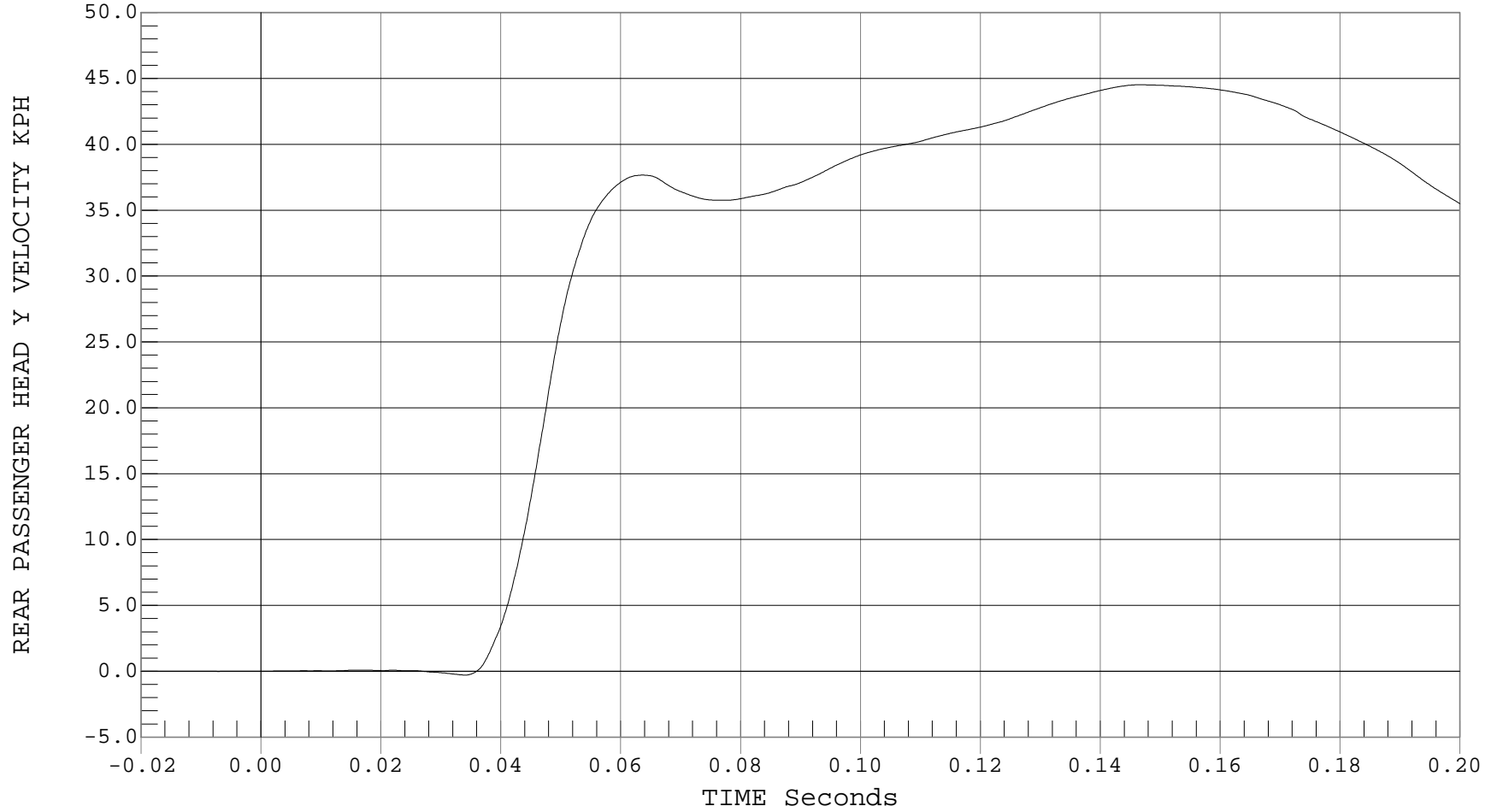
### REAR PASSENGER HEAD Y VELOCITY

Test Desc.: 38 MPH SIDE NCAP IMPACT  
Component: 2001 HONDA CIVIC 2 DOOR  
Other Info:

Test Date: 11-01-00  
Speed: 38.3 MPH, 61.6 KPH  
Filter Class: 180

— 1 REAR PASSENGER HEAD Y VELOCITY, B00092AI.V09

Ymin = -.29 KPH @ 0.0341 Seconds, Ymax = 44.52 KPH @ 0.1466 Seconds



B-20



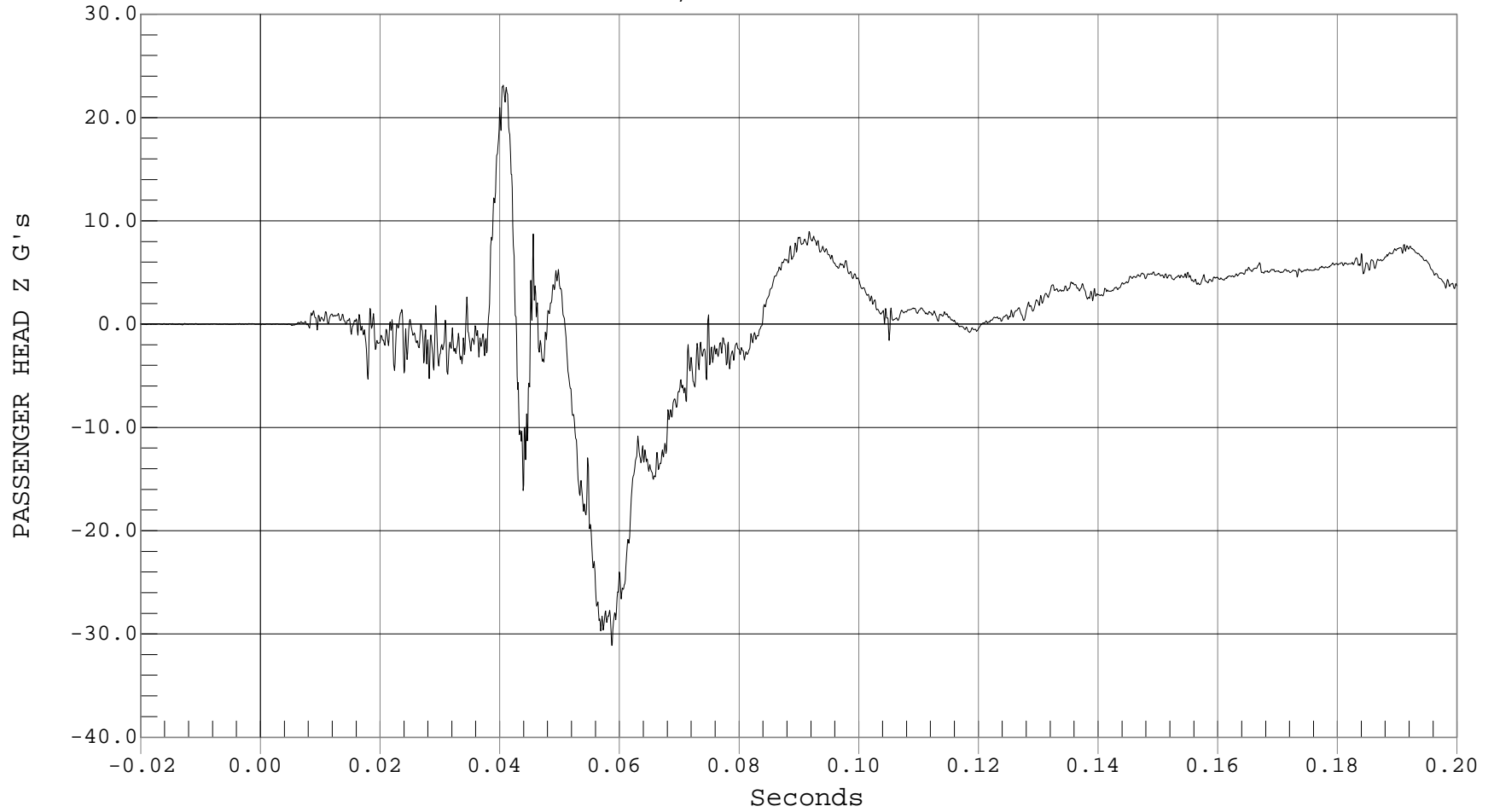
### REAR PASSENGER HEAD Z ACCELERATION

Test Desc.: 38 MPH SIDE NCAP IMPACT  
Component: 2001 HONDA CIVIC 2 DOOR  
Other Info:

Test Date: 11-01-00  
Speed: 38.3 MPH, 61.6 KPH  
Filter Class: 1000

— 1 PASSENGER HEAD Z, B00092AT.A10

Ymin = -31.11 G's @ 0.0587 Seconds, Ymax = 23.14 G's @ 0.0406 Seconds



B-21



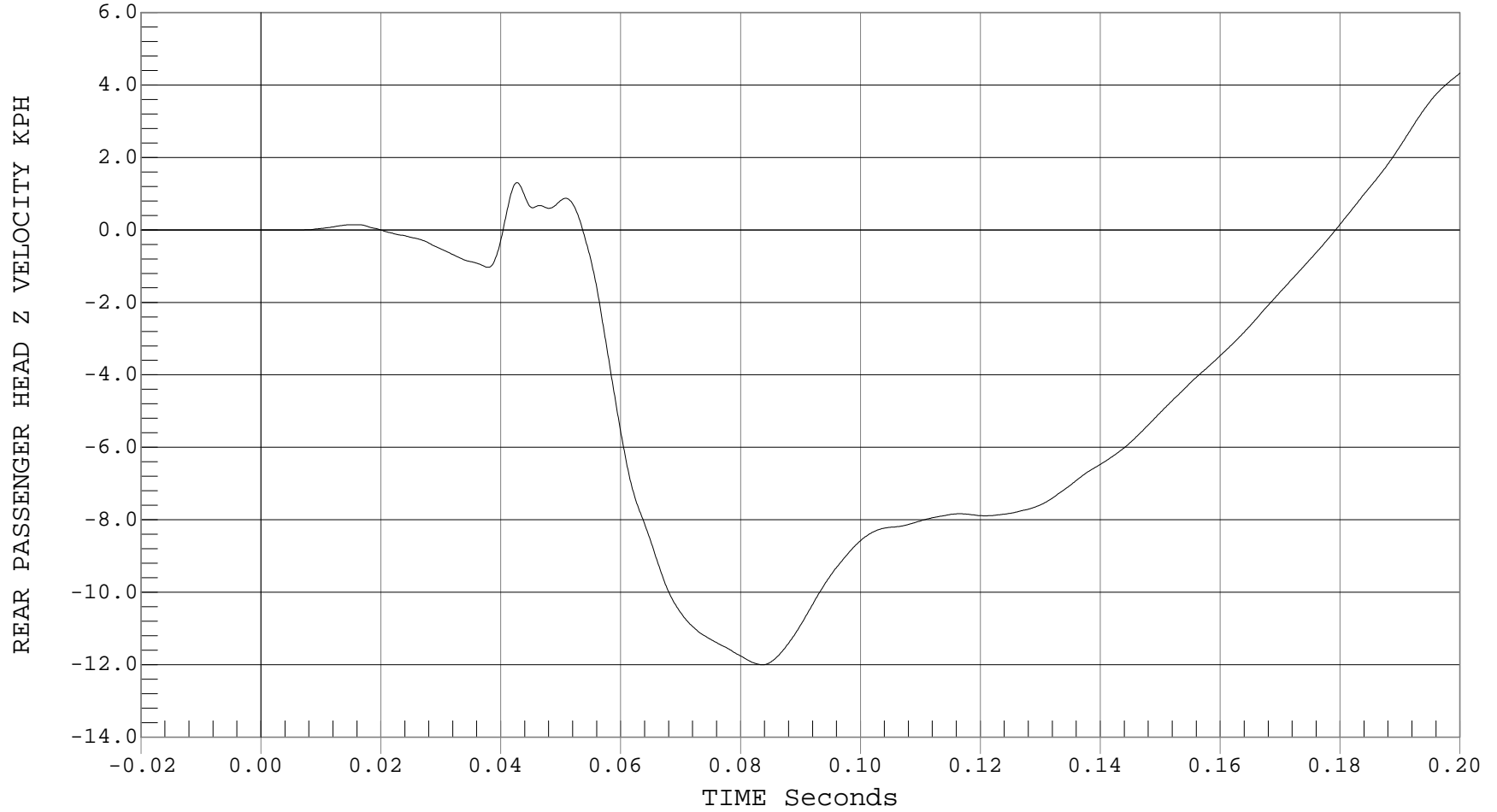
### REAR PASSENGER HEAD Z VELOCITY

Test Desc.: 38 MPH SIDE NCAP IMPACT  
Component: 2001 HONDA CIVIC 2 DOOR  
Other Info:

Test Date: 11-01-00  
Speed: 38.3 MPH, 61.6 KPH  
Filter Class: 180

— 1 REAR PASSENGER HEAD Z VELOCITY, B00092AI.V10

Ymin = -12 KPH @ 0.0837 Seconds, Ymax = 4.34 KPH @ 0.2001 Seconds





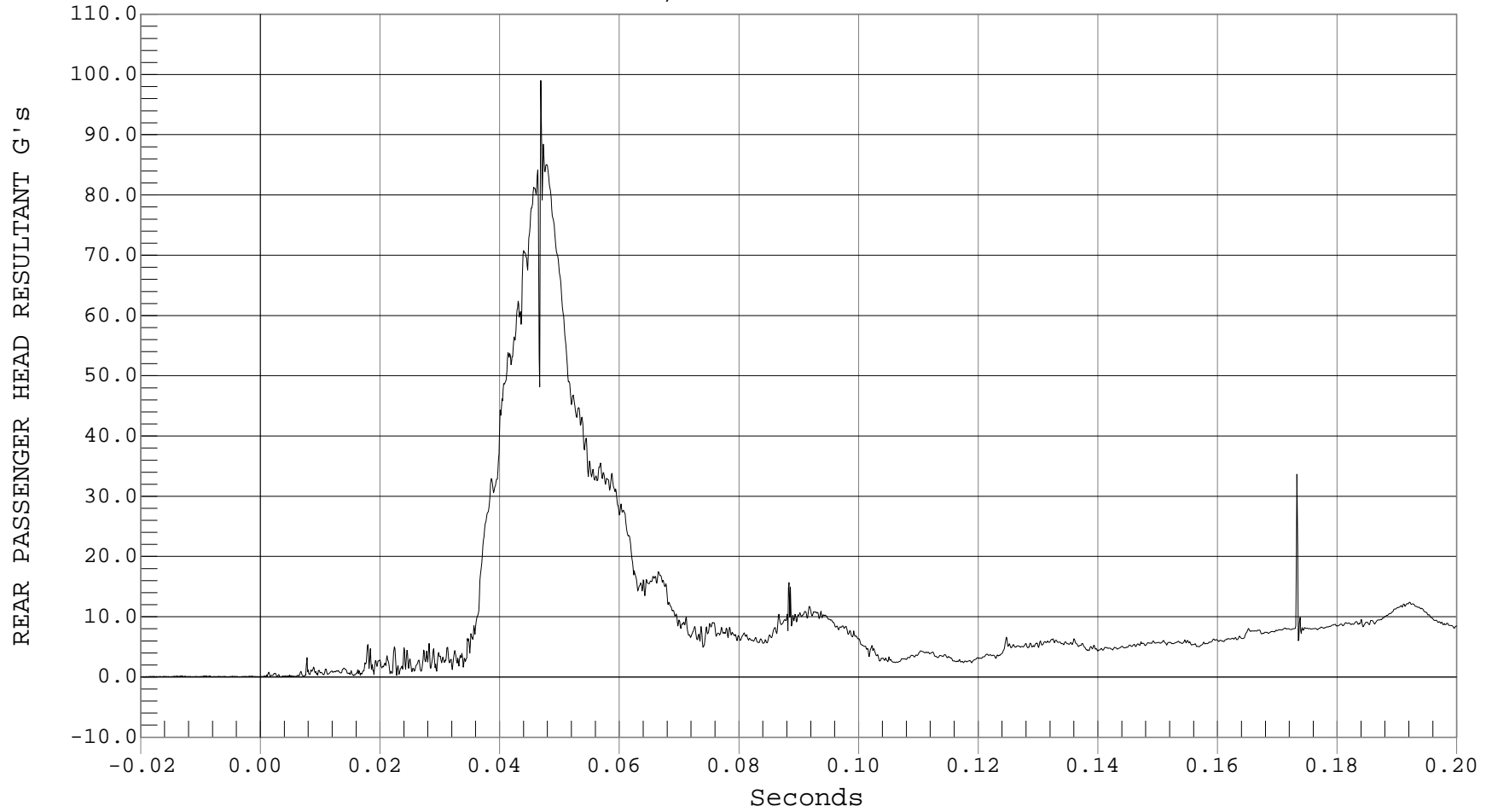
### REAR PASSENGER HEAD RESULTANT ACCELERATION

Test Desc.: 38 MPH SIDE NCAP IMPACT  
Component: 2001 HONDA CIVIC 2 DOOR  
Other Info:

Test Date: 11-01-00  
Speed: 38.3 MPH, 61.6 KPH  
Filter Class: 1000

— 1 REAR PASSENGER HEAD RESULTANT, B00092AV.A08

Ymin = .01 G's @ -0.0172 Seconds, Ymax = 98.99 G's @ 0.0469 Seconds





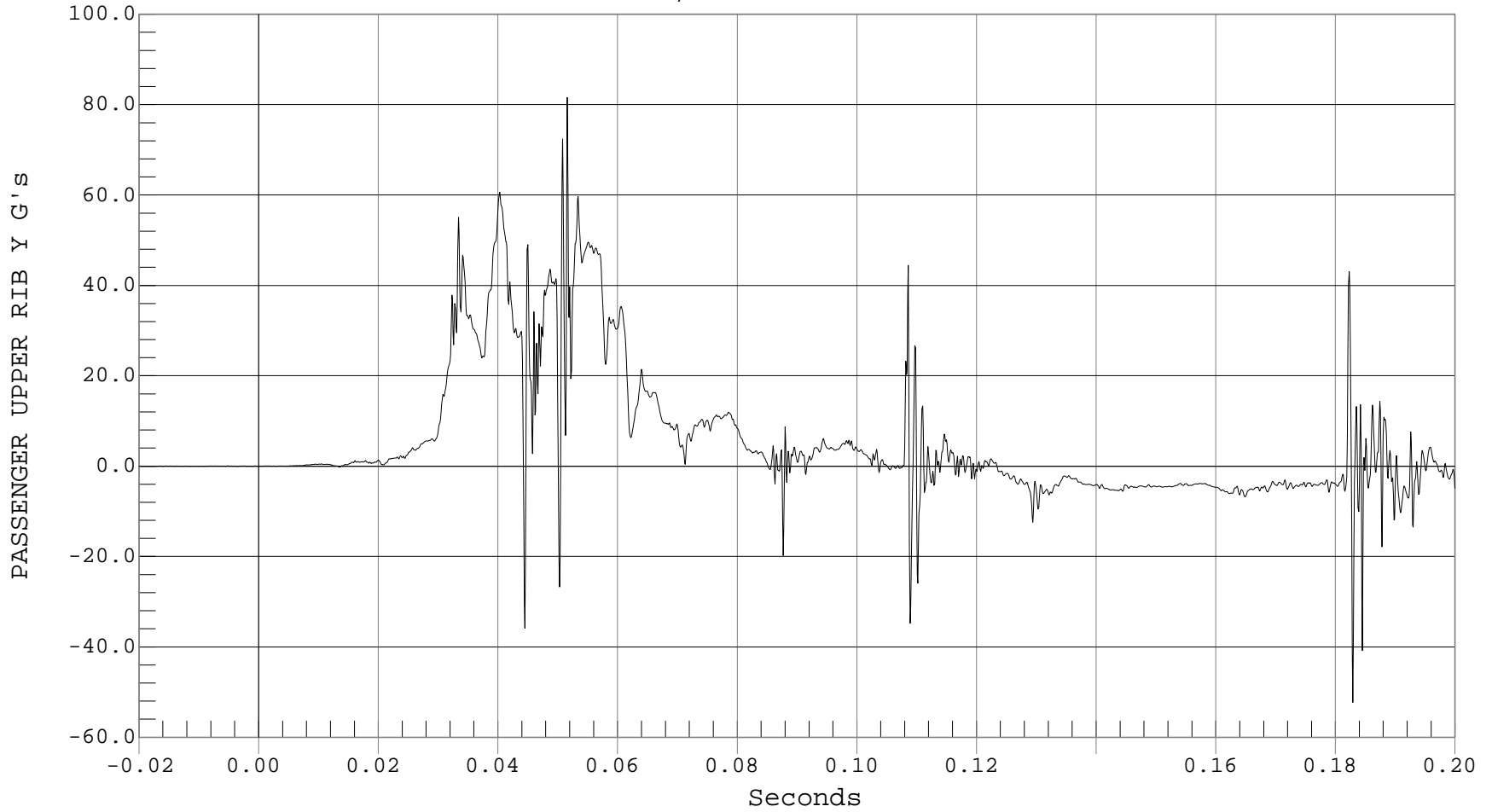
REAR PASSENGER UPPER RIB Y ACCELERATION

Test Desc.: 38 MPH SIDE NCAP IMPACT  
Component: 2001 HONDA CIVIC 2 DOOR  
Other Info:

Test Date: 11-01-00  
Speed: 38.3 MPH, 61.6 KPH  
Filter Class: 1000

— 1 PASSENGER UPPER RIB Y, B00092AT.A11

Ymin = -52.26 G's @ 0.1829 Seconds, Ymax = 81.57 G's @ 0.0516 Seconds





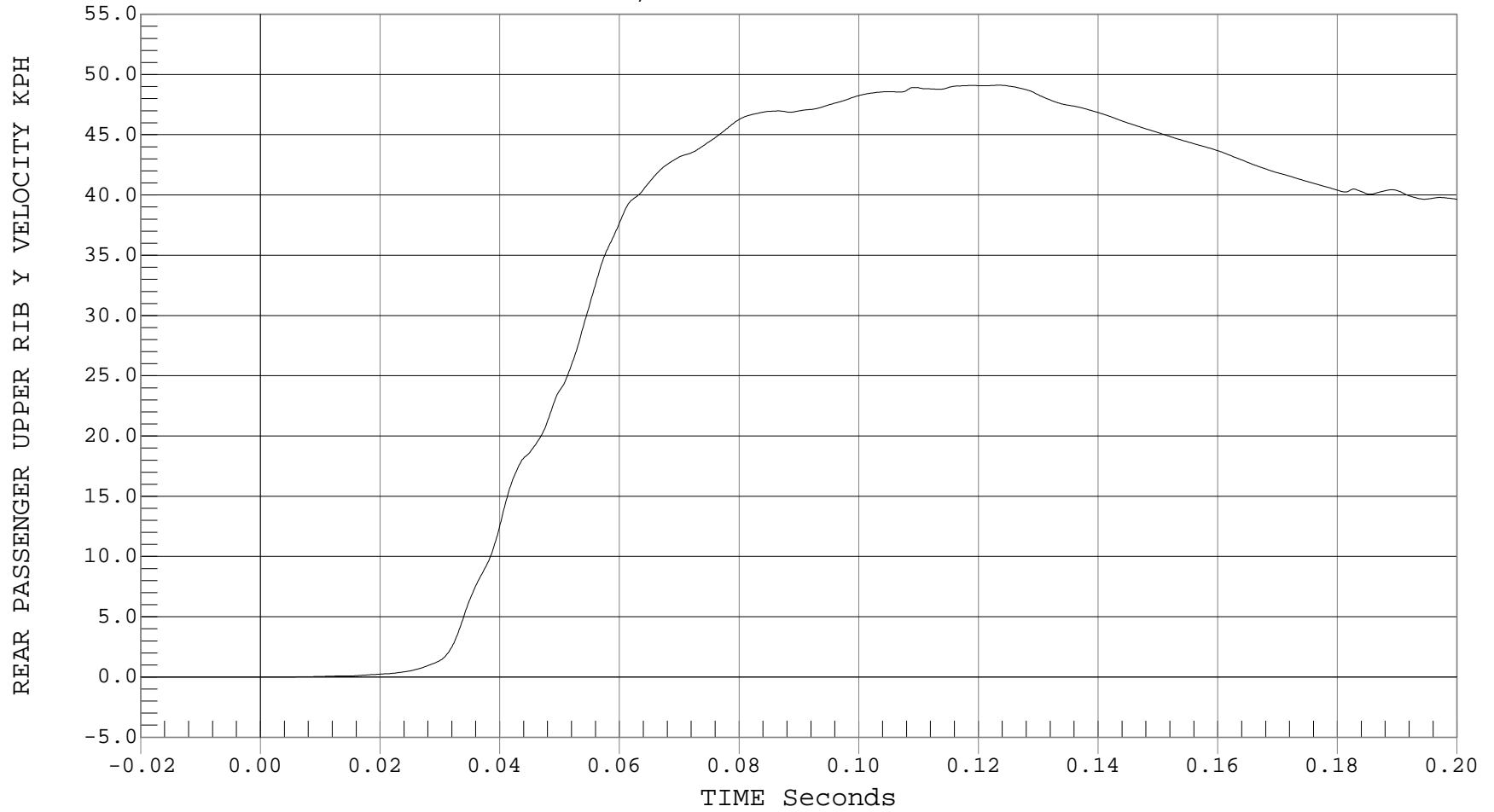
### REAR PASSENGER UPPER RIB Y VELOCITY

Test Desc.: 38 MPH SIDE NCAP IMPACT  
Component: 2001 HONDA CIVIC 2 DOOR  
Other Info:

Test Date: 11-01-00  
Speed: 38.3 MPH, 61.6 KPH  
Filter Class: 180

— 1 REAR PASSENGER UPPER RIB Y VELOCITY, B00092AI.V11

Ymin = 0 KPH @ -0.0089 Seconds, Ymax = 49.11 KPH @ 0.1234 Seconds





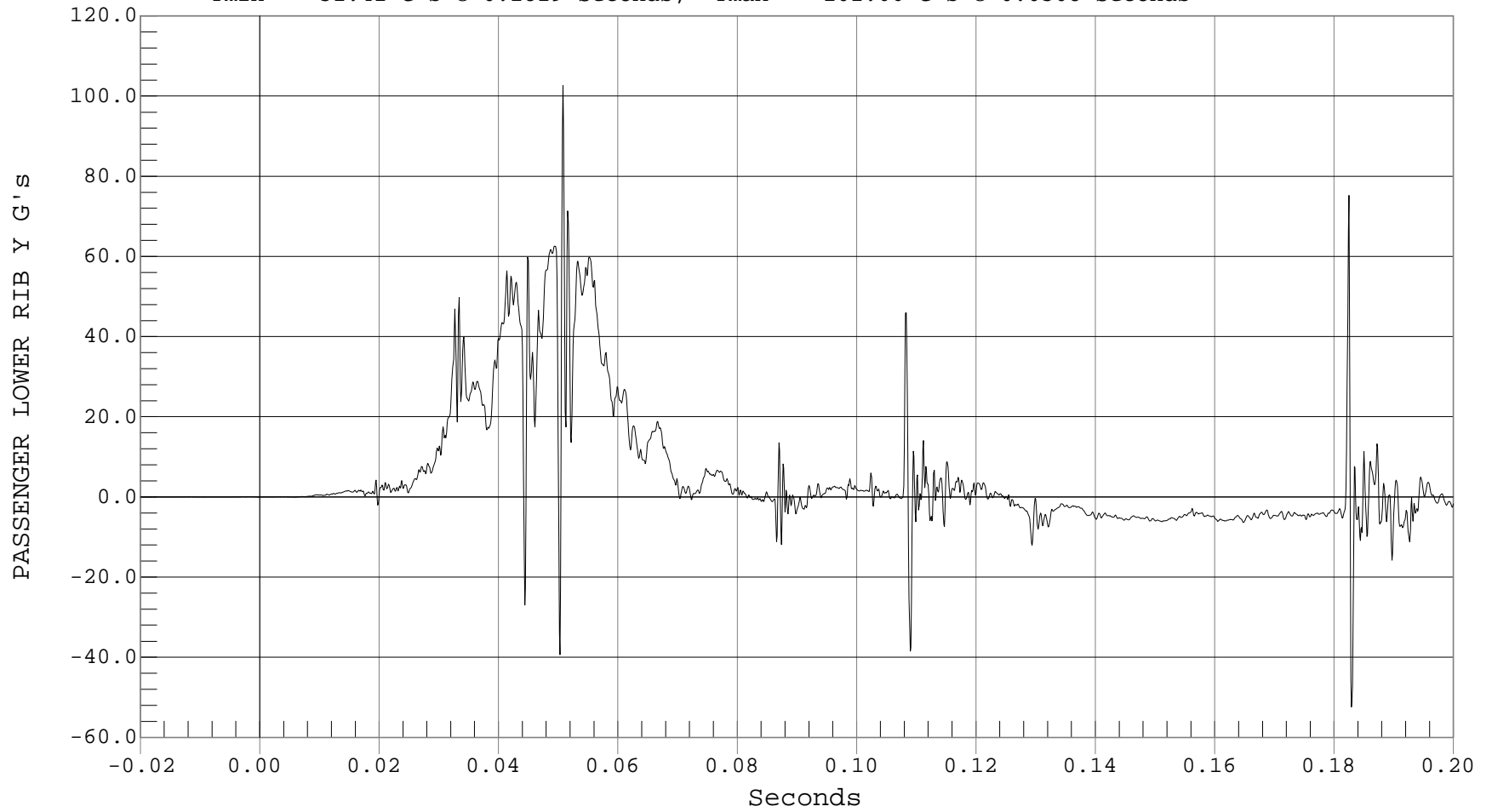
### REAR PASSENGER LOWER RIB Y ACCELERATION

Test Desc.: 38 MPH SIDE NCAP IMPACT  
Component: 2001 HONDA CIVIC 2 DOOR  
Other Info:

Test Date: 11-01-00  
Speed: 38.3 MPH, 61.6 KPH  
Filter Class: 1000

— 1 PASSENGER LOWER RIB Y, B00092AT.A12

Ymin = -52.42 G's @ 0.1829 Seconds, Ymax = 102.66 G's @ 0.0508 Seconds





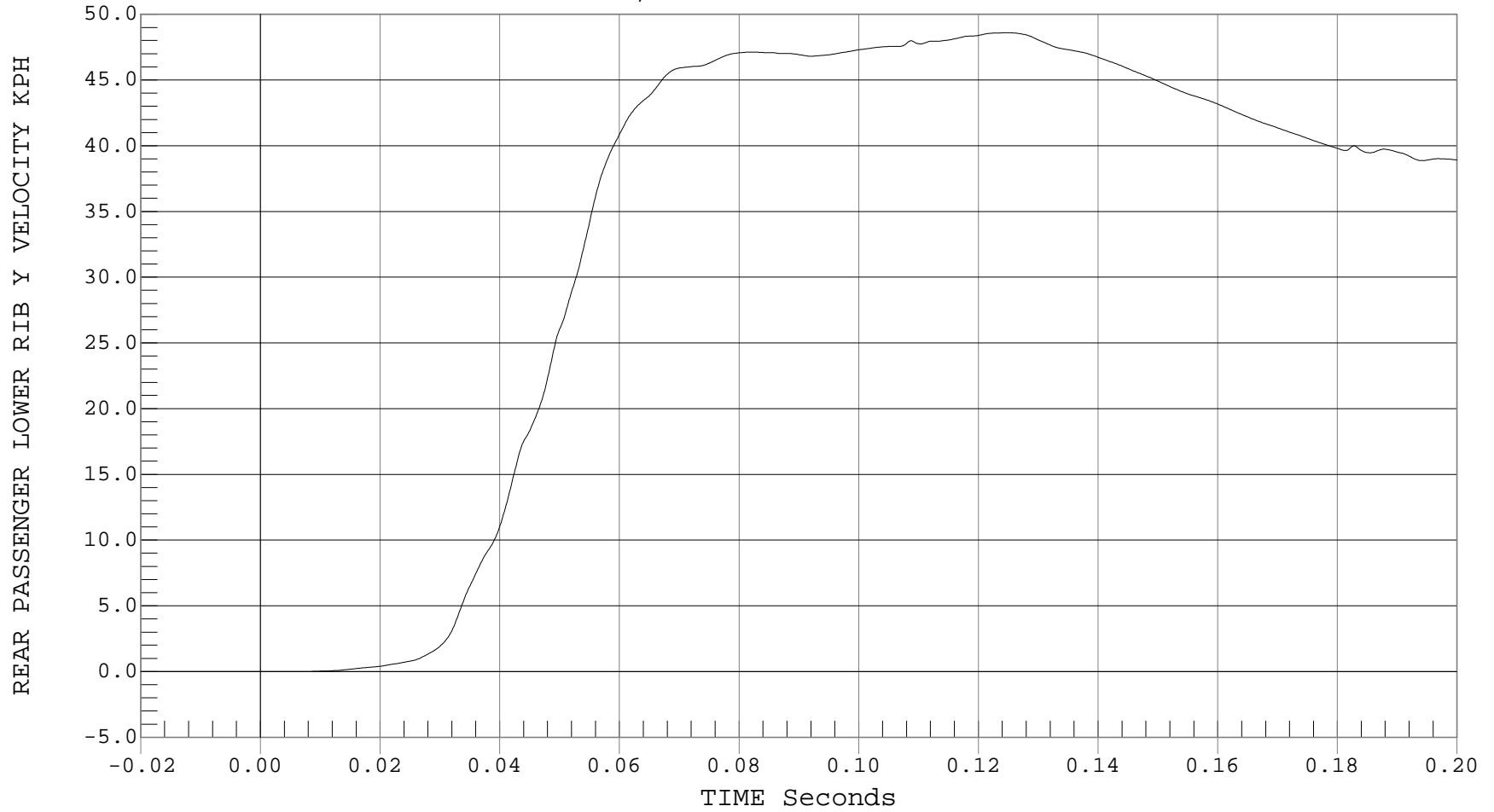
### REAR PASSENGER LOWER RIB Y VELOCITY

Test Desc.: 38 MPH SIDE NCAP IMPACT  
Component: 2001 HONDA CIVIC 2 DOOR  
Other Info:

Test Date: 11-01-00  
Speed: 38.3 MPH, 61.6 KPH  
Filter Class: 180

— 1 REAR PASSENGER LOWER RIB Y VELOCITY, B00092AI.V12

Ymin = 0 KPH @ -0.0052 Seconds, Ymax = 48.6 KPH @ 0.1248 Seconds





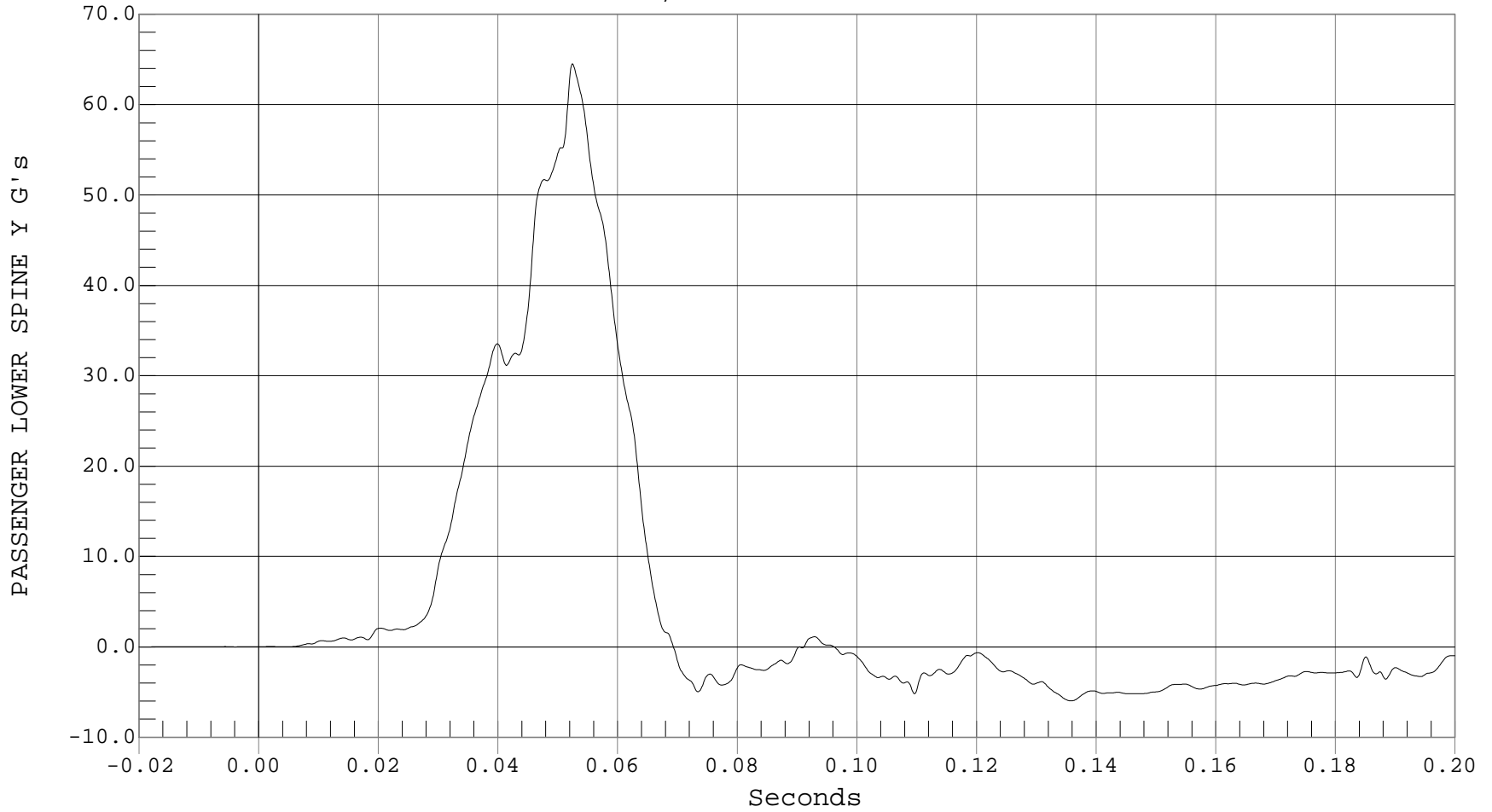
REAR PASSENGER LOWER SPINE Y ACCELERATION

Test Desc.: 38 MPH SIDE NCAP IMPACT  
Component: 2001 HONDA CIVIC 2 DOOR  
Other Info:

Test Date: 11-01-00  
Speed: 38.3 MPH, 61.6 KPH  
Filter Class: 180

— 1 PASSENGER LOWER SPINE Y, B00092AF.A13

Ymin = -5.97 G's @ 0.1358 Seconds, Ymax = 64.52 G's @ 0.0525 Seconds





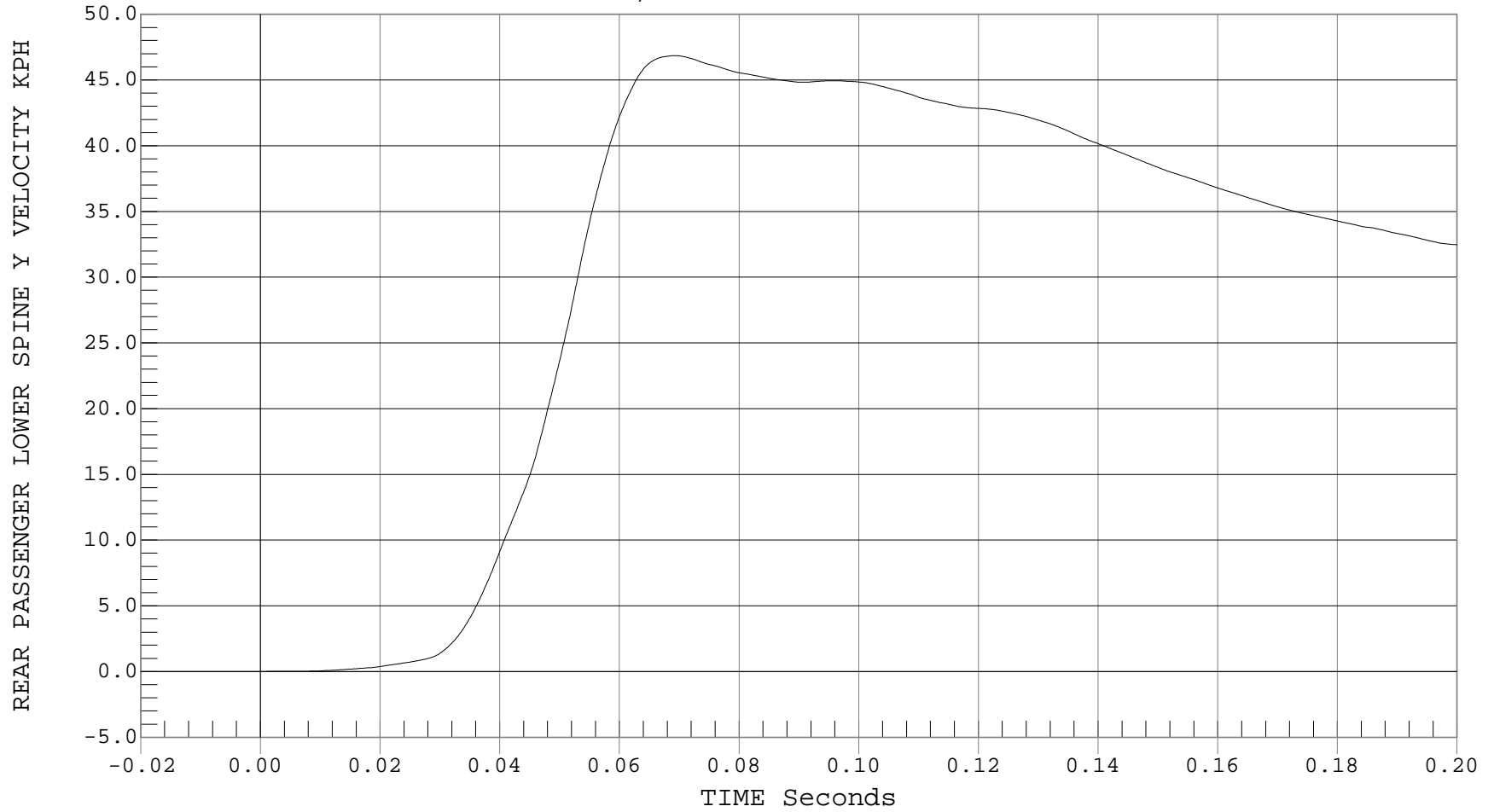
### REAR PASSENGER LOWER SPINE Y VELOCITY

Test Desc.: 38 MPH SIDE NCAP IMPACT  
Component: 2001 HONDA CIVIC 2 DOOR  
Other Info:

Test Date: 11-01-00  
Speed: 38.3 MPH, 61.6 KPH  
Filter Class: 180

— 1 REAR PASSENGER LOWER SPINE Y VELOCITY, B00092AI.V13

Ymin = 0 KPH @ -0.0183 Seconds, Ymax = 46.86 KPH @ 0.0693 Seconds





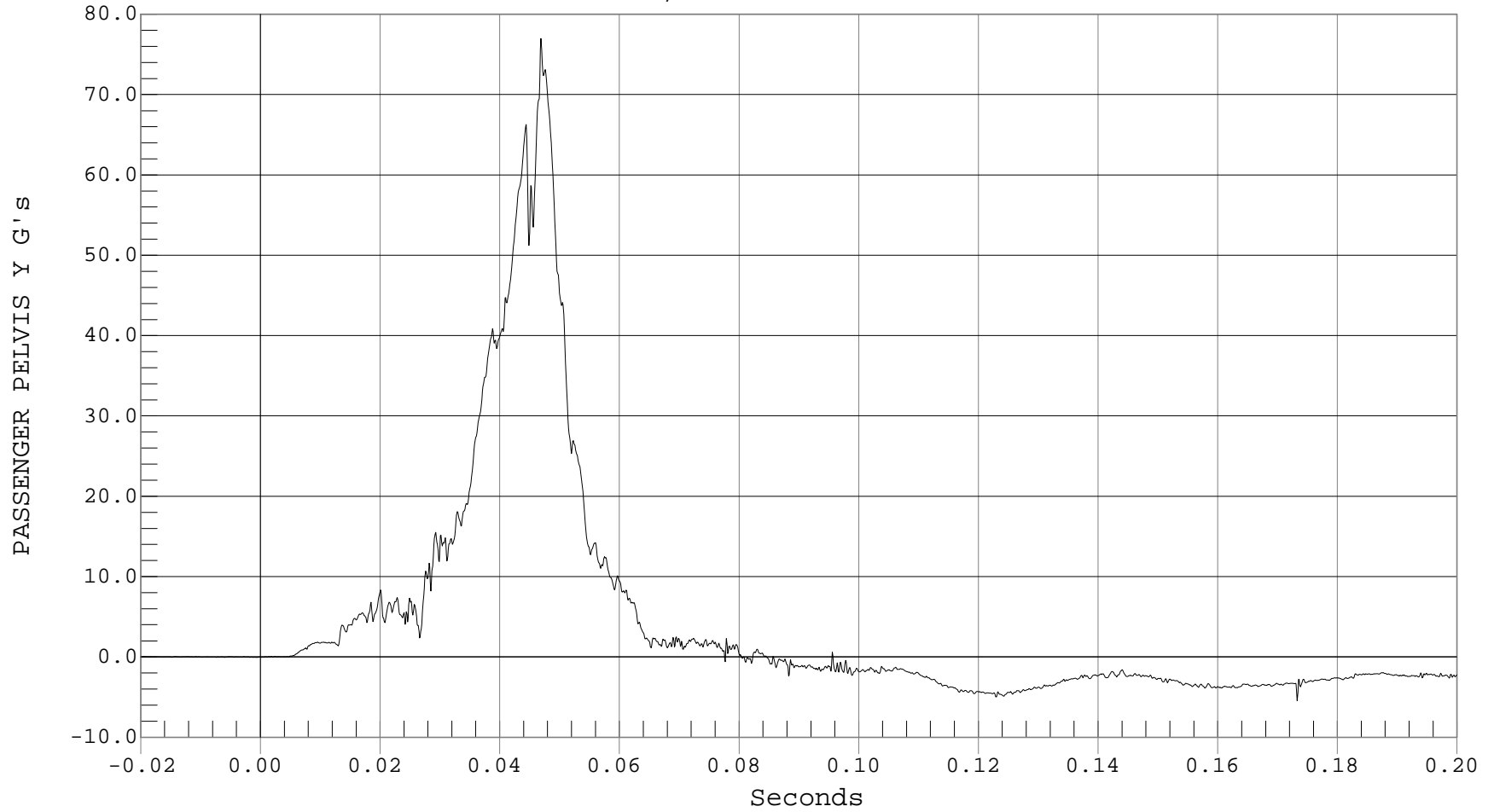
### REAR PASSENGER PELVIS Y ACCELERATION

Test Desc.: 38 MPH SIDE NCAP IMPACT  
Component: 2001 HONDA CIVIC 2 DOOR  
Other Info:

Test Date: 11-01-00  
Speed: 38.3 MPH, 61.6 KPH  
Filter Class: 1000

— 1 PASSENGER PELVIS Y, B00092AT.A14

Ymin = -5.46 G's @ 0.1733 Seconds, Ymax = 76.97 G's @ 0.0469 Seconds





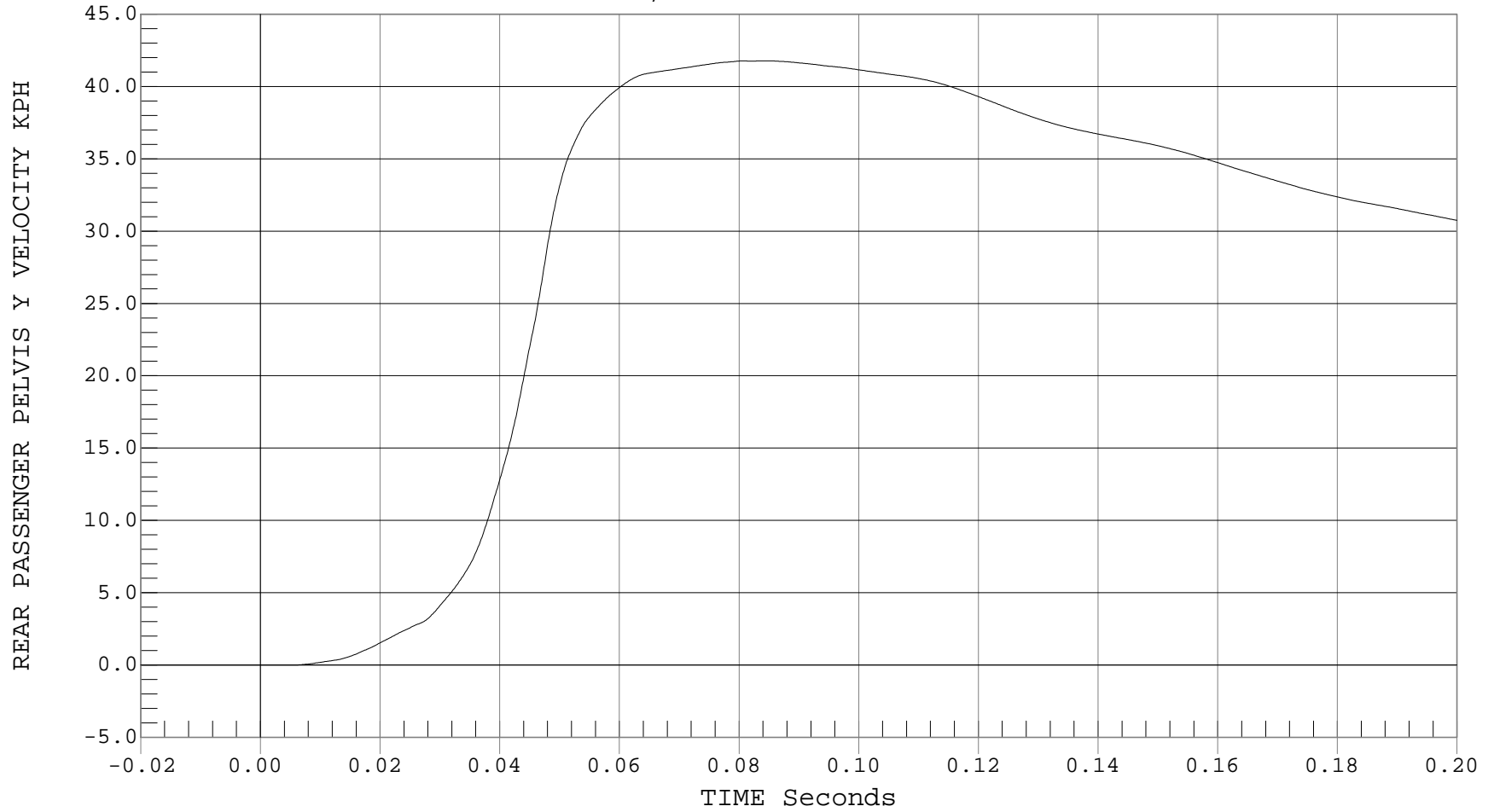
### REAR PASSENGER PELVIS Y VELOCITY

Test Desc.: 38 MPH SIDE NCAP IMPACT  
Component: 2001 HONDA CIVIC 2 DOOR  
Other Info:

Test Date: 11-01-00  
Speed: 38.3 MPH, 61.6 KPH  
Filter Class: 180

— 1 REAR PASSENGER PELVIS Y VELOCITY, B00092AI.V14

Ymin = -.01 KPH @ 0.0011 Seconds, Ymax = 41.79 KPH @ 0.0845 Seconds





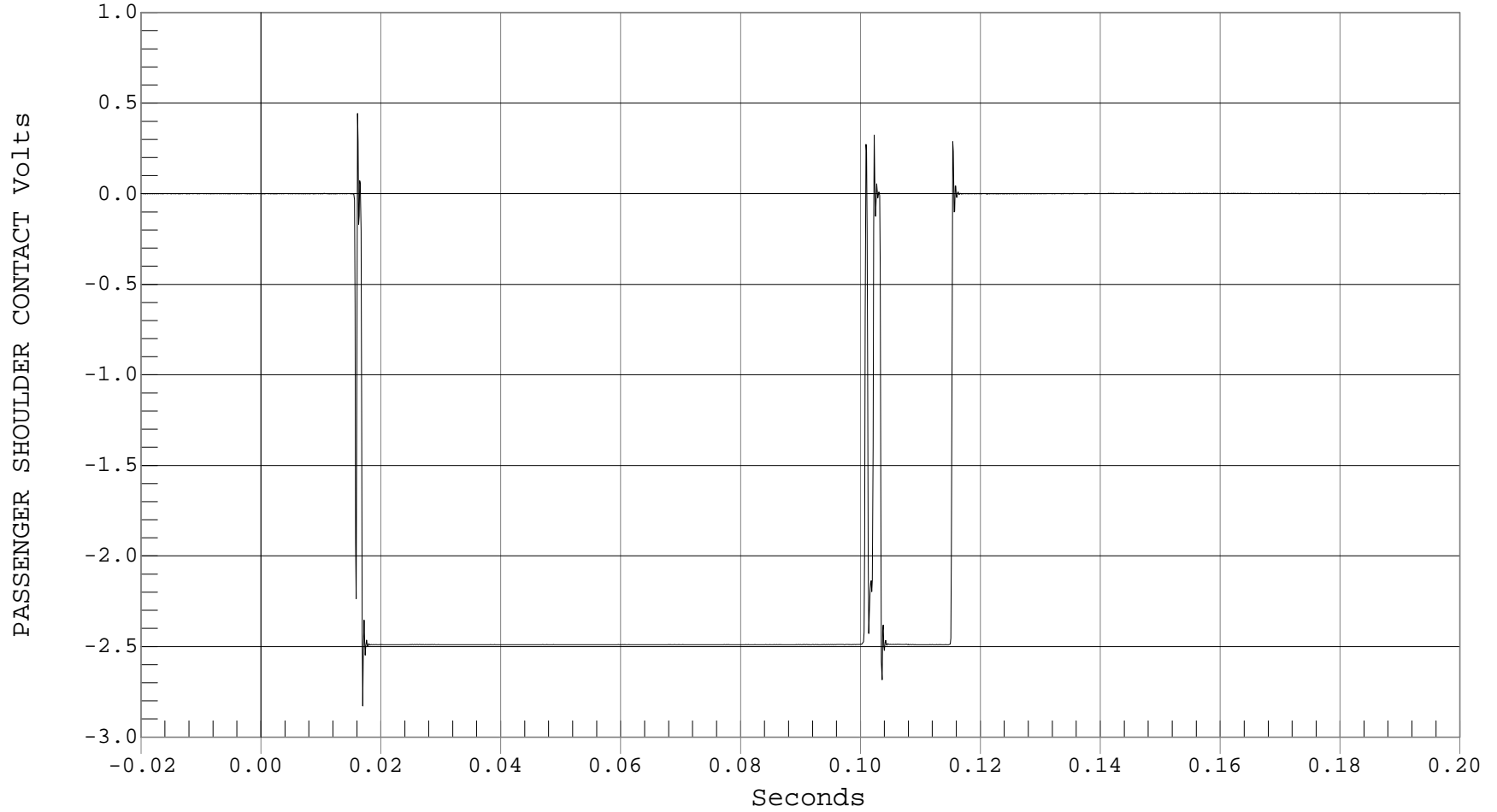
### REAR PASSENGER SHOULDER CONTACT

Test Desc.: 38 MPH SIDE NCAP IMPACT  
Component: 2001 HONDA CIVIC 2 DOOR  
Other Info:

Test Date: 11-01-00  
Speed: 38.3 MPH, 61.6 KPH  
Filter Class: 1000

— 1 PASSENGER SHOULDER CONTACT, B00092OT.051

Ymin = -2.83 Volts @ 0.0170 Seconds, Ymax = .44 Volts @ 0.0161 Seconds





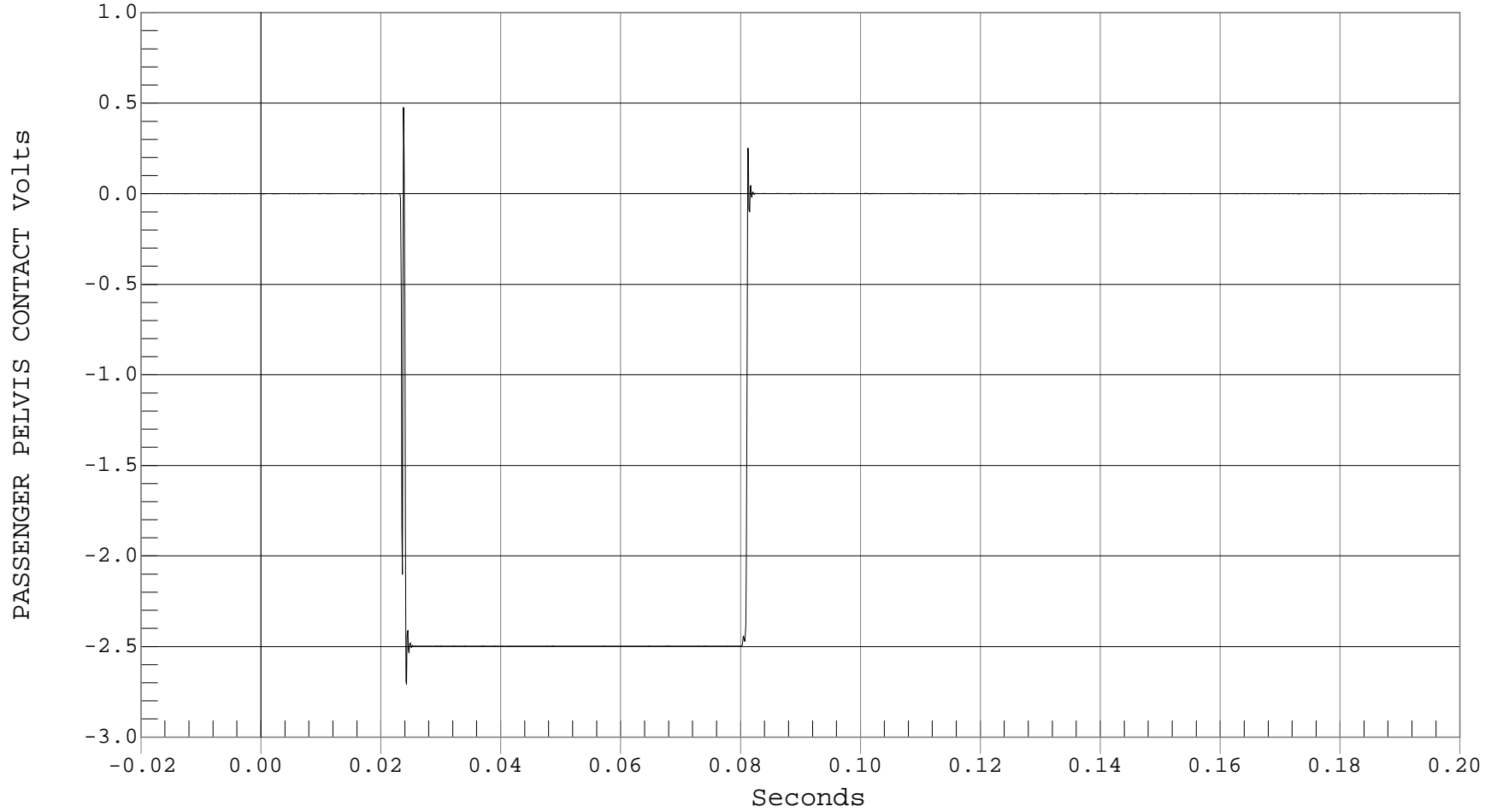
REAR PASSENGER PELVIS CONTACT

Test Desc.: 38 MPH SIDE NCAP IMPACT  
Component: 2001 HONDA CIVIC 2 DOOR  
Other Info:

Test Date: 11-01-00  
Speed: 38.3 MPH, 61.6 KPH  
Filter Class: 1000

— 1 PASSENGER PELVIS CONTACT, B000920T.052

Ymin = -2.71 Volts @ 0.0243 Seconds, Ymax = .48 Volts @ 0.0238 Seconds





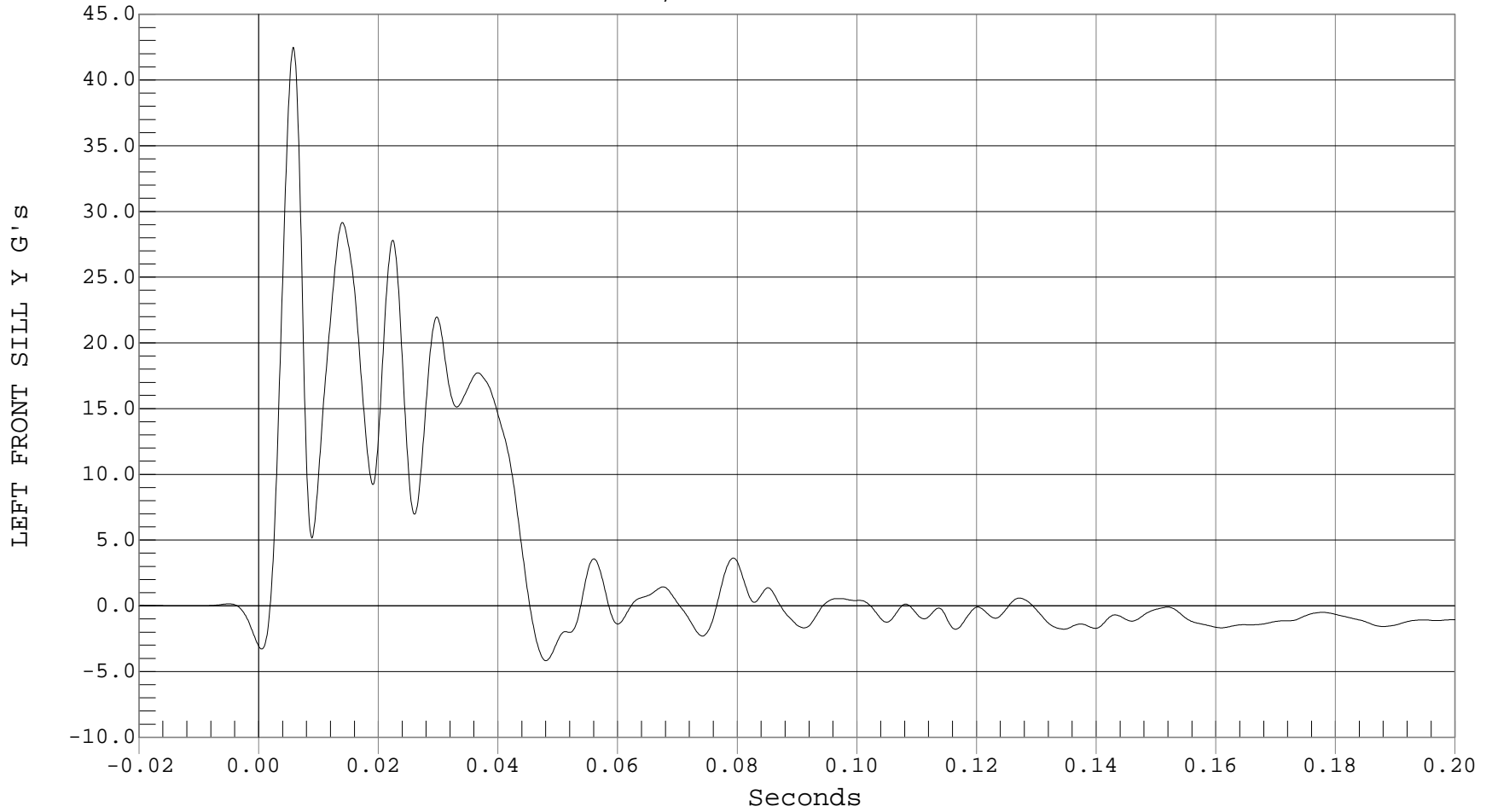
LEFT SIDE SILL AT FRONT SEAT Y ACCELERATION

Test Desc.: 38 MPH SIDE NCAP IMPACT  
Component: 2001 HONDA CIVIC 2 DOOR  
Other Info:

Test Date: 11-01-00  
Speed: 38.3 MPH, 61.6 KPH  
Filter Class: 60

— 1 LEFT FRONT SILL Y, B00092AF.A21

Ymin = -4.18 G's @ 0.0480 Seconds, Ymax = 42.48 G's @ 0.0058 Seconds





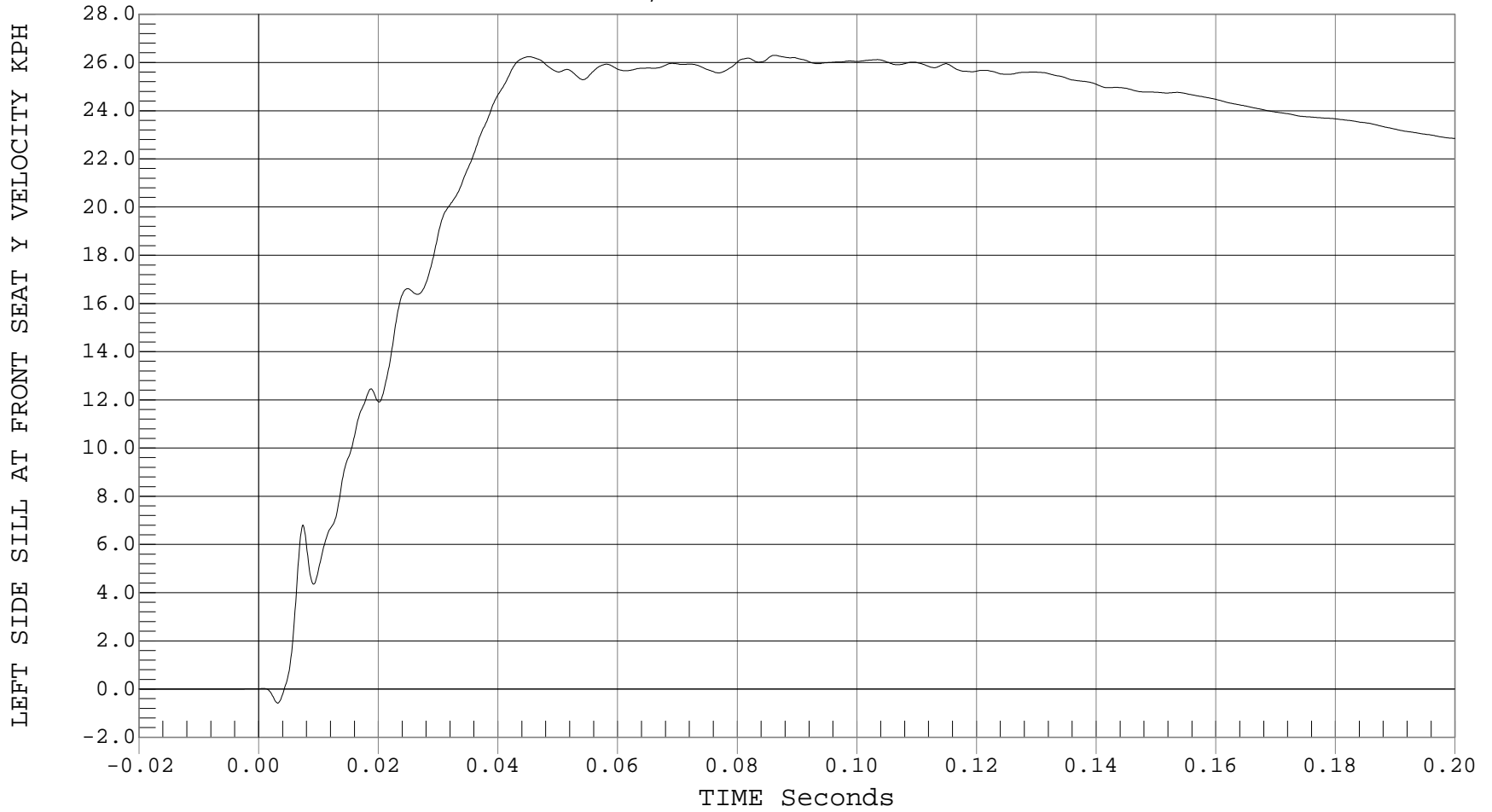
### LEFT SIDE SILL AT FRONT SEAT Y VELOCITY

Test Desc.: 38 MPH SIDE NCAP IMPACT  
Component: 2001 HONDA CIVIC 2 DOOR  
Other Info:

Test Date: 11-01-00  
Speed: 38.3 MPH, 61.6 KPH  
Filter Class: 180

— 1 LEFT SIDE SILL AT FRONT SEAT Y VELOCITY, B00092AI.V21

Ymin = -0.58 KPH @ 0.0032 Seconds, Ymax = 26.3 KPH @ 0.0863 Seconds





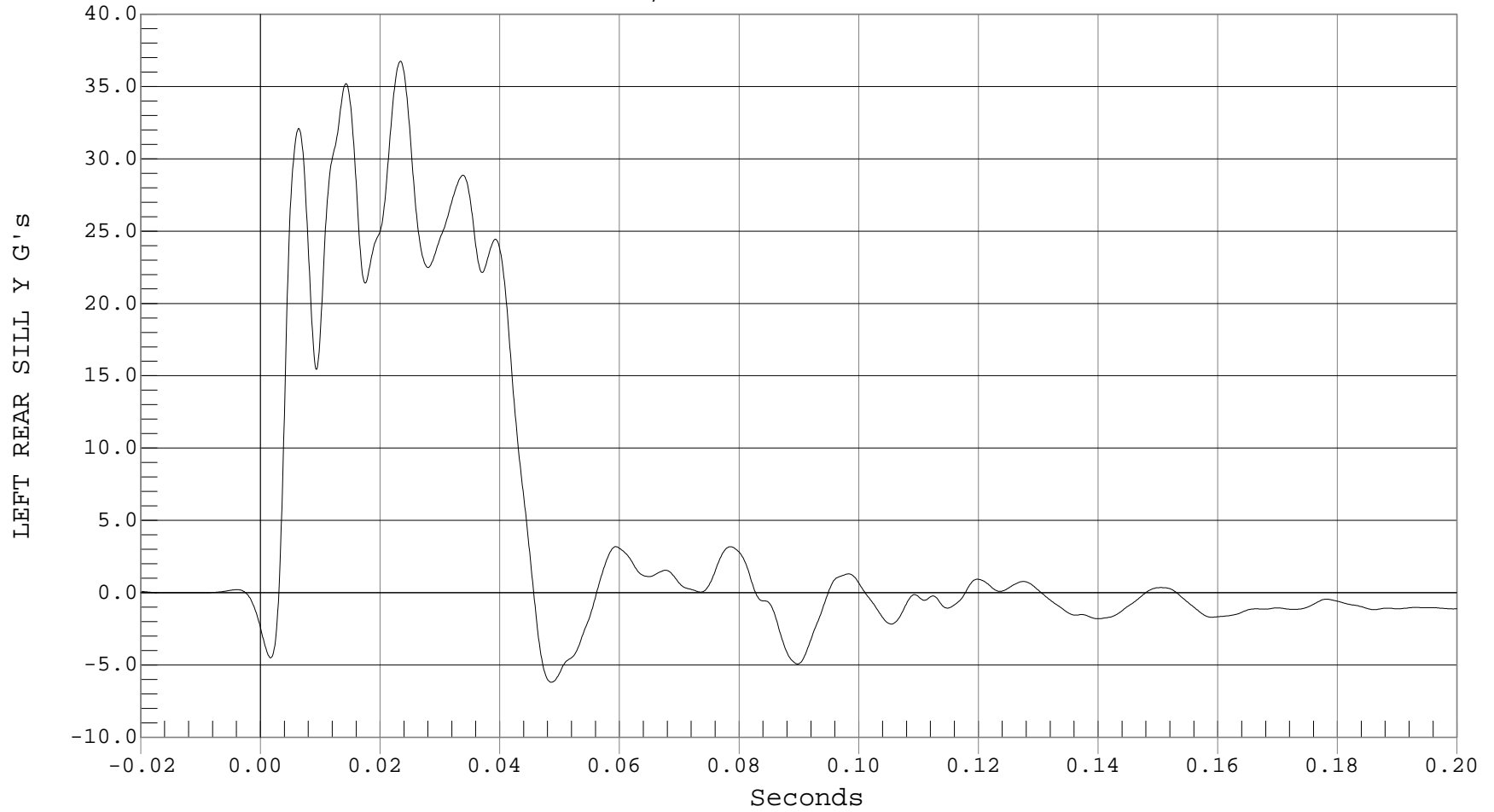
### LEFT SIDE SILL AT REAR SEAT Y ACCELERATION

Test Desc.: 38 MPH SIDE NCAP IMPACT  
Component: 2001 HONDA CIVIC 2 DOOR  
Other Info:

Test Date: 11-01-00  
Speed: 38.3 MPH, 61.6 KPH  
Filter Class: 60

— 1 LEFT REAR SILL Y, B00092AF.A22

Ymin = -6.2 G's @ 0.0486 Seconds, Ymax = 36.76 G's @ 0.0234 Seconds





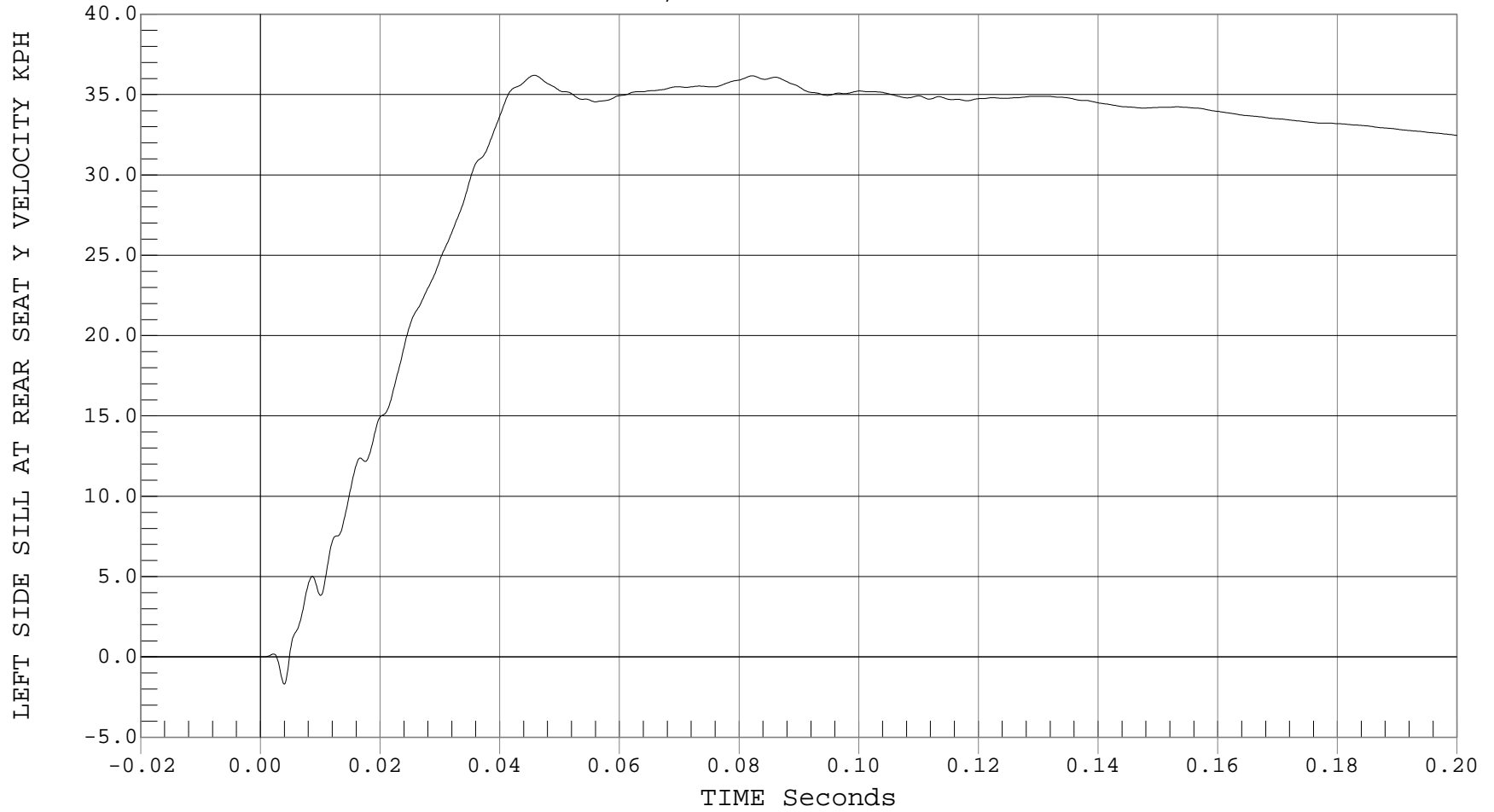
### LEFT SIDE SILL AT REAR SEAT Y VELOCITY

Test Desc.: 38 MPH SIDE NCAP IMPACT  
Component: 2001 HONDA CIVIC 2 DOOR  
Other Info:

Test Date: 11-01-00  
Speed: 38.3 MPH, 61.6 KPH  
Filter Class: 180

— 1 LEFT SIDE SILL AT REAR SEAT Y VELOCITY, B00092AI.V22

Ymin = -1.69 KPH @ 0.0040 Seconds, Ymax = 36.2 KPH @ 0.0458 Seconds





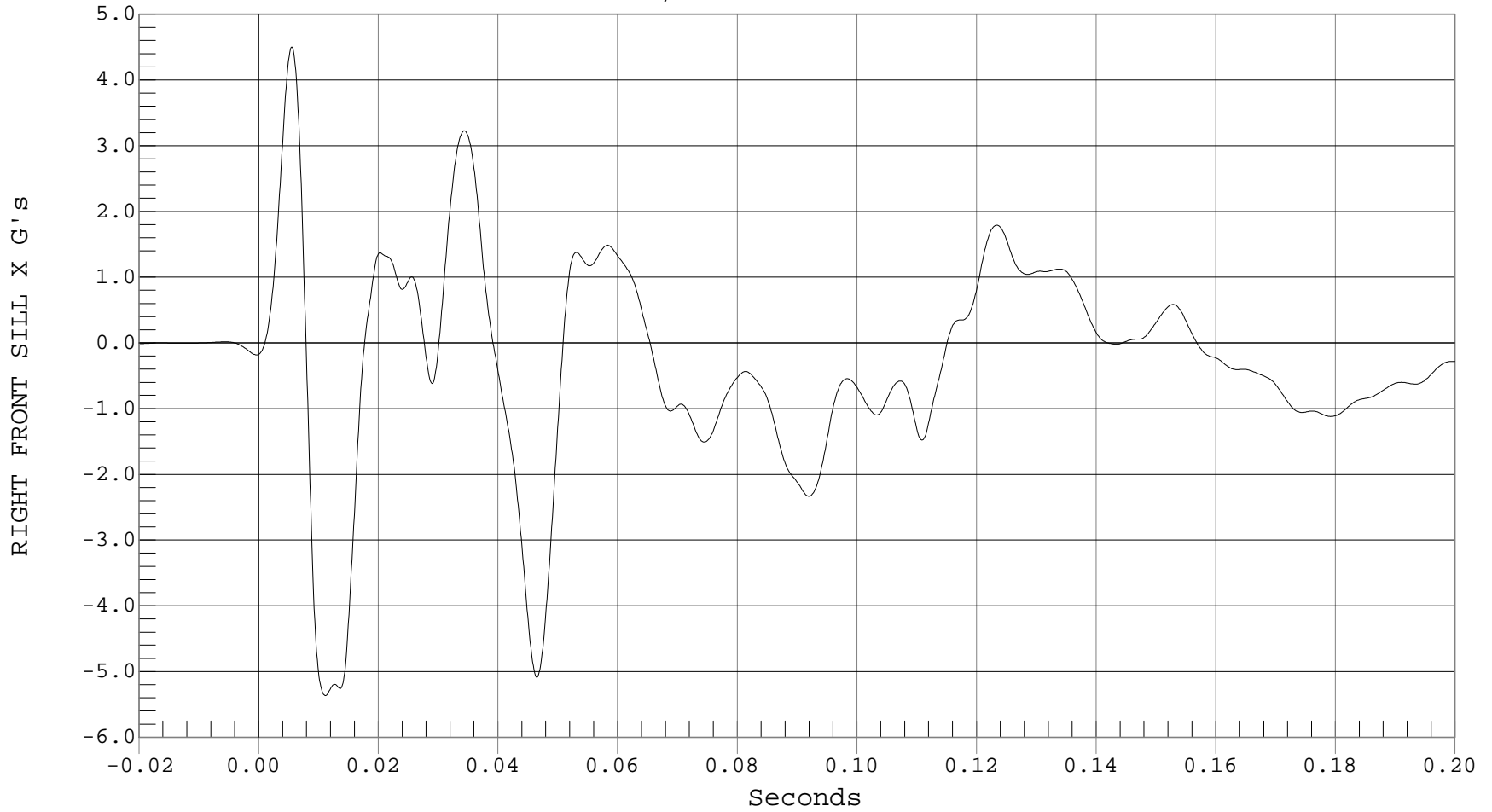
### RIGHT SIDE SILL AT FRONT SEAT X ACCELERATION

Test Desc.: 38 MPH SIDE NCAP IMPACT  
Component: 2001 HONDA CIVIC 2 DOOR  
Other Info:

Test Date: 11-01-00  
Speed: 38.3 MPH, 61.6 KPH  
Filter Class: 60

— 1 RIGHT FRONT SILL X, B00092AF.A15

Ymin = -5.36 G's @ 0.0112 Seconds, Ymax = 4.5 G's @ 0.0055 Seconds





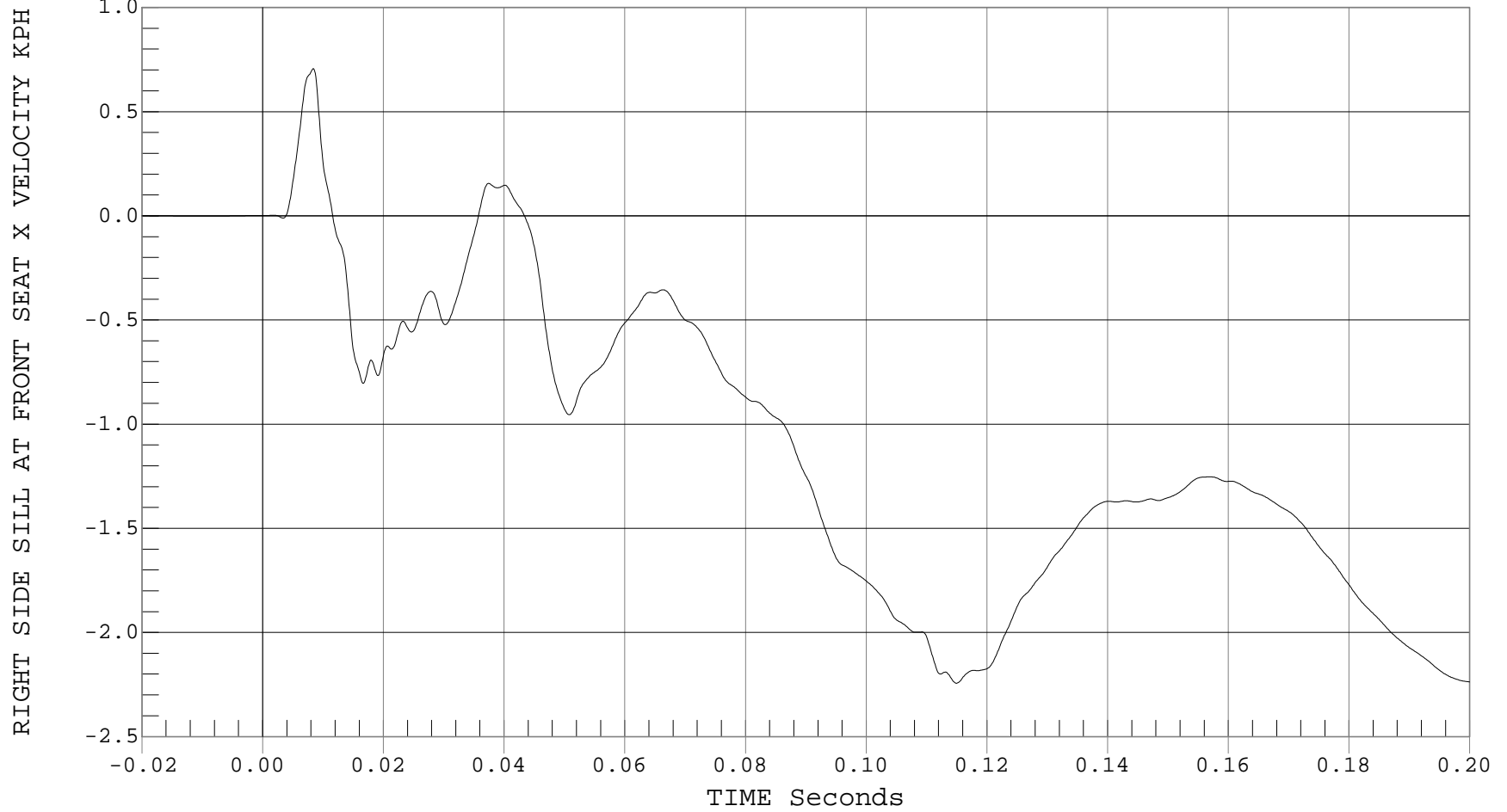
RIGHT SIDE SILL AT FRONT SEAT X VELOCITY

Test Desc.: 38 MPH SIDE NCAP IMPACT  
Component: 2001 HONDA CIVIC 2 DOOR  
Other Info:

Test Date: 11-01-00  
Speed: 38.3 MPH, 61.6 KPH  
Filter Class: 180

— 1 RIGHT SIDE SILL AT FRONT SEAT X VELOCITY, B00092AI.V15

Ymin = -2.24 KPH @ 0.1149 Seconds, Ymax = .71 KPH @ 0.0084 Seconds





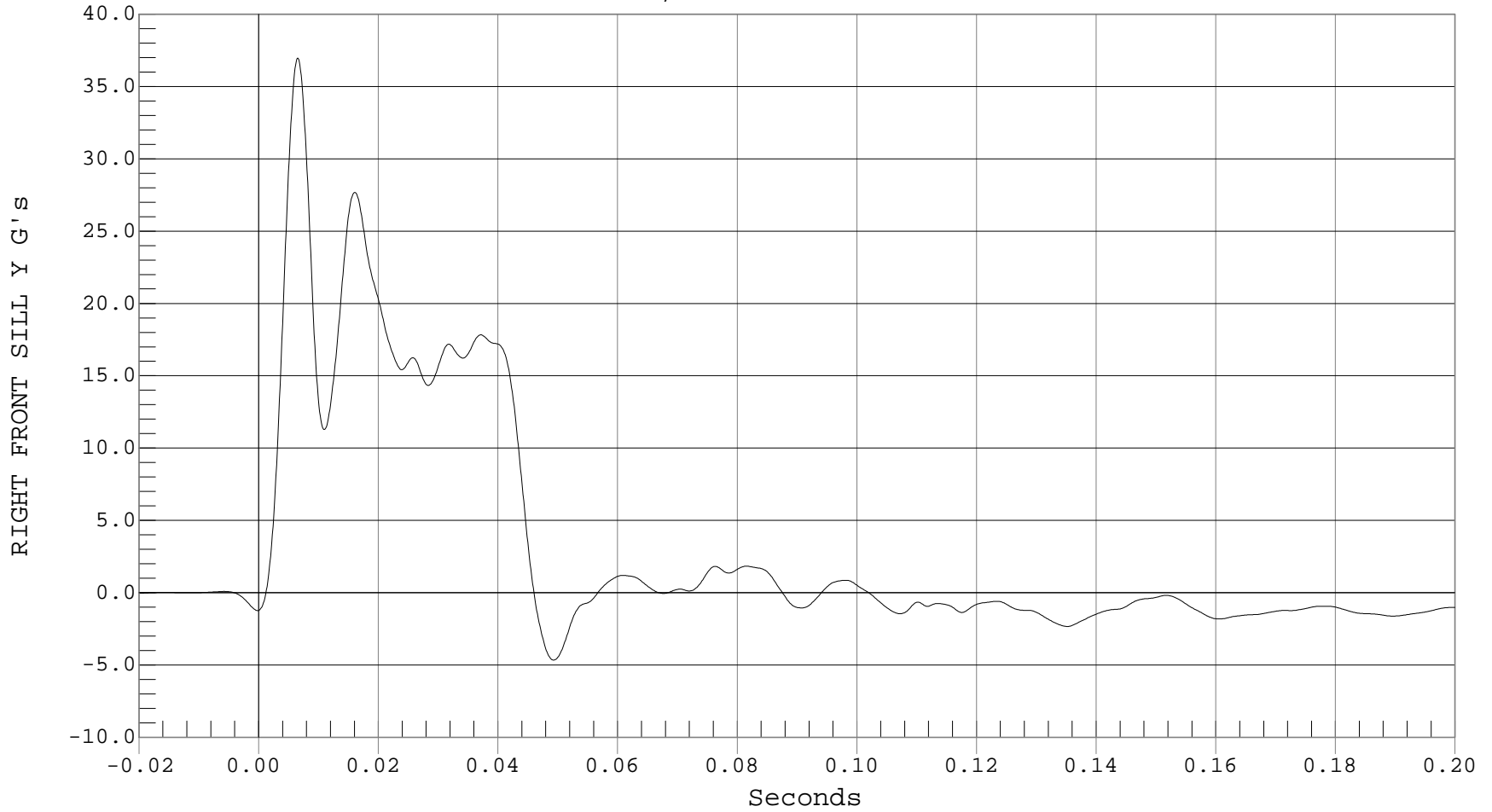
### RIGHT SIDE SILL AT FRONT SEAT Y ACCELERATION

Test Desc.: 38 MPH SIDE NCAP IMPACT  
Component: 2001 HONDA CIVIC 2 DOOR  
Other Info:

Test Date: 11-01-00  
Speed: 38.3 MPH, 61.6 KPH  
Filter Class: 60

— 1 RIGHT FRONT SILL Y, B00092AF.A16

Ymin = -4.67 G's @ 0.0493 Seconds, Ymax = 36.97 G's @ 0.0065 Seconds





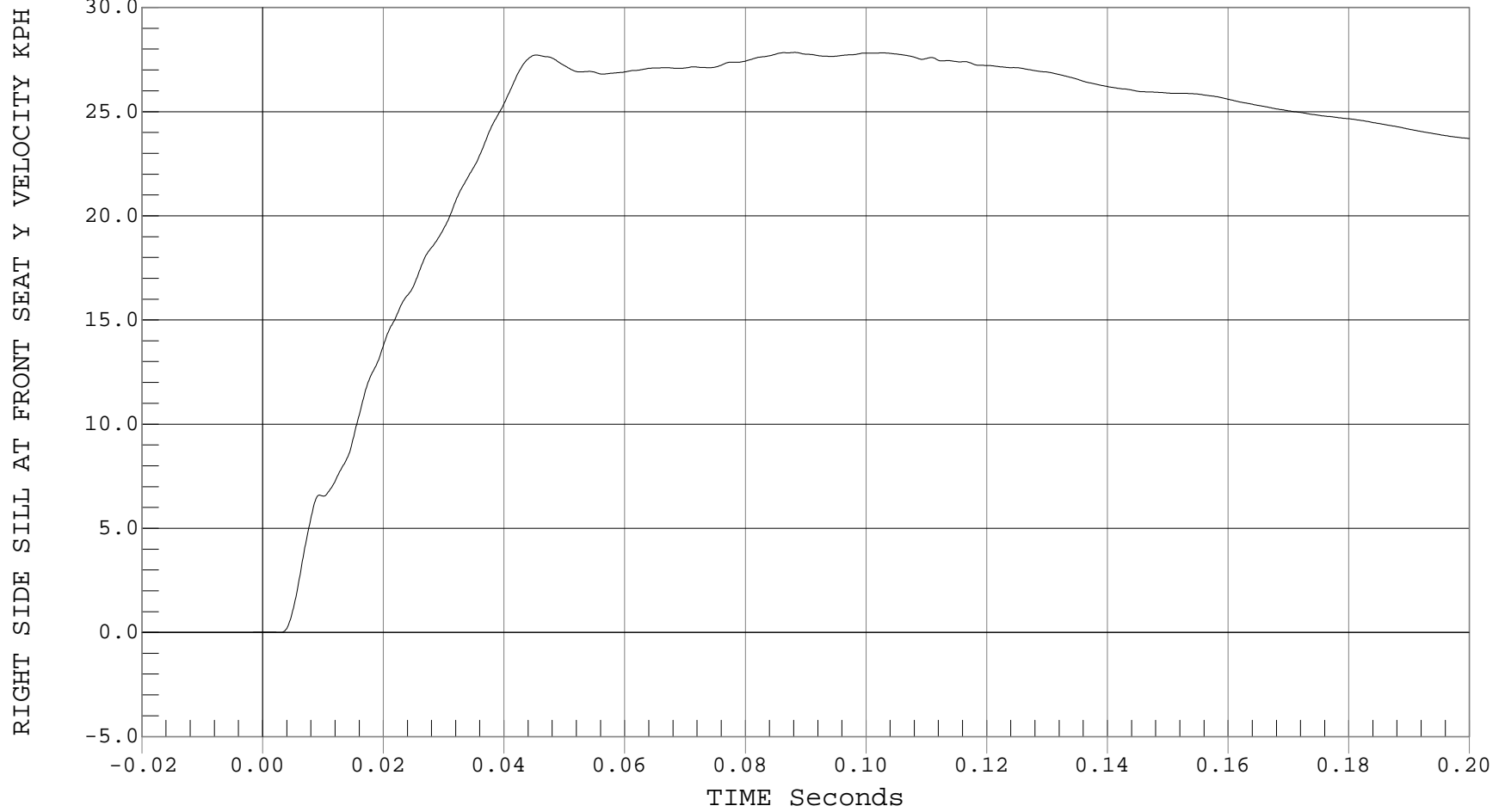
### RIGHT SIDE SILL AT FRONT SEAT Y VELOCITY

Test Desc.: 38 MPH SIDE NCAP IMPACT  
Component: 2001 HONDA CIVIC 2 DOOR  
Other Info:

Test Date: 11-01-00  
Speed: 38.3 MPH, 61.6 KPH  
Filter Class: 180

— 1 RIGHT SIDE SILL AT FRONT SEAT Y VELOCITY, B00092AI.V16

Ymin = 0 KPH @ 0.0029 Seconds, Ymax = 27.85 KPH @ 0.0882 Seconds





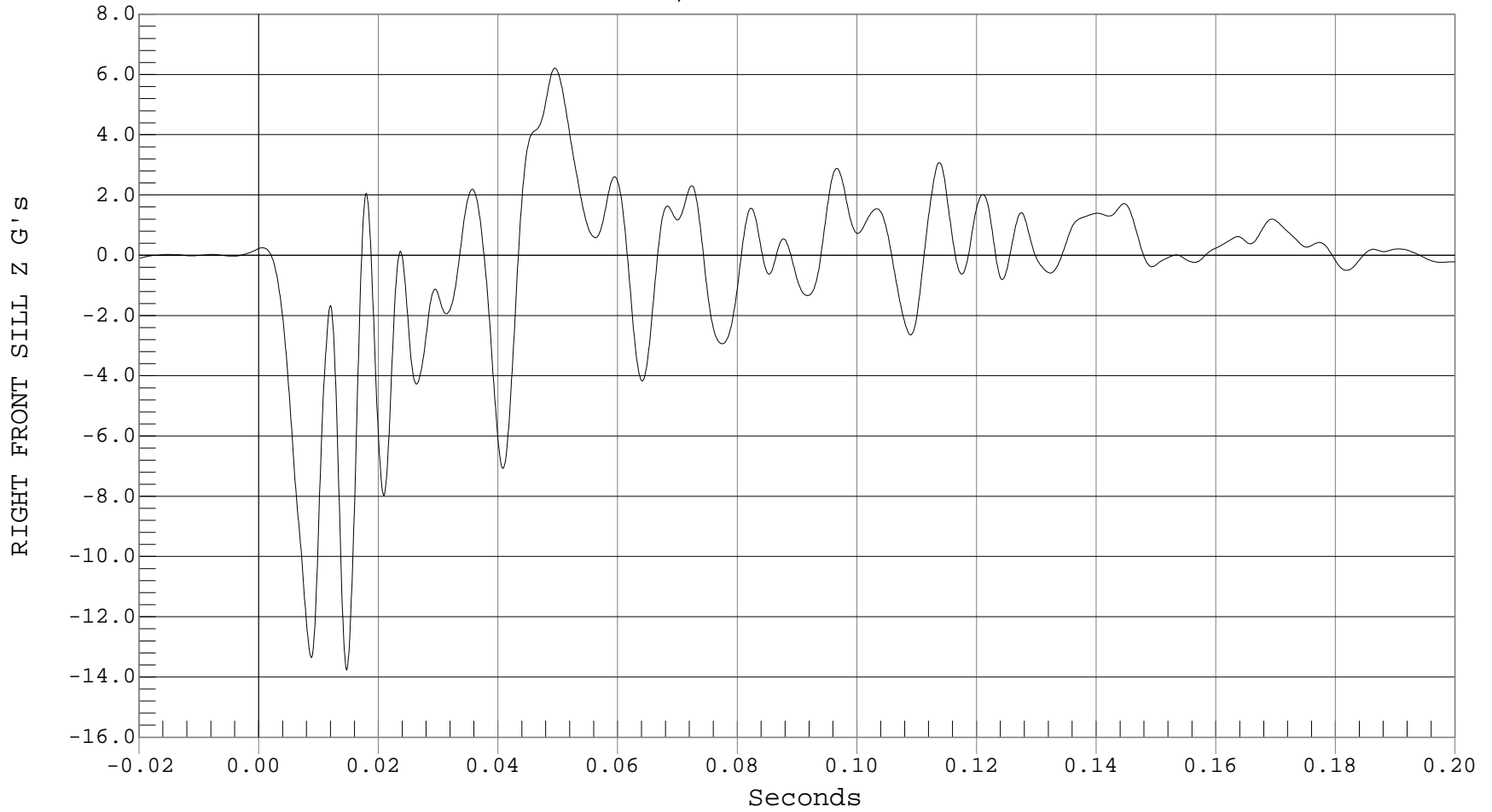
### RIGHT SIDE SILL AT FRONT SEAT Z ACCELERATION

Test Desc.: 38 MPH SIDE NCAP IMPACT  
Component: 2001 HONDA CIVIC 2 DOOR  
Other Info:

Test Date: 11-01-00  
Speed: 38.3 MPH, 61.6 KPH  
Filter Class: 60

— 1 RIGHT FRONT SILL Z, B00092AF.A17

Ymin = -13.77 G's @ 0.0147 Seconds, Ymax = 6.21 G's @ 0.0495 Seconds





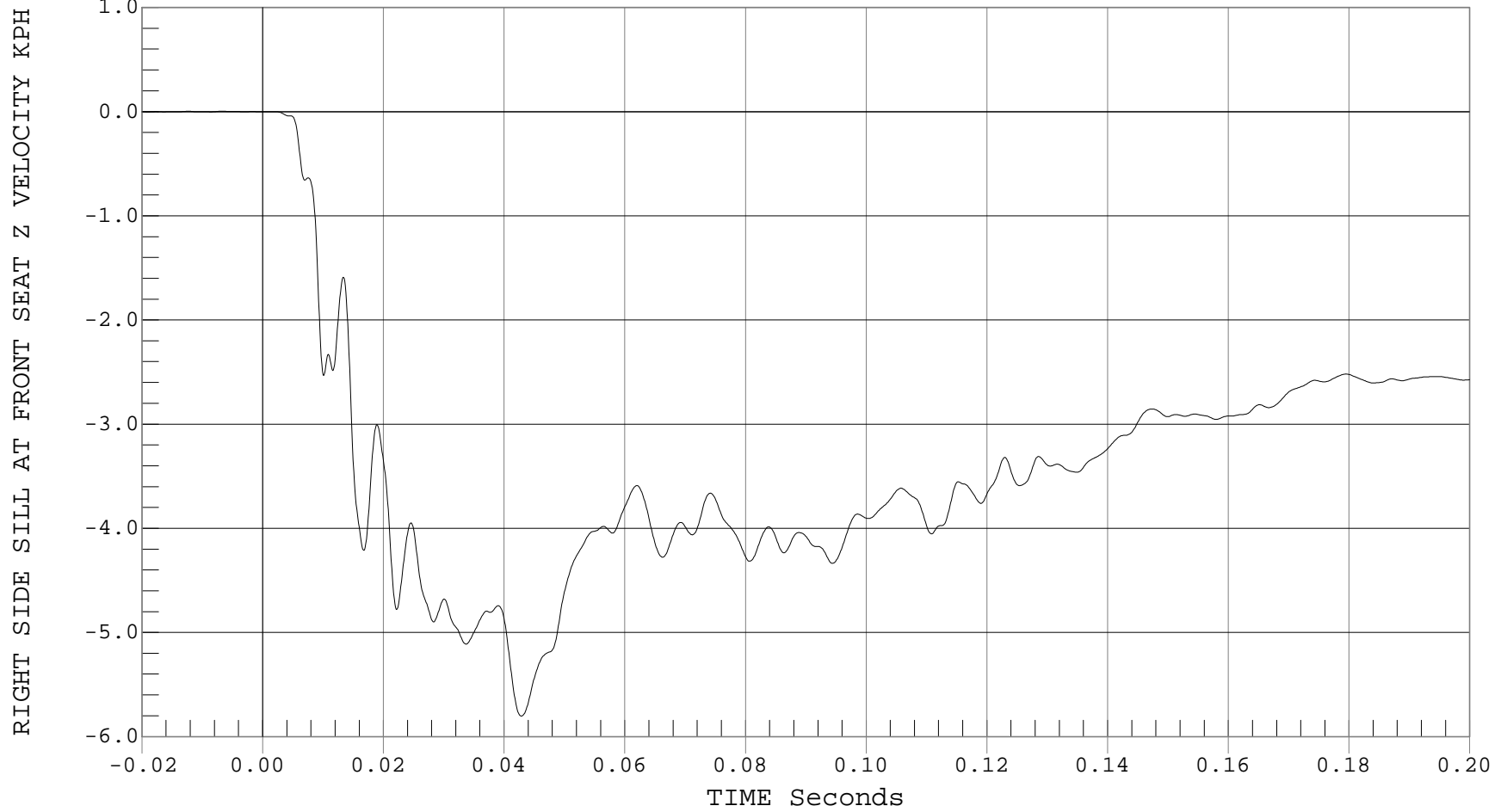
### RIGHT SIDE SILL AT FRONT SEAT Z VELOCITY

Test Desc.: 38 MPH SIDE NCAP IMPACT  
Component: 2001 HONDA CIVIC 2 DOOR  
Other Info:

Test Date: 11-01-00  
Speed: 38.3 MPH, 61.6 KPH  
Filter Class: 180

— 1 RIGHT SIDE SILL AT FRONT SEAT Z VELOCITY, B00092AI.V17

Ymin = -5.8 KPH @ 0.0429 Seconds, Ymax = 0 KPH @ -0.0068 Seconds





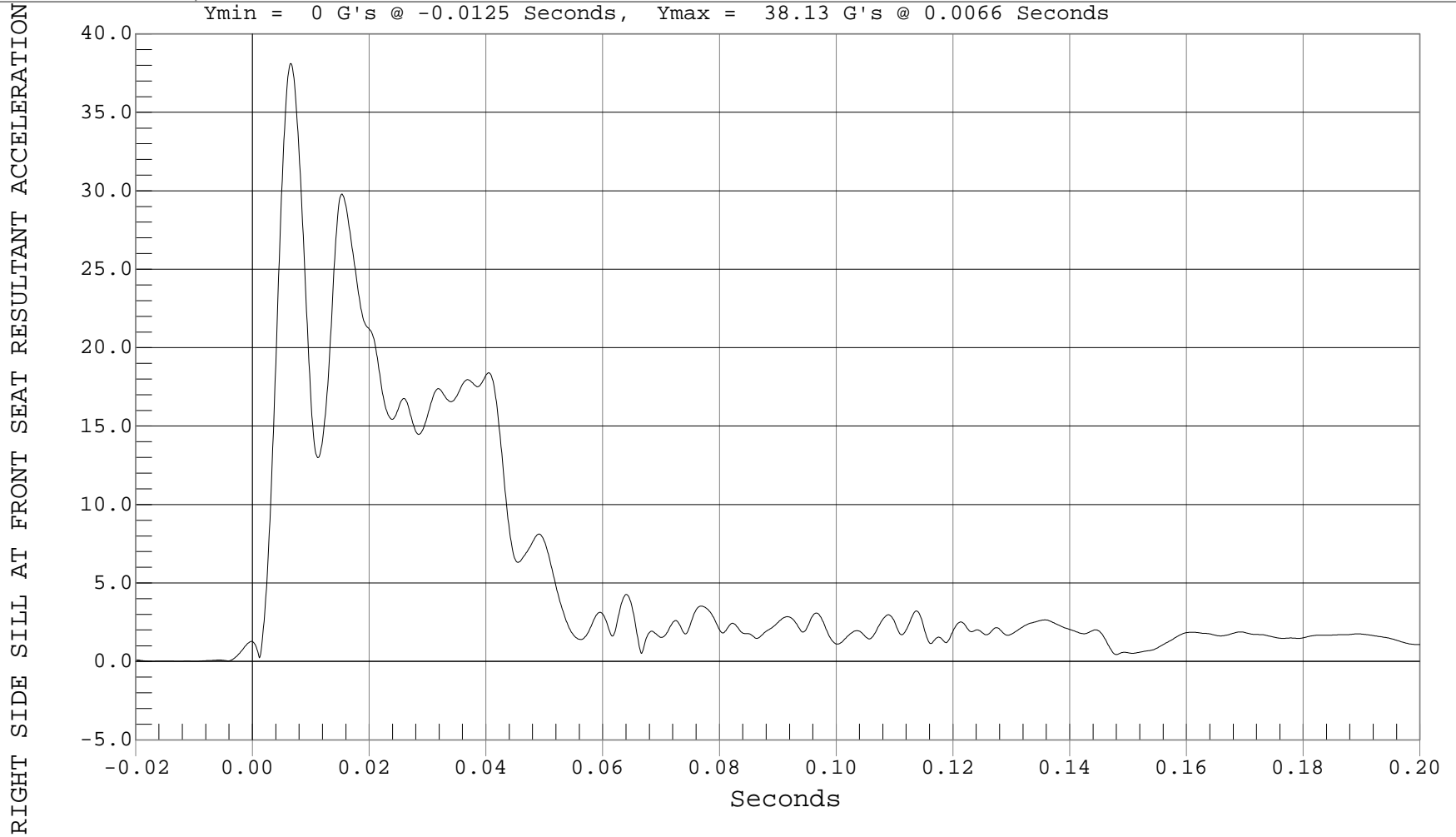
### RIGHT SIDE SILL AT FRONT SEAT RESULTANT ACCELERATION

Test Desc.: 38 MPH SIDE NCAP IMPACT  
Component: 2001 HONDA CIVIC 2 DOOR  
Other Info:

Test Date: 11-01-00  
Speed: 38.3 MPH, 61.6 KPH  
Filter Class: 60

— 1 RIGHT SIDE SILL AT FRONT SEAT RESULTANT ACCELERATION, B00092AV.A15

Ymin = 0 G's @ -0.0125 Seconds, Ymax = 38.13 G's @ 0.0066 Seconds





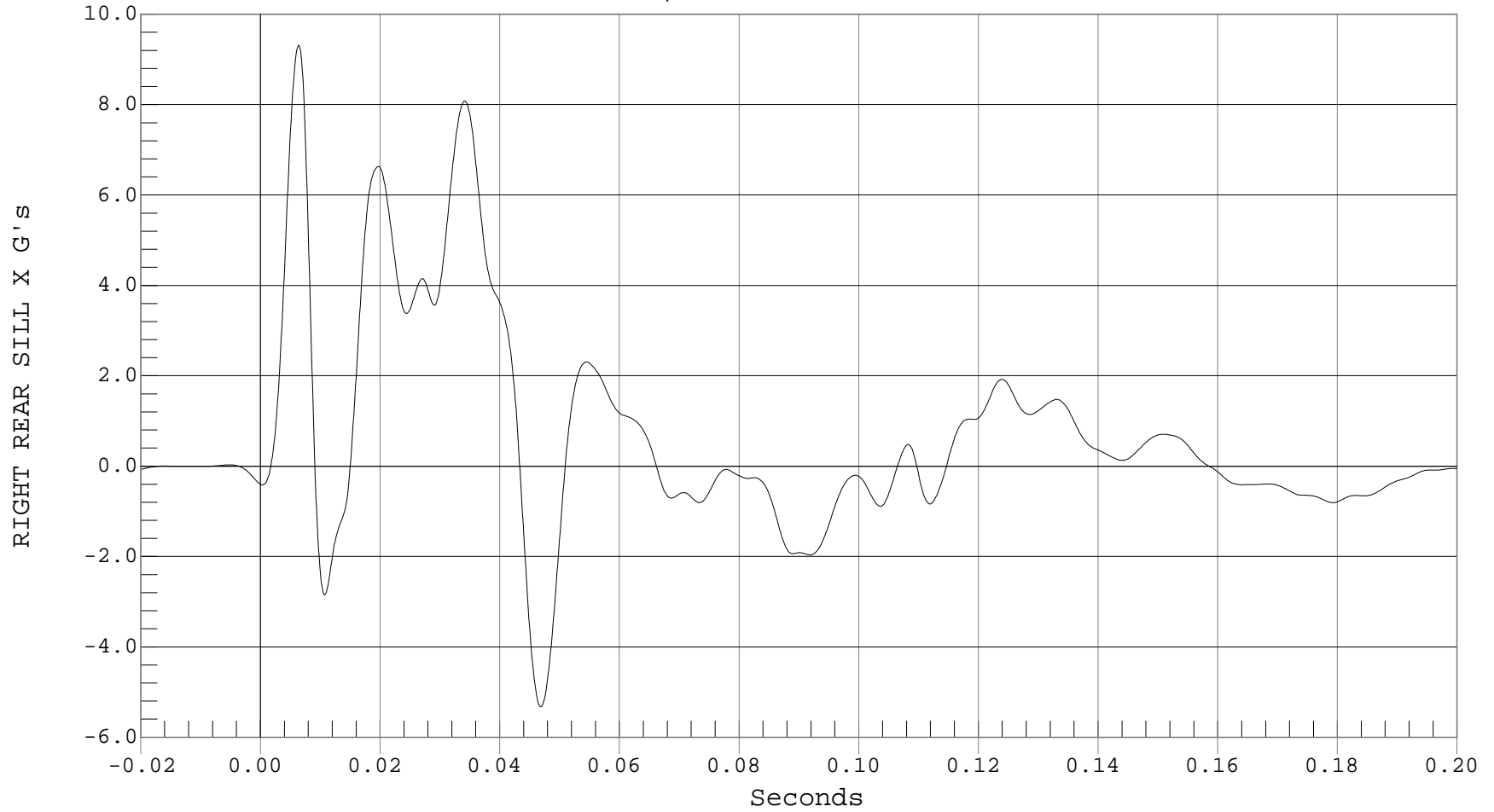
RIGHT SIDE SILL AT REAR SEAT X ACCELERATION

Test Desc.: 38 MPH SIDE NCAP IMPACT  
Component: 2001 HONDA CIVIC 2 DOOR  
Other Info:

Test Date: 11-01-00  
Speed: 38.3 MPH, 61.6 KPH  
Filter Class: 60

— 1 RIGHT REAR SILL X, B00092AF.A18

Ymin = -5.33 G's @ 0.0469 Seconds, Ymax = 9.32 G's @ 0.0064 Seconds





### RIGHT SIDE SILL AT REAR SEAT X VELOCITY

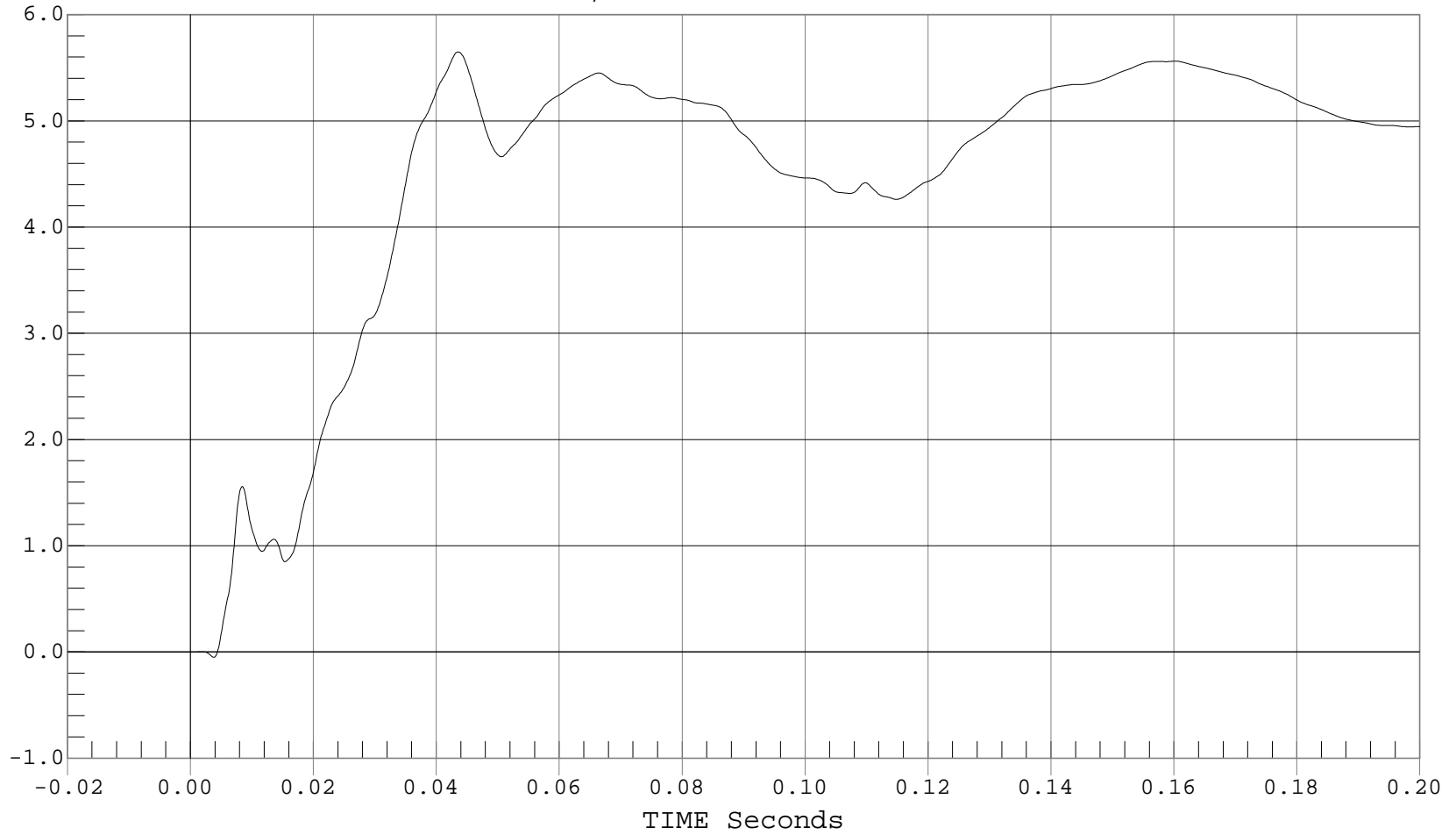
Test Desc.: 38 MPH SIDE NCAP IMPACT  
Component: 2001 HONDA CIVIC 2 DOOR  
Other Info:

Test Date: 11-01-00  
Speed: 38.3 MPH, 61.6 KPH  
Filter Class: 180

— 1 RIGHT SIDE SILL AT REAR SEAT X VELOCITY, B00092AI.V18

Ymin = -.05 KPH @ 0.0038 Seconds, Ymax = 5.65 KPH @ 0.0436 Seconds

RIGHT SIDE SILL AT REAR SEAT X VELOCITY KPH





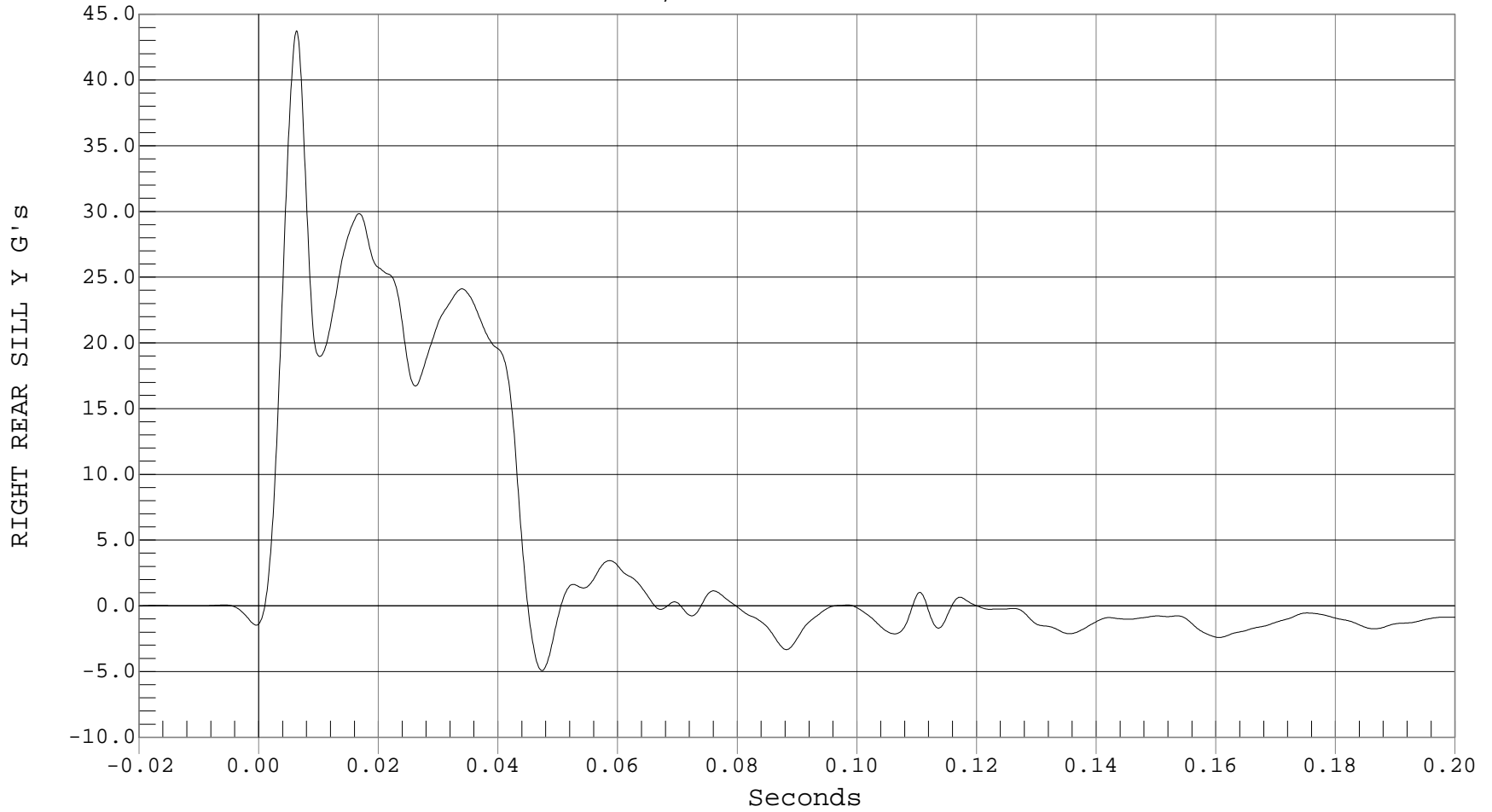
### RIGHT SIDE SILL AT REAR SEAT Y ACCELERATION

Test Desc.: 38 MPH SIDE NCAP IMPACT  
Component: 2001 HONDA CIVIC 2 DOOR  
Other Info:

Test Date: 11-01-00  
Speed: 38.3 MPH, 61.6 KPH  
Filter Class: 60

— 1 RIGHT REAR SILL Y, B00092AF.A19

Ymin = -4.92 G's @ 0.0474 Seconds, Ymax = 43.74 G's @ 0.0063 Seconds





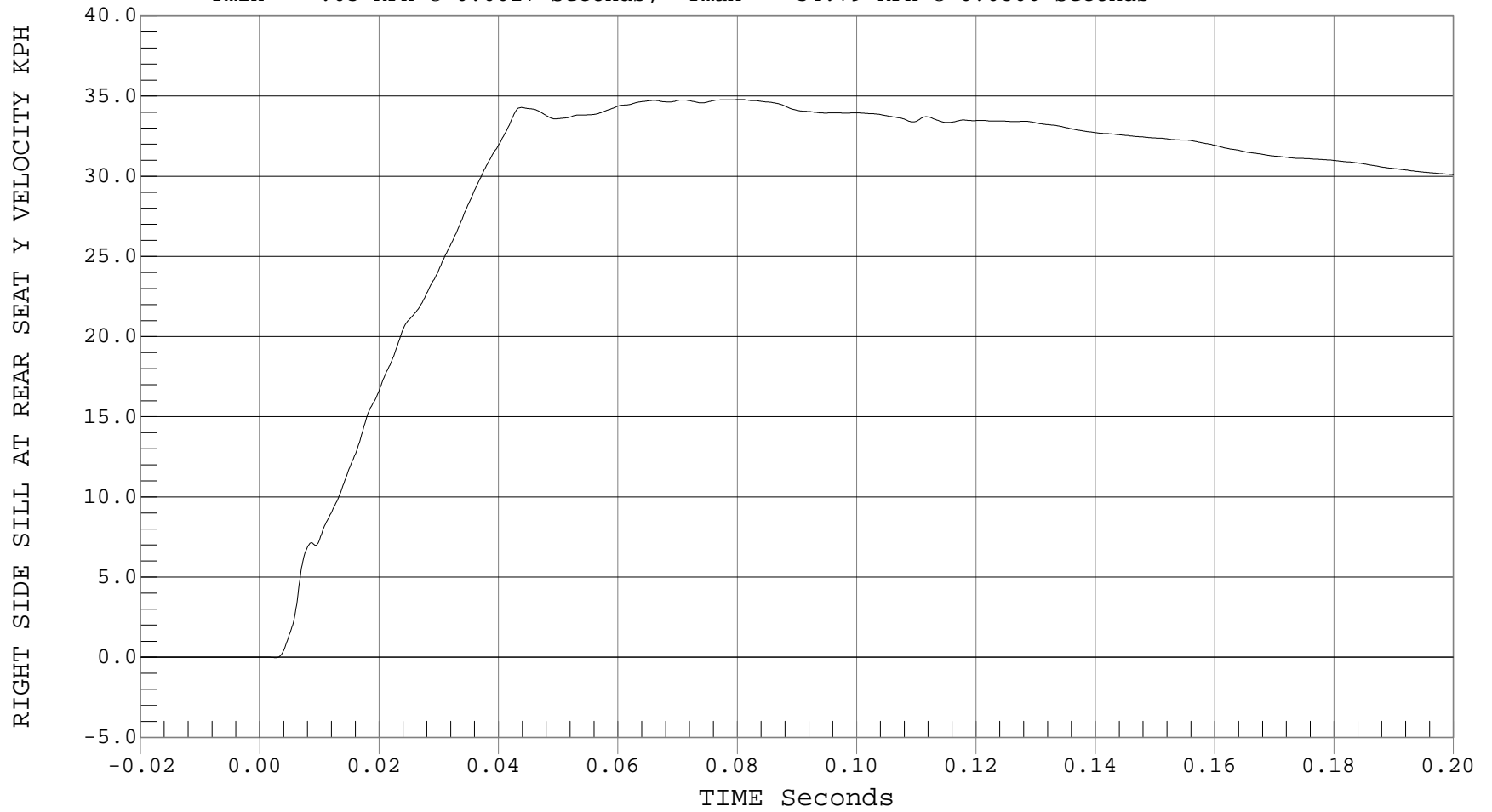
### RIGHT SIDE SILL AT REAR SEAT Y VELOCITY

Test Desc.: 38 MPH SIDE NCAP IMPACT  
Component: 2001 HONDA CIVIC 2 DOOR  
Other Info:

Test Date: 11-01-00  
Speed: 38.3 MPH, 61.6 KPH  
Filter Class: 180

— 1 RIGHT SIDE SILL AT REAR SEAT Y VELOCITY, B00092AI.V19

Ymin = -.03 KPH @ 0.0027 Seconds, Ymax = 34.79 KPH @ 0.0806 Seconds





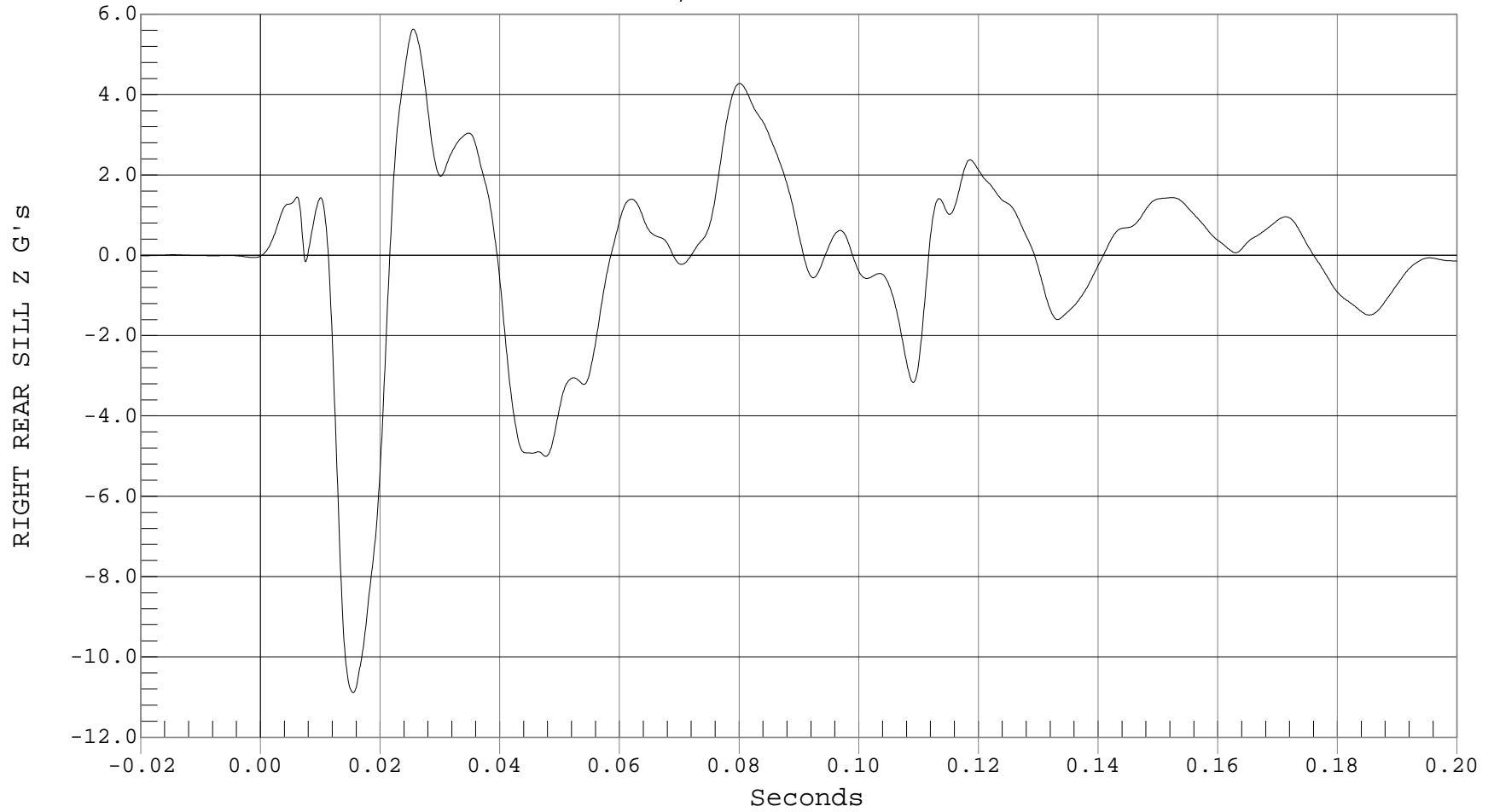
### RIGHT SIDE SILL AT REAR SEAT Z ACCELERATION

Test Desc.: 38 MPH SIDE NCAP IMPACT  
Component: 2001 HONDA CIVIC 2 DOOR  
Other Info:

Test Date: 11-01-00  
Speed: 38.3 MPH, 61.6 KPH  
Filter Class: 60

— 1 RIGHT REAR SILL Z, B00092AF.A20

Ymin = -10.89 G's @ 0.0155 Seconds, Ymax = 5.63 G's @ 0.0256 Seconds





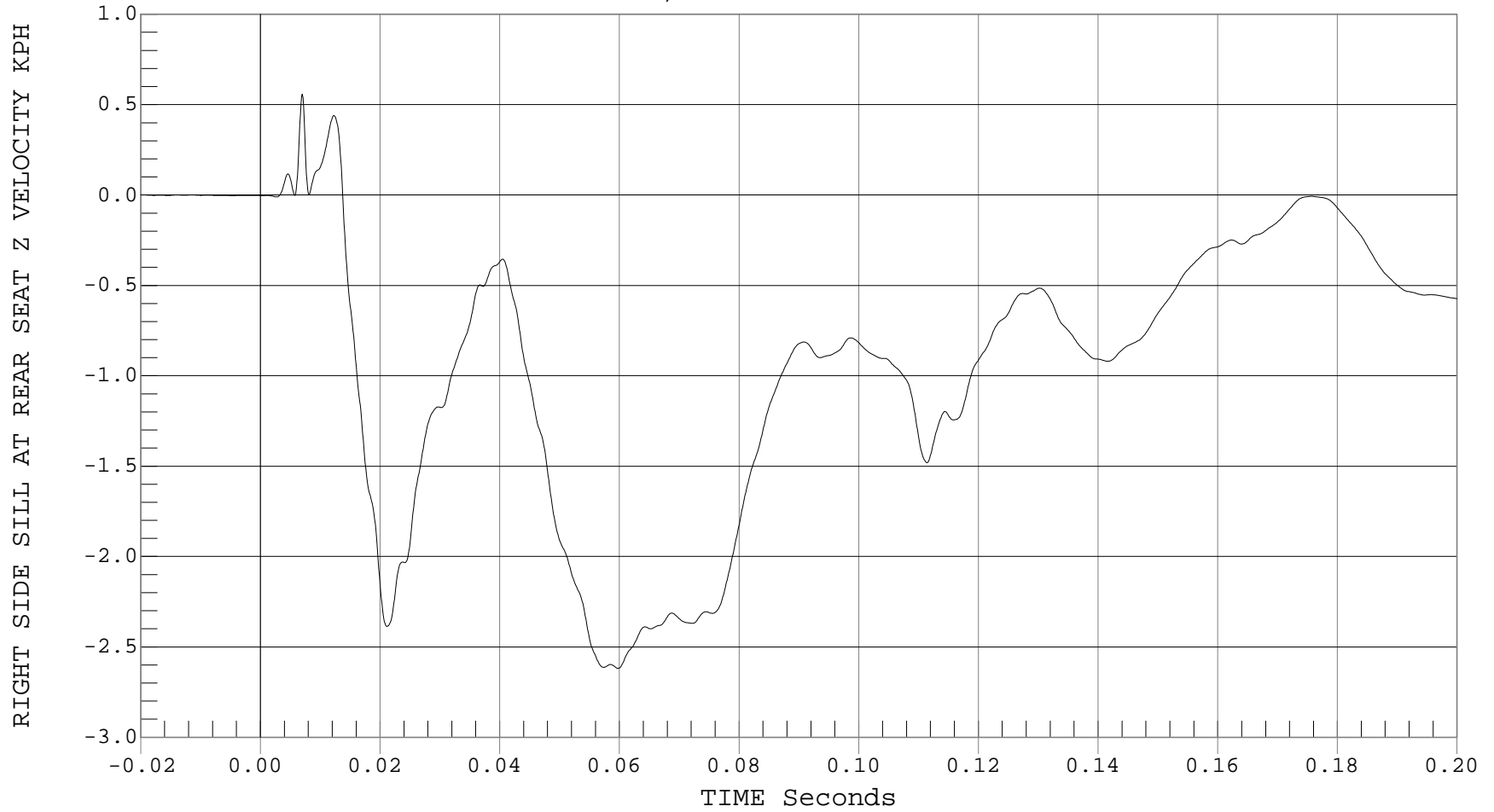
### RIGHT SIDE SILL AT REAR SEAT Z VELOCITY

Test Desc.: 38 MPH SIDE NCAP IMPACT  
Component: 2001 HONDA CIVIC 2 DOOR  
Other Info:

Test Date: 11-01-00  
Speed: 38.3 MPH, 61.6 KPH  
Filter Class: 180

— 1 RIGHT SIDE SILL AT REAR SEAT Z VELOCITY, B00092AI.V20

Ymin = -2.62 KPH @ 0.0598 Seconds, Ymax = .56 KPH @ 0.0070 Seconds





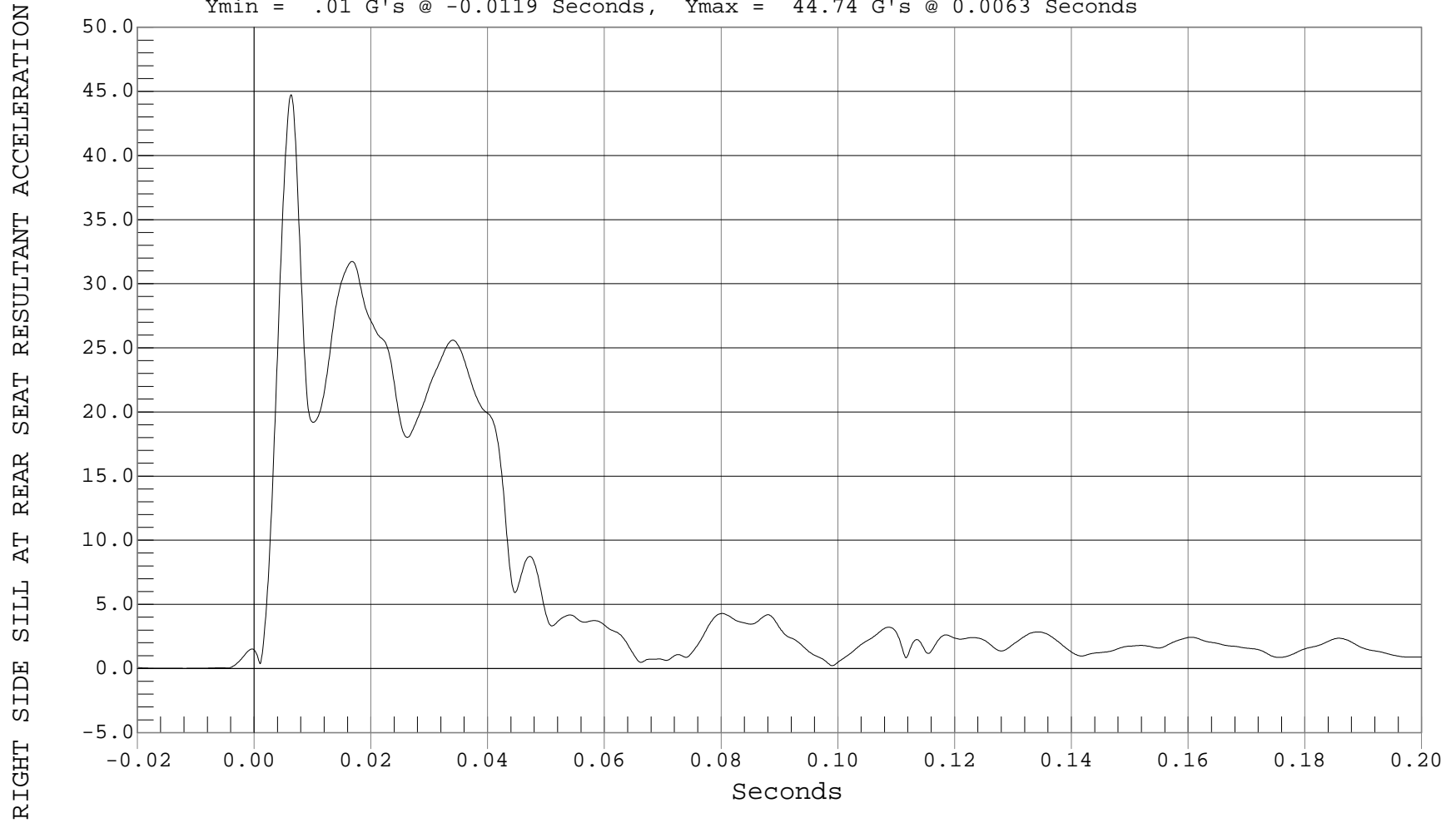
### RIGHT SIDE SILL AT REAR SEAT RESULTANT ACCELERATION

Test Desc.: 38 MPH SIDE NCAP IMPACT  
Component: 2001 HONDA CIVIC 2 DOOR  
Other Info:

Test Date: 11-01-00  
Speed: 38.3 MPH, 61.6 KPH  
Filter Class: 60

— 1 RIGHT SIDE SILL AT REAR SEAT RESULTANT ACCELERATION, B00092AV.A18

Ymin = .01 G's @ -0.0119 Seconds, Ymax = 44.74 G's @ 0.0063 Seconds





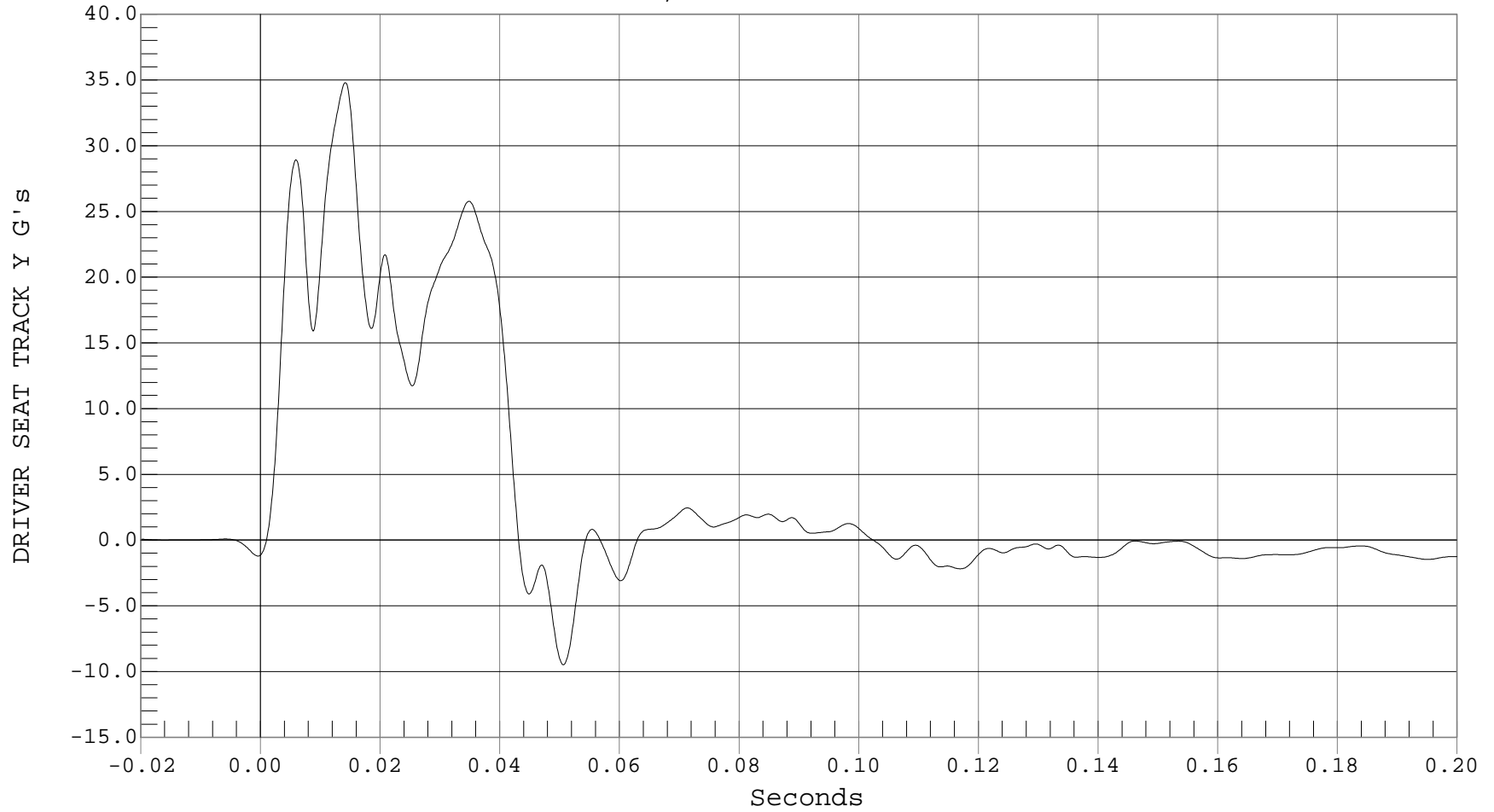
### LEFT DRIVERS SEAT TRACK Y ACCELERATION

Test Desc.: 38 MPH SIDE NCAP IMPACT  
Component: 2001 HONDA CIVIC 2 DOOR  
Other Info:

Test Date: 11-01-00  
Speed: 38.3 MPH, 61.6 KPH  
Filter Class: 60

— 1 DRIVER SEAT TRACK Y, B00092AF.A30

Ymin = -9.48 G's @ 0.0506 Seconds, Ymax = 34.8 G's @ 0.0142 Seconds





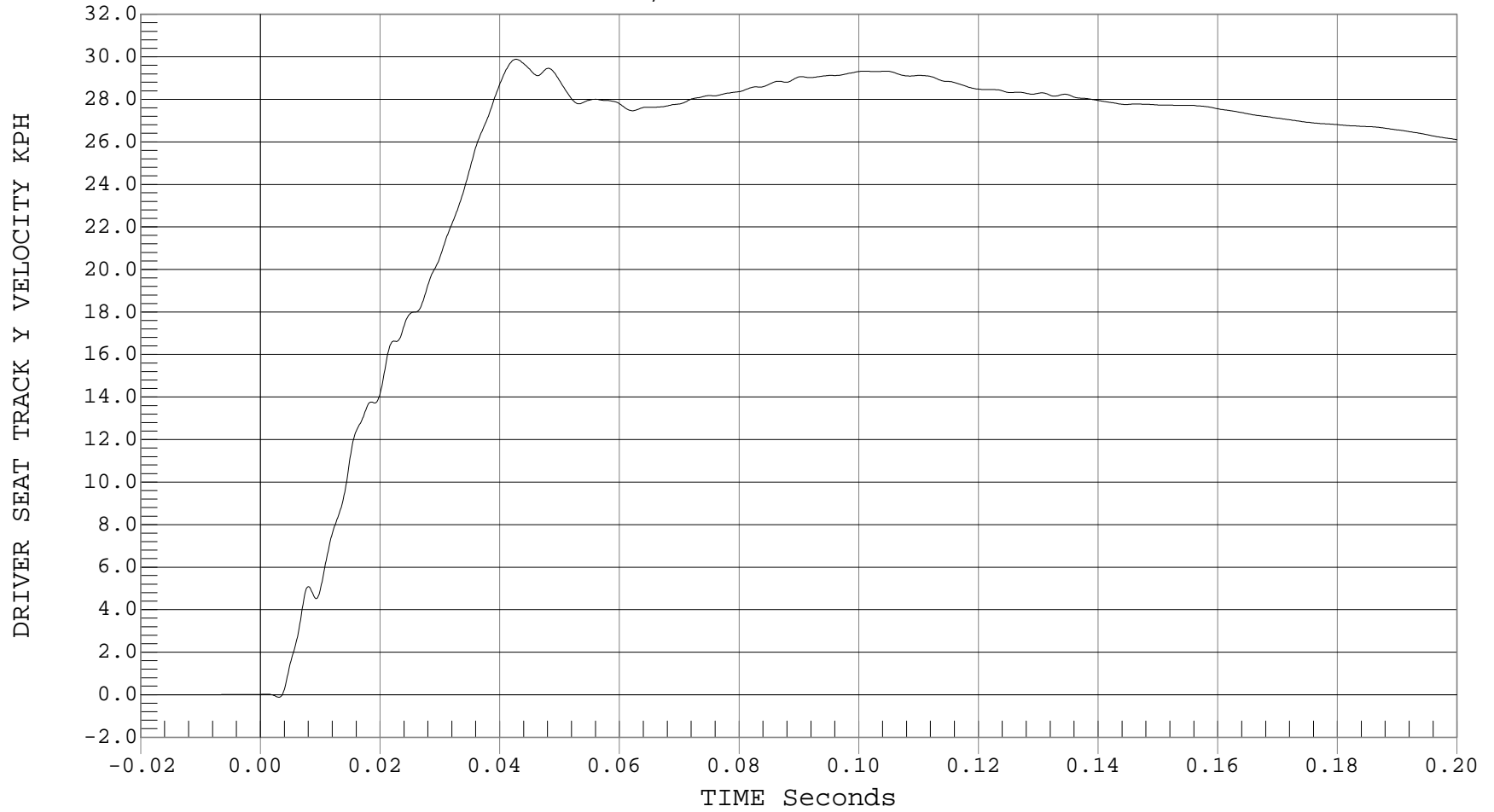
### LEFT DRIVERS SEAT TRACK Y VELOCITY

Test Desc.: 38 MPH SIDE NCAP IMPACT  
Component: 2001 HONDA CIVIC 2 DOOR  
Other Info:

Test Date: 11-01-00  
Speed: 38.3 MPH, 61.6 KPH  
Filter Class: 180

— 1 DRIVER SEAT TRACK Y VELOCITY, B00092AI.V30

Ymin = -.12 KPH @ 0.0031 Seconds, Ymax = 29.88 KPH @ 0.0427 Seconds





### REAR FLOORPAN ABOVE AXLE X ACCELERATION

Test Desc.: 38 MPH SIDE NCAP IMPACT

Test Date: 11-01-00

Component: 2001 HONDA CIVIC 2 DOOR

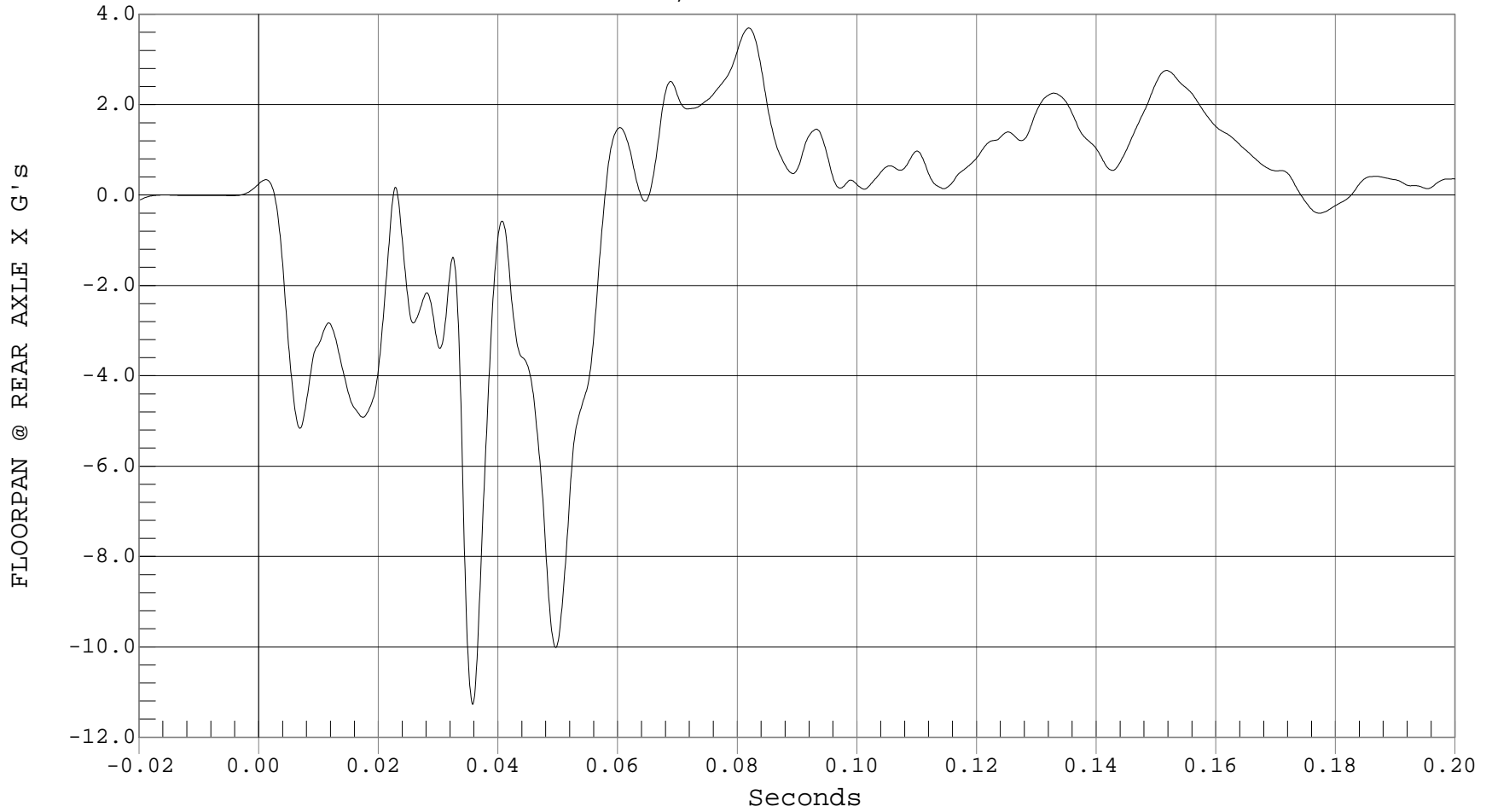
Speed: 38.3 MPH, 61.6 KPH

Other Info:

Filter Class: 60

— 1 FLOORPAN @ REAR AXLE X, B00092AF.A23

Ymin = -11.27 G's @ 0.0358 Seconds, Ymax = 3.7 G's @ 0.0819 Seconds





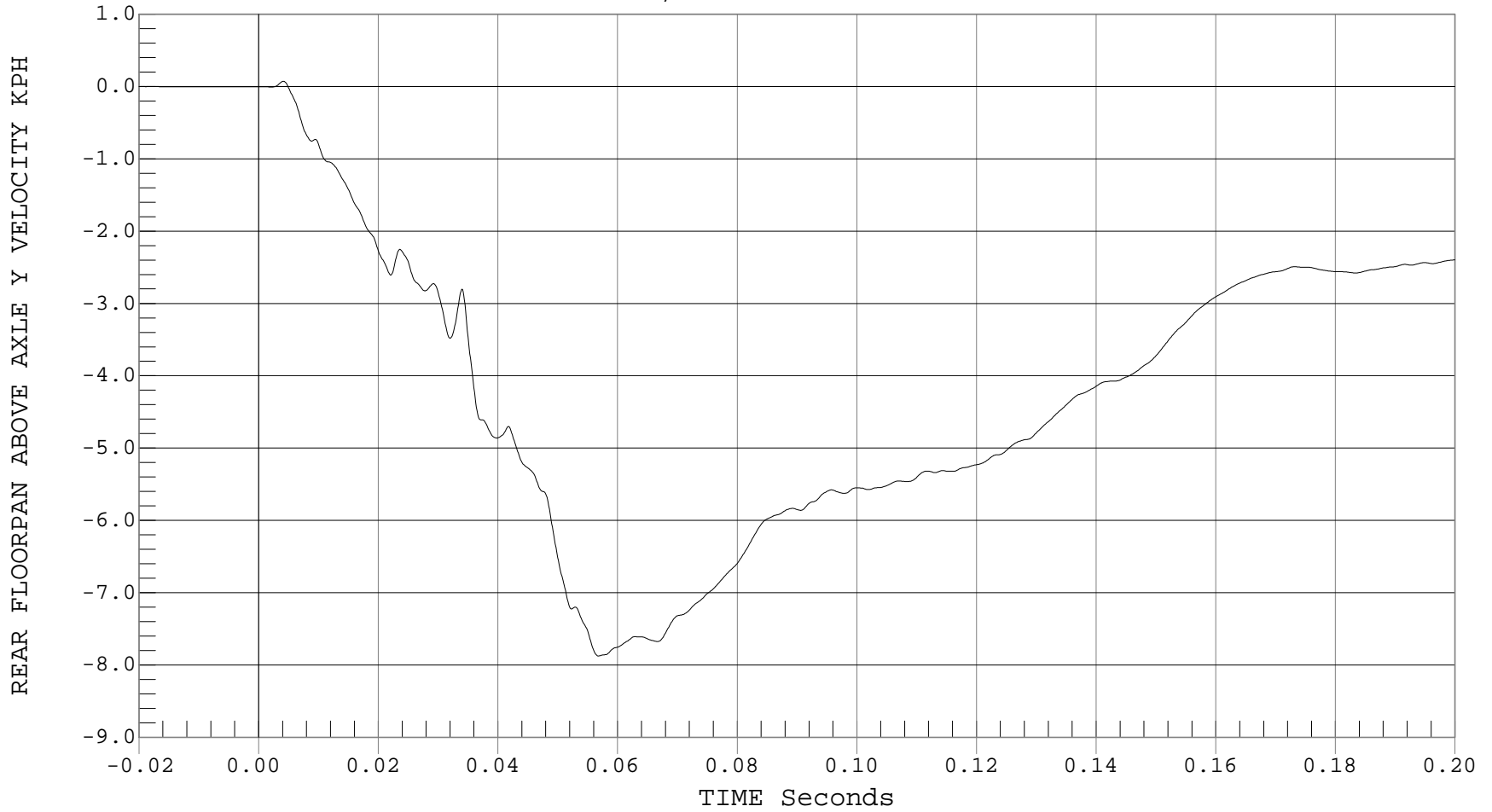
REAR FLOORPAN ABOVE AXLE X VELOCITY

Test Desc.: 38 MPH SIDE NCAP IMPACT  
Component: 2001 HONDA CIVIC 2 DOOR  
Other Info:

Test Date: 11-01-00  
Speed: 38.3 MPH, 61.6 KPH  
Filter Class: 180

— 1 REAR FLOORPAN ABOVE AXLE Y VELOCITY, B00092AI.V23

Ymin = -7.88 KPH @ 0.0568 Seconds, Ymax = .07 KPH @ 0.0042 Seconds





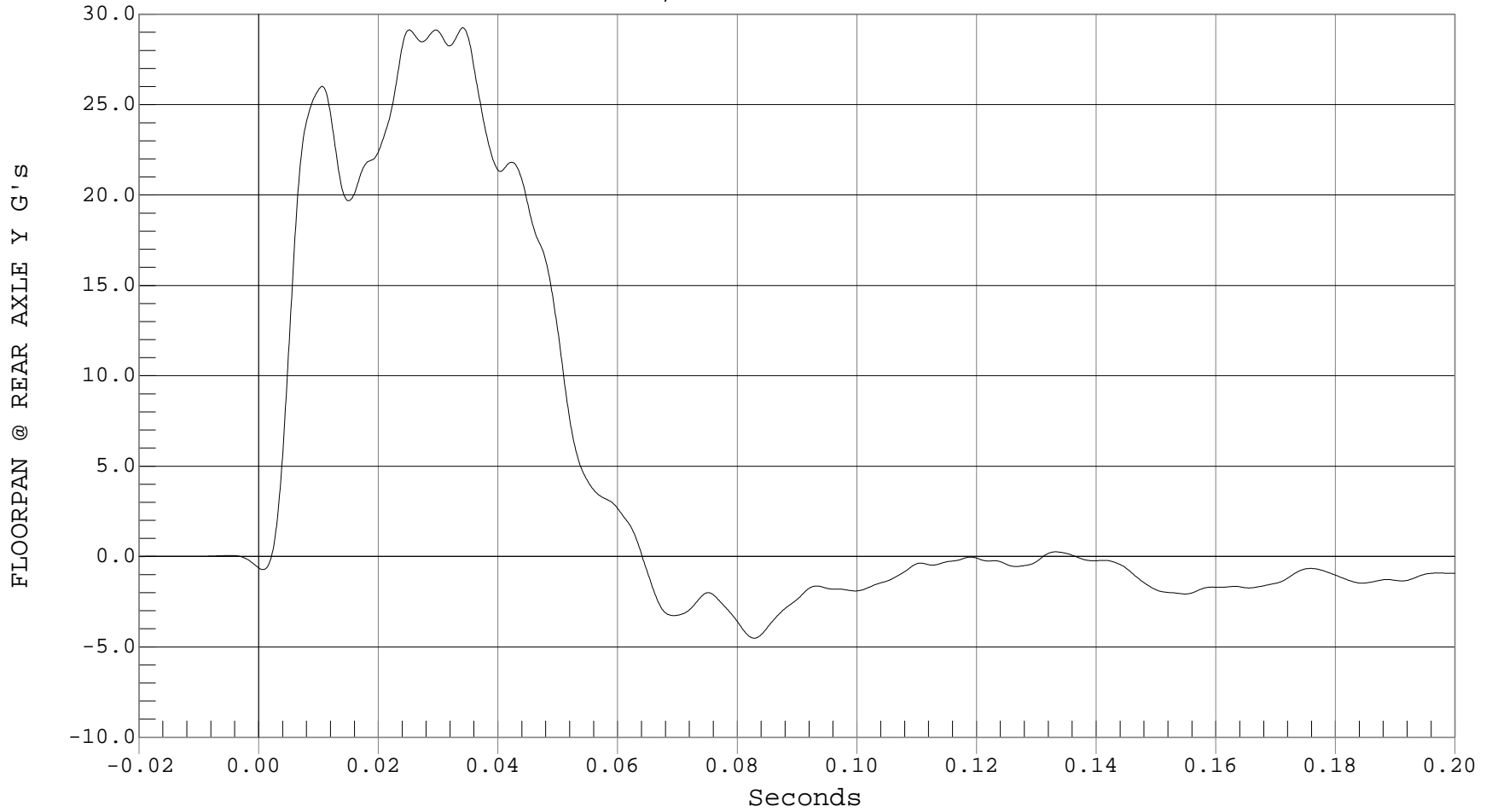
### REAR FLOORPAN ABOVE AXLE Y ACCELERATION

Test Desc.: 38 MPH SIDE NCAP IMPACT  
Component: 2001 HONDA CIVIC 2 DOOR  
Other Info:

Test Date: 11-01-00  
Speed: 38.3 MPH, 61.6 KPH  
Filter Class: 60

— 1 FLOORPAN @ REAR AXLE Y, B00092AF.A24

Ymin = -4.52 G's @ 0.0829 Seconds, Ymax = 29.26 G's @ 0.0341 Seconds





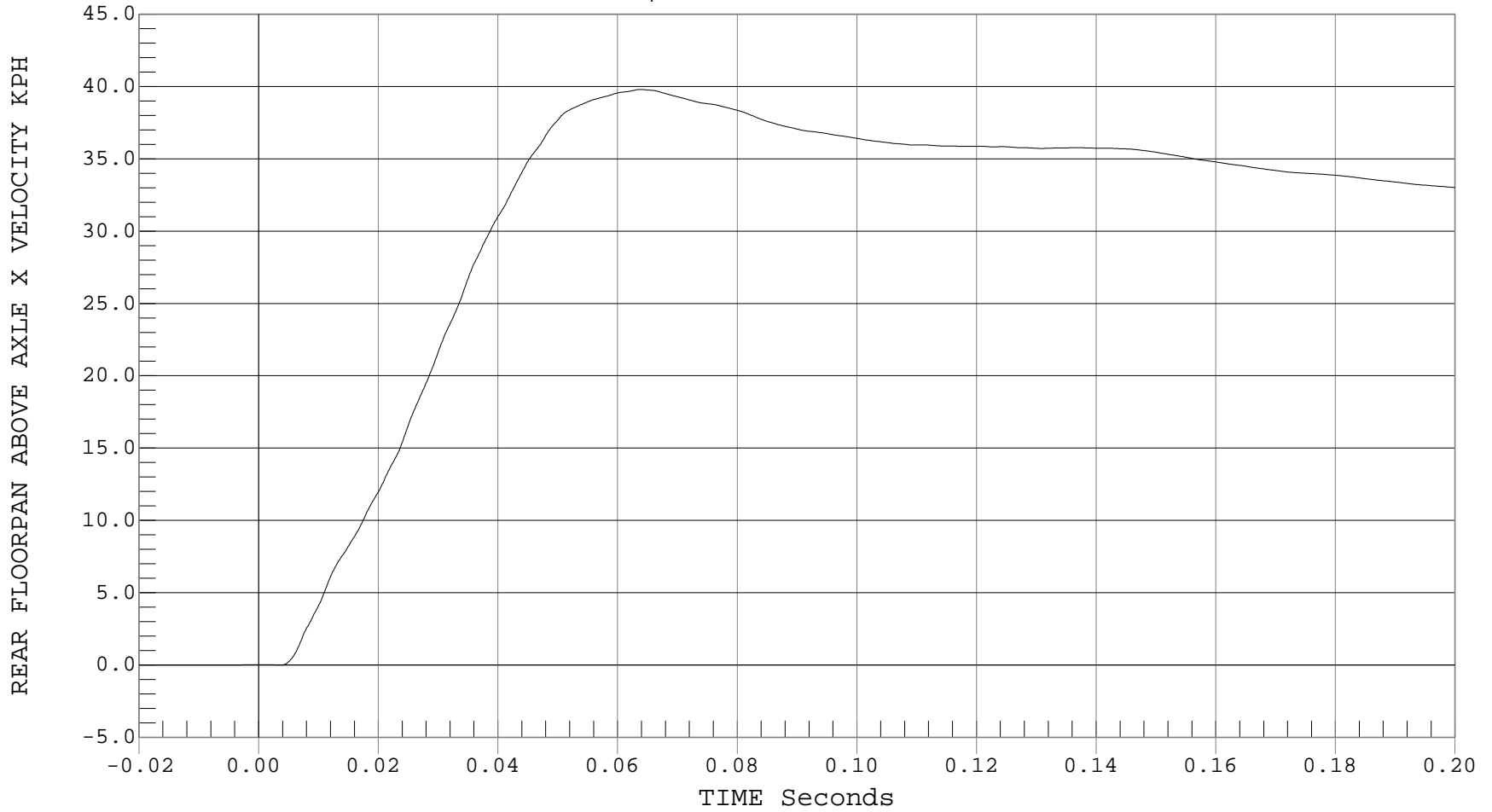
REAR FLOORPAN ABOVE AXLE Y VELOCITY

Test Desc.: 38 MPH SIDE NCAP IMPACT  
Component: 2001 HONDA CIVIC 2 DOOR  
Other Info:

Test Date: 11-01-00  
Speed: 38.3 MPH, 61.6 KPH  
Filter Class: 180

— 1 REAR FLOORPAN ABOVE AXLE X VELOCITY, B00092AI.V24

Ymin = -.01 KPH @ 0.0037 Seconds, Ymax = 39.8 KPH @ 0.0638 Seconds





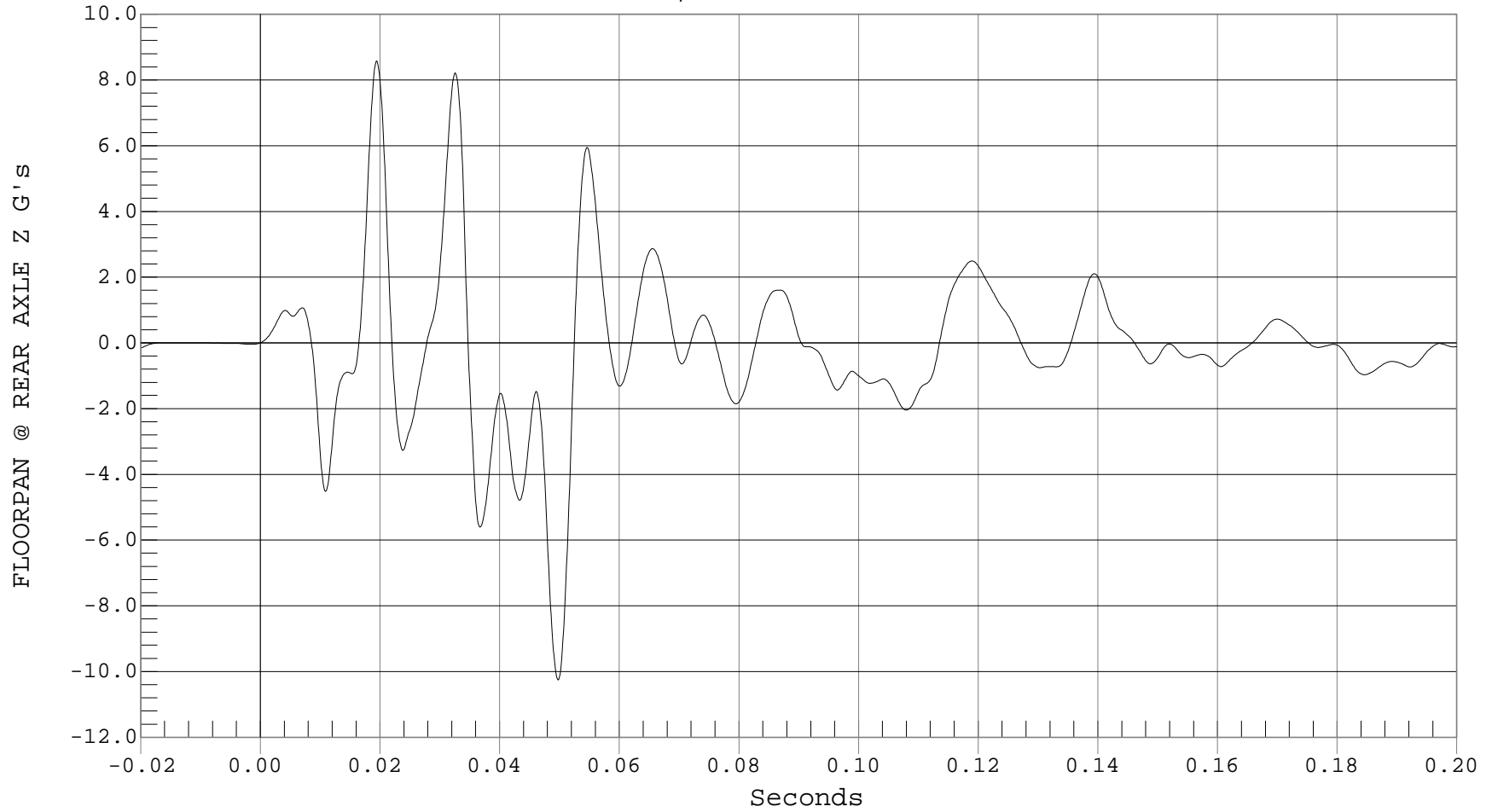
### REAR FLOORPAN ABOVE AXLE Z ACCELERATION

Test Desc.: 38 MPH SIDE NCAP IMPACT  
Component: 2001 HONDA CIVIC 2 DOOR  
Other Info:

Test Date: 11-01-00  
Speed: 38.3 MPH, 61.6 KPH  
Filter Class: 60

— 1 FLOORPAN @ REAR AXLE Z, B00092AF.A25

Ymin = -10.26 G's @ 0.0498 Seconds, Ymax = 8.58 G's @ 0.0194 Seconds





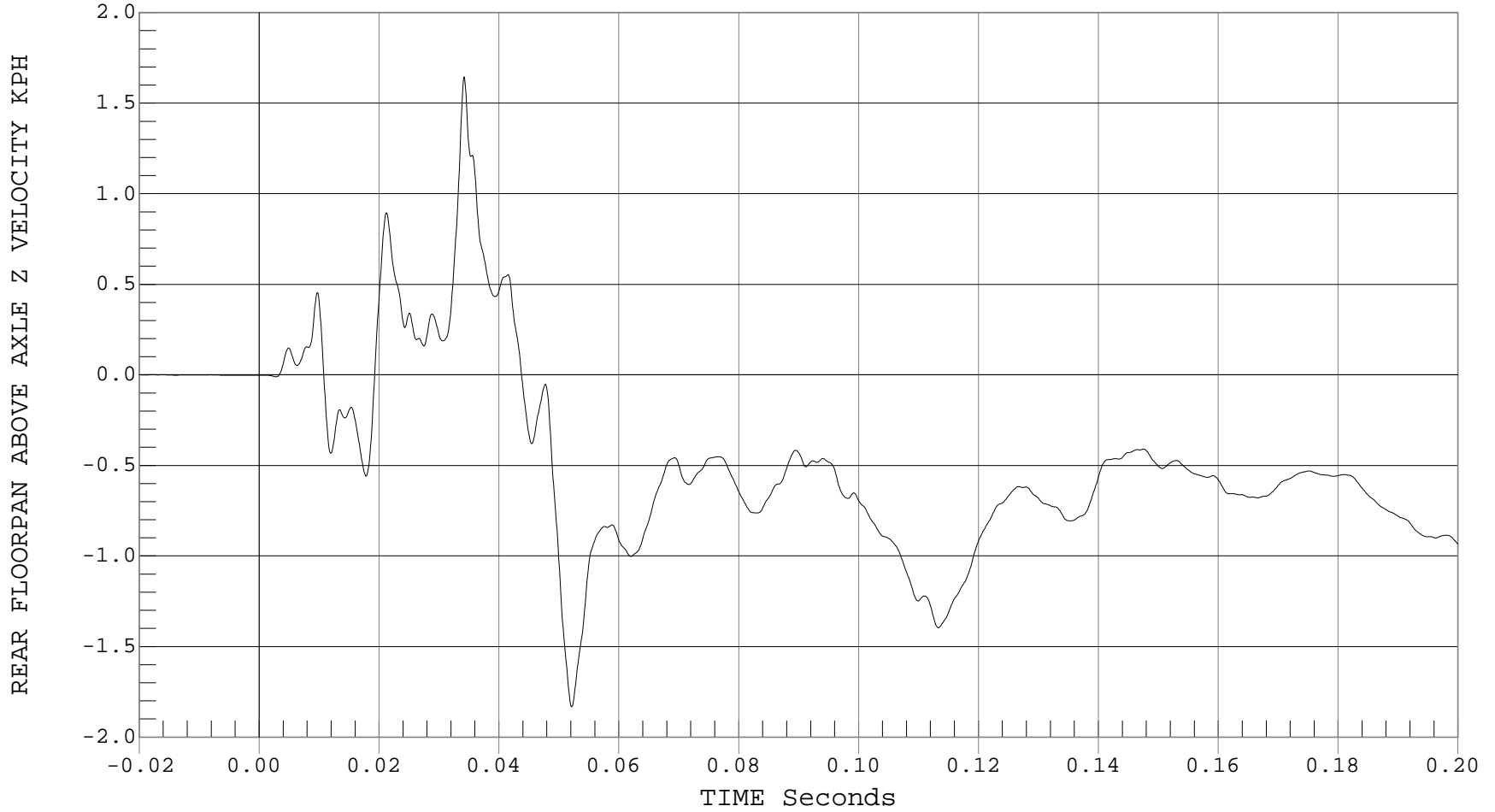
### REAR FLOORPAN ABOVE AXLE Z VELOCITY

Test Desc.: 38 MPH SIDE NCAP IMPACT  
Component: 2001 HONDA CIVIC 2 DOOR  
Other Info:

Test Date: 11-01-00  
Speed: 38.3 MPH, 61.6 KPH  
Filter Class: 180

— 1 REAR FLOORPAN ABOVE AXLE Z VELOCITY, B00092AI.V25

Ymin = -1.83 KPH @ 0.0521 Seconds, Ymax = 1.65 KPH @ 0.0342 Seconds





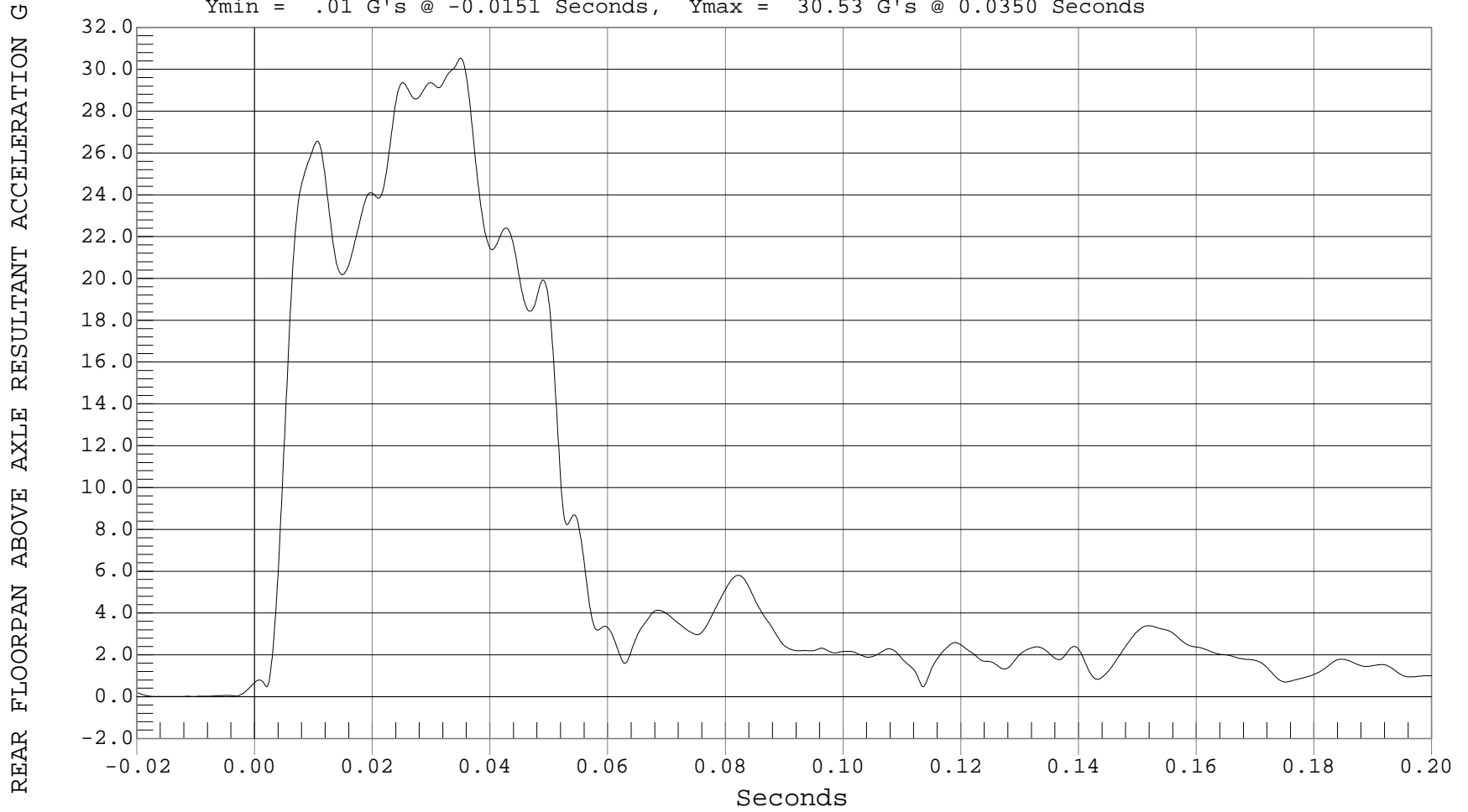
### REAR FLOORPAN ABOVE AXLE RESULTANT ACCELERATION

Test Desc.: 38 MPH SIDE NCAP IMPACT  
Component: 2001 HONDA CIVIC 2 DOOR  
Other Info:

Test Date: 11-01-00  
Speed: 38.3 MPH, 61.6 KPH  
Filter Class: 60

— 1 REAR FLOORPAN ABOVE AXLE RESULTANT ACCELERATION, B00092AV.A23

Ymin = .01 G's @ -0.0151 Seconds, Ymax = 30.53 G's @ 0.0350 Seconds



B-60



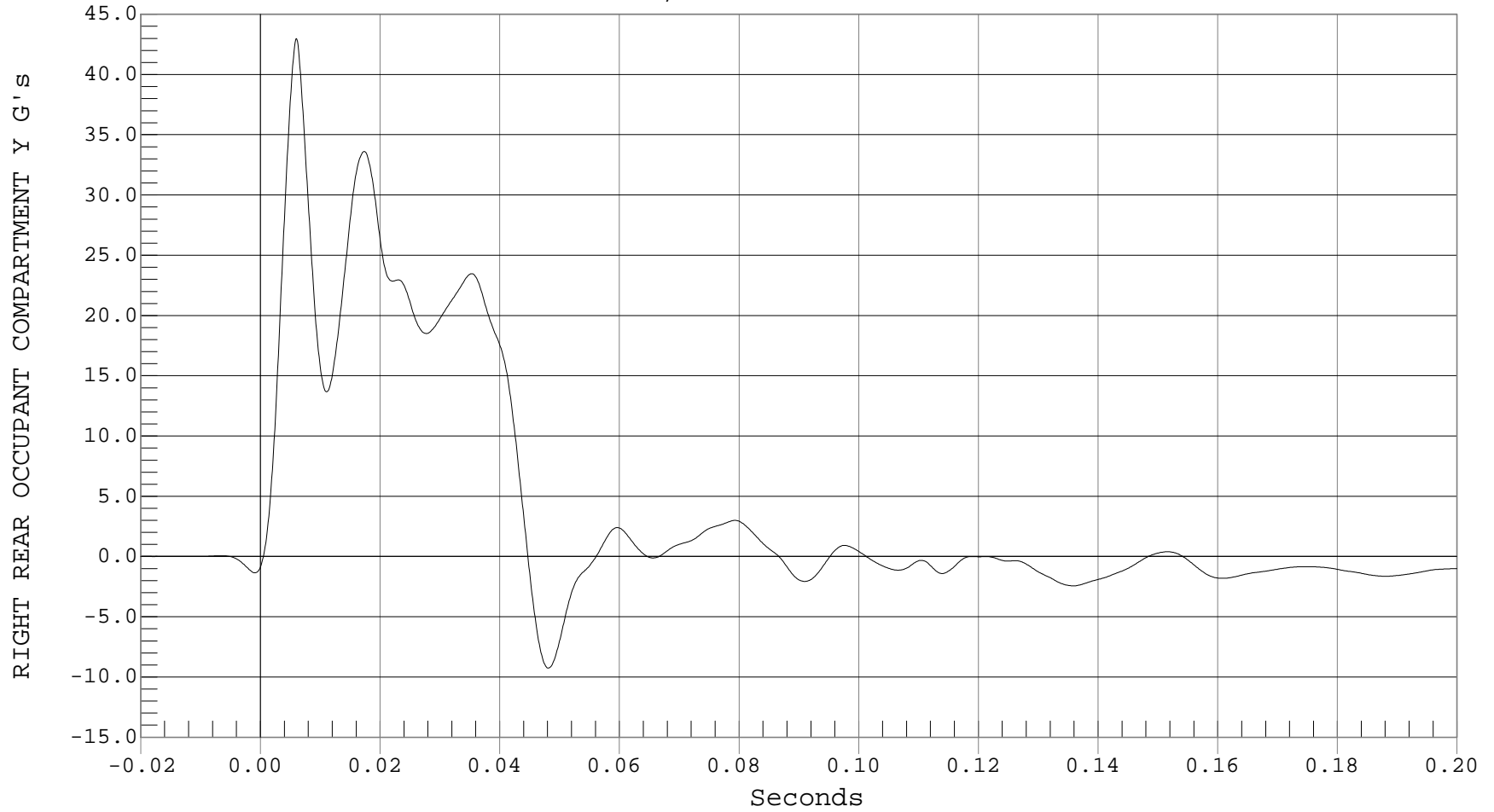
### RIGHT REAR OCCUPANT COMPARTMENT Y ACCELERATION

Test Desc.: 38 MPH SIDE NCAP IMPACT  
Component: 2001 HONDA CIVIC 2 DOOR  
Other Info:

Test Date: 11-01-00  
Speed: 38.3 MPH, 61.6 KPH  
Filter Class: 60

— 1 RIGHT REAR OCCUPANT COMPARTMENT Y, B00092AF.A31

Ymin = -9.26 G's @ 0.0481 Seconds, Ymax = 42.98 G's @ 0.0060 Seconds



B-61



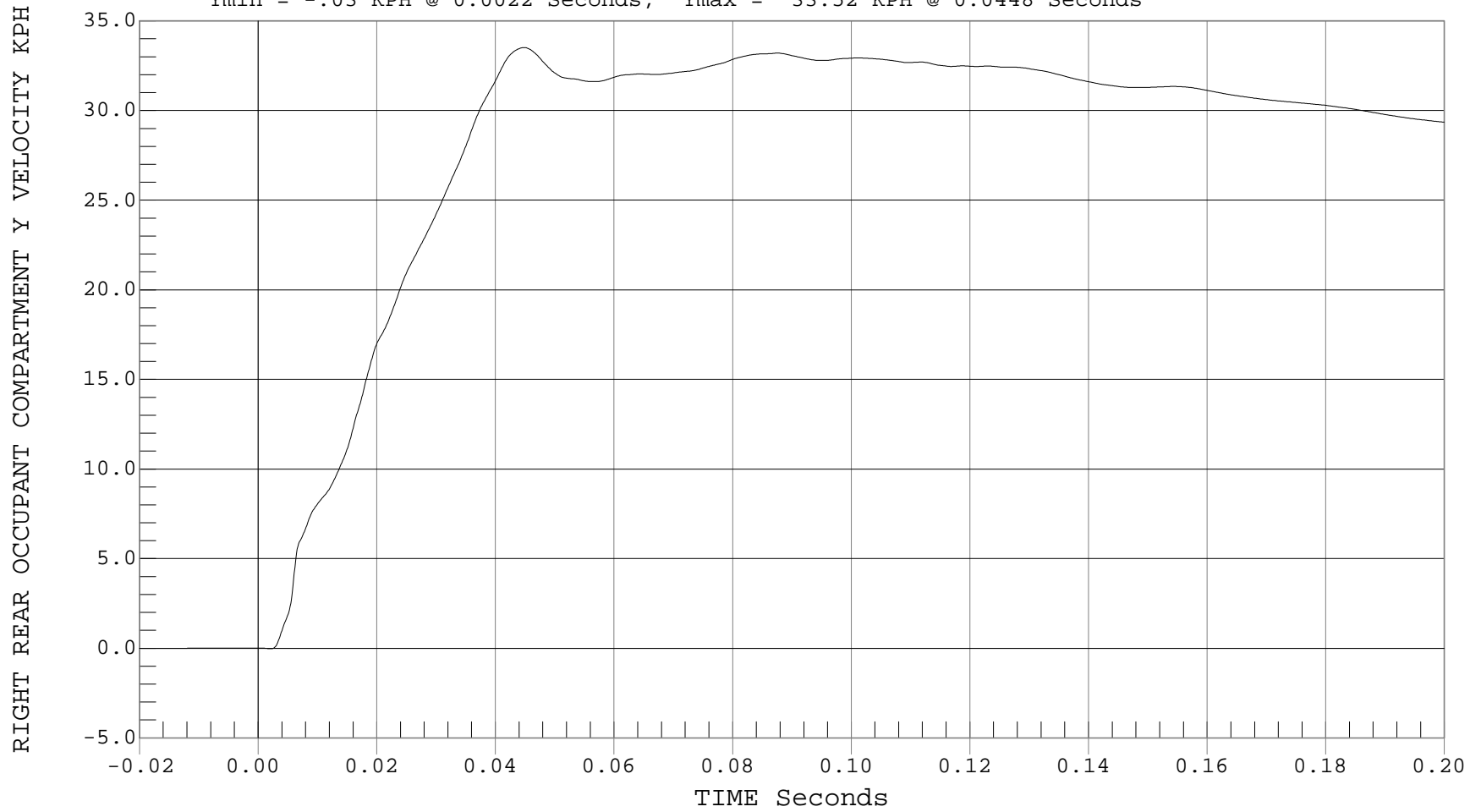
### RIGHT REAR OCCUPANT COMPARTMENT Y VELOCITY

Test Desc.: 38 MPH SIDE NCAP IMPACT  
Component: 2001 HONDA CIVIC 2 DOOR  
Other Info:

Test Date: 11-01-00  
Speed: 38.3 MPH, 61.6 KPH  
Filter Class: 180

— 1 RIGHT REAR OCCUPANT COMPARTMENT Y VELOCITY, B00092AI.V31

Ymin = -.03 KPH @ 0.0022 Seconds, Ymax = 33.52 KPH @ 0.0448 Seconds





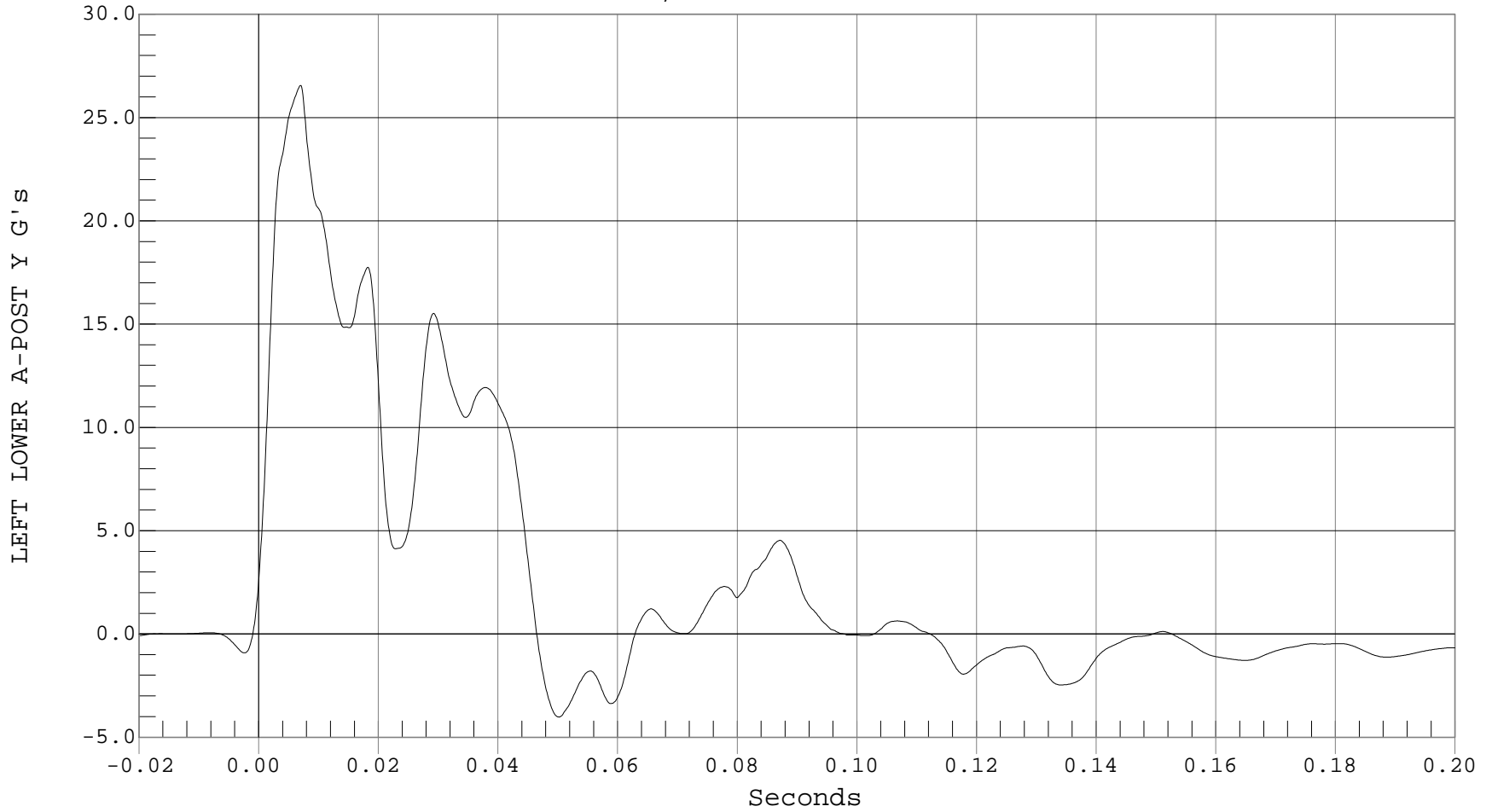
### LEFT LOWER A-POST Y ACCELERATION

Test Desc.: 38 MPH SIDE NCAP IMPACT  
Component: 2001 HONDA CIVIC 2 DOOR  
Other Info:

Test Date: 11-01-00  
Speed: 38.3 MPH, 61.6 KPH  
Filter Class: 60

— 1 LEFT LOWER A-POST Y, B00092AF.A27

Ymin = -4.02 G's @ 0.0502 Seconds, Ymax = 26.56 G's @ 0.0070 Seconds





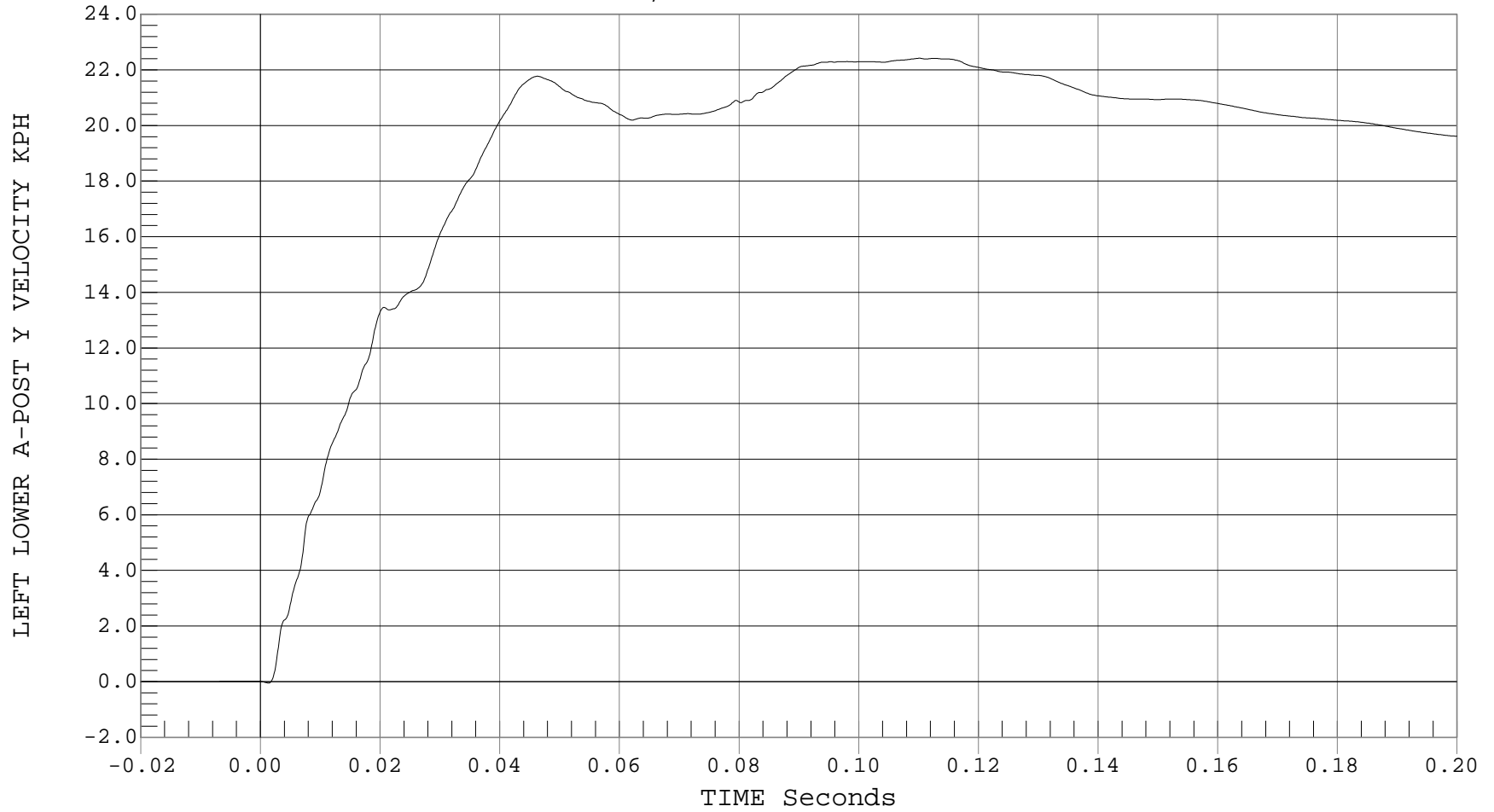
### LEFT LOWER A-POST Y VELOCITY

Test Desc.: 38 MPH SIDE NCAP IMPACT  
Component: 2001 HONDA CIVIC 2 DOOR  
Other Info:

Test Date: 11-01-00  
Speed: 38.3 MPH, 61.6 KPH  
Filter Class: 180

— 1 LEFT LOWER A-POST Y VELOCITY, B00092AI.V27

Ymin = -.05 KPH @ 0.0013 Seconds, Ymax = 22.42 KPH @ 0.1101 Seconds





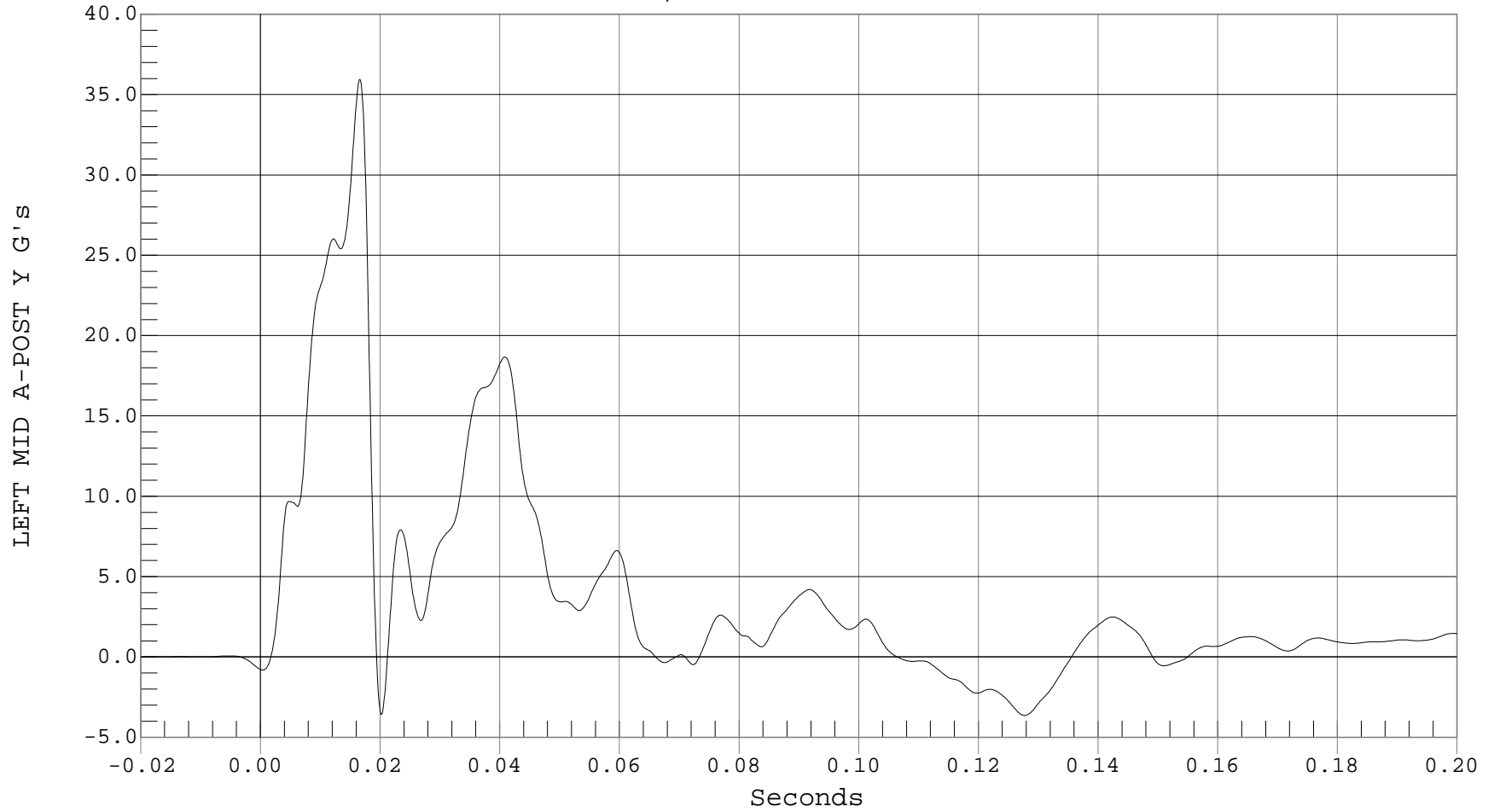
### LEFT MID A-POST Y ACCELERATION

Test Desc.: 38 MPH SIDE NCAP IMPACT  
Component: 2001 HONDA CIVIC 2 DOOR  
Other Info:

Test Date: 11-01-00  
Speed: 38.3 MPH, 61.6 KPH  
Filter Class: 60

— 1 LEFT MID A-POST Y, B00092AF.A26

Ymin = -3.64 G's @ 0.1277 Seconds, Ymax = 35.94 G's @ 0.0166 Seconds



B-65



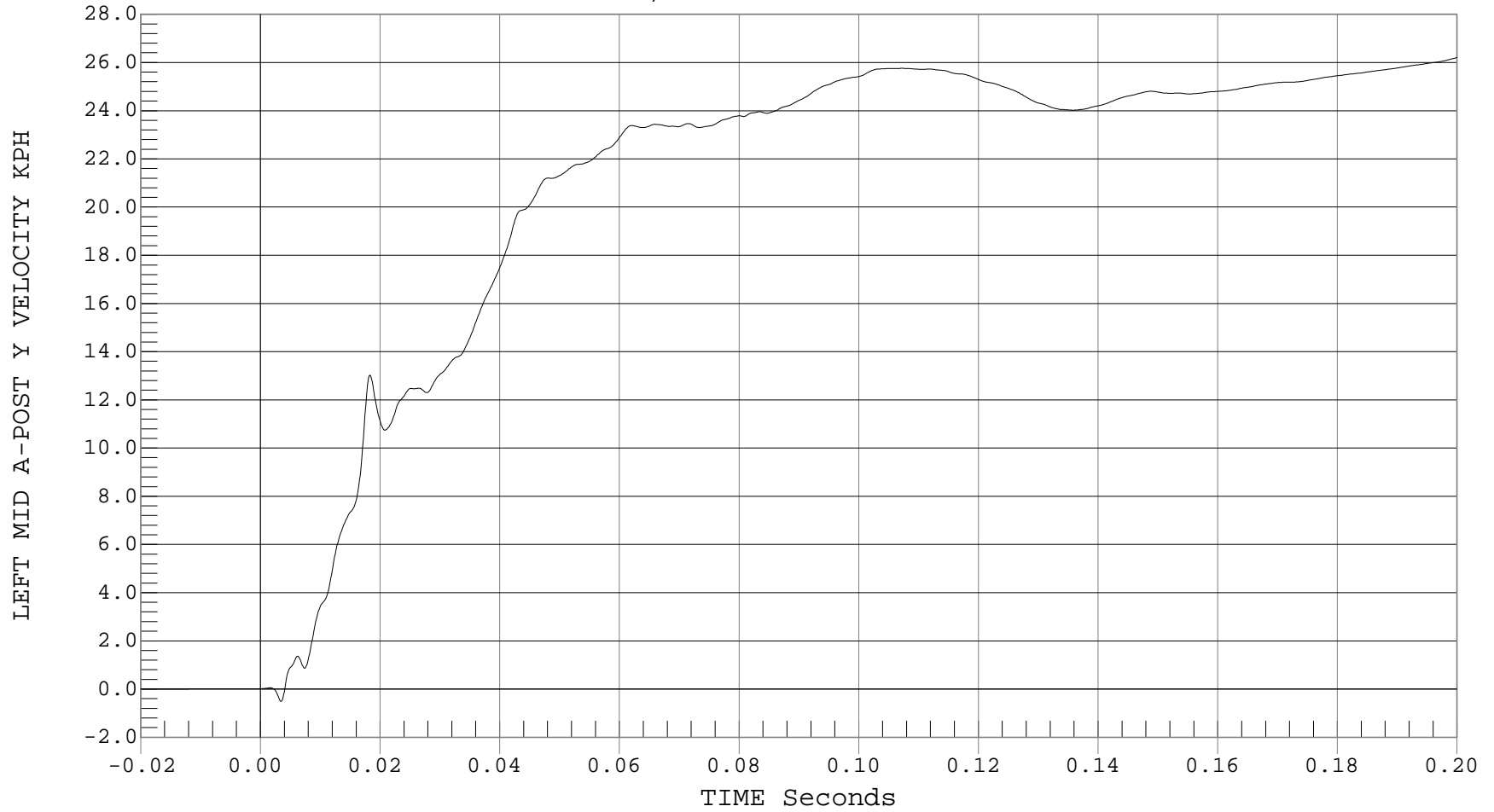
### LEFT MID A-POST Y VELOCITY

Test Desc.: 38 MPH SIDE NCAP IMPACT  
Component: 2001 HONDA CIVIC 2 DOOR  
Other Info:

Test Date: 11-01-00  
Speed: 38.3 MPH, 61.6 KPH  
Filter Class: 180

— 1 LEFT MID A-POST Y VELOCITY, B00092AI.V26

Ymin = -.51 KPH @ 0.0035 Seconds, Ymax = 26.21 KPH @ 0.2001 Seconds





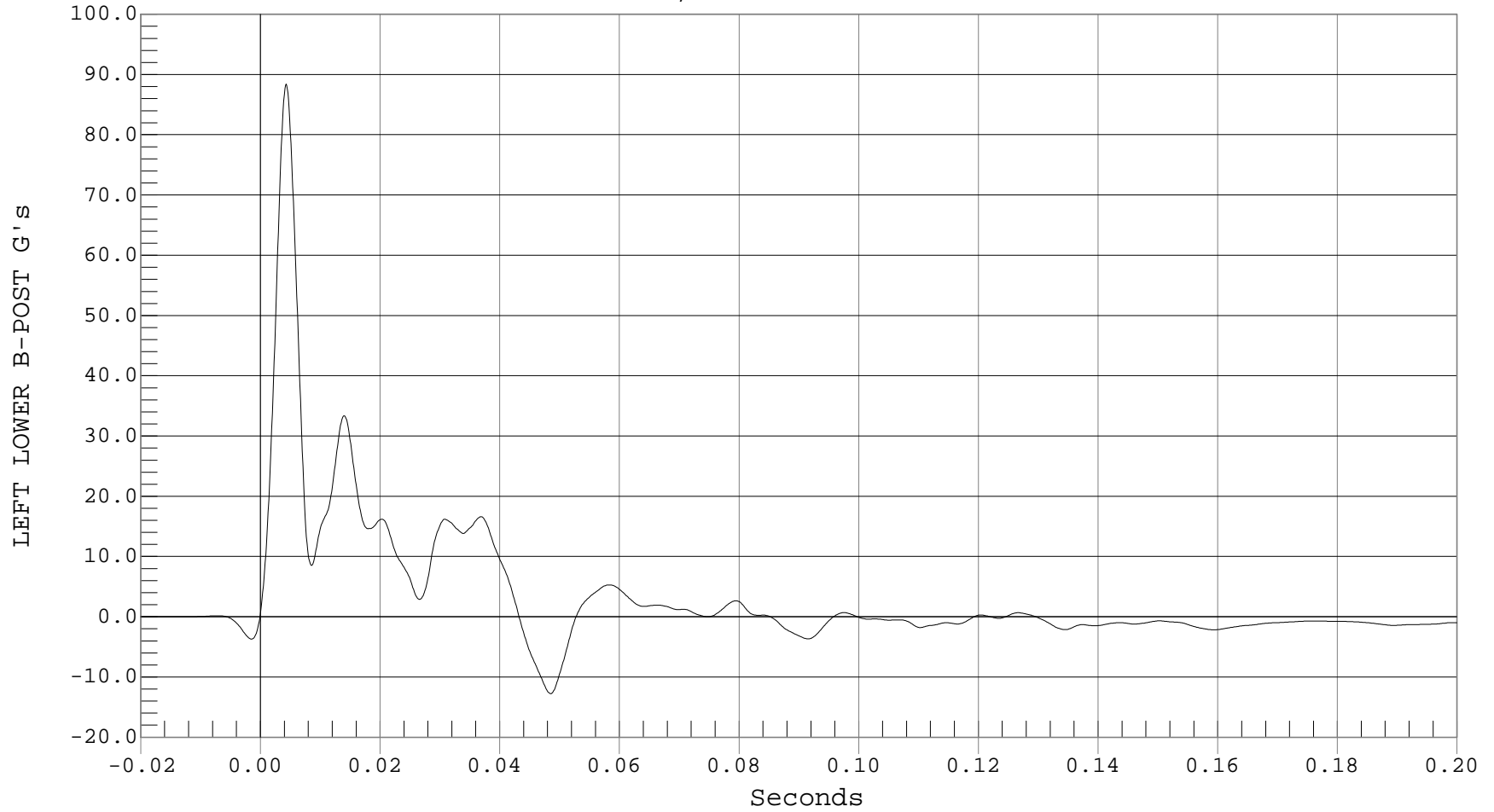
### LEFT LOWER B-POST Y ACCELERATION

Test Desc.: 38 MPH SIDE NCAP IMPACT  
Component: 2001 HONDA CIVIC 2 DOOR  
Other Info:

Test Date: 11-01-00  
Speed: 38.3 MPH, 61.6 KPH  
Filter Class: 60

— 1 LEFT LOWER B-POST, B00092AF.A29

Ymin = -12.75 G's @ 0.0485 Seconds, Ymax = 88.39 G's @ 0.0043 Seconds



B-67



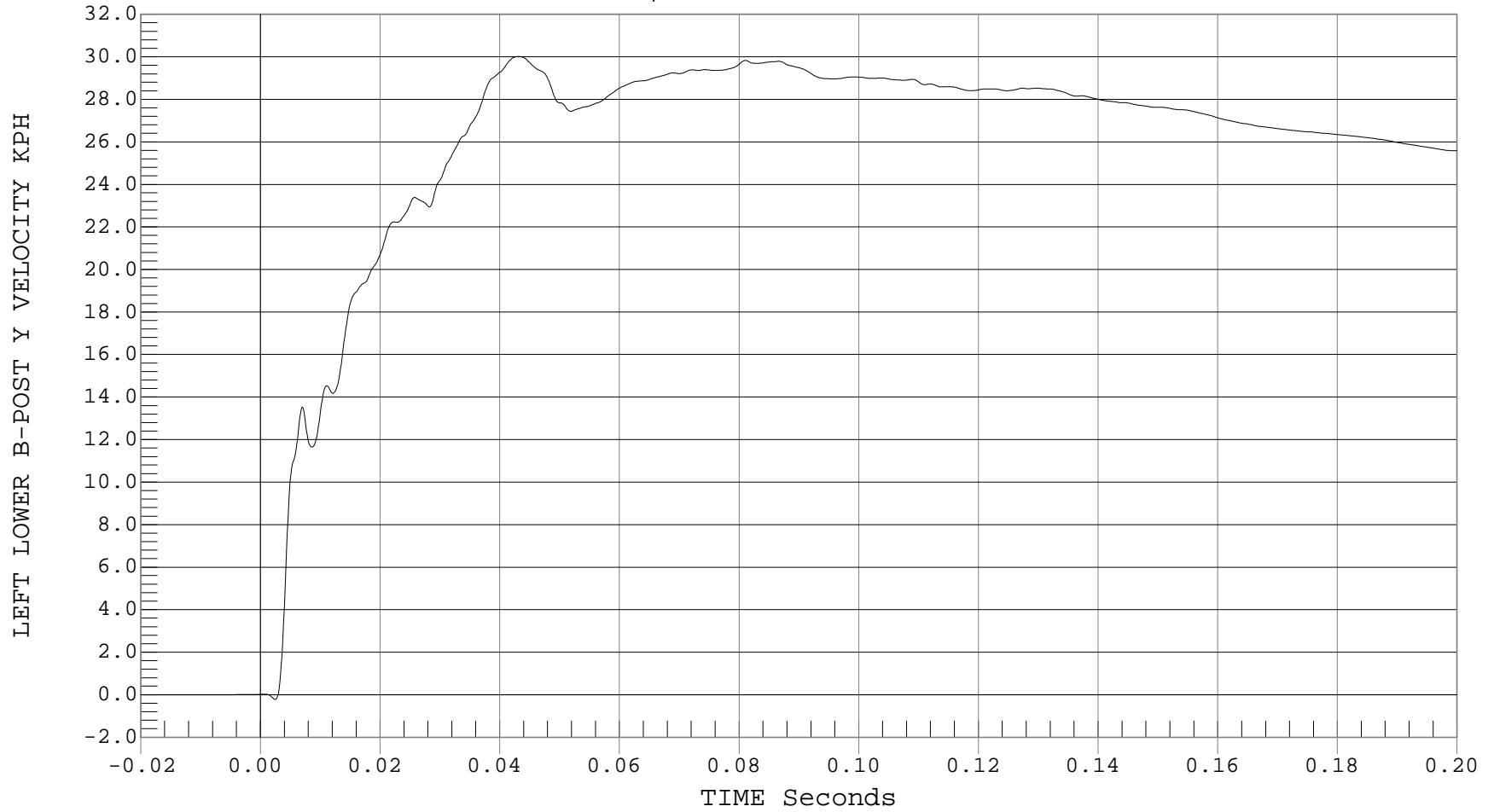
### LEFT LOWER B-POST Y VELOCITY

Test Desc.: 38 MPH SIDE NCAP IMPACT  
Component: 2001 HONDA CIVIC 2 DOOR  
Other Info:

Test Date: 11-01-00  
Speed: 38.3 MPH, 61.6 KPH  
Filter Class: 180

— 1 LEFT LOWER B-POST Y VELOCITY, B00092AI.V29

Ymin = -.22 KPH @ 0.0025 Seconds, Ymax = 30.02 KPH @ 0.0433 Seconds





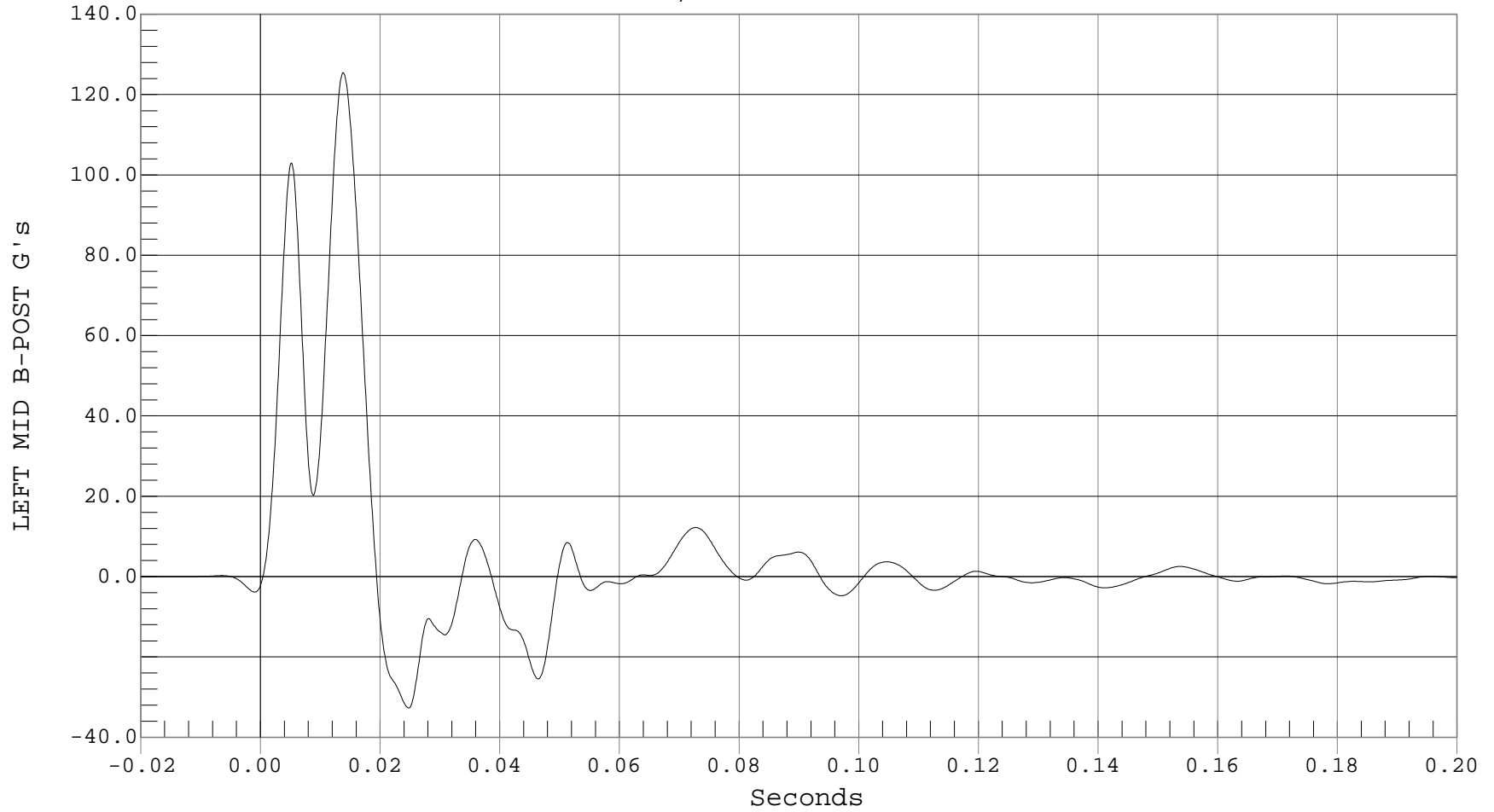
### LEFT MID B-POST Y ACCELERATION

Test Desc.: 38 MPH SIDE NCAP IMPACT  
Component: 2001 HONDA CIVIC 2 DOOR  
Other Info:

Test Date: 11-01-00  
Speed: 38.3 MPH, 61.6 KPH  
Filter Class: 60

— 1 LEFT MID B-POST, B00092AF.A28

Ymin = -32.71 G's @ 0.0248 Seconds, Ymax = 125.45 G's @ 0.0138 Seconds



B-69



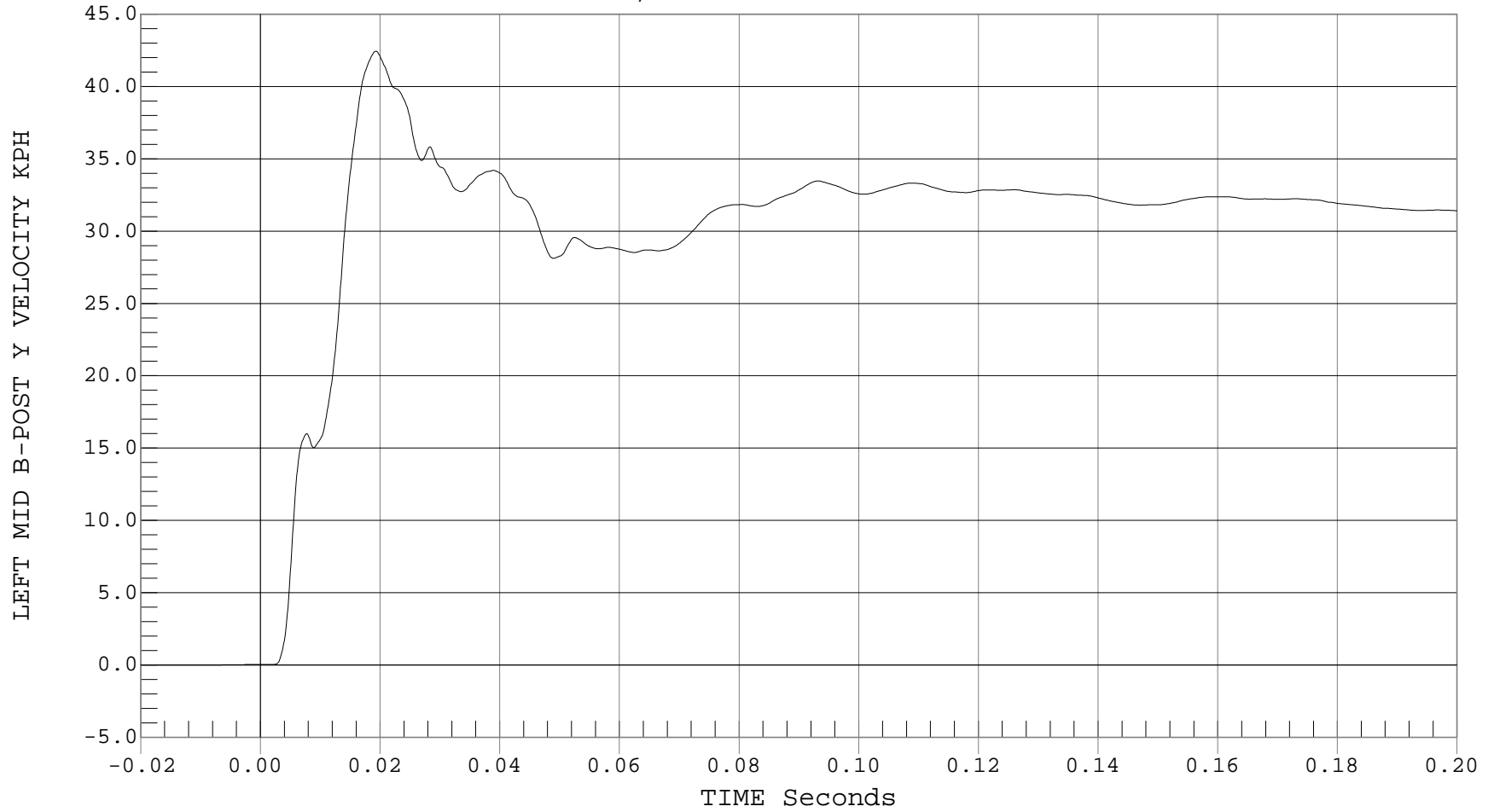
### LEFT MID B-POST Y VELOCITY

Test Desc.: 38 MPH SIDE NCAP IMPACT  
Component: 2001 HONDA CIVIC 2 DOOR  
Other Info:

Test Date: 11-01-00  
Speed: 38.3 MPH, 61.6 KPH  
Filter Class: 180

— 1 LEFT MID B-POST Y VELOCITY, B00092AI.V28

Ymin = 0 KPH @ -0.0191 Seconds, Ymax = 42.44 KPH @ 0.0193 Seconds



B-70



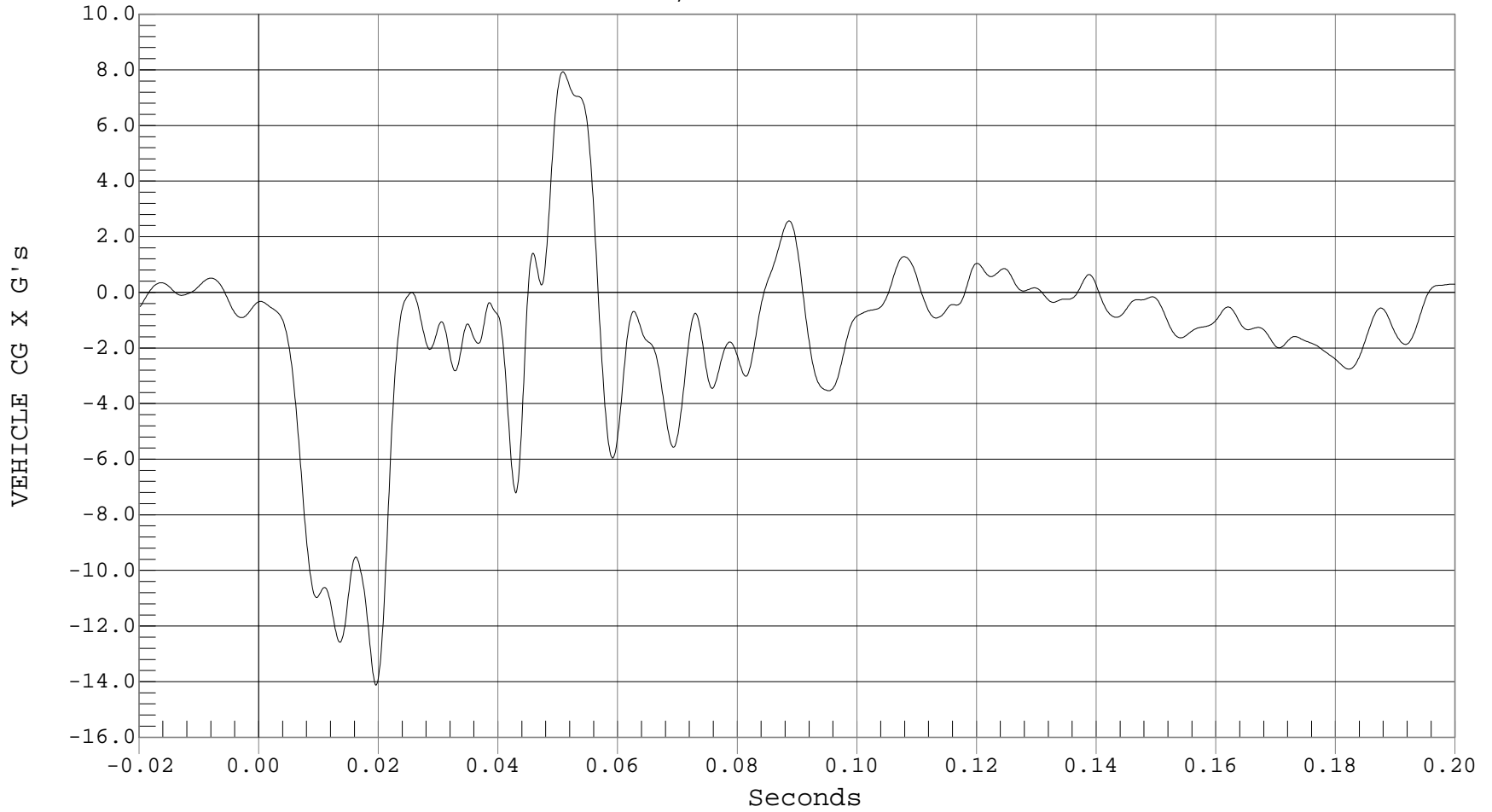
### VEHICLE CG X ACCELERATION

Test Desc.: 38 MPH SIDE NCAP IMPACT  
Component: 2001 HONDA CIVIC 2 DOOR  
Other Info:

Test Date: 11-01-00  
Speed: 38.3 MPH, 61.6 KPH  
Filter Class: 60

— 1 VEHICLE CG X, B00092AF.A33

Ymin = -14.13 G's @ 0.0196 Seconds, Ymax = 7.93 G's @ 0.0509 Seconds





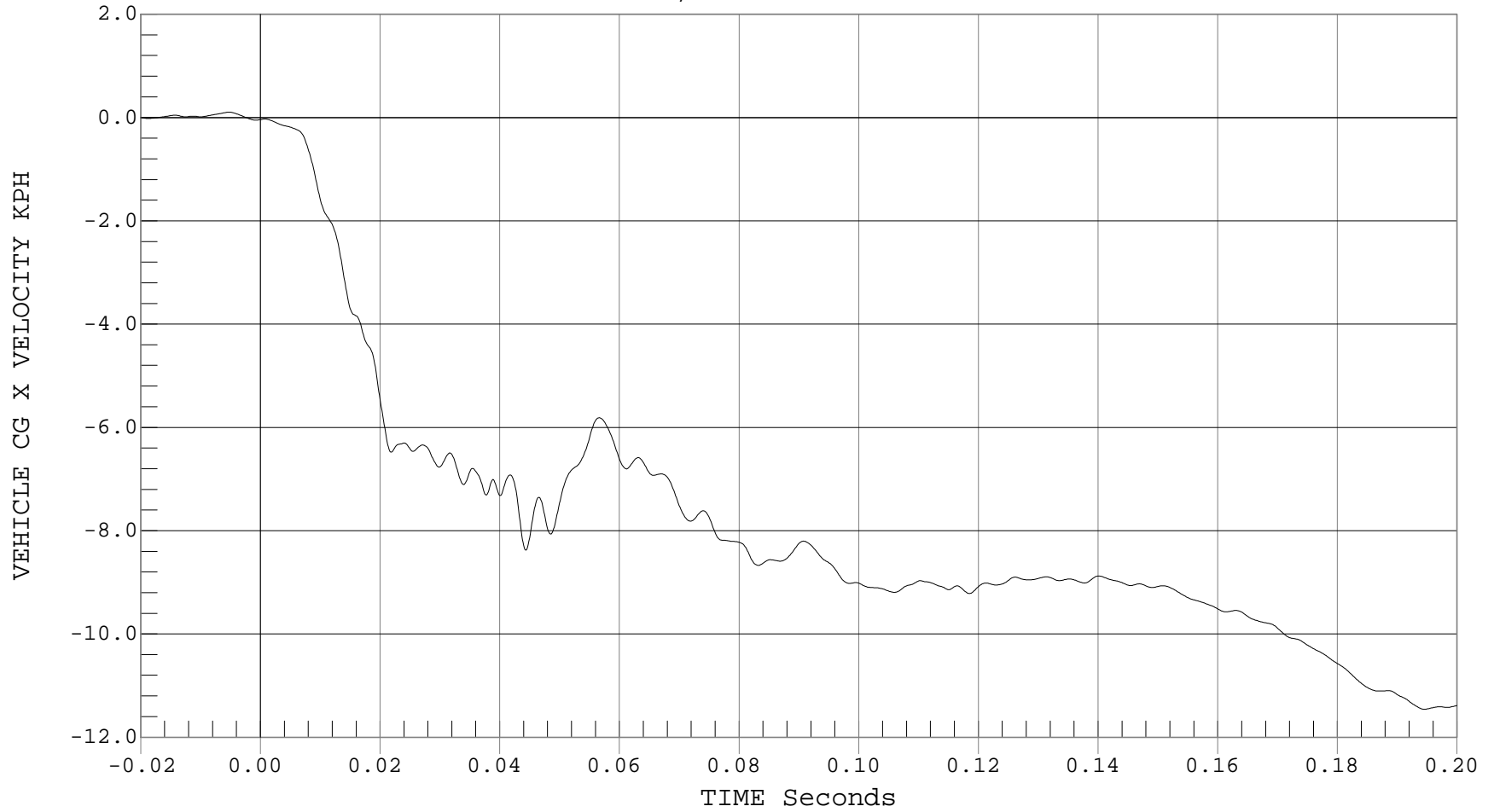
### VEHICLE CG X VELOCITY

Test Desc.: 38 MPH SIDE NCAP IMPACT  
Component: 2001 HONDA CIVIC 2 DOOR  
Other Info:

Test Date: 11-01-00  
Speed: 38.3 MPH, 61.6 KPH  
Filter Class: 180

— 1 VEHICLE CG X VELOCITY, B00092AI.V33

Ymin = -11.46 KPH @ 0.1945 Seconds, Ymax = .1 KPH @ -0.0052 Seconds





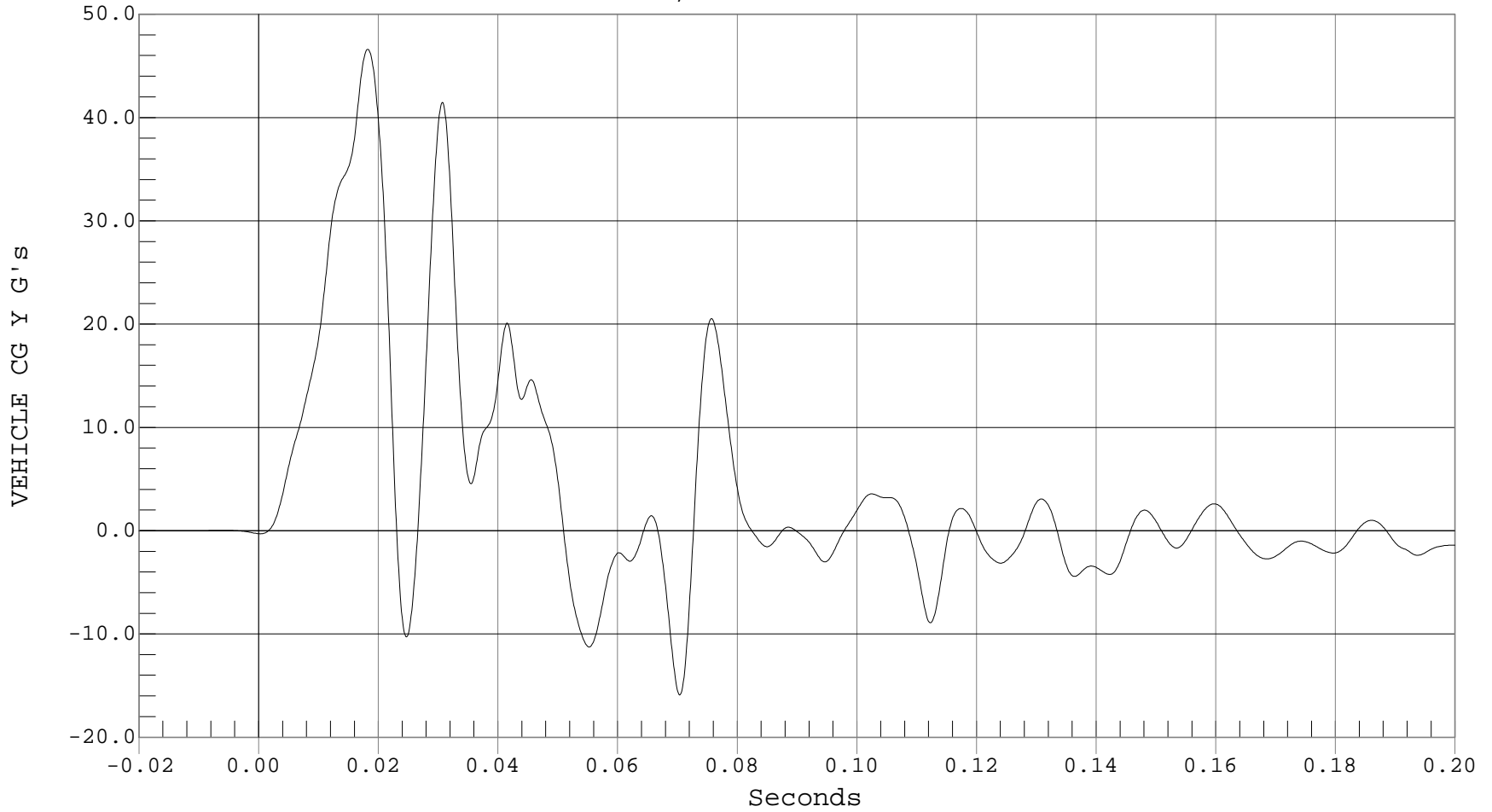
### VEHICLE CG Y ACCELERATION

Test Desc.: 38 MPH SIDE NCAP IMPACT  
Component: 2001 HONDA CIVIC 2 DOOR  
Other Info:

Test Date: 11-01-00  
Speed: 38.3 MPH, 61.6 KPH  
Filter Class: 60

— 1 VEHICLE CG Y, B00092AF.A34

Ymin = -15.91 G's @ 0.0704 Seconds, Ymax = 46.61 G's @ 0.0182 Seconds





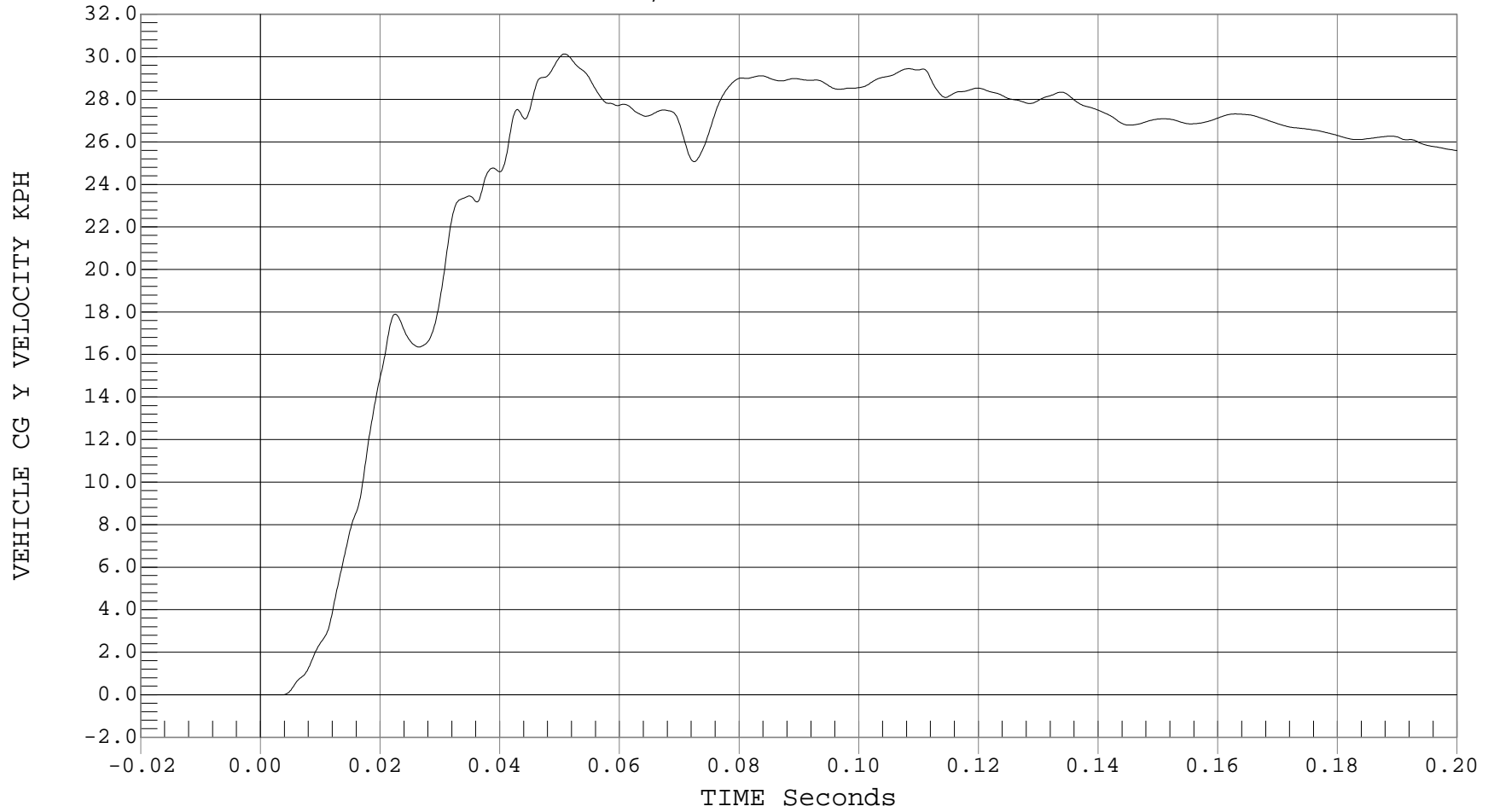
### VEHICLE CG Y VELOCITY

Test Desc.: 38 MPH SIDE NCAP IMPACT  
Component: 2001 HONDA CIVIC 2 DOOR  
Other Info:

Test Date: 11-01-00  
Speed: 38.3 MPH, 61.6 KPH  
Filter Class: 180

— 1 VEHICLE CG Y VELOCITY, B00092AI.V34

Ymin = -.01 KPH @ 0.0035 Seconds, Ymax = 30.13 KPH @ 0.0508 Seconds





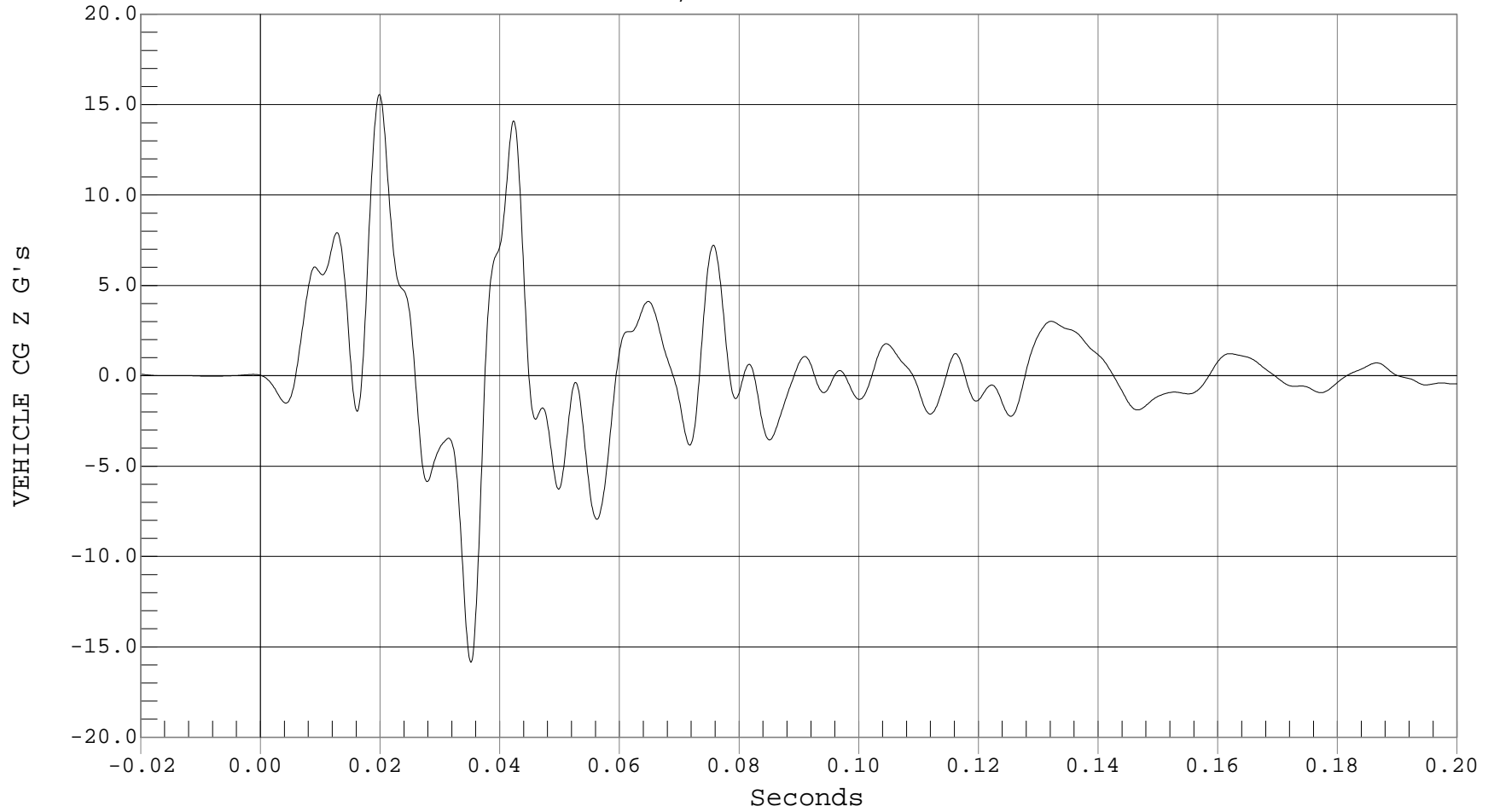
### VEHICLE CG Z ACCELERATION

Test Desc.: 38 MPH SIDE NCAP IMPACT  
Component: 2001 HONDA CIVIC 2 DOOR  
Other Info:

Test Date: 11-01-00  
Speed: 38.3 MPH, 61.6 KPH  
Filter Class: 60

— 1 VEHICLE CG Z, B00092AF.A35

Ymin = -15.86 G's @ 0.0352 Seconds, Ymax = 15.56 G's @ 0.0199 Seconds



B-75



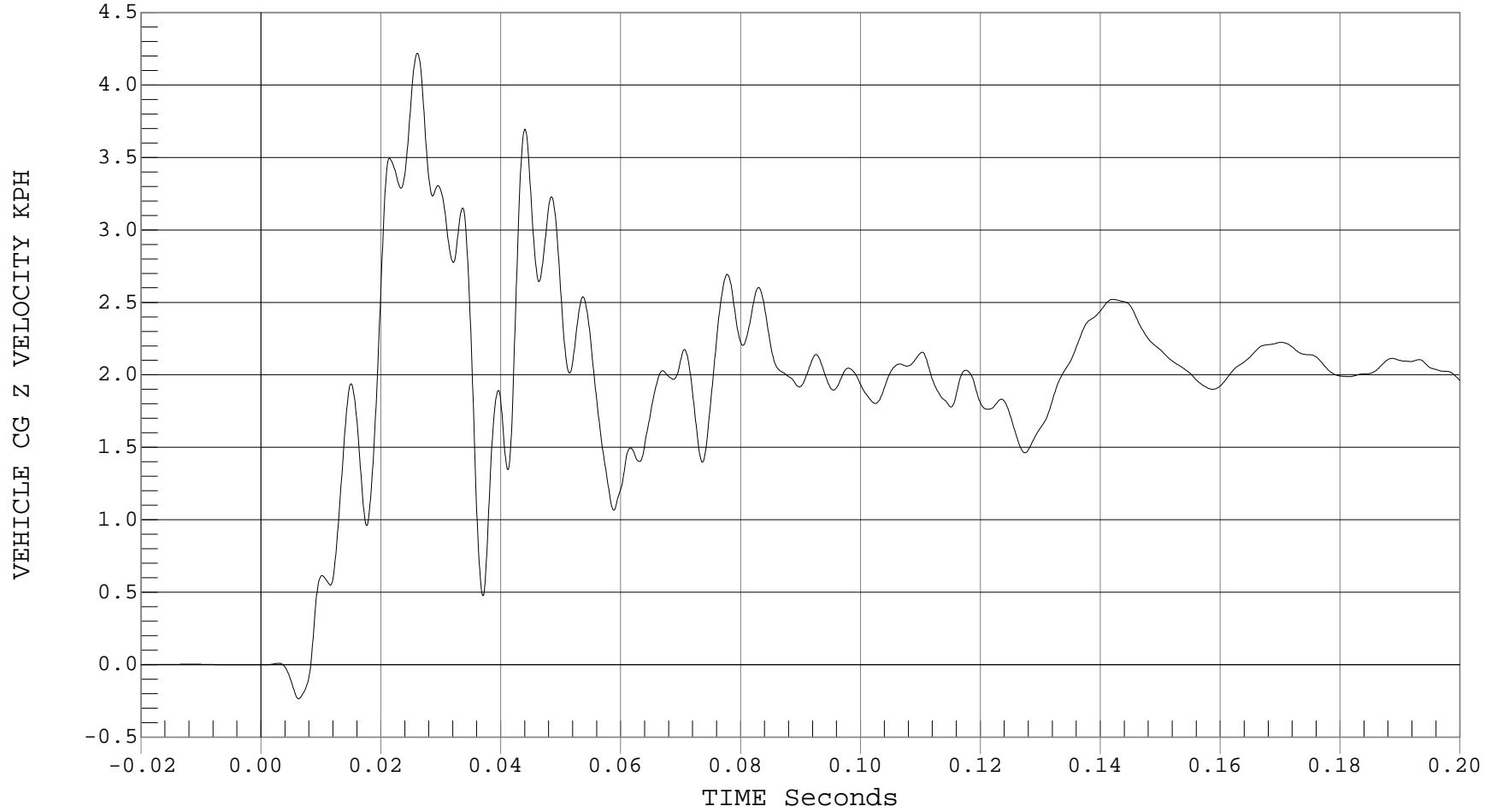
### VEHICLE CG Z VELOCITY

Test Desc.: 38 MPH SIDE NCAP IMPACT  
Component: 2001 HONDA CIVIC 2 DOOR  
Other Info:

Test Date: 11-01-00  
Speed: 38.3 MPH, 61.6 KPH  
Filter Class: 180

— 1 VEHICLE CG Z VELOCITY, B00092AI.V35

Ymin = -.24 KPH @ 0.0063 Seconds, Ymax = 4.22 KPH @ 0.0261 Seconds





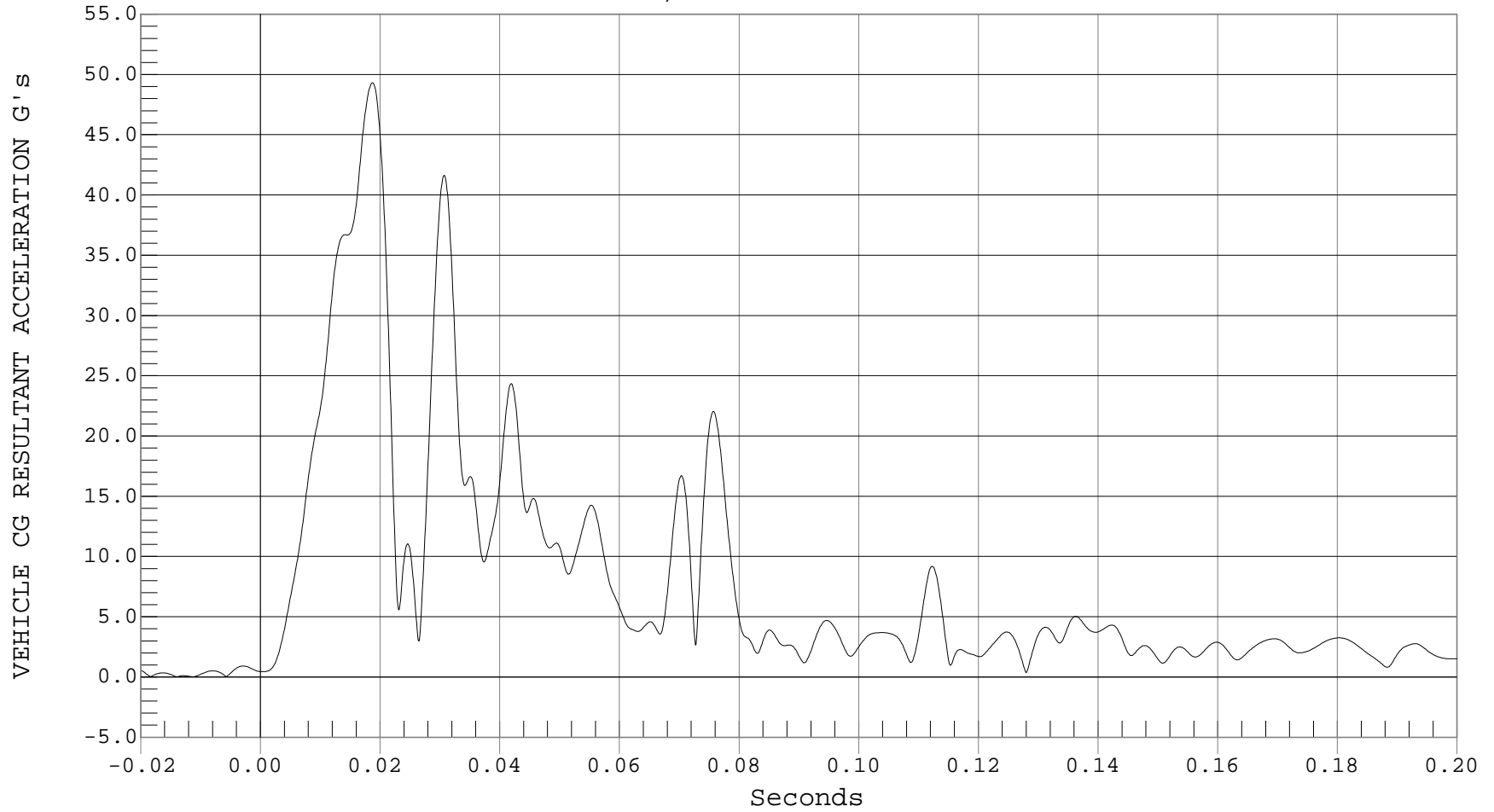
### VEHICLE CG RESULTANT ACCELERATION

Test Desc.: 38 MPH SIDE NCAP IMPACT  
Component: 2001 HONDA CIVIC 2 DOOR  
Other Info:

Test Date: 11-01-00  
Speed: 38.3 MPH, 61.6 KPH  
Filter Class: 60

— 1 VEHICLE CG RESULTANT ACCELERATION, B00092AV.A33

Ymin = .01 G's @ -0.0113 Seconds, Ymax = 49.32 G's @ 0.0187 Seconds





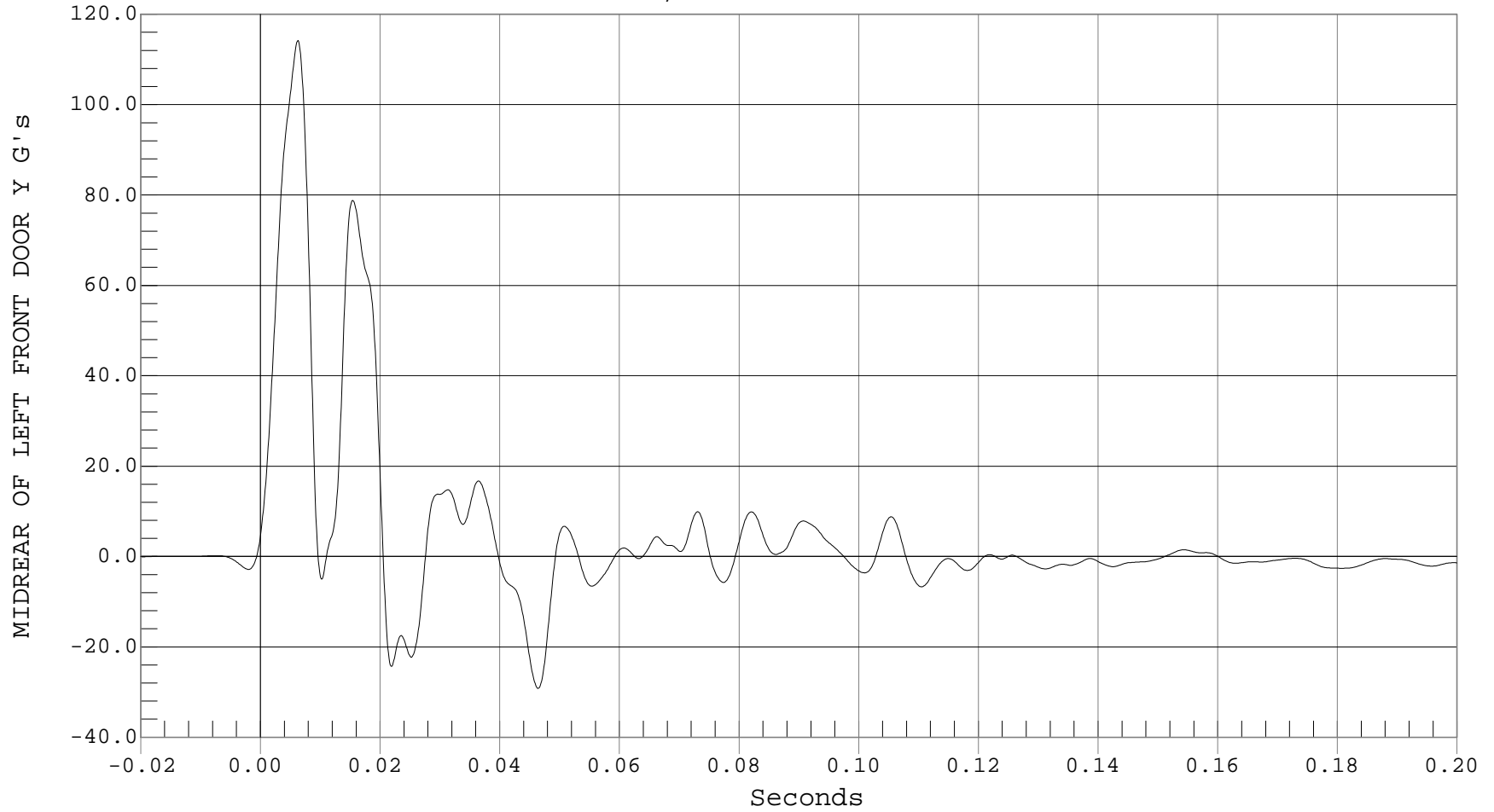
### LEFT FRONT DOOR MIDREAR Y ACCELERATION

Test Desc.: 38 MPH SIDE NCAP IMPACT  
Component: 2001 HONDA CIVIC 2 DOOR  
Other Info:

Test Date: 11-01-00  
Speed: 38.3 MPH, 61.6 KPH  
Filter Class: 60

— 1 MIDREAR OF LEFT FRONT DOOR Y, B00092AF.A37

Ymin = -29.2 G's @ 0.0464 Seconds, Ymax = 114.19 G's @ 0.0063 Seconds





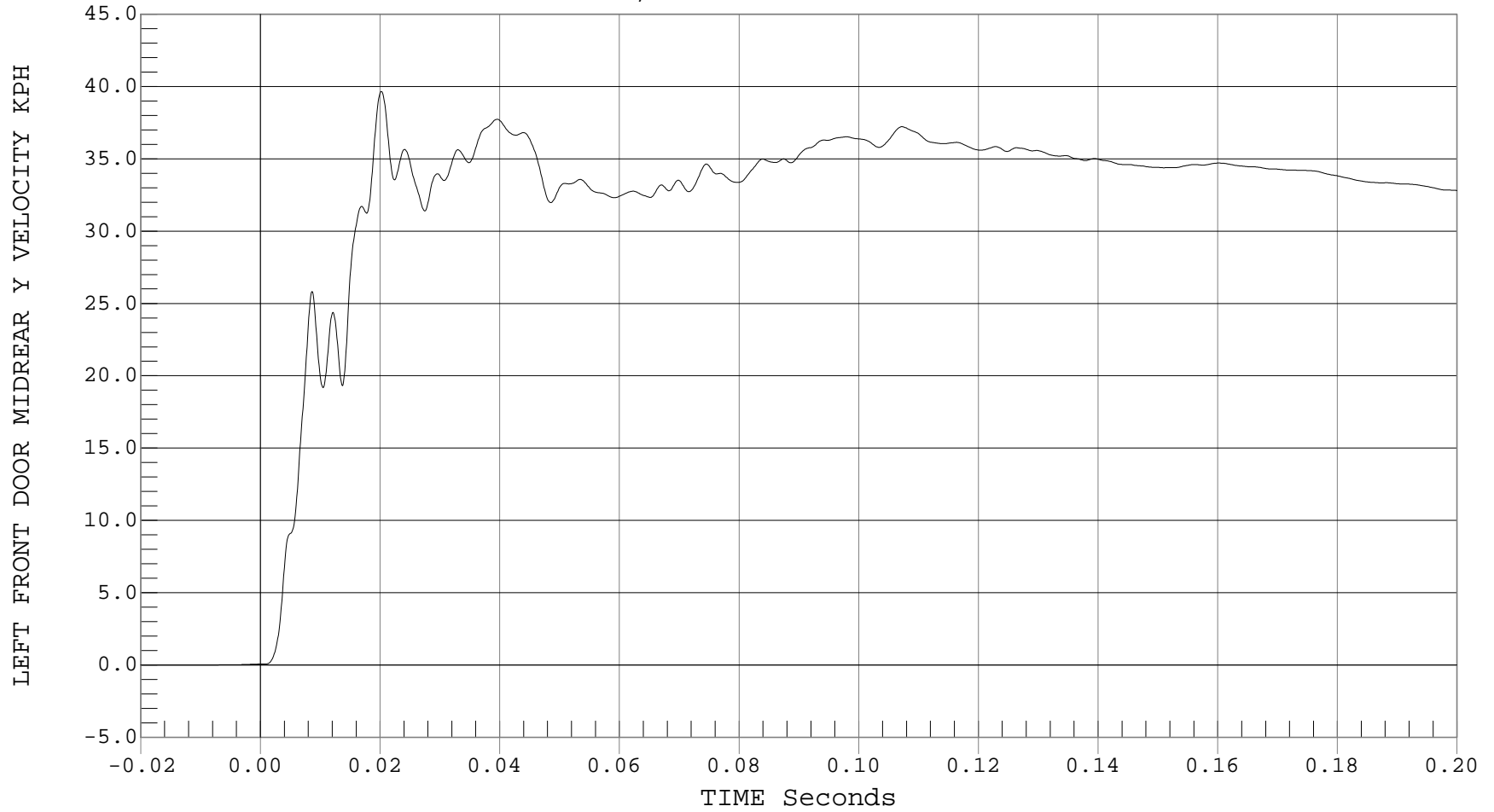
### LEFT FRONT DOOR MIDREAR Y VELOCITY

Test Desc.: 38 MPH SIDE NCAP IMPACT  
Component: 2001 HONDA CIVIC 2 DOOR  
Other Info:

Test Date: 11-01-00  
Speed: 38.3 MPH, 61.6 KPH  
Filter Class: 180

— 1 LEFT FRONT DOOR MIDREAR Y VELOCITY, B00092AI.V37

Ymin = 0 KPH @ -0.0181 Seconds, Ymax = 39.67 KPH @ 0.0202 Seconds





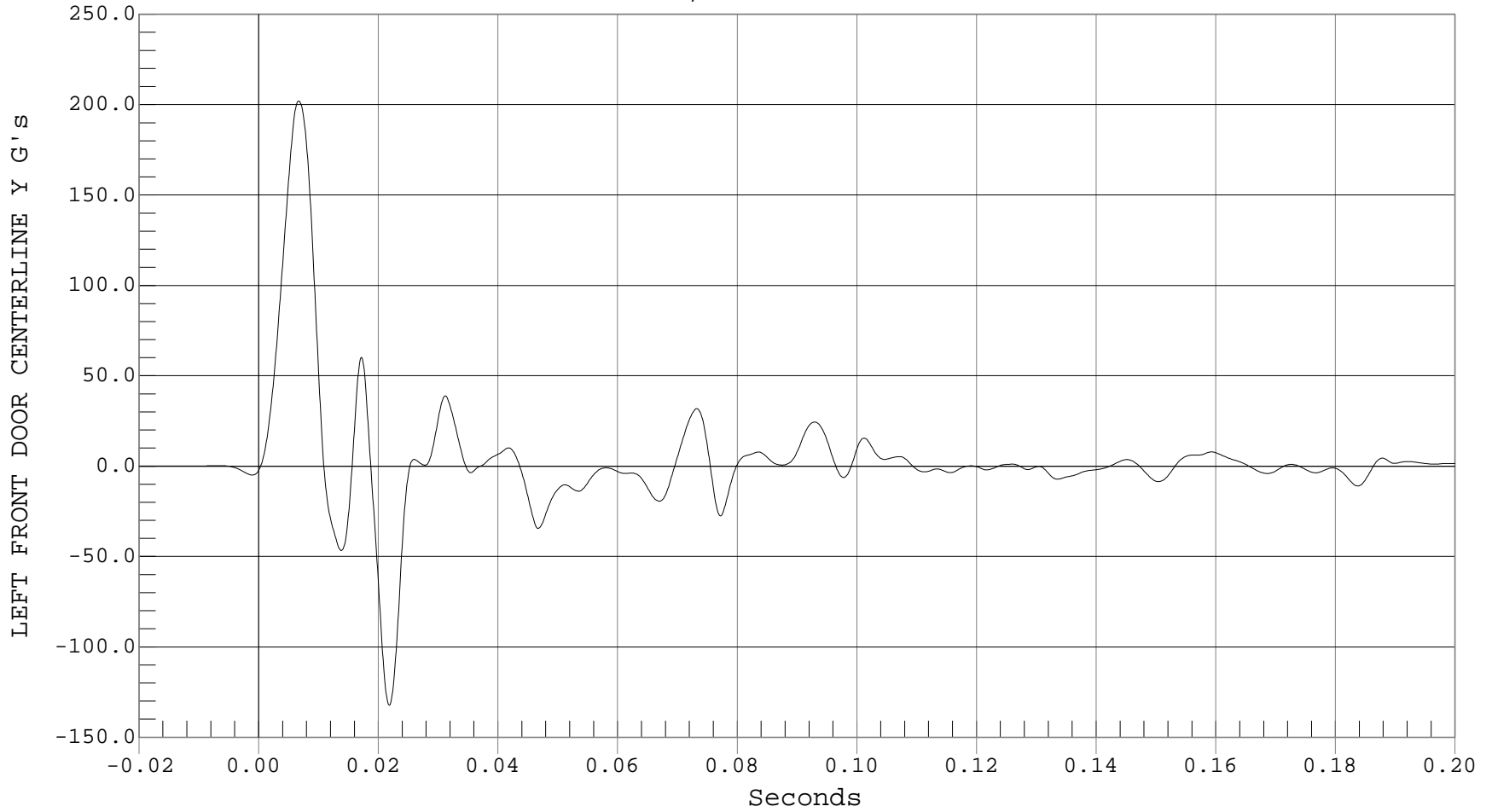
### LEFT FRONT DOOR CENTERLINE Y ACCELERATION

Test Desc.: 38 MPH SIDE NCAP IMPACT  
Component: 2001 HONDA CIVIC 2 DOOR  
Other Info:

Test Date: 11-01-00  
Speed: 38.3 MPH, 61.6 KPH  
Filter Class: 60

— 1 LEFT FRONT DOOR CENTERLINE Y, B00092AF.A36

Ymin = -132.26 G's @ 0.0218 Seconds, Ymax = 202.07 G's @ 0.0067 Seconds





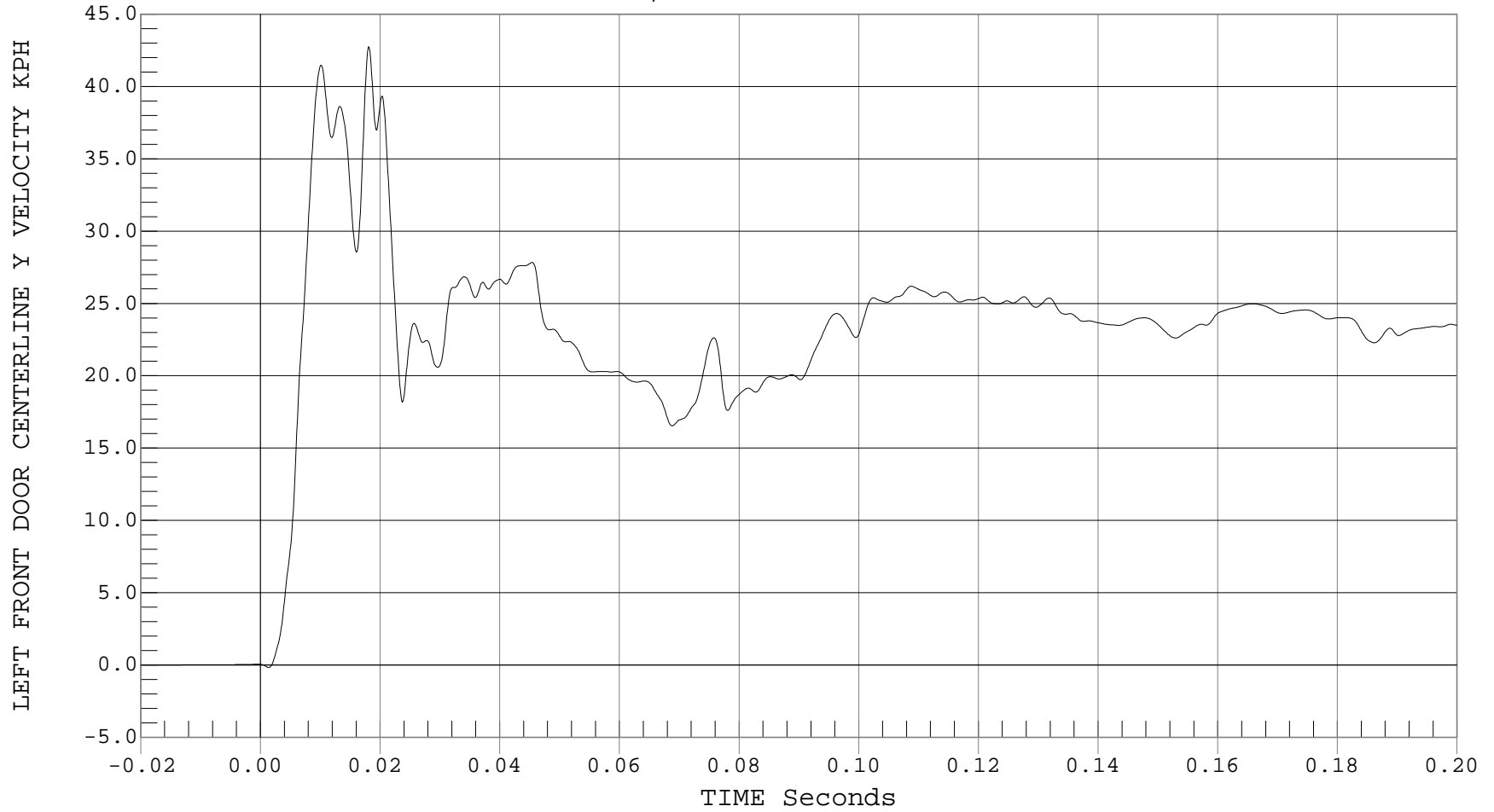
### LEFT FRONT DOOR CENTERLINE Y VELOCITY

Test Desc.: 38 MPH SIDE NCAP IMPACT  
Component: 2001 HONDA CIVIC 2 DOOR  
Other Info:

Test Date: 11-01-00  
Speed: 38.3 MPH, 61.6 KPH  
Filter Class: 180

— 1 LEFT FRONT DOOR CENTERLINE Y VELOCITY, B00092AI.V36

Ymin = -.18 KPH @ 0.0014 Seconds, Ymax = 42.75 KPH @ 0.0181 Seconds





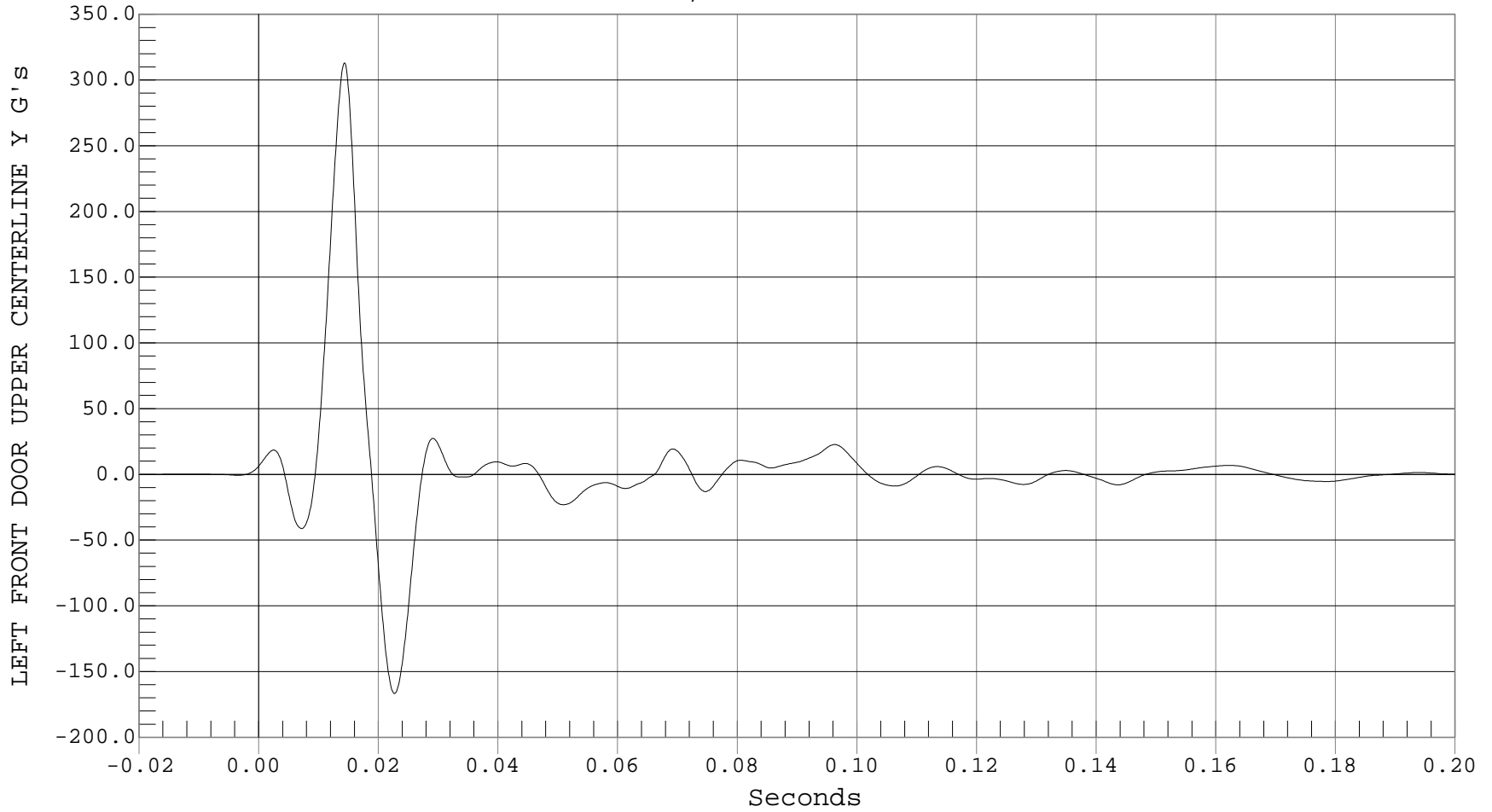
### LEFT FRONT DOOR UPPER CENTERLINE Y ACCELERATION

Test Desc.: 38 MPH SIDE NCAP IMPACT  
Component: 2001 HONDA CIVIC 2 DOOR  
Other Info:

Test Date: 11-01-00  
Speed: 38.3 MPH, 61.6 KPH  
Filter Class: 60

— 1 LEFT FRONT DOOR UPPER CENTERLINE Y, B00092AF.A38

Ymin = -166.77 G's @ 0.0227 Seconds, Ymax = 312.92 G's @ 0.0143 Seconds





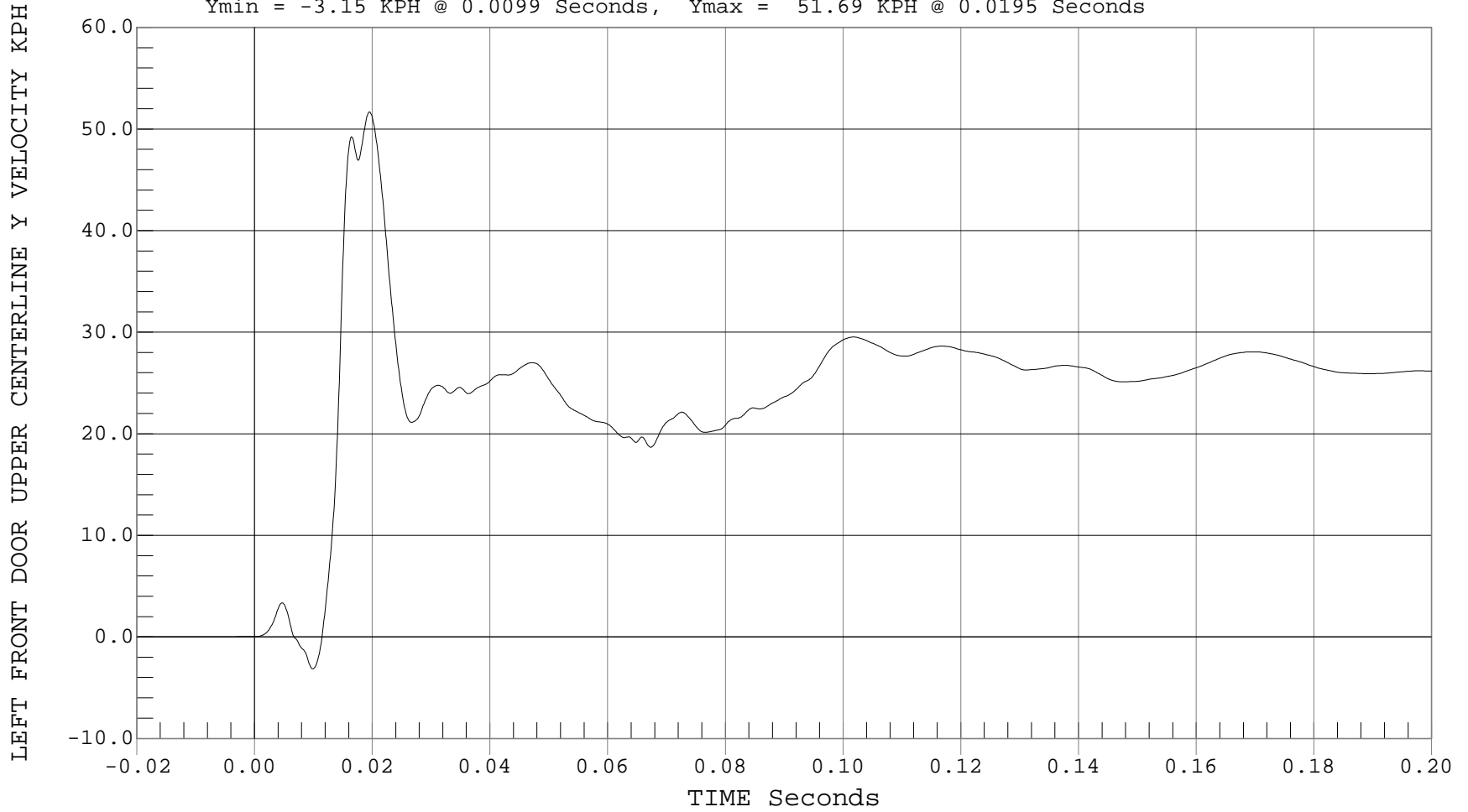
LEFT FRONT DOOR UPPER CENTERLINE Y VELOCITY

Test Desc.: 38 MPH SIDE NCAP IMPACT  
Component: 2001 HONDA CIVIC 2 DOOR  
Other Info:

Test Date: 11-01-00  
Speed: 38.3 MPH, 61.6 KPH  
Filter Class: 180

— 1 LEFT FRONT DOOR UPPER CENTERLINE Y VELOCITY, B00092AI.V38

Ymin = -3.15 KPH @ 0.0099 Seconds, Ymax = 51.69 KPH @ 0.0195 Seconds





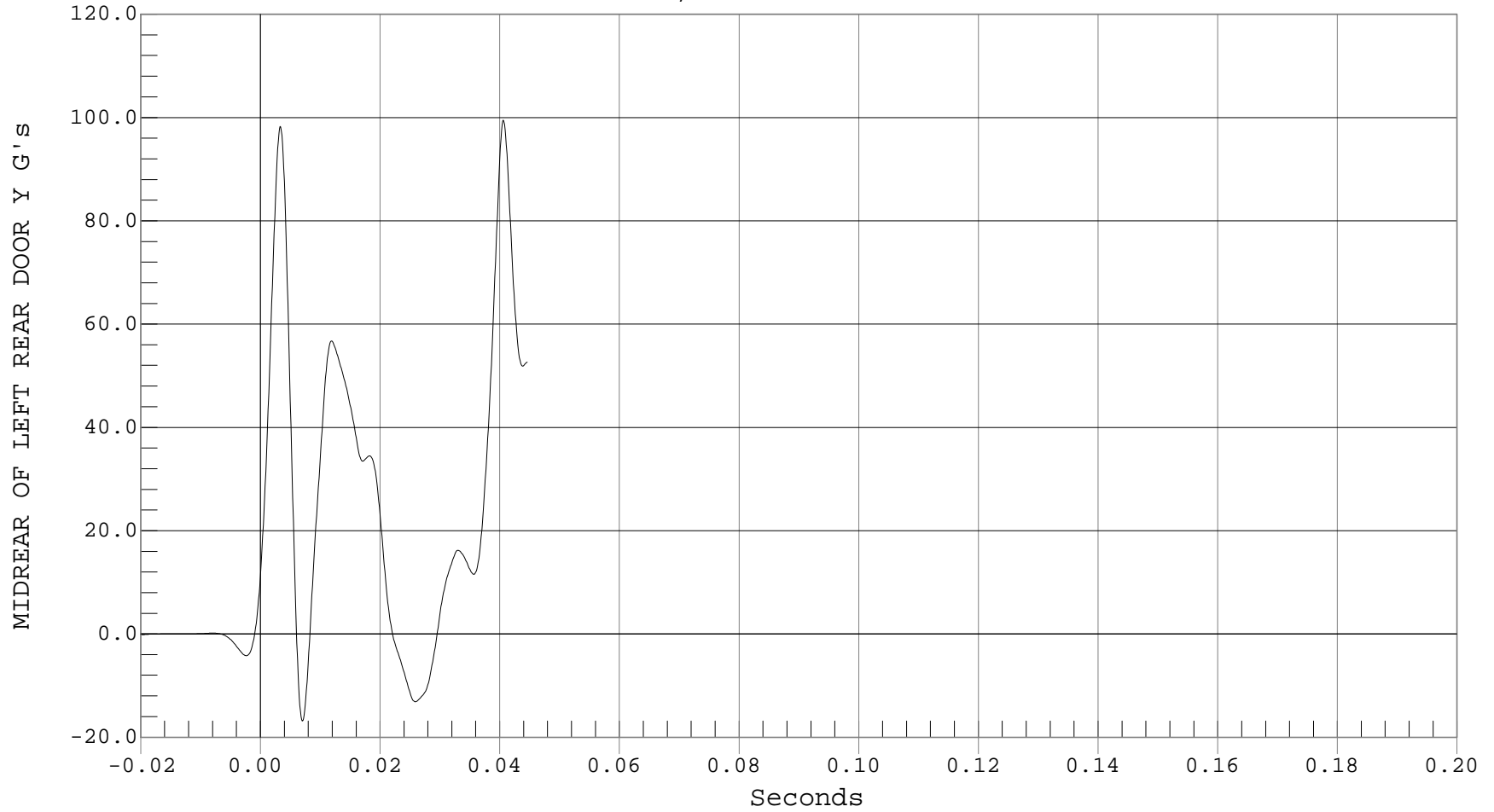
LEFT REAR DOOR MIDREAR Y ACCELERATION (QD AFTER 43 msec)

Test Desc.: 38 MPH SIDE NCAP IMPACT  
Component: 2001 HONDA CIVIC 2 DOOR  
Other Info:

Test Date: 11-01-00  
Speed: 38.3 MPH, 61.6 KPH  
Filter Class: 60

— 1 MIDREAR OF LEFT REAR DOOR Y, B00092AF.A39

Ymin = -16.85 G's @ 0.0070 Seconds, Ymax = 99.51 G's @ 0.0406 Seconds





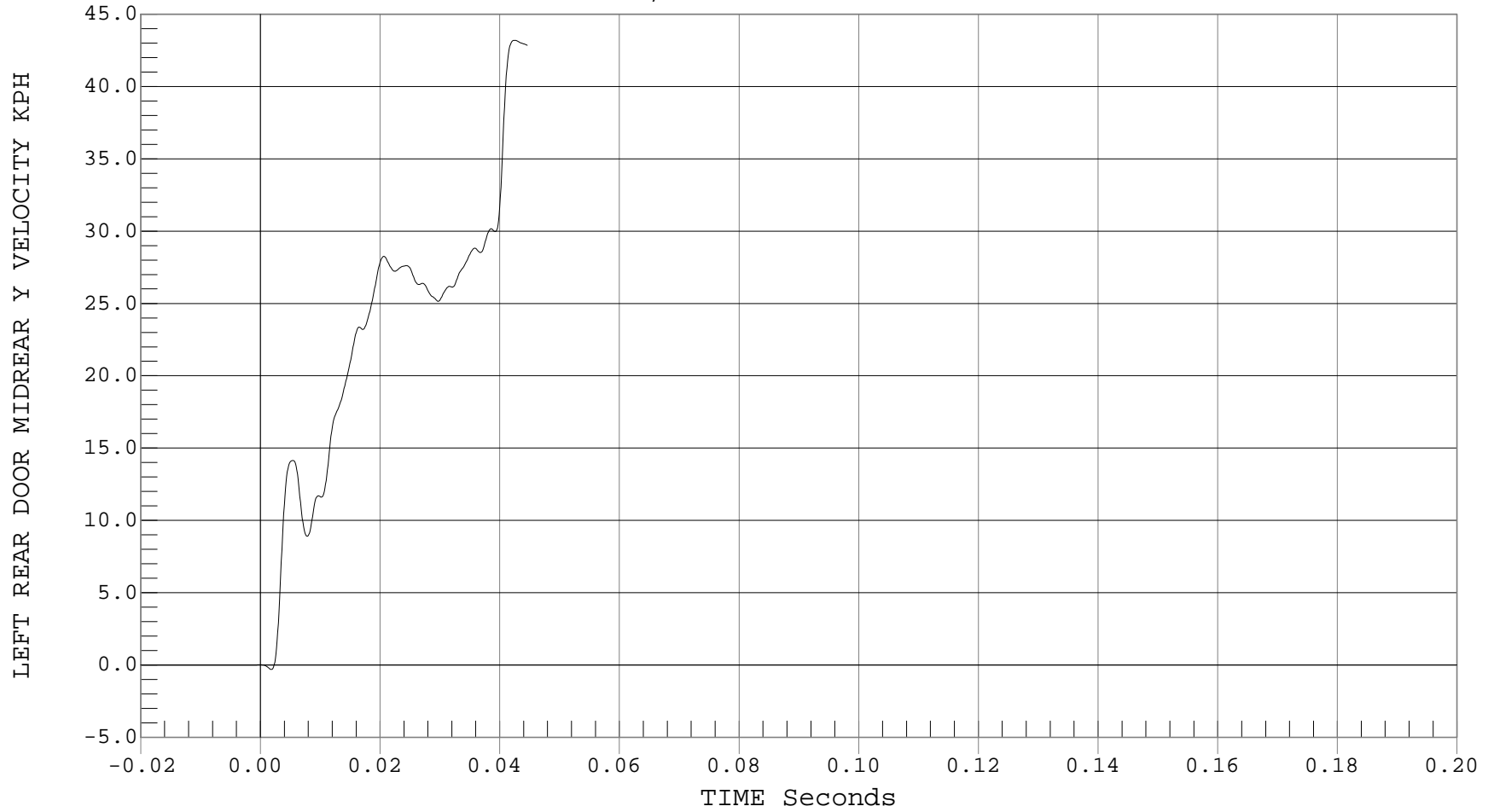
LEFT REAR DOOR MIDREAR Y VELOCITY (QD AFTER 43 msec.)

Test Desc.: 38 MPH SIDE NCAP IMPACT  
Component: 2001 HONDA CIVIC 2 DOOR  
Other Info:

Test Date: 11-01-00  
Speed: 38.3 MPH, 61.6 KPH  
Filter Class: 180

— 1 LEFT REAR DOOR MIDREAR Y VELOCITY, B00092AI.V39

Ymin = -.31 KPH @ 0.0018 Seconds, Ymax = 43.19 KPH @ 0.0425 Seconds





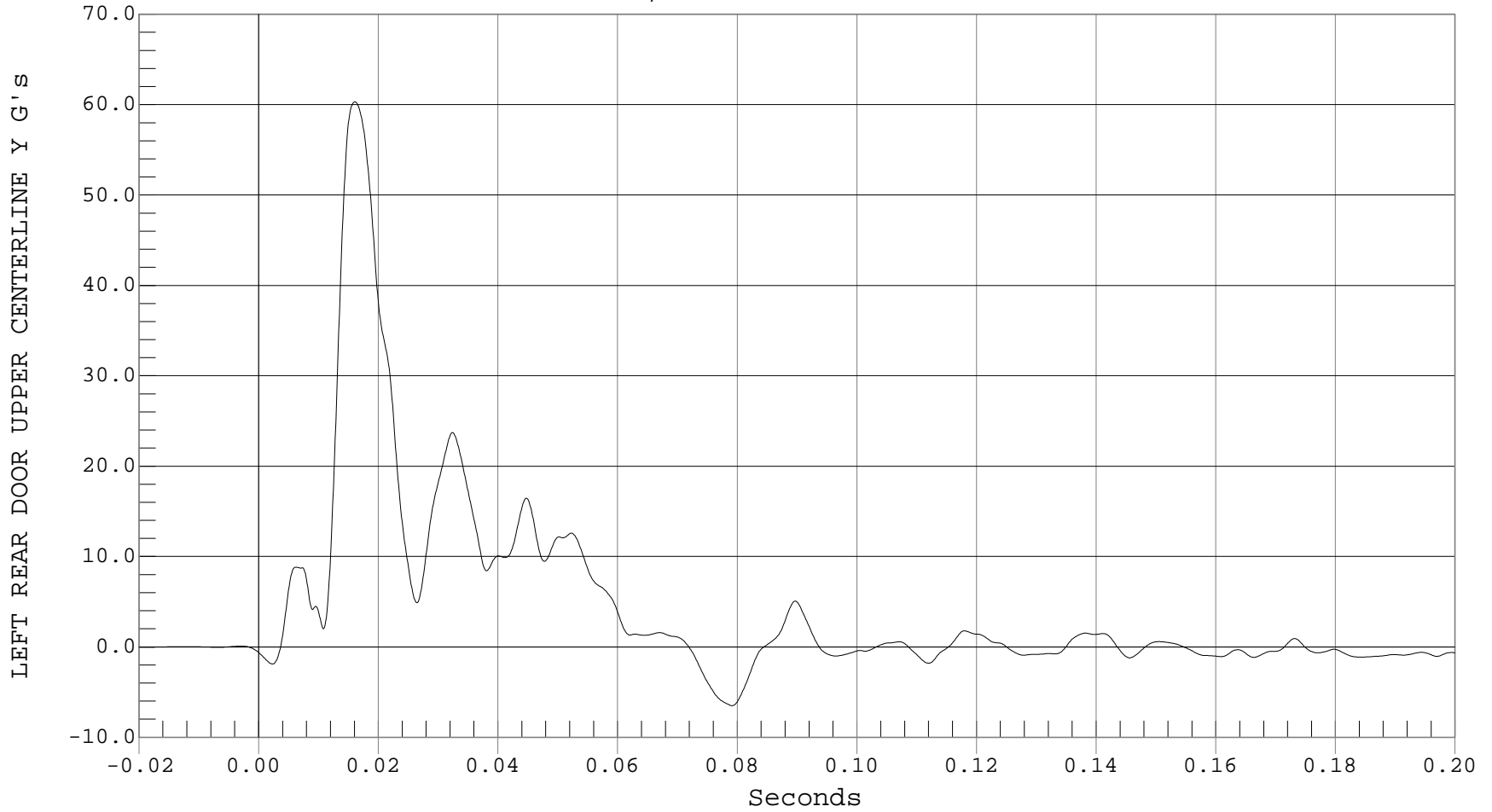
### LEFT REAR DOOR UPPER CENTERLINE Y ACCELERATION

Test Desc.: 38 MPH SIDE NCAP IMPACT  
Component: 2001 HONDA CIVIC 2 DOOR  
Other Info:

Test Date: 11-01-00  
Speed: 38.3 MPH, 61.6 KPH  
Filter Class: 60

— 1 LEFT REAR DOOR UPPER CENTERLINE Y, B00092AF.A40

Ymin = -6.5 G's @ 0.0791 Seconds, Ymax = 60.3 G's @ 0.0161 Seconds





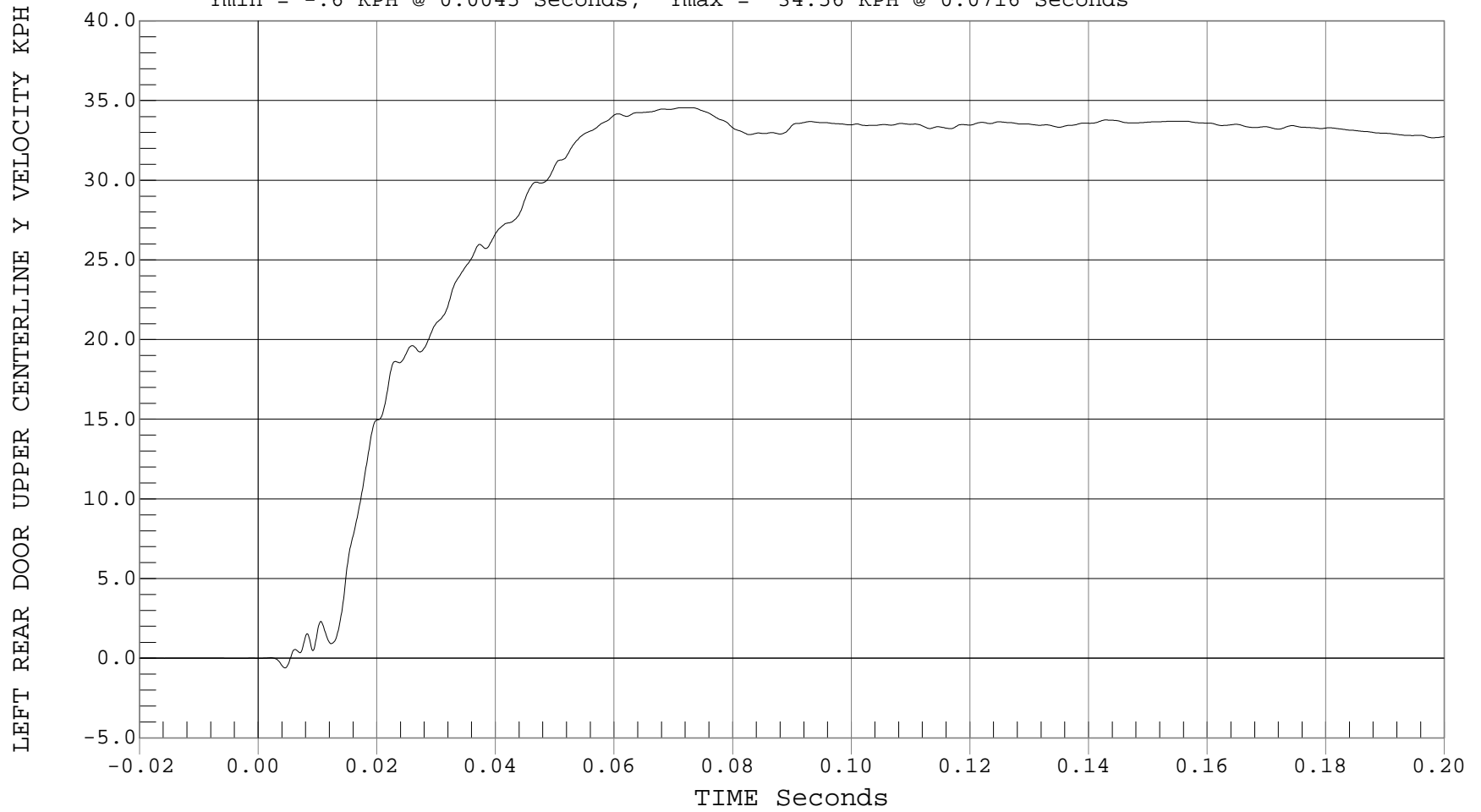
### LEFT REAR DOOR UPPER CENTERLINE Y VELOCITY

Test Desc.: 38 MPH SIDE NCAP IMPACT  
Component: 2001 HONDA CIVIC 2 DOOR  
Other Info:

Test Date: 11-01-00  
Speed: 38.3 MPH, 61.6 KPH  
Filter Class: 180

— 1 LEFT REAR DOOR UPPER CENTERLINE Y VELOCITY, B00092AI.V40

Ymin = -.6 KPH @ 0.0045 Seconds, Ymax = 34.56 KPH @ 0.0716 Seconds





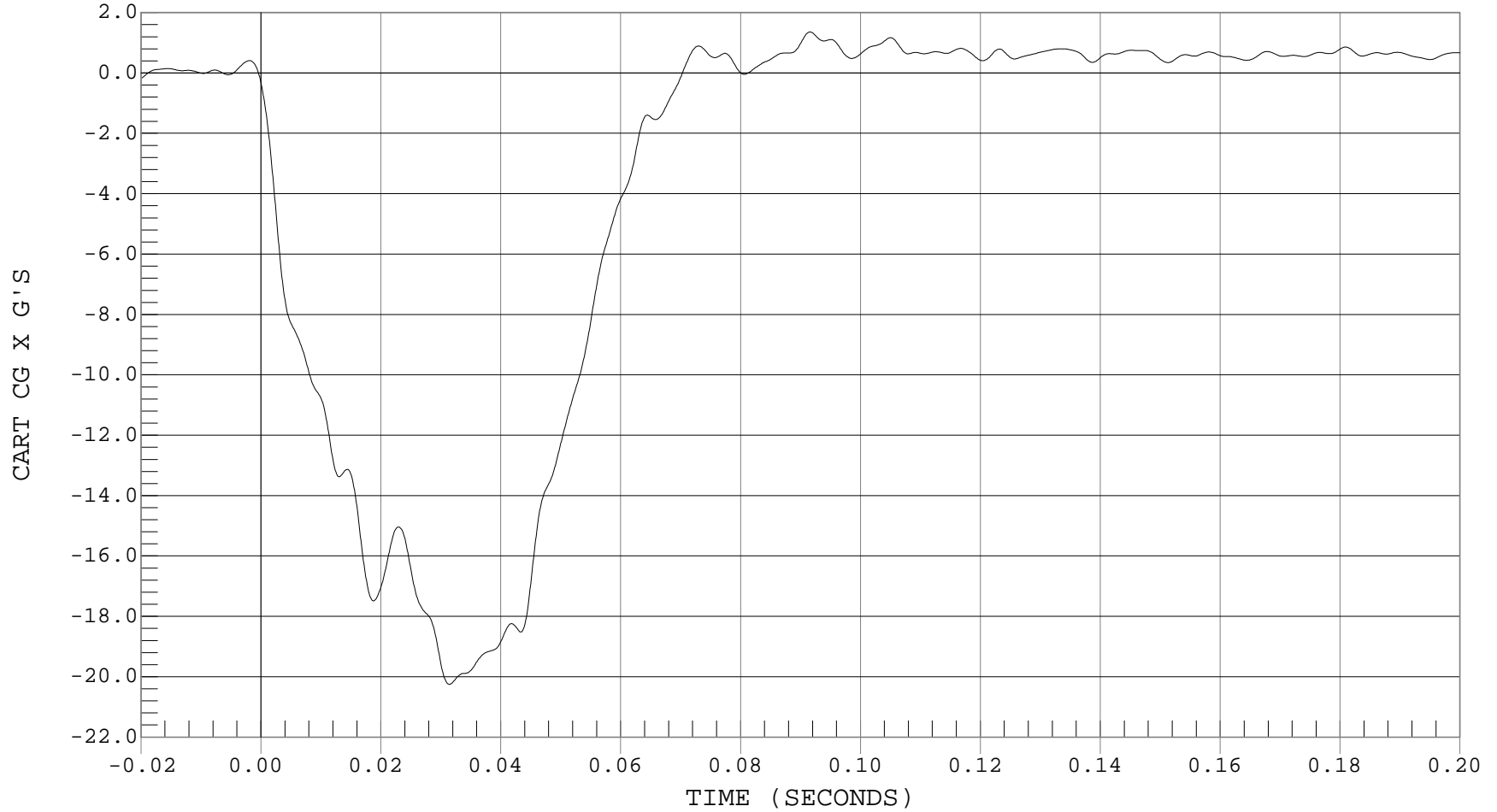
### MOVING BARRIER CG X ACCELERATION

Test Desc.: 38 MPH SIDE NCAP IMPACT  
Component: 2001 HONDA CIVIC 2 DOOR  
Other Info:

Test Date: 11-01-00  
Speed: 38.3 MPH, 61.6 KPH  
Filter Class: 60

— 1 CART CG X, C00092AF.A02

Ymin = -20.25 G'S @ 0.0314 SECONDS, Ymax = 1.36 G'S @ 0.0916 SECONDS





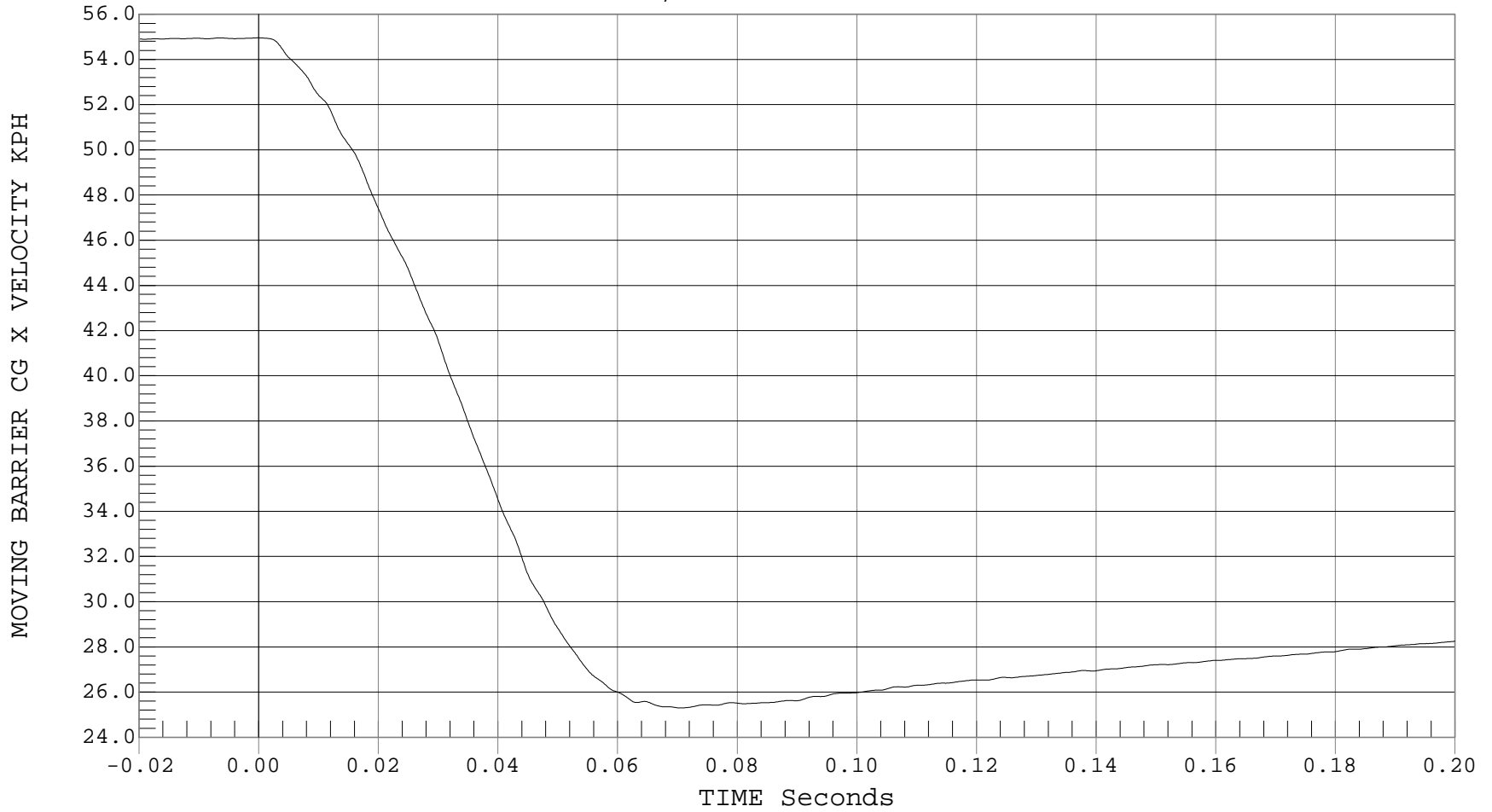
### MOVING BARRIER CG X VELOCITY

Test Desc.: 38 MPH SIDE NCAP IMPACT  
Component: 2001 HONDA CIVIC 2 DOOR  
Other Info:

Test Date: 11-01-00  
Speed: 38.3 MPH, 61.6 KPH  
Filter Class: 180

— 1 MOVING BARRIER CG X VELOCITY, C00092AI.V02

Ymin = 25.3 KPH @ 0.0705 Seconds, Ymax = 54.96 KPH @ -0.0002 Seconds





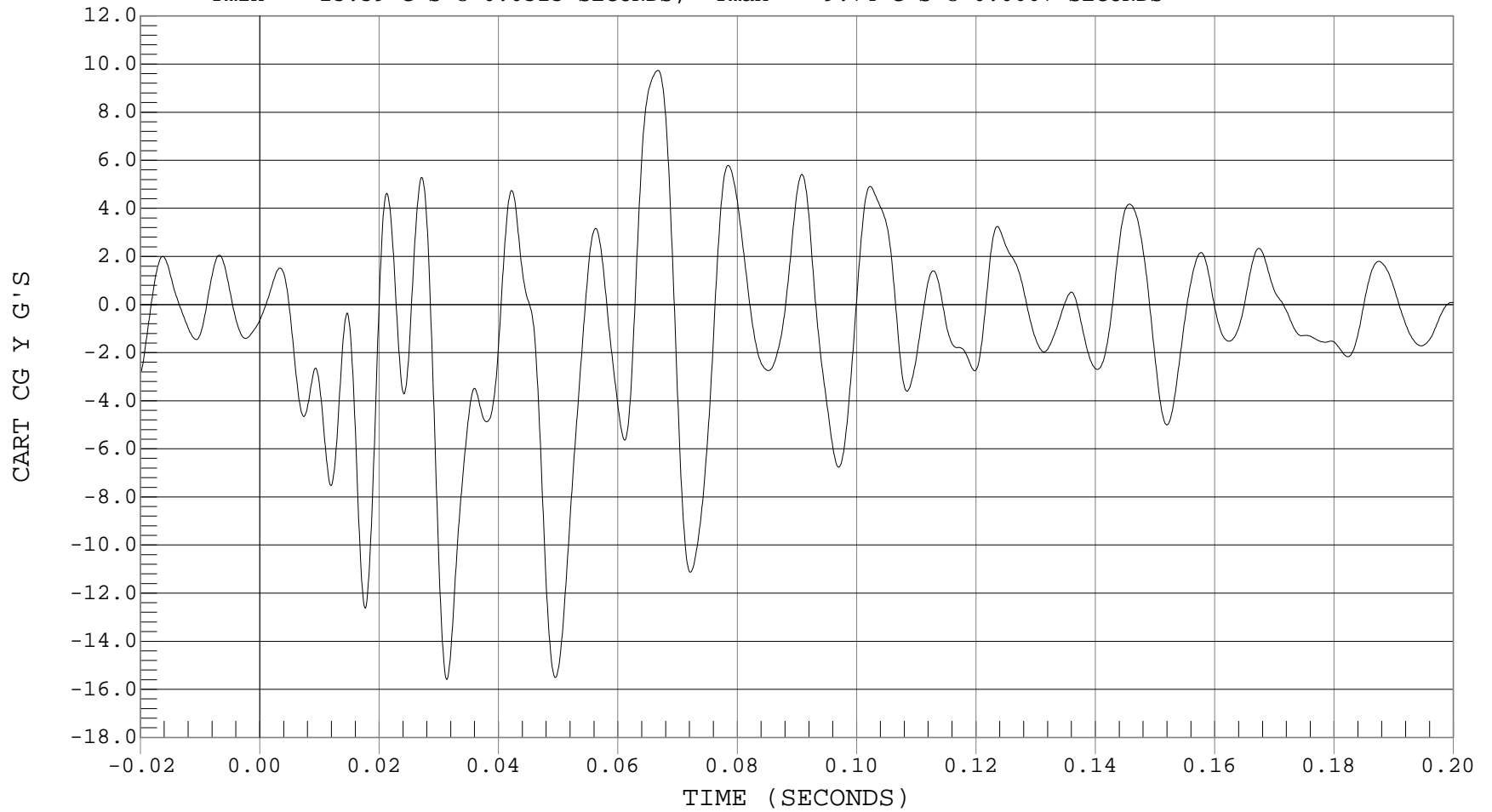
### MOVING BARRIER CG Y ACCELERATION

Test Desc.: 38 MPH SIDE NCAP IMPACT  
Component: 2001 HONDA CIVIC 2 DOOR  
Other Info:

Test Date: 11-01-00  
Speed: 38.3 MPH, 61.6 KPH  
Filter Class: 60

— 1 CART CG Y, C00092AF.A03

Ymin = -15.59 G'S @ 0.0313 SECONDS, Ymax = 9.74 G'S @ 0.0667 SECONDS



B-90



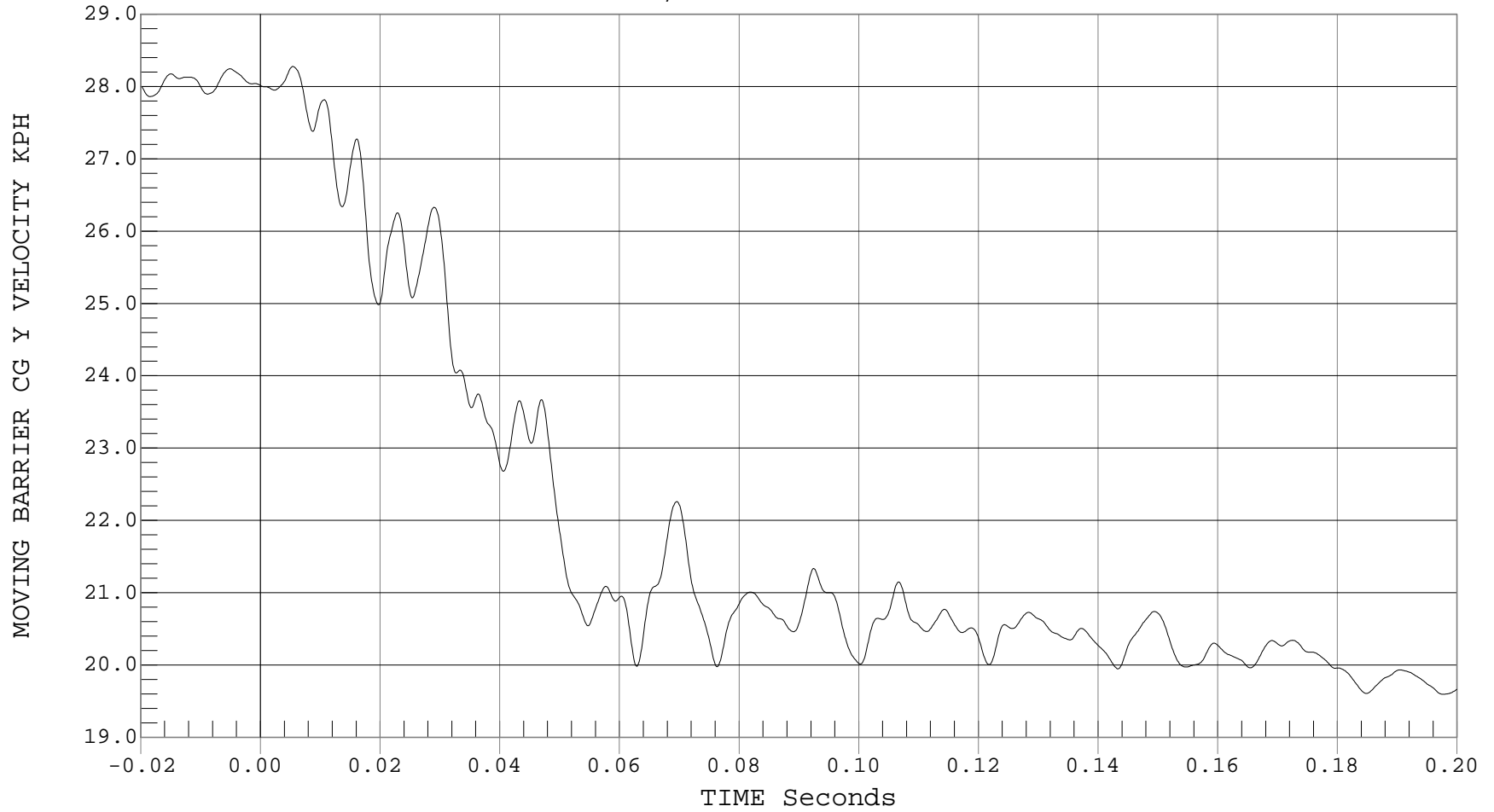
### MOVING BARRIER CG Y VELOCITY

Test Desc.: 38 MPH SIDE NCAP IMPACT  
Component: 2001 HONDA CIVIC 2 DOOR  
Other Info:

Test Date: 11-01-00  
Speed: 38.3 MPH, 61.6 KPH  
Filter Class: 180

— 1 MOVING BARRIER CG Y VELOCITY, C00092AI.V03

Ymin = 19.6 KPH @ 0.1976 Seconds, Ymax = 28.28 KPH @ 0.0054 Seconds





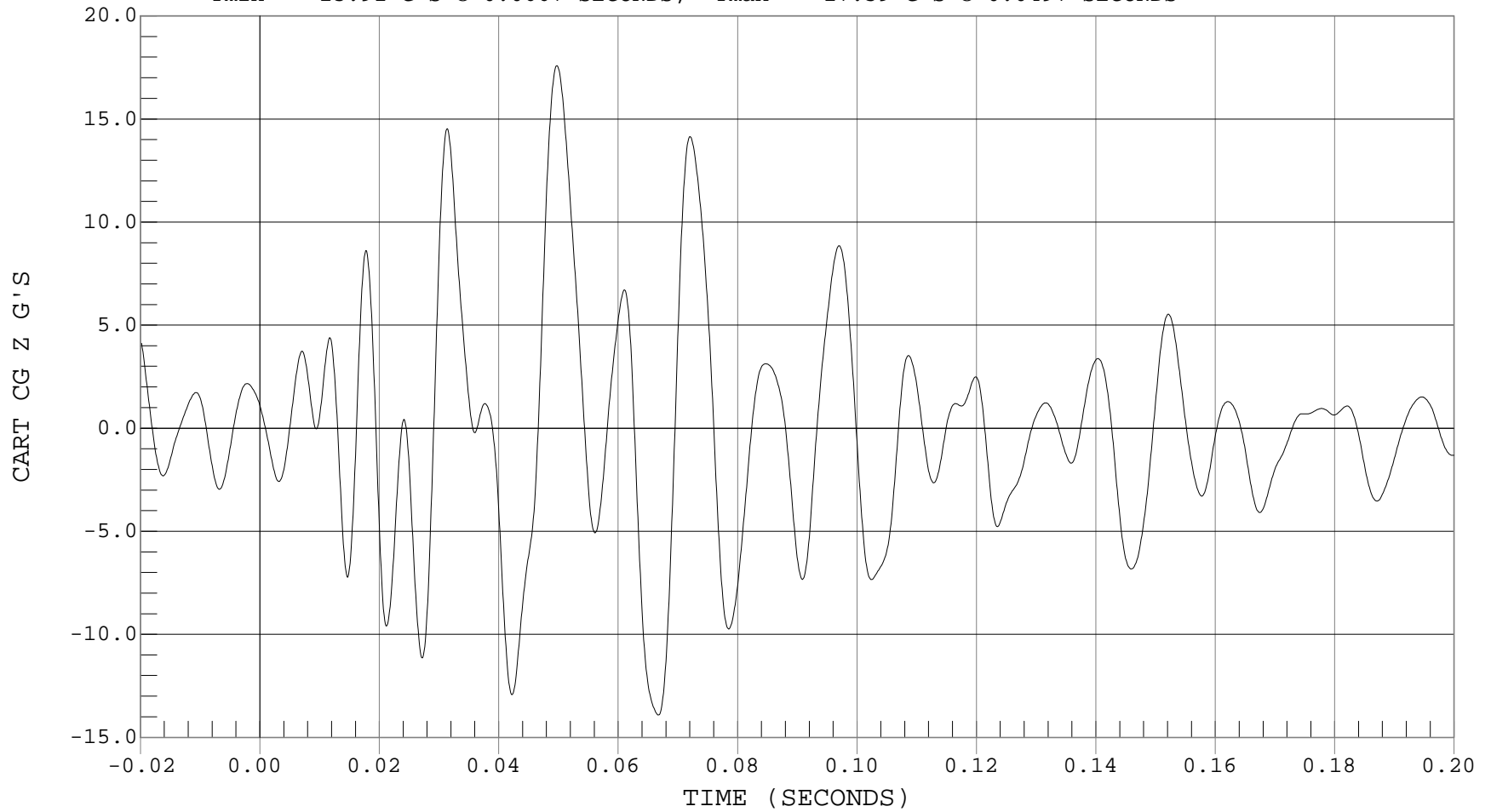
### MOVING BARRIER CG Z ACCELERATION

Test Desc.: 38 MPH SIDE NCAP IMPACT  
Component: 2001 HONDA CIVIC 2 DOOR  
Other Info:

Test Date: 11-01-00  
Speed: 38.3 MPH, 61.6 KPH  
Filter Class: 60

— 1 CART CG Z, C00092AF.A04

Ymin = -13.92 G'S @ 0.0667 SECONDS, Ymax = 17.59 G'S @ 0.0497 SECONDS



B-92



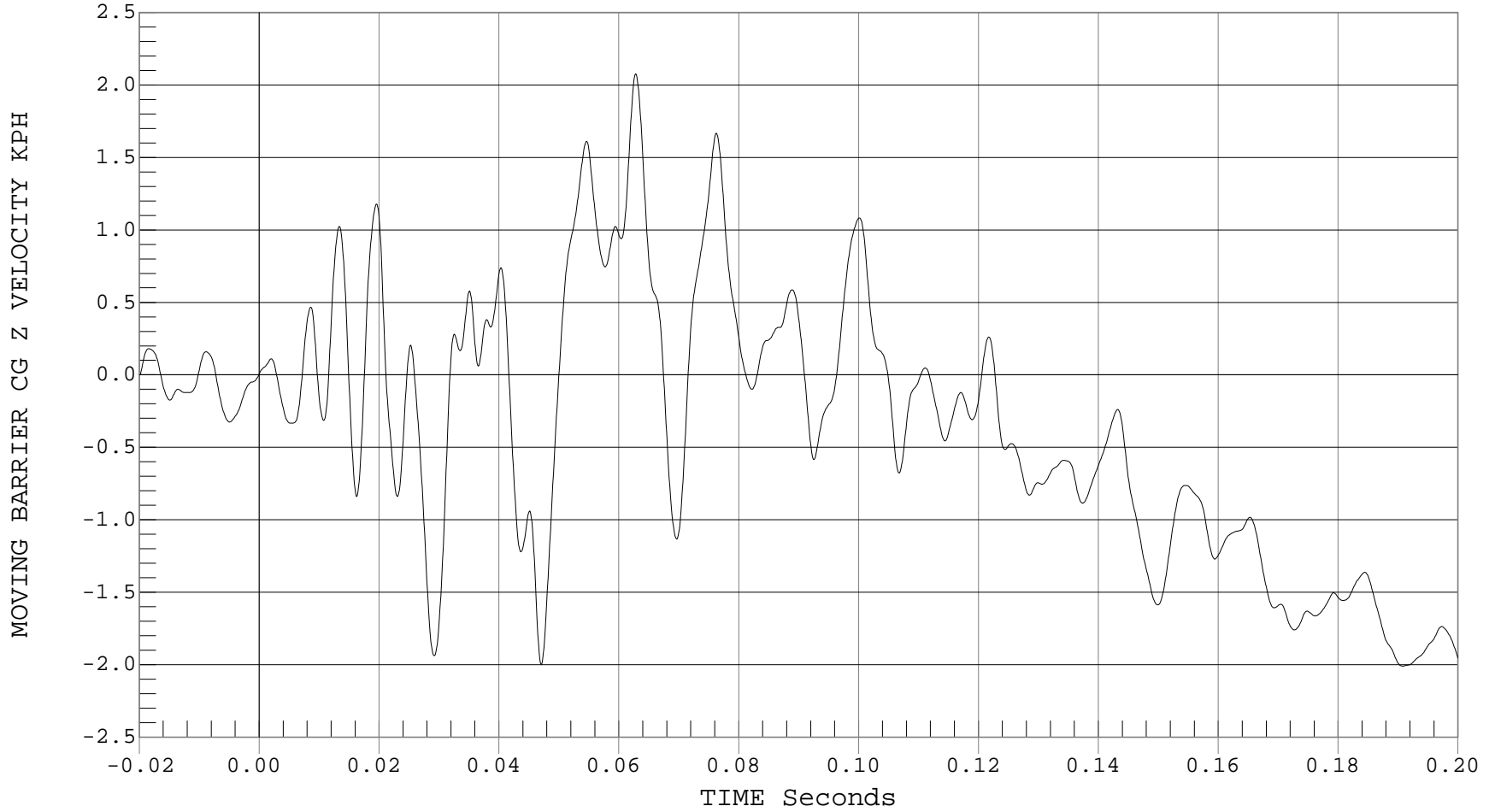
### MOVING BARRIER CG Z VELOCITY

Test Desc.: 38 MPH SIDE NCAP IMPACT  
Component: 2001 HONDA CIVIC 2 DOOR  
Other Info:

Test Date: 11-01-00  
Speed: 38.3 MPH, 61.6 KPH  
Filter Class: 180

— 1 MOVING BARRIER CG Z VELOCITY, C00092AI.V04

Ymin = -2.01 KPH @ 0.2005 Seconds, Ymax = 2.08 KPH @ 0.0628 Seconds





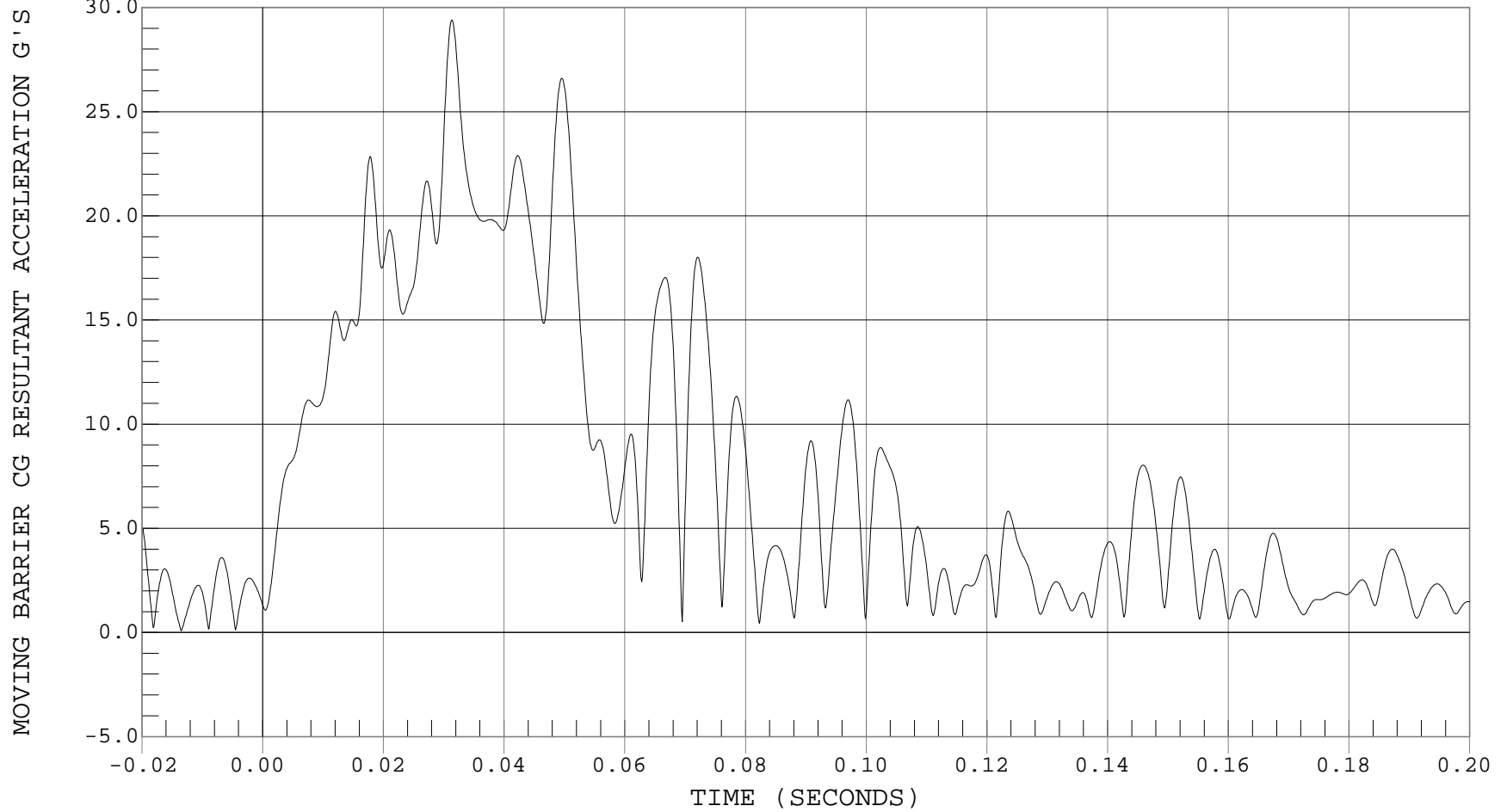
### MOVING BARRIER CG RESULTANT ACCELERATION

Test Desc.: 38 MPH SIDE NCAP IMPACT  
Component: 2001 HONDA CIVIC 2 DOOR  
Other Info:

Test Date: 11-01-00  
Speed: 38.3 MPH, 61.6 KPH  
Filter Class: 60

— 1 MOVING BARRIER CG RESULTANT ACCELERATION, C00092AV.A02

Ymin = .08 G'S @ -0.0135 SECONDS, Ymax = 29.39 G'S @ 0.0314 SECONDS





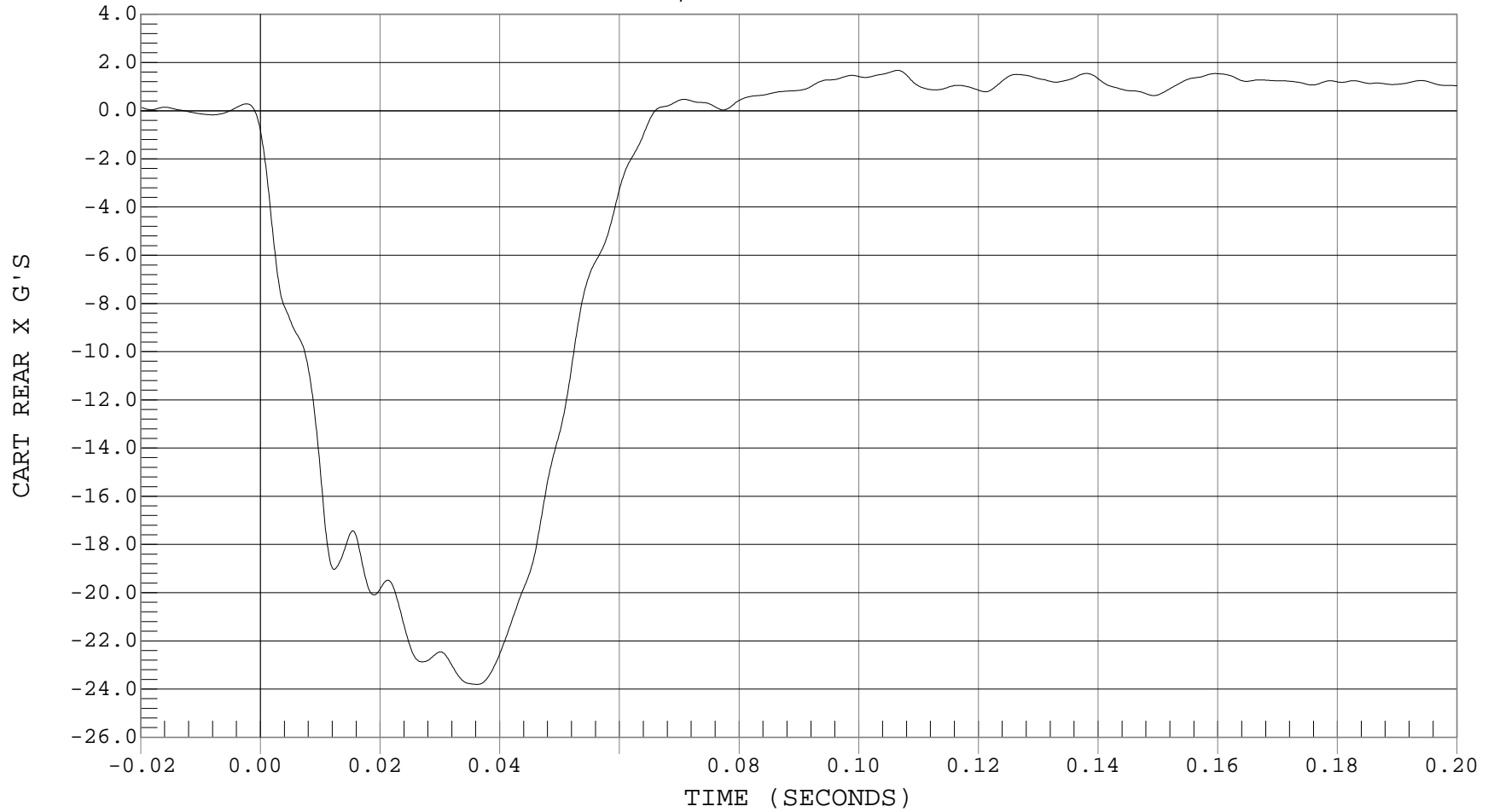
### MOVING BARRIER REAR AXLE X ACCELERATION

Test Desc.: 38 MPH SIDE NCAP IMPACT  
Component: 2001 HONDA CIVIC 2 DOOR  
Other Info:

Test Date: 11-01-00  
Speed: 38.3 MPH, 61.6 KPH  
Filter Class: 60

— 1 CART REAR X, C00092AF.A05

Ymin = -23.81 G'S @ 0.0362 SECONDS, Ymax = 1.67 G'S @ 0.1065 SECONDS



B-95



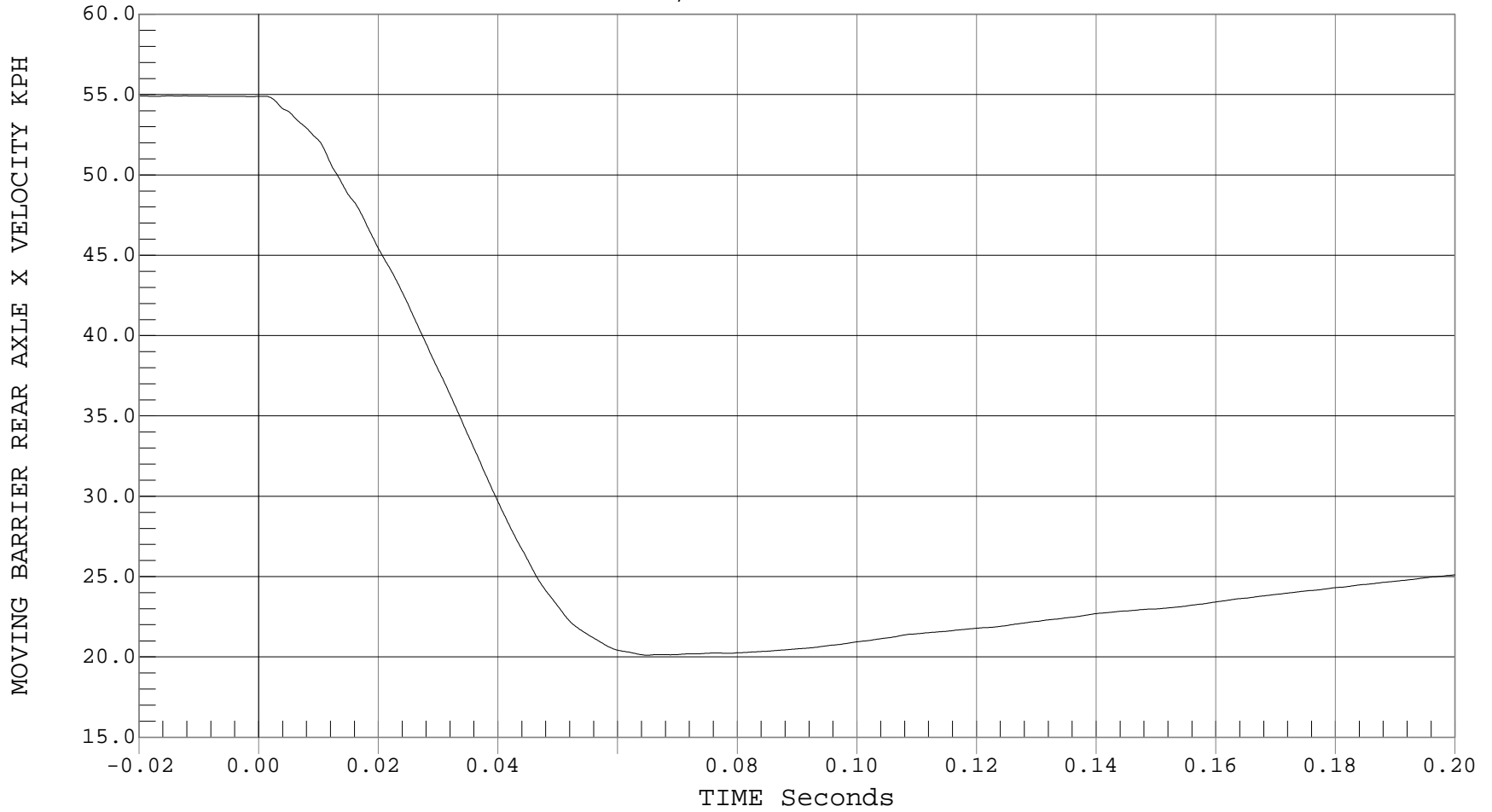
### MOVING BARRIER REAR AXLE X VELOCITY

Test Desc.: 38 MPH SIDE NCAP IMPACT  
Component: 2001 HONDA CIVIC 2 DOOR  
Other Info:

Test Date: 11-01-00  
Speed: 38.3 MPH, 61.6 KPH  
Filter Class: 180

— 1 MOVING BARRIER REAR AXLE X VELOCITY, C00092AI.V05

Ymin = 20.11 KPH @ 0.0649 Seconds, Ymax = 54.92 KPH @ -0.0150 Seconds





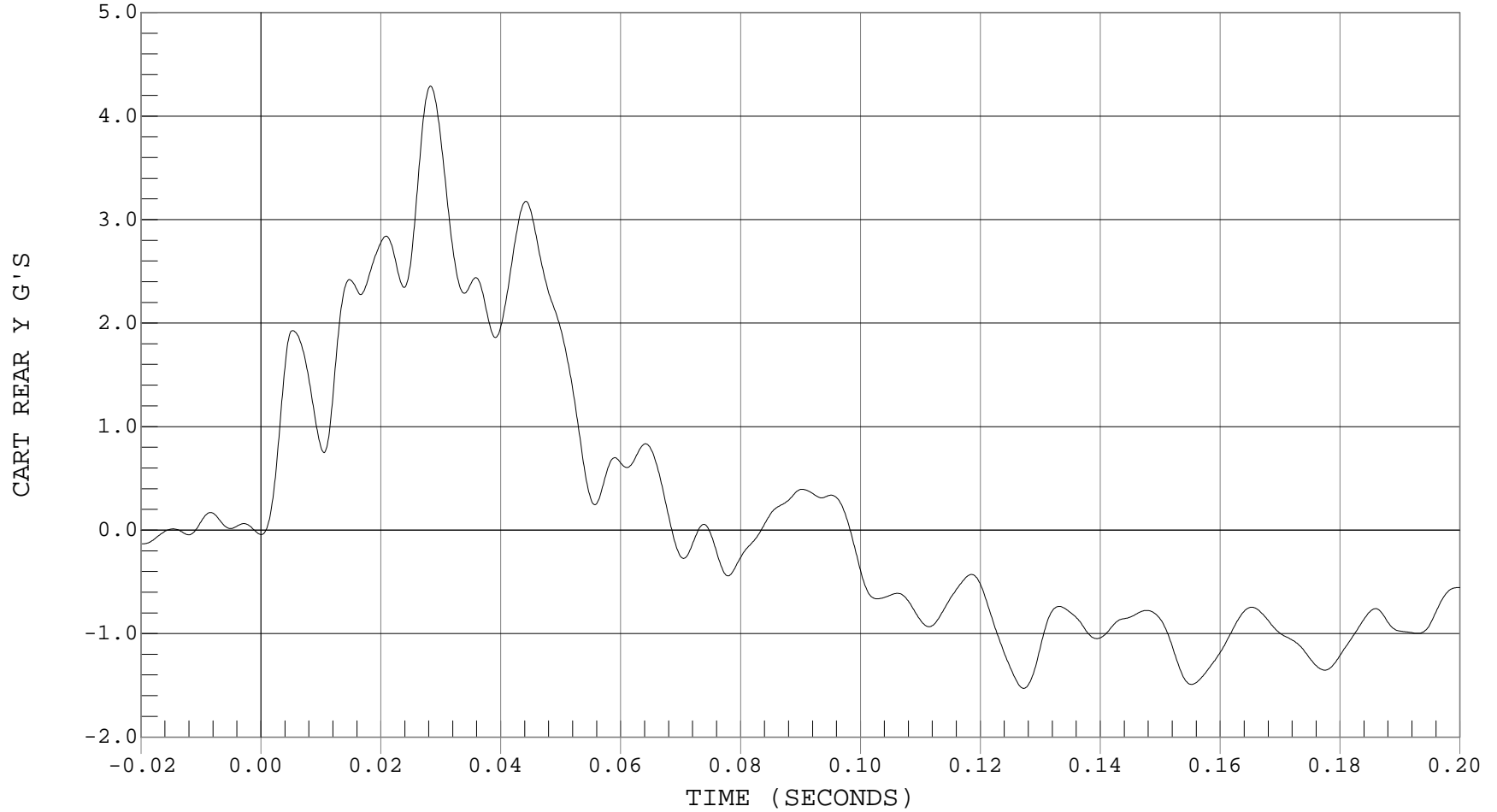
### MOVING BARRIER REAR AXLE Y ACCELERATION

Test Desc.: 38 MPH SIDE NCAP IMPACT  
Component: 2001 HONDA CIVIC 2 DOOR  
Other Info:

Test Date: 11-01-00  
Speed: 38.3 MPH, 61.6 KPH  
Filter Class: 60

— 1 CART REAR Y, C00092AF.A06

Ymin = -1.53 G'S @ 0.1272 SECONDS, Ymax = 4.29 G'S @ 0.0283 SECONDS





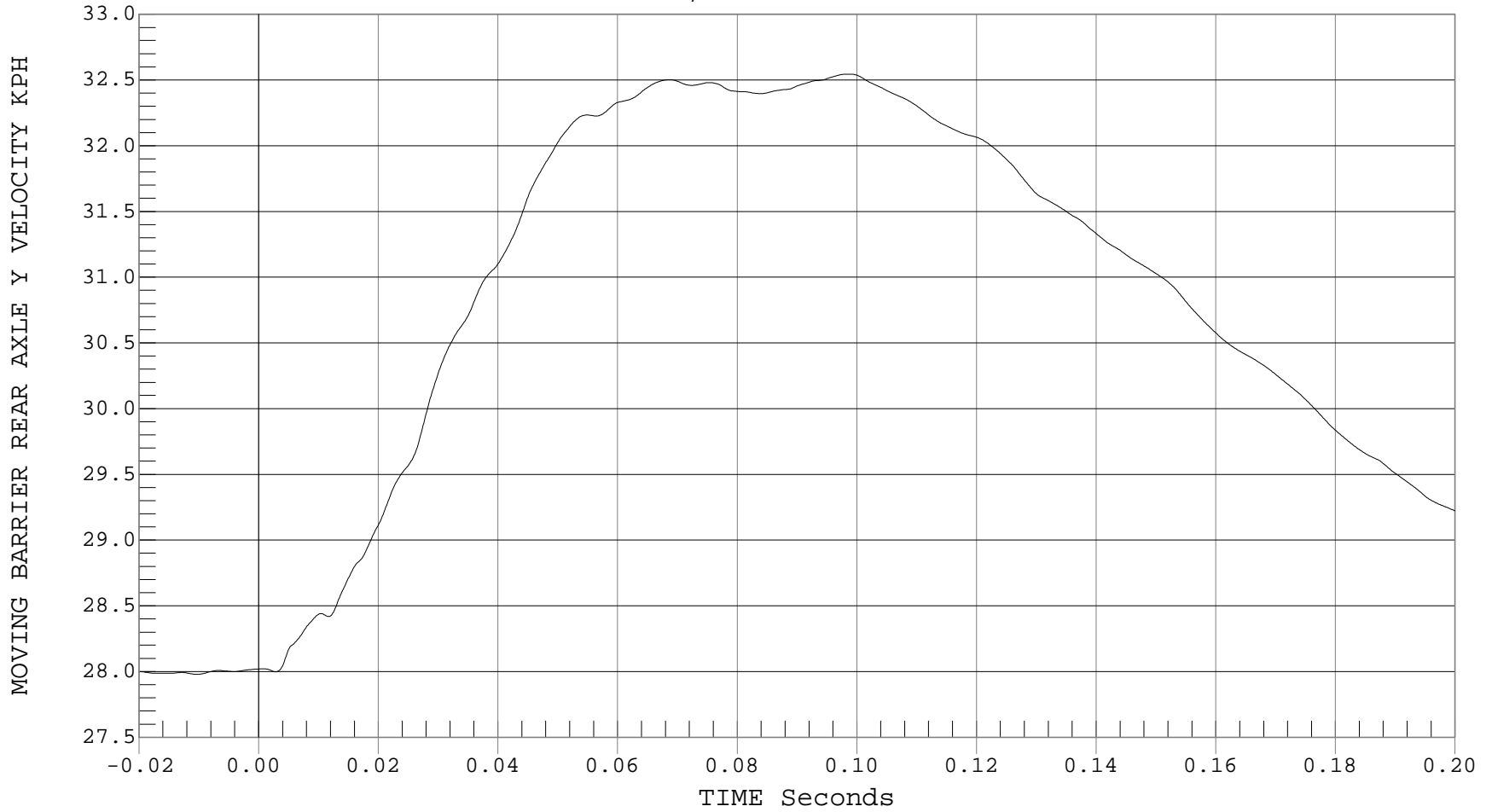
### MOVING BARRIER REAR AXLE Y VELOCITY

Test Desc.: 38 MPH SIDE NCAP IMPACT  
Component: 2001 HONDA CIVIC 2 DOOR  
Other Info:

Test Date: 11-01-00  
Speed: 38.3 MPH, 61.6 KPH  
Filter Class: 180

— 1 MOVING BARRIER REAR AXLE Y VELOCITY, C00092AI.V06

Ymin = 27.98 KPH @ -0.0103 Seconds, Ymax = 32.54 KPH @ 0.0987 Seconds





LEFT BARRIER CONTACT

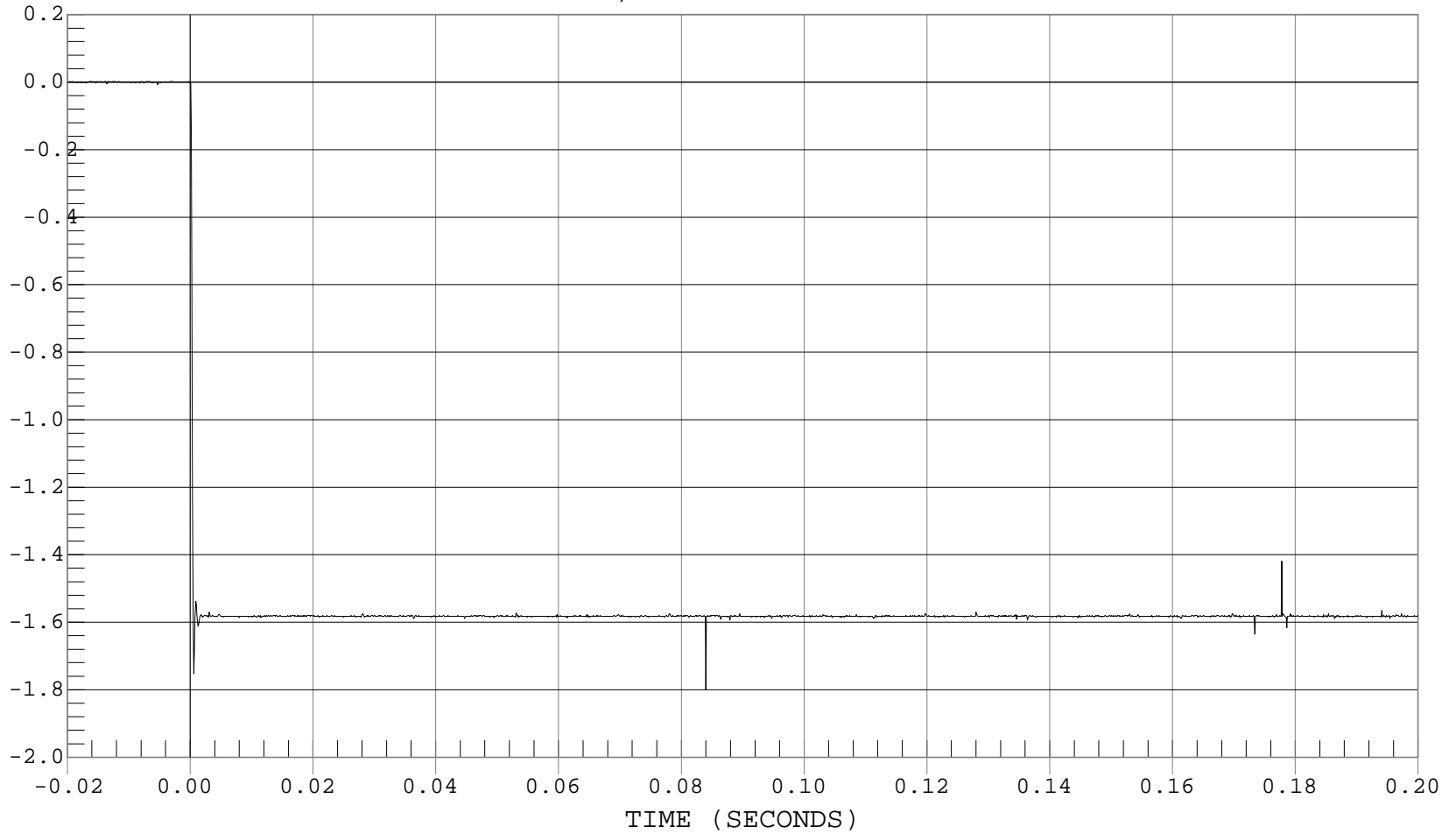
Test Desc.: 38 MPH SIDE NCAP IMPACT  
Component: 2001 HONDA CIVIC 2 DOOR  
Other Info:

Test Date: 11-01-00  
Speed: 38.3 MPH, 61.6 KPH  
Filter Class: 1000

— 1 LEFT BARRIER CONTACT, C00092OT.009

Ymin = -1.8 VOLTS @ 0.0840 SECONDS, Ymax = 0 VOLTS @ -0.0196 SECONDS

LEFT BARRIER CONTACT VOLTS





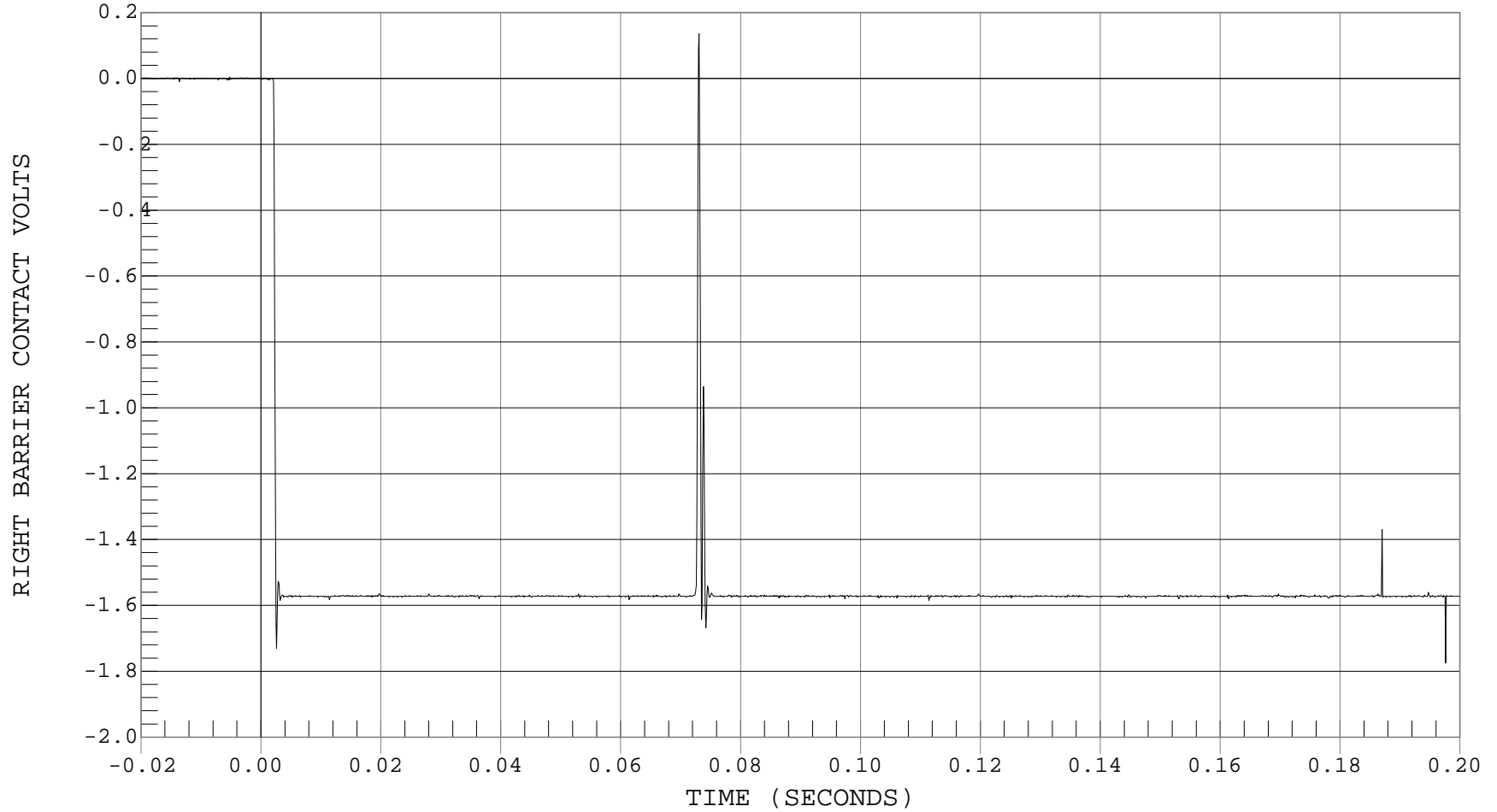
### RIGHT BARRIER CONTACT

Test Desc.: 38 MPH SIDE NCAP IMPACT  
Component: 2001 HONDA CIVIC 2 DOOR  
Other Info:

Test Date: 11-01-00  
Speed: 38.3 MPH, 61.6 KPH  
Filter Class: 1000

— 1 RIGHT BARRIER CONTACT, C000920T.010

Ymin = -1.78 VOLTS @ 0.1976 SECONDS, Ymax = .14 VOLTS @ 0.0731 SECONDS





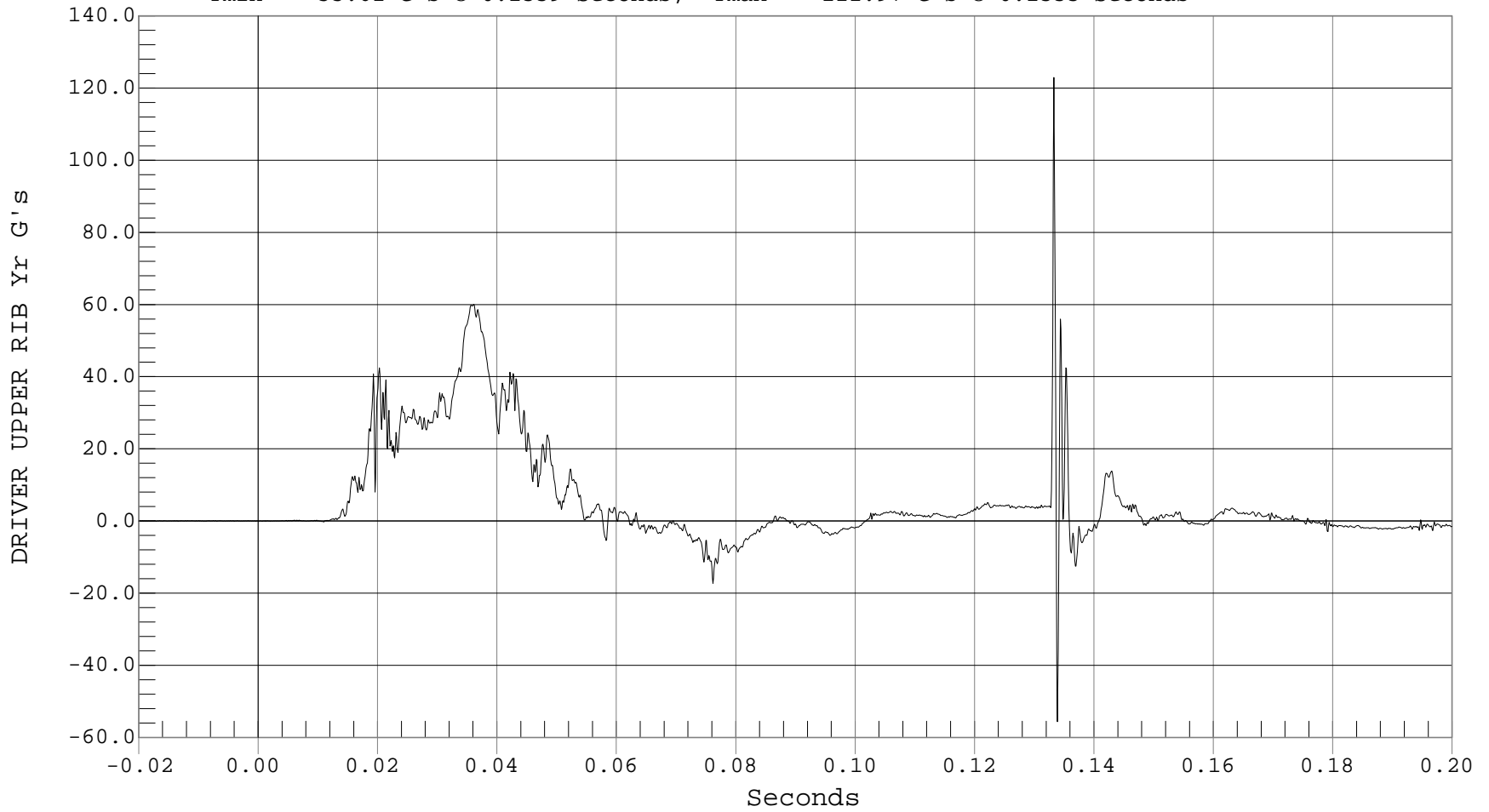
DRIVER UPPER RIB REDUNDANT Y ACCELERATION

Test Desc.: 38 MPH SIDE NCAP IMPACT  
Component: 2001 HONDA CIVIC 2 DOOR  
Other Info:

Test Date: 11-01-00  
Speed: 38.3 MPH, 61.6 KPH  
Filter Class: 1000

— 1 DRIVER UPPER RIB Yr, B00092AT.A41

Ymin = -55.62 G's @ 0.1339 Seconds, Ymax = 122.97 G's @ 0.1333 Seconds



B-101



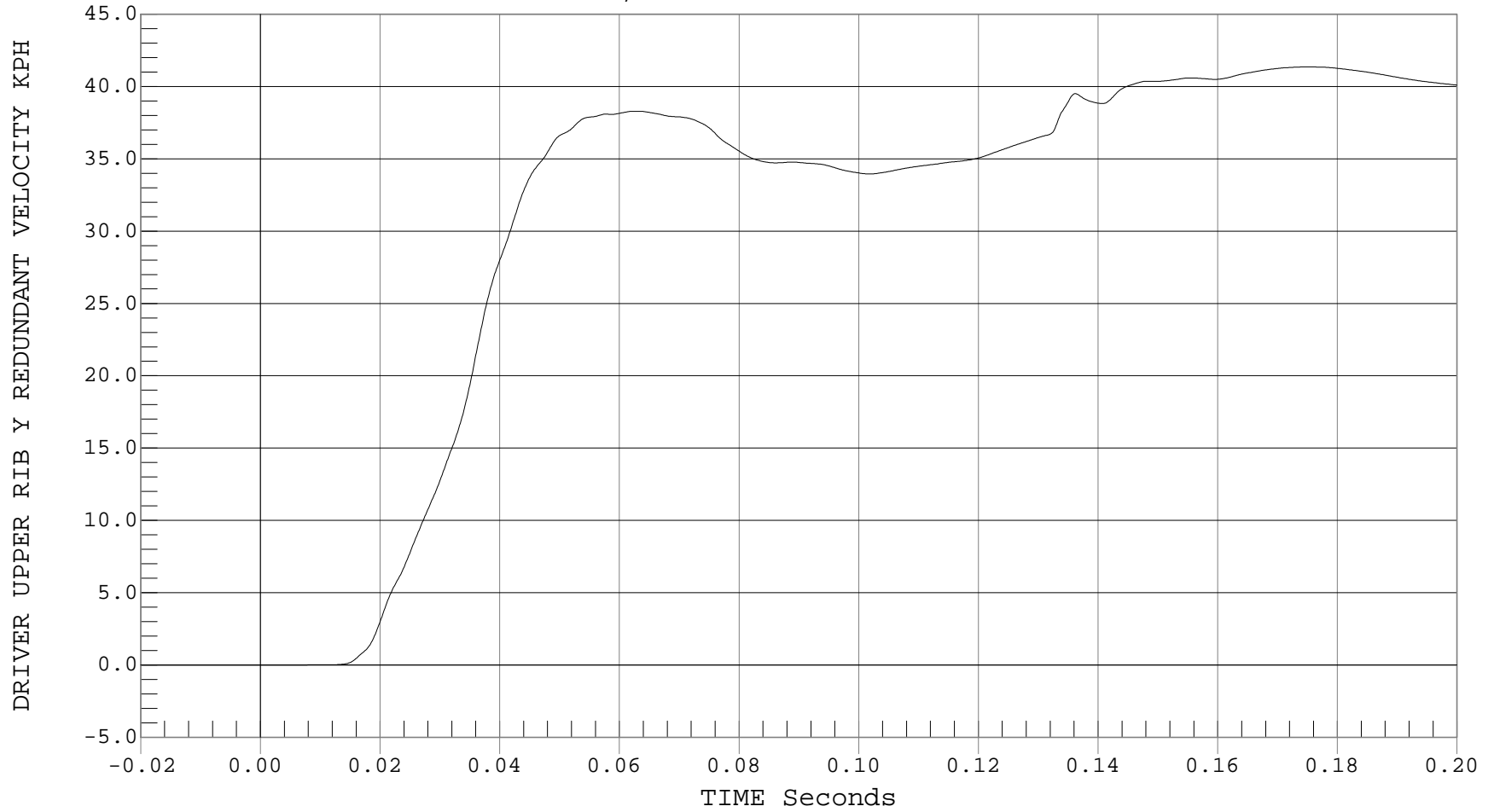
### DRIVER UPPER RIB REDUNDANT Y VELOCITY

Test Desc.: 38 MPH SIDE NCAP IMPACT  
Component: 2001 HONDA CIVIC 2 DOOR  
Other Info:

Test Date: 11-01-00  
Speed: 38.3 MPH, 61.6 KPH  
Filter Class: 180

— 1 DRIVER UPPER RIB Y REDUNDANT VELOCITY, B00092AI.V41

Ymin = 0 KPH @ 0.0029 Seconds, Ymax = 41.36 KPH @ 0.1748 Seconds





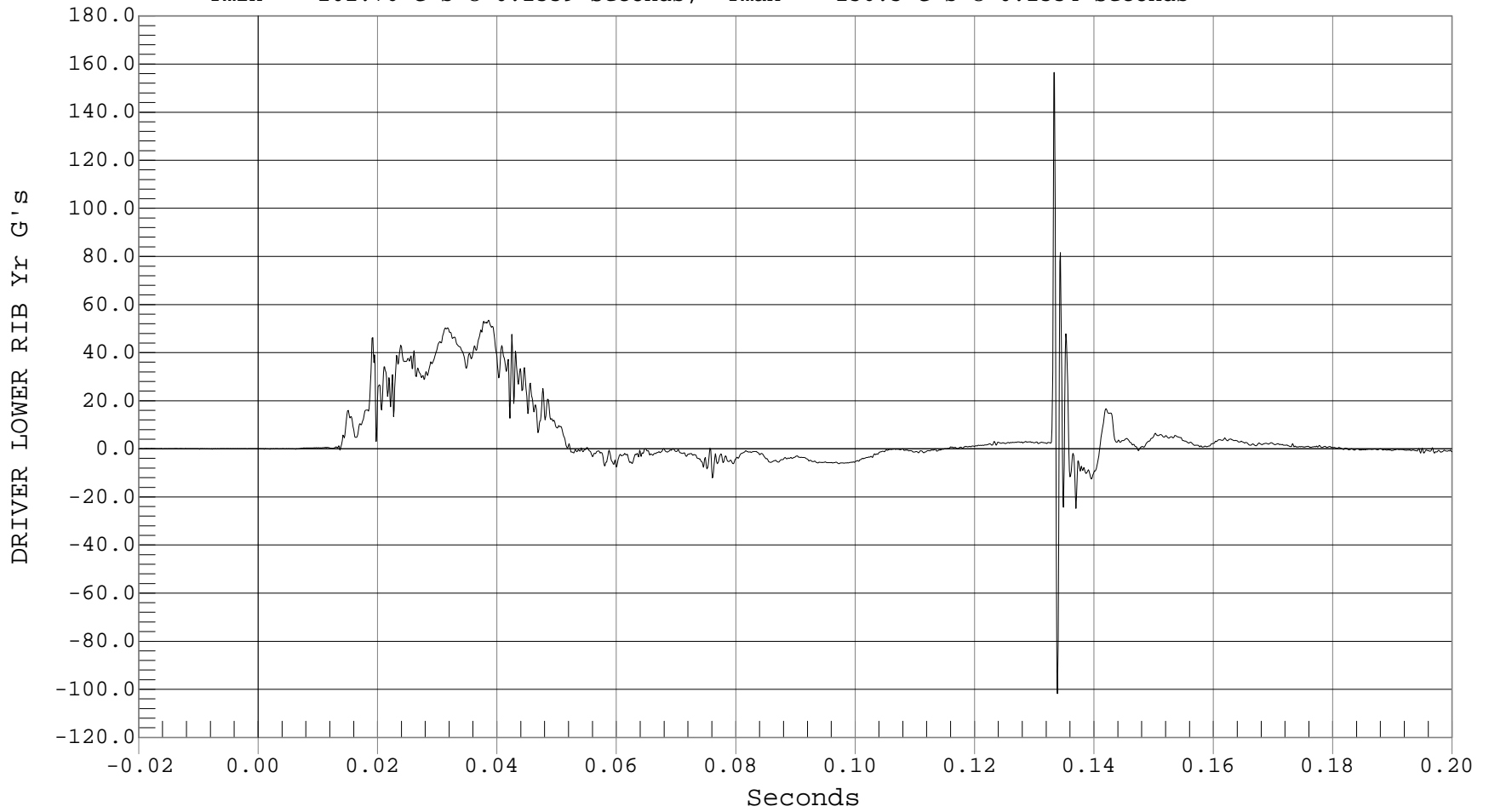
### DRIVER LOWER RIB REDUNDANT Y ACCELERATION

Test Desc.: 38 MPH SIDE NCAP IMPACT  
Component: 2001 HONDA CIVIC 2 DOOR  
Other Info:

Test Date: 11-01-00  
Speed: 38.3 MPH, 61.6 KPH  
Filter Class: 1000

— 1 DRIVER LOWER RIB Yr, B00092AT.A42

Ymin = -101.76 G's @ 0.1339 Seconds, Ymax = 156.5 G's @ 0.1334 Seconds





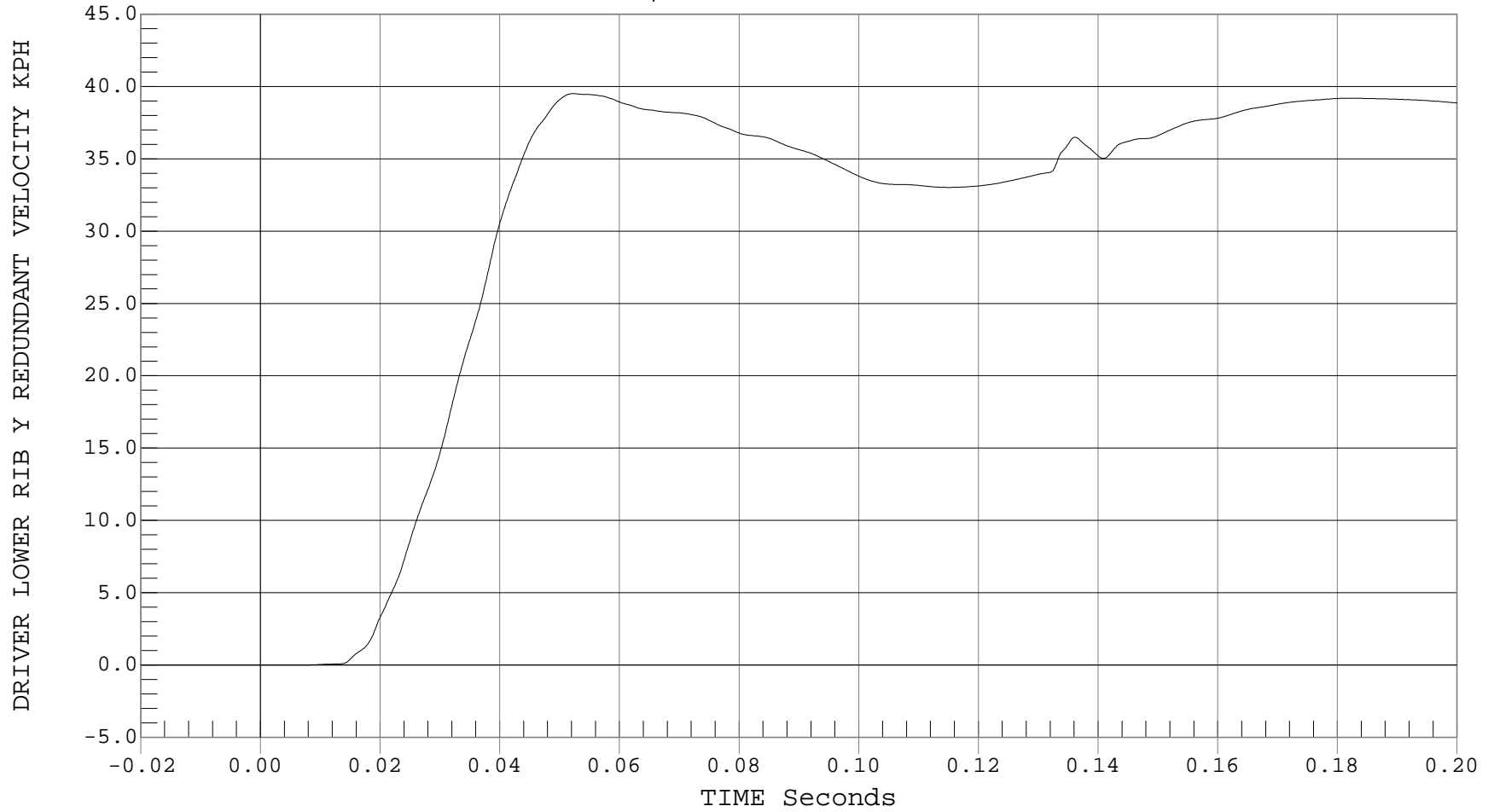
### DRIVER LOWER RIB REDUNDANT Y VELOCITY

Test Desc.: 38 MPH SIDE NCAP IMPACT  
Component: 2001 HONDA CIVIC 2 DOOR  
Other Info:

Test Date: 11-01-00  
Speed: 38.3 MPH, 61.6 KPH  
Filter Class: 180

— 1 DRIVER LOWER RIB Y REDUNDANT VELOCITY, B00092AI.V42

Ymin = -.01 KPH @ 0.0066 Seconds, Ymax = 39.51 KPH @ 0.0523 Seconds





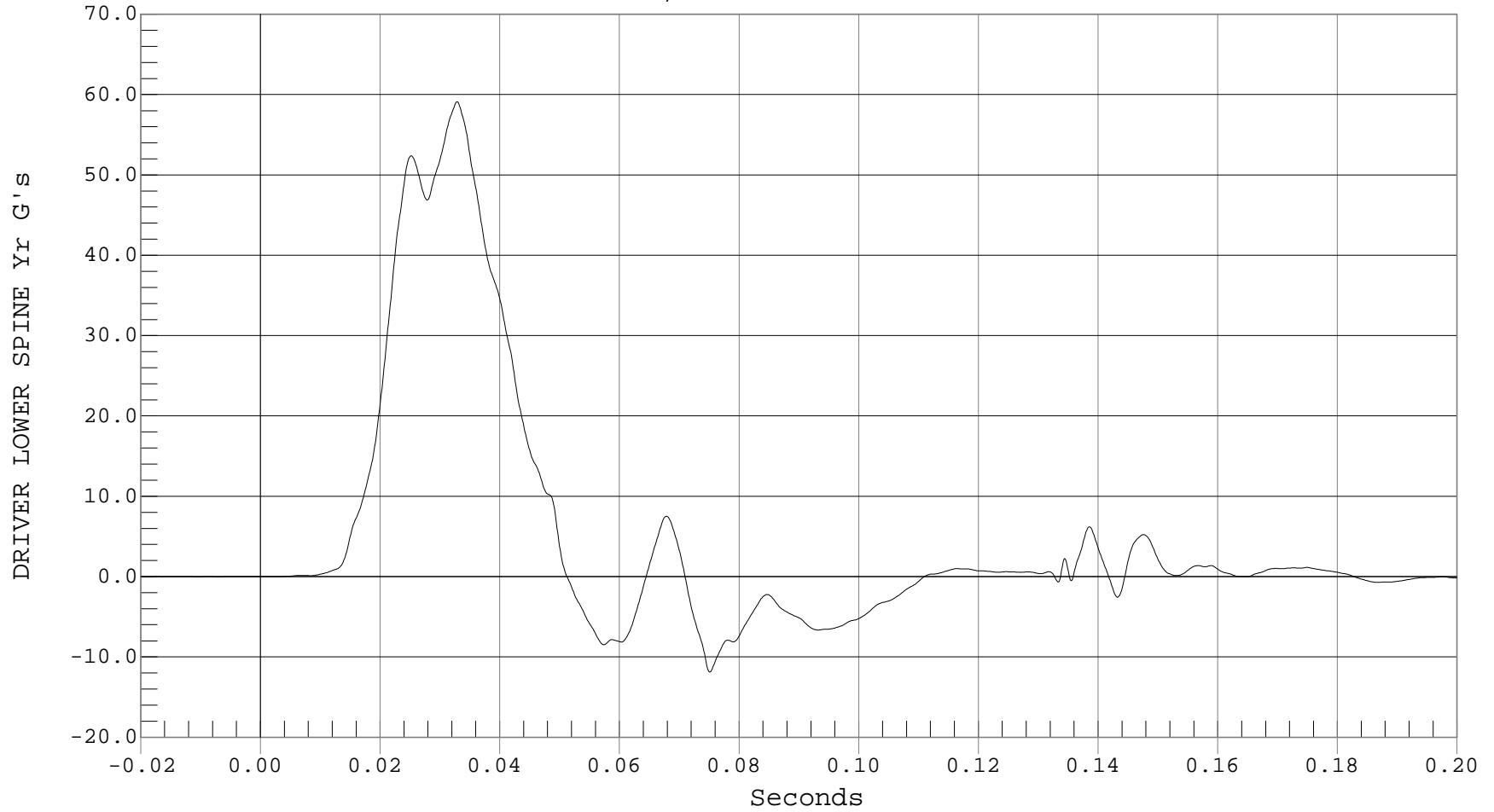
### DRIVER LOWER SPINE REDUNDANT Y ACCELERATION

Test Desc.: 38 MPH SIDE NCAP IMPACT  
Component: 2001 HONDA CIVIC 2 DOOR  
Other Info:

Test Date: 11-01-00  
Speed: 38.3 MPH, 61.6 KPH  
Filter Class: 180

— 1 DRIVER LOWER SPINE Yr, B00092AF.A43

Ymin = -11.9 G's @ 0.0751 Seconds, Ymax = 59.12 G's @ 0.0329 Seconds





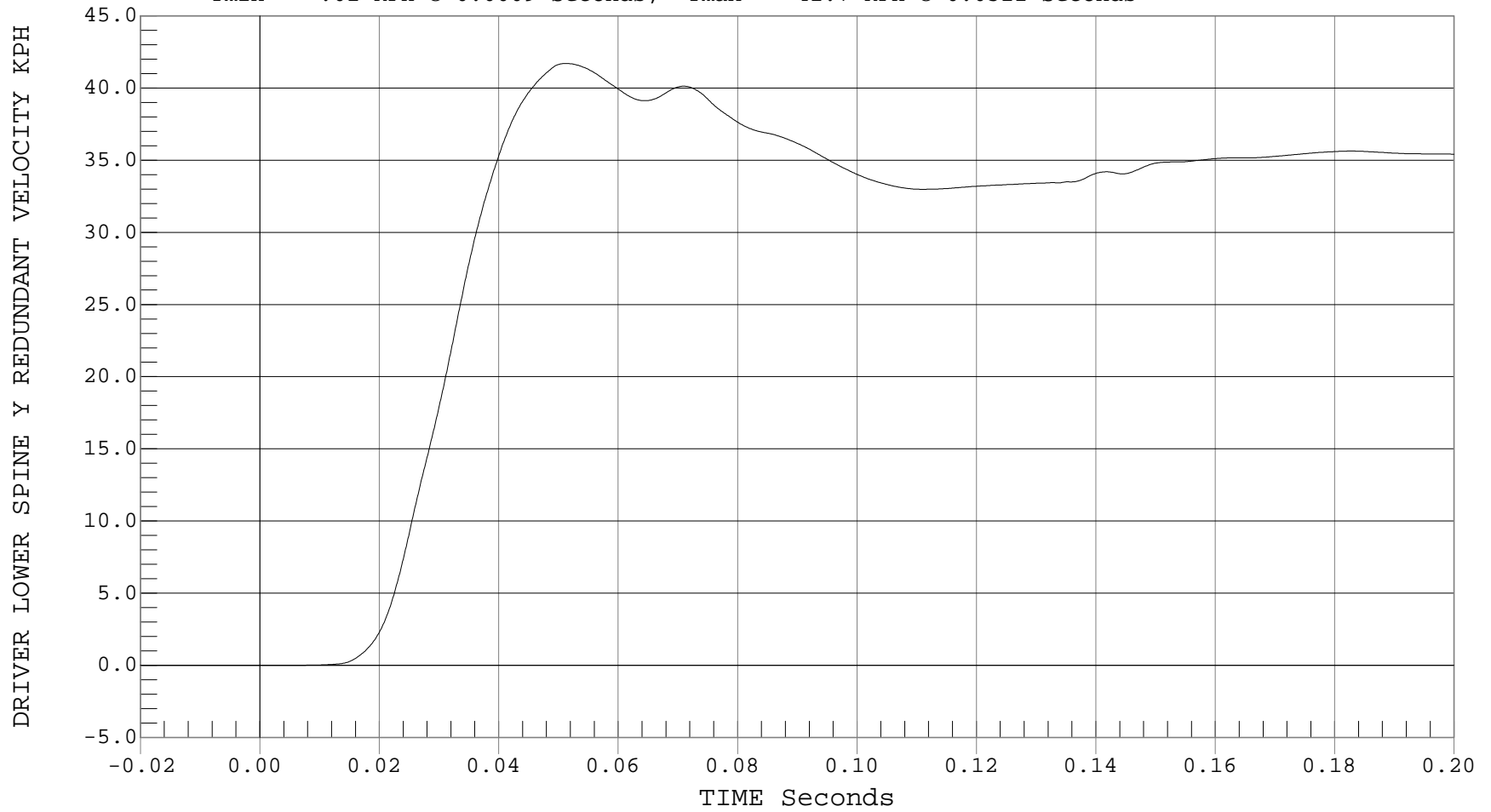
### DRIVER LOWER SPINE REDUNDANT Y VELOCITY

Test Desc.: 38 MPH SIDE NCAP IMPACT  
Component: 2001 HONDA CIVIC 2 DOOR  
Other Info:

Test Date: 11-01-00  
Speed: 38.3 MPH, 61.6 KPH  
Filter Class: 180

— 1 DRIVER LOWER SPINE Y REDUNDANT VELOCITY, B00092AI.V43

Ymin = -.01 KPH @ 0.0009 Seconds, Ymax = 41.7 KPH @ 0.0512 Seconds





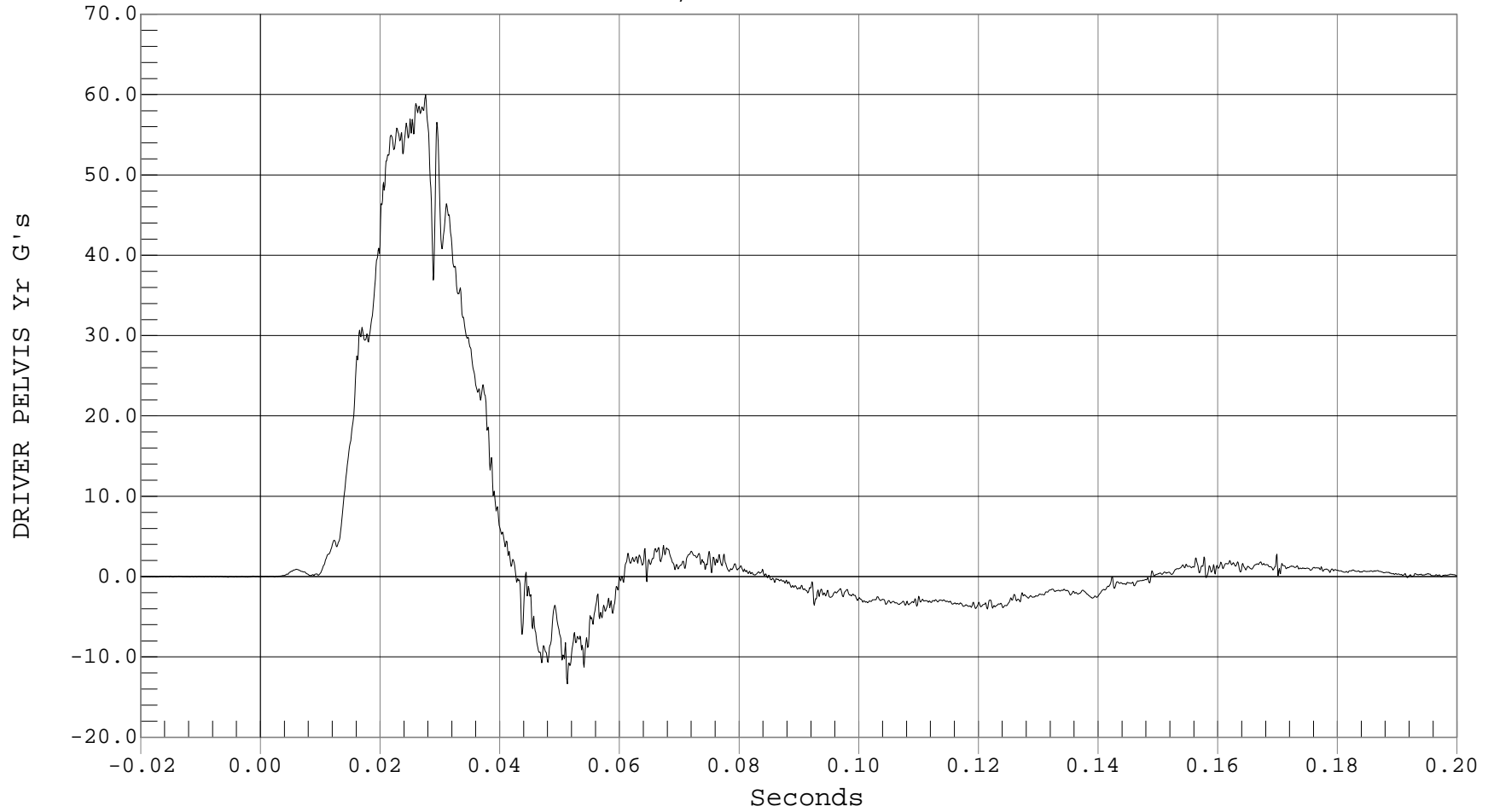
### DRIVER PELVIS REDUNDANT Y ACCELERATION

Test Desc.: 38 MPH SIDE NCAP IMPACT  
Component: 2001 HONDA CIVIC 2 DOOR  
Other Info:

Test Date: 11-01-00  
Speed: 38.3 MPH, 61.6 KPH  
Filter Class: 1000

— 1 DRIVER PELVIS Yr, B00092AT.A44

Ymin = -13.35 G's @ 0.0513 Seconds, Ymax = 59.93 G's @ 0.0276 Seconds





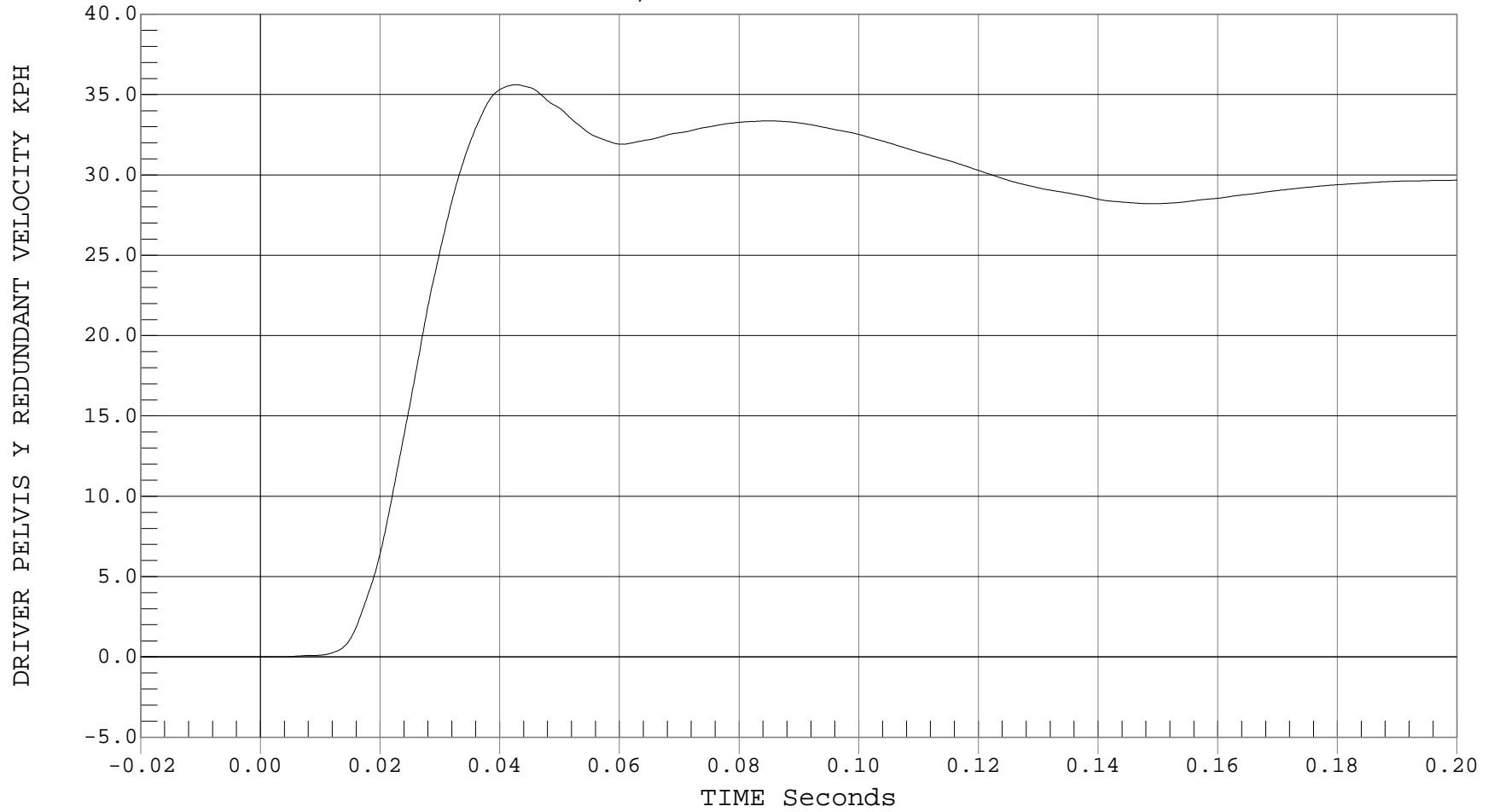
### DRIVER PELVIS REDUNDANT Y VELOCITY

Test Desc.: 38 MPH SIDE NCAP IMPACT  
Component: 2001 HONDA CIVIC 2 DOOR  
Other Info:

Test Date: 11-01-00  
Speed: 38.3 MPH, 61.6 KPH  
Filter Class: 180

— 1 DRIVER PELVIS Y REDUNDANT VELOCITY, B00092AI.V44

Ymin = 0 KPH @ -0.0198 Seconds, Ymax = 35.62 KPH @ 0.0427 Seconds





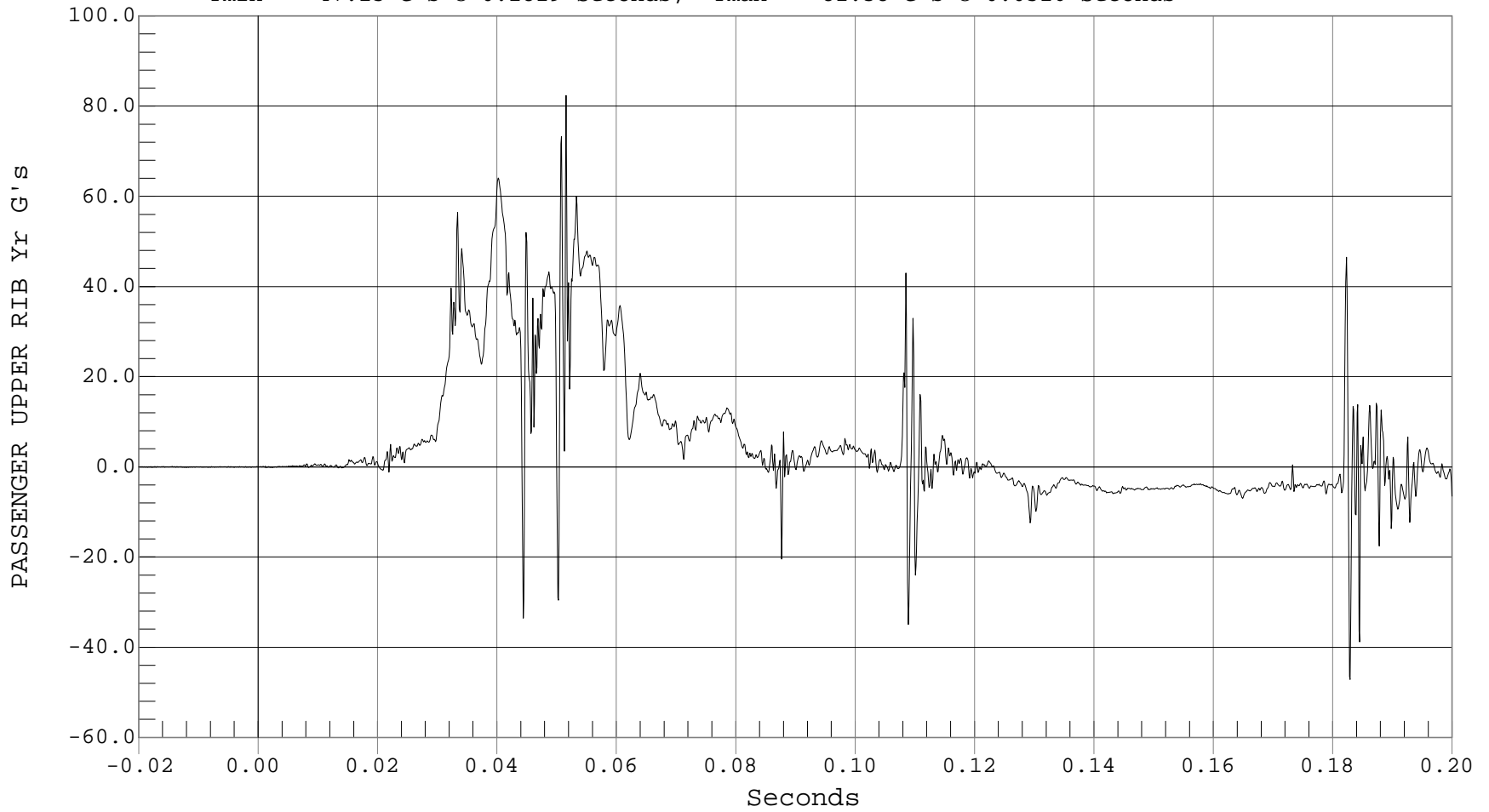
PASSENGER UPPER RIB REDUNDANT Y ACCELERATION

Test Desc.: 38 MPH SIDE NCAP IMPACT  
Component: 2001 HONDA CIVIC 2 DOOR  
Other Info:

Test Date: 11-01-00  
Speed: 38.3 MPH, 61.6 KPH  
Filter Class: 1000

— 1 PASSENGER UPPER RIB Yr, B00092AT.A45

Ymin = -47.15 G's @ 0.1829 Seconds, Ymax = 82.38 G's @ 0.0516 Seconds



B-109



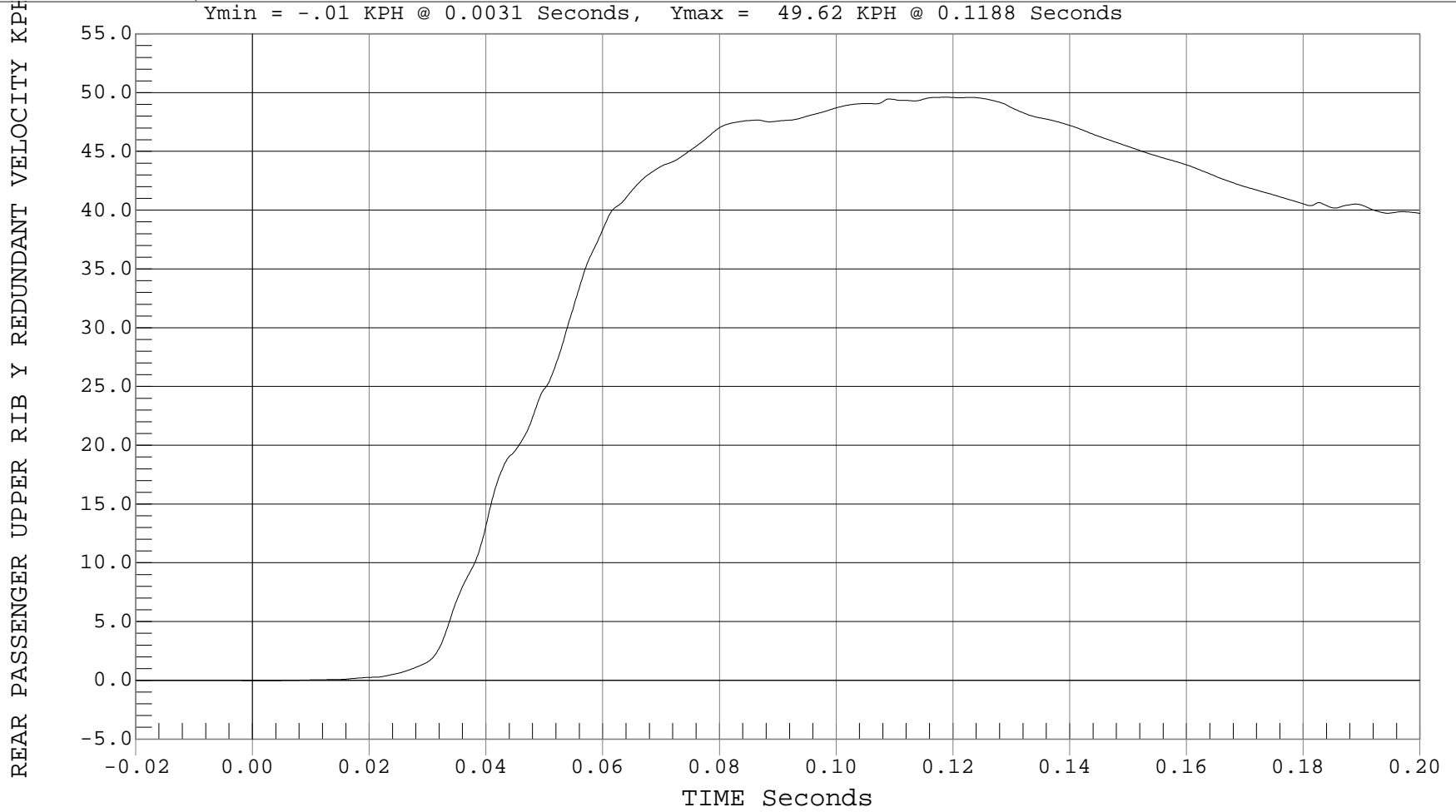
### PASSENGER UPPER RIB REDUNDANT Y VELOCITY

Test Desc.: 38 MPH SIDE NCAP IMPACT  
Component: 2001 HONDA CIVIC 2 DOOR  
Other Info:

Test Date: 11-01-00  
Speed: 38.3 MPH, 61.6 KPH  
Filter Class: 180

— 1 REAR PASSENGER UPPER RIB Y REDUNDANT VELOCITY, B00092AI.V45

Ymin = -.01 KPH @ 0.0031 Seconds, Ymax = 49.62 KPH @ 0.1188 Seconds





PASSENGER LOWER RIB REDUNDANT Y ACCELERATION

Test Desc.: 38 MPH SIDE NCAP IMPACT

Test Date: 11-01-00

Component: 2001 HONDA CIVIC 2 DOOR

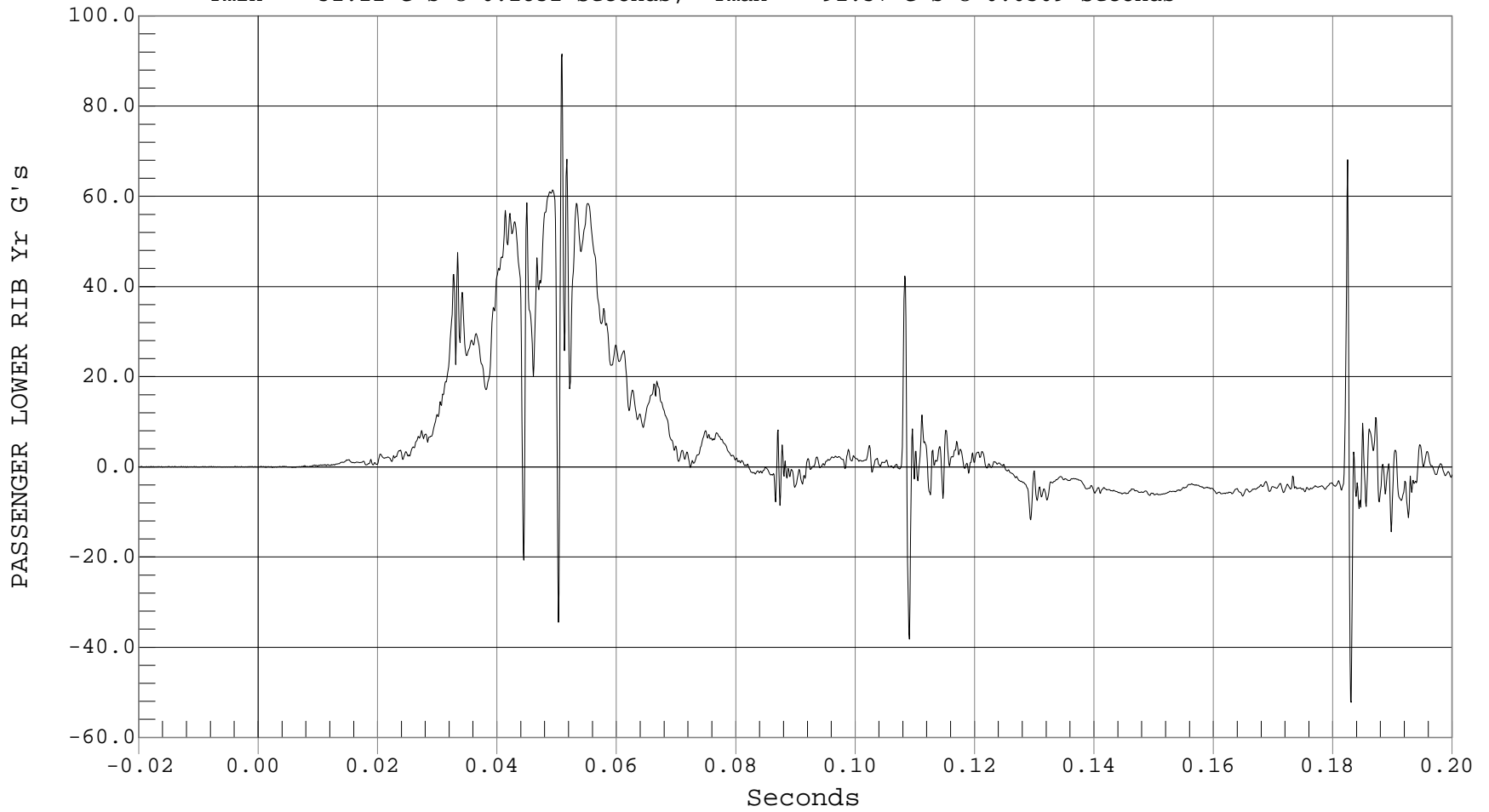
Speed: 38.3 MPH, 61.6 KPH

Other Info:

Filter Class: 1000

— 1 PASSENGER LOWER RIB Yr, B00092AT.A46

Ymin = -52.21 G's @ 0.1831 Seconds, Ymax = 91.57 G's @ 0.0509 Seconds



B-111



### PASSENGER LOWER RIB REDUNDANT Y VELOCITY

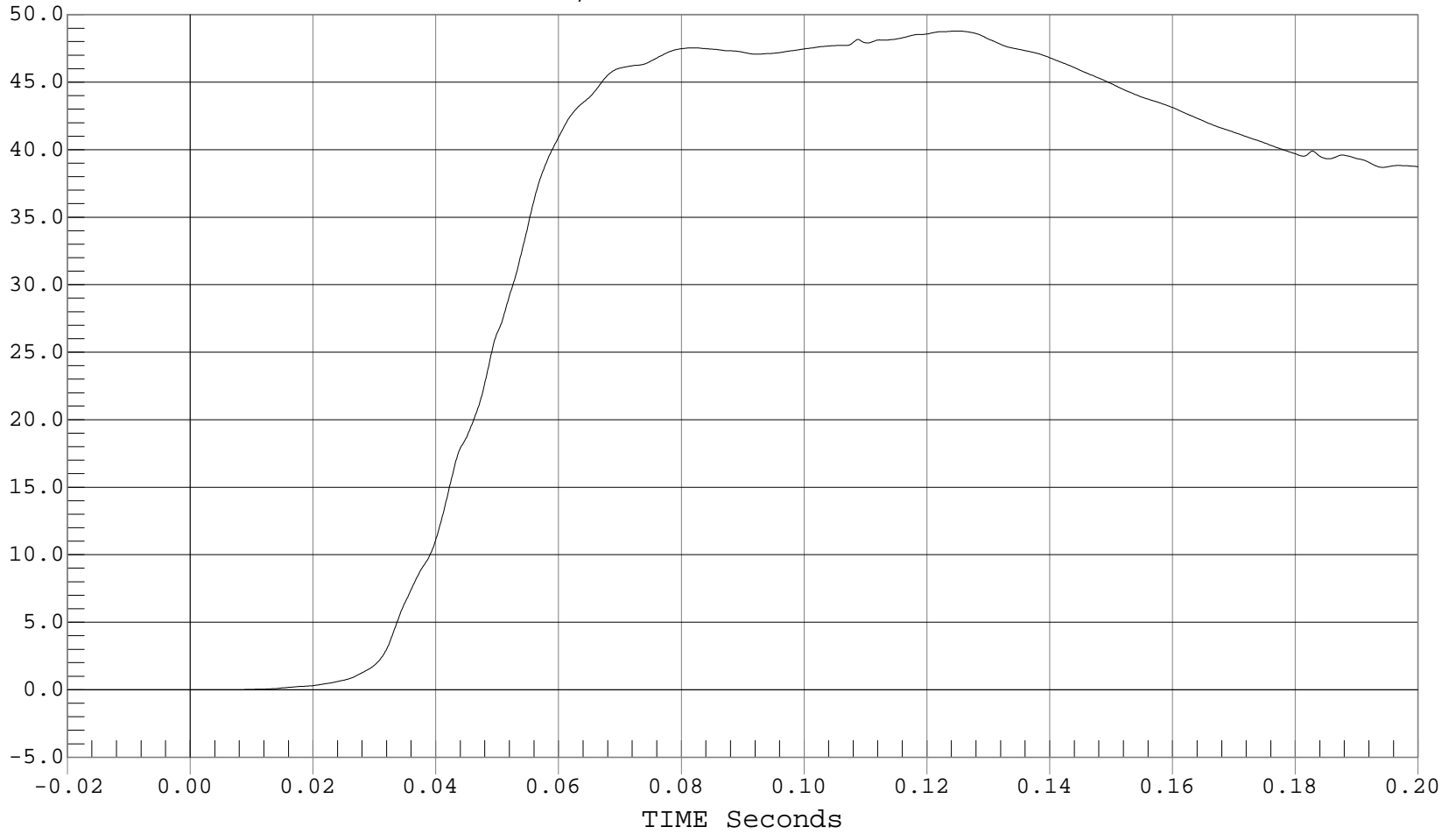
Test Desc.: 38 MPH SIDE NCAP IMPACT  
Component: 2001 HONDA CIVIC 2 DOOR  
Other Info:

Test Date: 11-01-00  
Speed: 38.3 MPH, 61.6 KPH  
Filter Class: 180

— 1 REAR PASSENGER LOWER RIB Y REDUNDANT VELOCITY, B00092AI.V46

REAR PASSENGER LOWER RIB Y REDUNDANT VELOCITY KPH

Ymin = 0 KPH @ -0.0198 Seconds, Ymax = 48.78 KPH @ 0.1250 Seconds





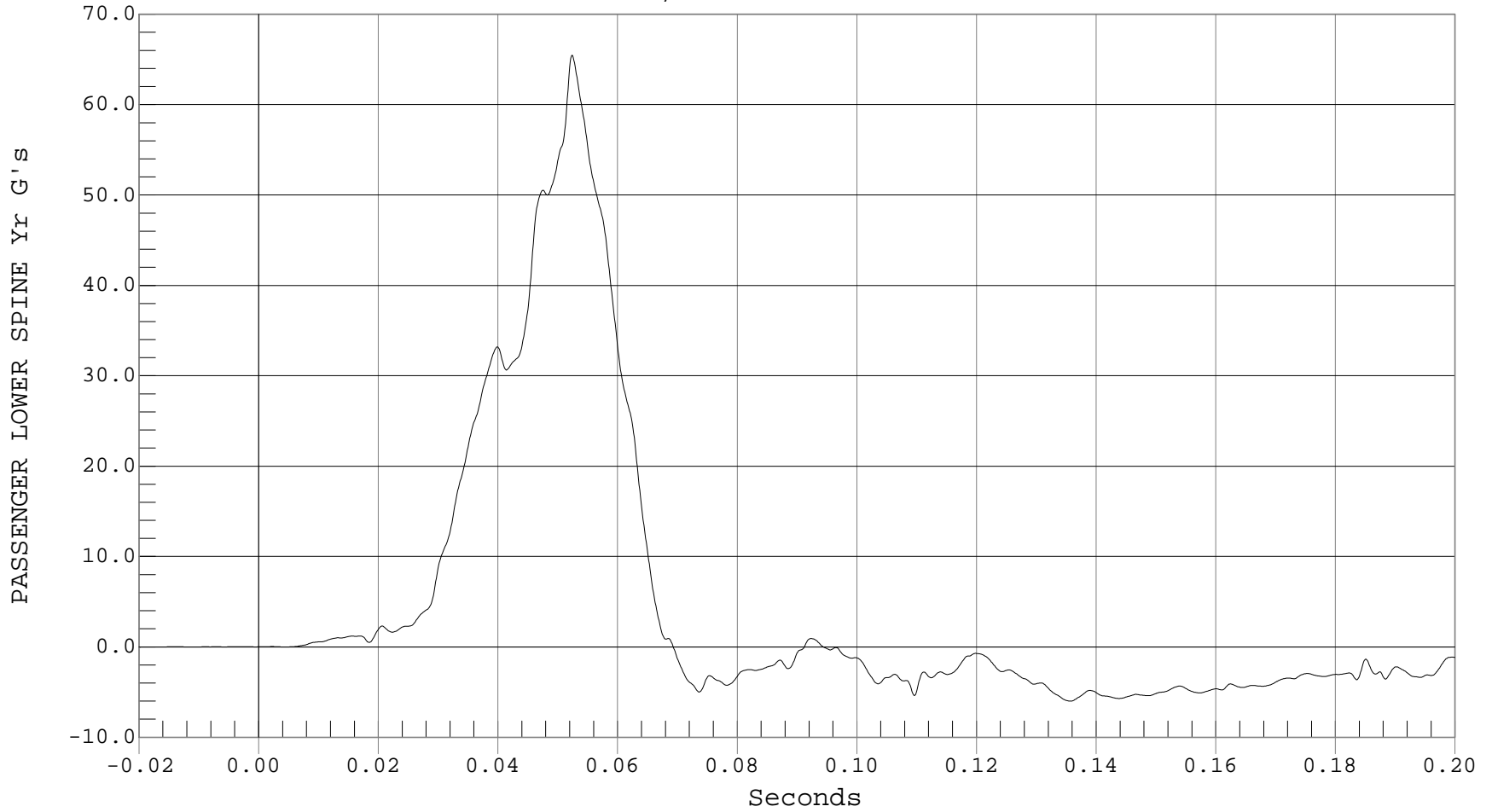
PASSENGER LOVER SPINE REDUNDANT Y ACCELERATION

Test Desc.: 38 MPH SIDE NCAP IMPACT  
Component: 2001 HONDA CIVIC 2 DOOR  
Other Info:

Test Date: 11-01-00  
Speed: 38.3 MPH, 61.6 KPH  
Filter Class: 180

— 1 PASSENGER LOWER SPINE Yr, B00092AF.A47

Ymin = -6.01 G's @ 0.1357 Seconds, Ymax = 65.48 G's @ 0.0524 Seconds





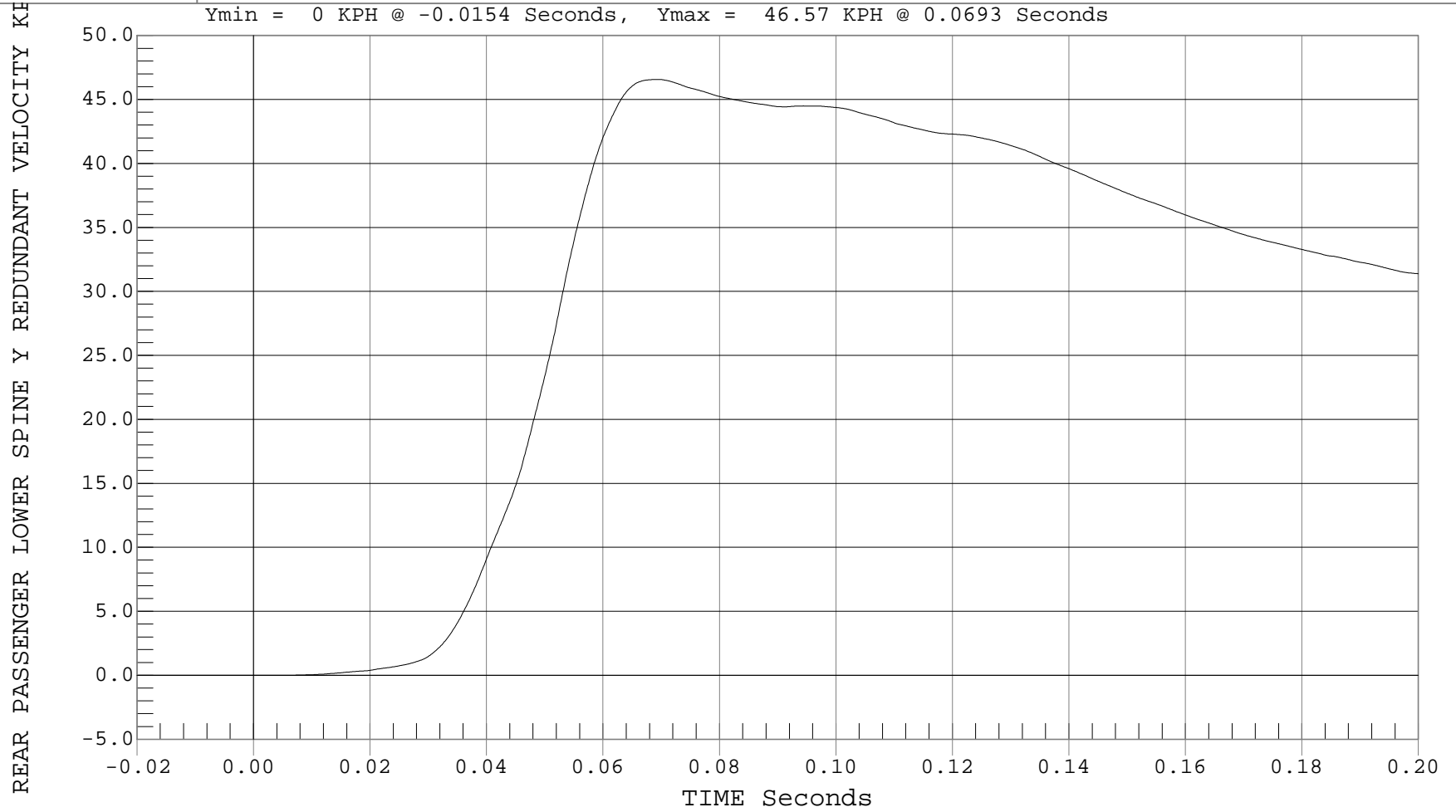
### PASSENGER LOWER SPINE REDUNDANT Y VELOCITY

Test Desc.: 38 MPH SIDE NCAP IMPACT  
Component: 2001 HONDA CIVIC 2 DOOR  
Other Info:

Test Date: 11-01-00  
Speed: 38.3 MPH, 61.6 KPH  
Filter Class: 180

— 1 REAR PASSENGER LOWER SPINE Y REDUNDANT VELOCITY, B00092AI.V47

Ymin = 0 KPH @ -0.0154 Seconds, Ymax = 46.57 KPH @ 0.0693 Seconds





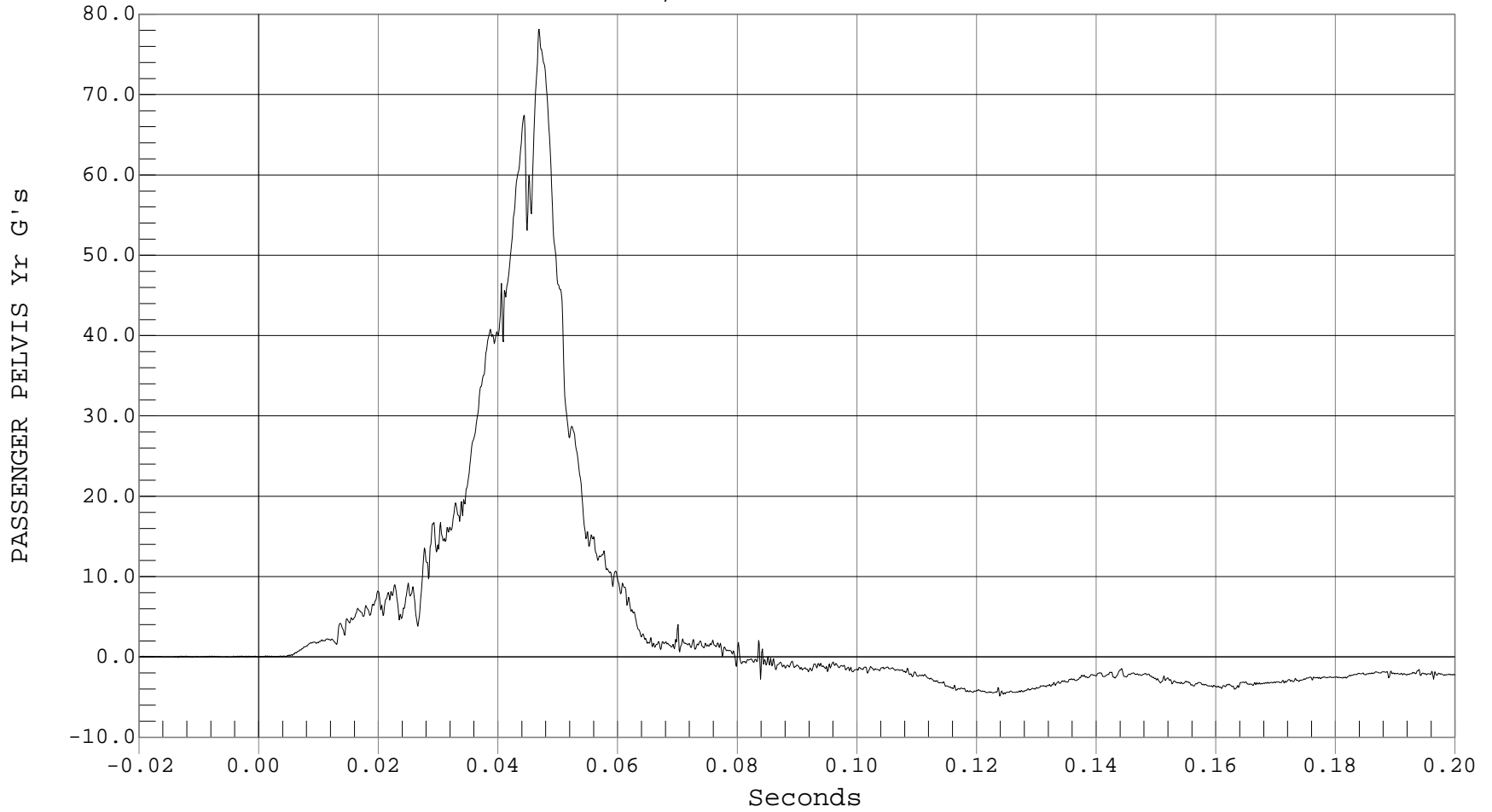
### PASSENGER PELVIS REDUNDANT Y ACCELERATION

Test Desc.: 38 MPH SIDE NCAP IMPACT  
Component: 2001 HONDA CIVIC 2 DOOR  
Other Info:

Test Date: 11-01-00  
Speed: 38.3 MPH, 61.6 KPH  
Filter Class: 1000

— 1 PASSENGER PELVIS Yr, B00092AT.A48

Ymin = -4.88 G's @ 0.1239 Seconds, Ymax = 78.13 G's @ 0.0469 Seconds





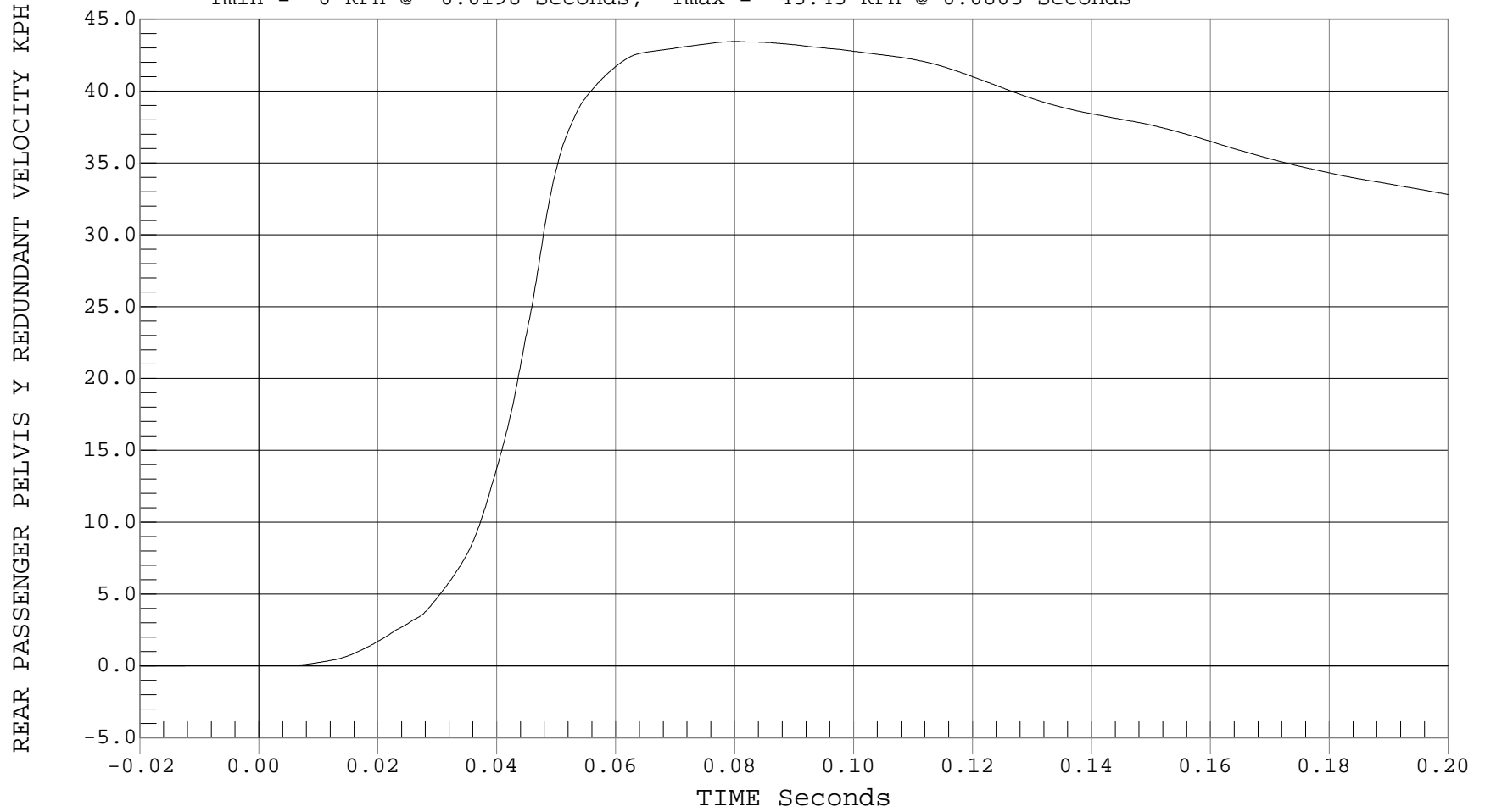
### PASSENGER PELVIS REDUNDANT Y VELOCITY

Test Desc.: 38 MPH SIDE NCAP IMPACT  
Component: 2001 HONDA CIVIC 2 DOOR  
Other Info:

Test Date: 11-01-00  
Speed: 38.3 MPH, 61.6 KPH  
Filter Class: 180

— 1 REAR PASSENGER PELVIS Y REDUNDANT VELOCITY, B00092AI.V48

Ymin = 0 KPH @ -0.0198 Seconds, Ymax = 43.45 KPH @ 0.0803 Seconds





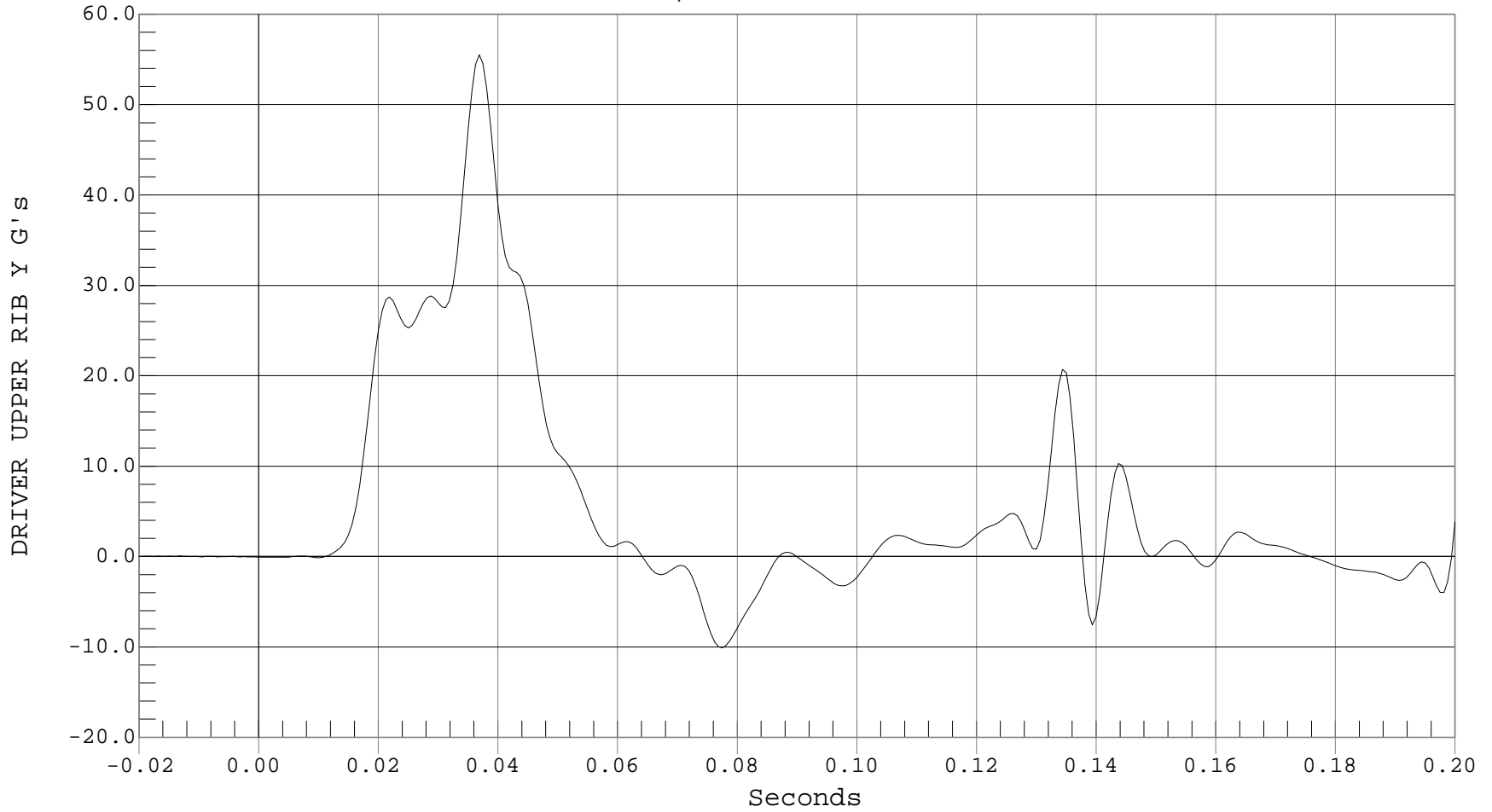
### DRIVER UPPER RIB Y ACCELERATION

Test Desc.: 38 MPH SIDE NCAP IMPACT  
Component: 2001 HONDA CIVIC 2 DOOR  
Other Info:

Test Date: 11-01-00  
Speed: 38.3 MPH, 61.6 KPH  
Fir Filtered

— 1 DRIVER UPPER RIB Y, B00092FI.R04

Ymin = -10.11 G's @ 0.0775 Seconds, Ymax = 55.52 G's @ 0.0369 Seconds





DRIVER UPPER RIB REDUNDANT Y ACCELERATION

Test Desc.: 38 MPH SIDE NCAP IMPACT

Test Date: 11-01-00

Component: 2001 HONDA CIVIC 2 DOOR

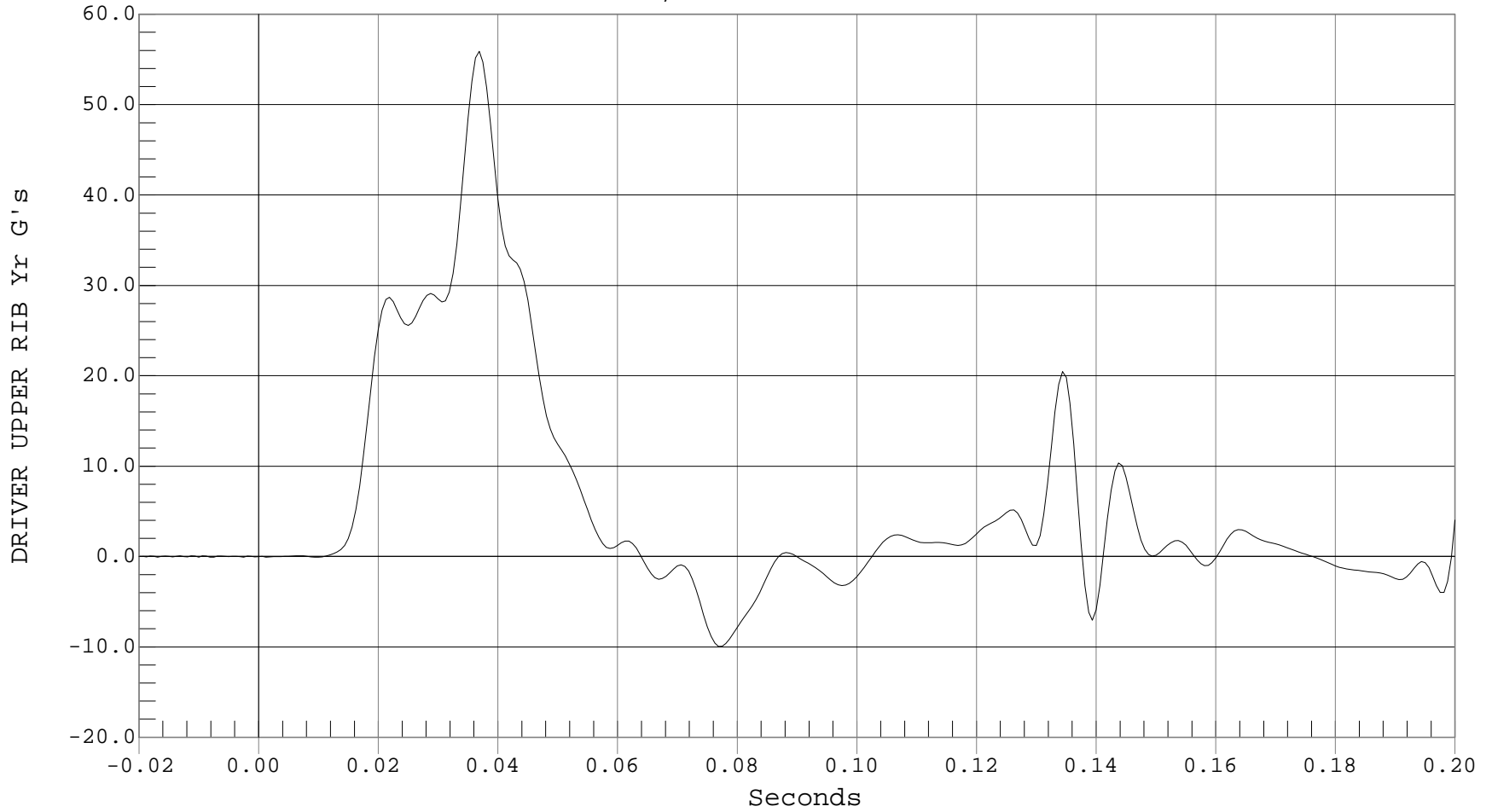
Speed: 38.3 MPH, 61.6 KPH

Other Info:

Fir Filtered

— 1 DRIVER UPPER RIB Yr, B00092FI.R41

Ymin = -9.94 G's @ 0.0769 Seconds, Ymax = 55.92 G's @ 0.0369 Seconds





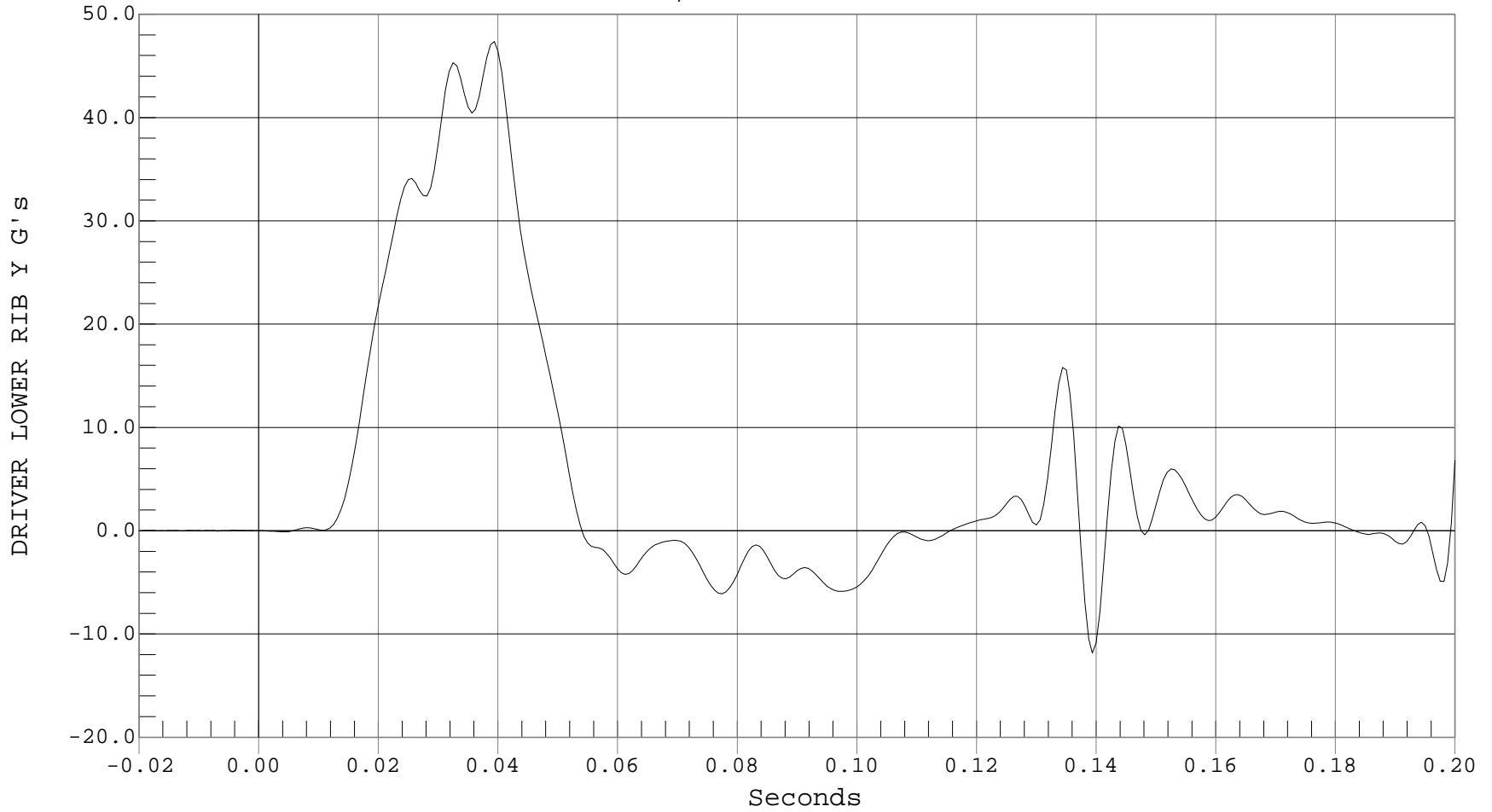
### DRIVER LOWER RIB Y ACCELERATION

Test Desc.: 38 MPH SIDE NCAP IMPACT  
Component: 2001 HONDA CIVIC 2 DOOR  
Other Info:

Test Date: 11-01-00  
Speed: 38.3 MPH, 61.6 KPH  
Fir Filtered

— 1 DRIVER LOWER RIB Y, B00092FI.R05

Ymin = -11.85 G's @ 0.1394 Seconds, Ymax = 47.36 G's @ 0.0394 Seconds





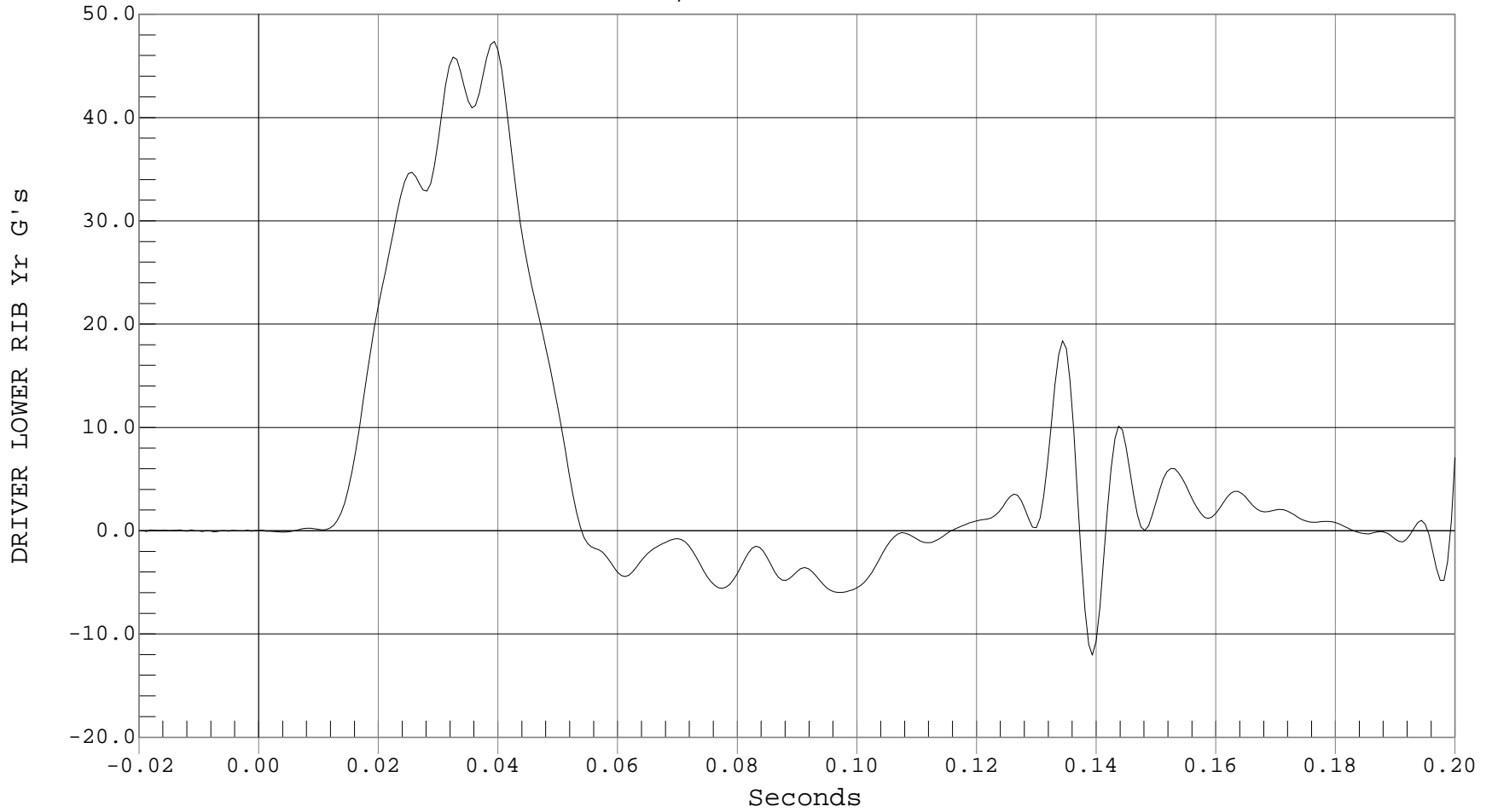
### DRIVER LOWER RIB REDUNDANT Y ACCELERATION

Test Desc.: 38 MPH SIDE NCAP IMPACT  
Component: 2001 HONDA CIVIC 2 DOOR  
Other Info:

Test Date: 11-01-00  
Speed: 38.3 MPH, 61.6 KPH  
Fir Filtered

— 1 DRIVER LOWER RIB Yr, B00092FI.R42

Ymin = -12.05 G's @ 0.1394 Seconds, Ymax = 47.37 G's @ 0.0394 Seconds





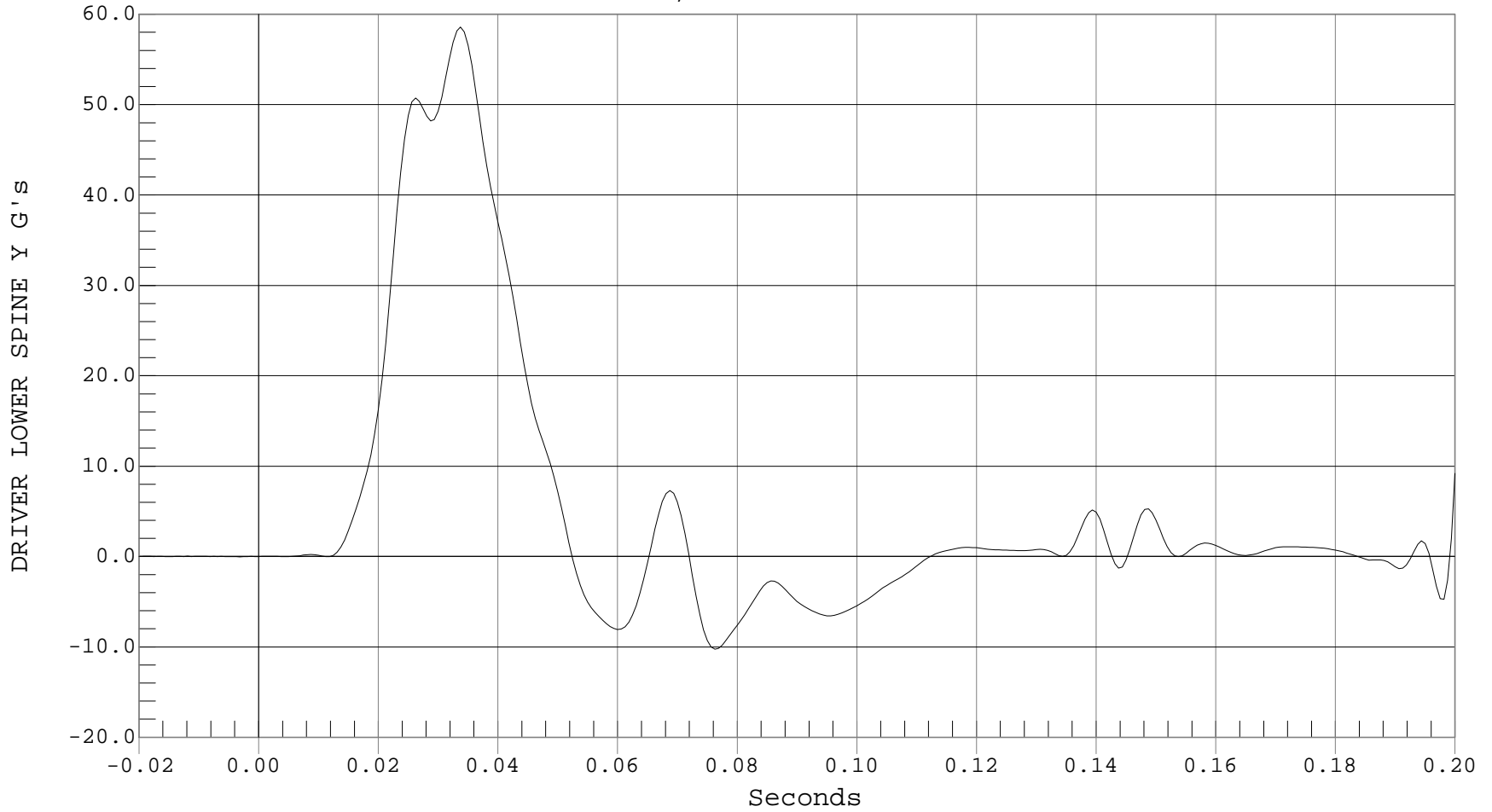
### DRIVER LOWER SPINE Y ACCELERATION

Test Desc.: 38 MPH SIDE NCAP IMPACT  
Component: 2001 HONDA CIVIC 2 DOOR  
Other Info:

Test Date: 11-01-00  
Speed: 38.3 MPH, 61.6 KPH  
Fir Filtered

— 1 DRIVER LOWER SPINE Y, B00092FI.R06

Ymin = -10.26 G's @ 0.0763 Seconds, Ymax = 58.58 G's @ 0.0338 Seconds





### DRIVER LOWER SPINE REDUNDANT Y ACCELERATION

Test Desc.: 38 MPH SIDE NCAP IMPACT

Test Date: 11-01-00

Component: 2001 HONDA CIVIC 2 DOOR

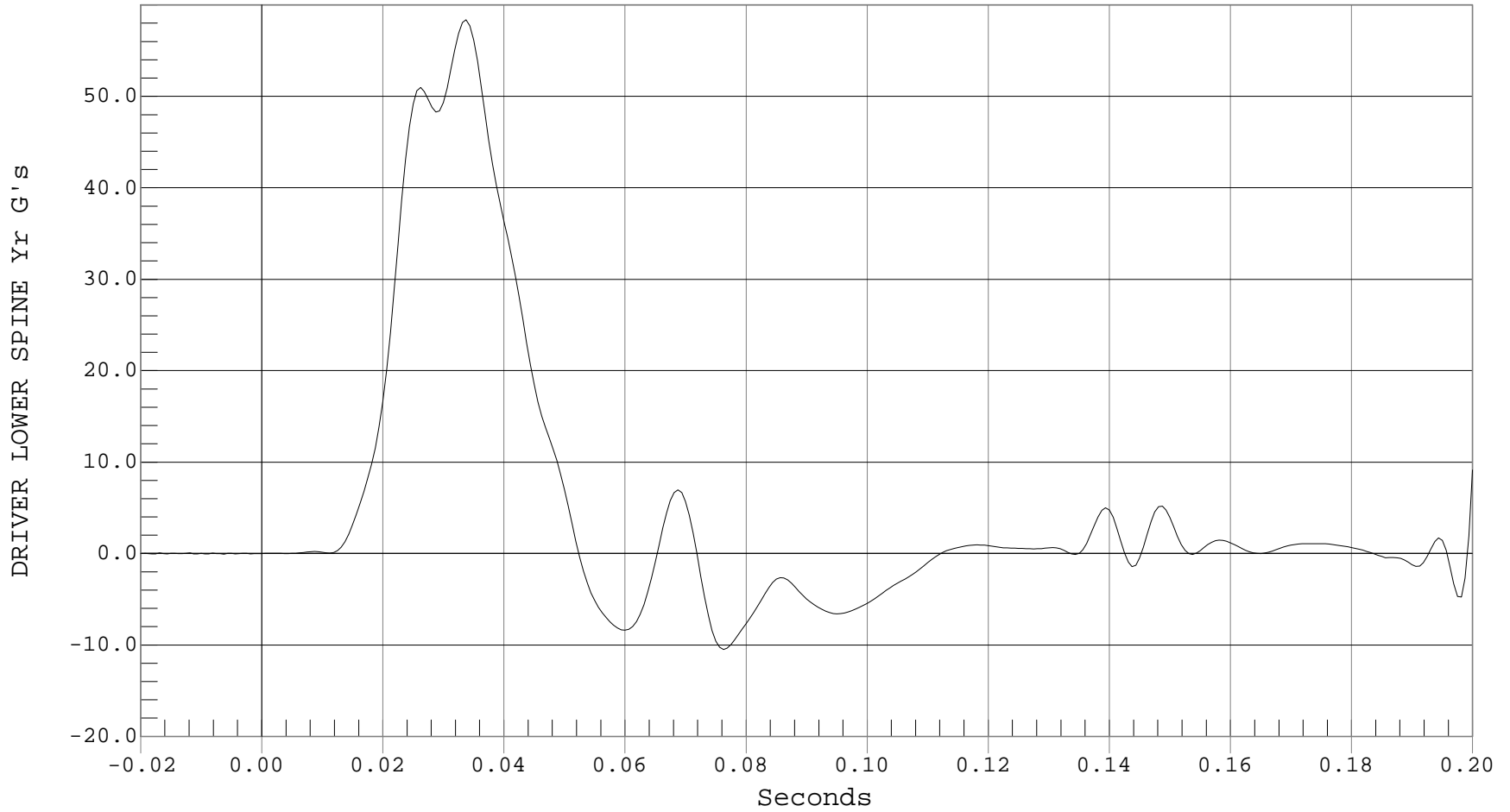
Speed: 38.3 MPH, 61.6 KPH

Other Info:

Fir Filtered

— 1 DRIVER LOWER SPINE Yr, B00092FI.R43

Ymin = -10.48 G's @ 0.0763 Seconds, Ymax = 58.38 G's @ 0.0338 Seconds





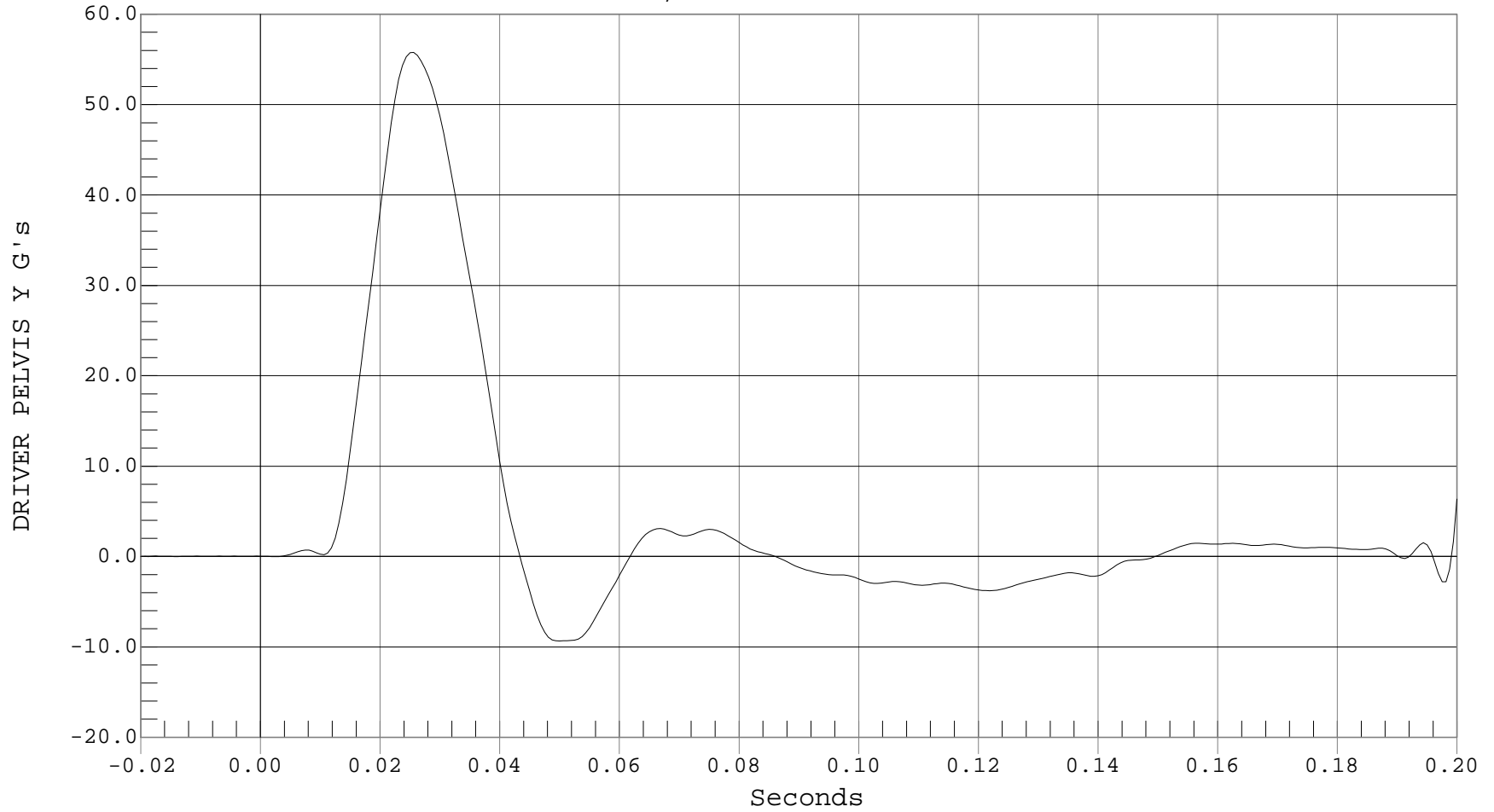
### DRIVER PELVIS Y ACCELERATION

Test Desc.: 38 MPH SIDE NCAP IMPACT  
Component: 2001 HONDA CIVIC 2 DOOR  
Other Info:

Test Date: 11-01-00  
Speed: 38.3 MPH, 61.6 KPH  
Fir Filtered

— 1 DRIVER PELVIS Y, B00092FI.R07

Ymin = -9.34 G's @ 0.0500 Seconds, Ymax = 55.77 G's @ 0.0256 Seconds





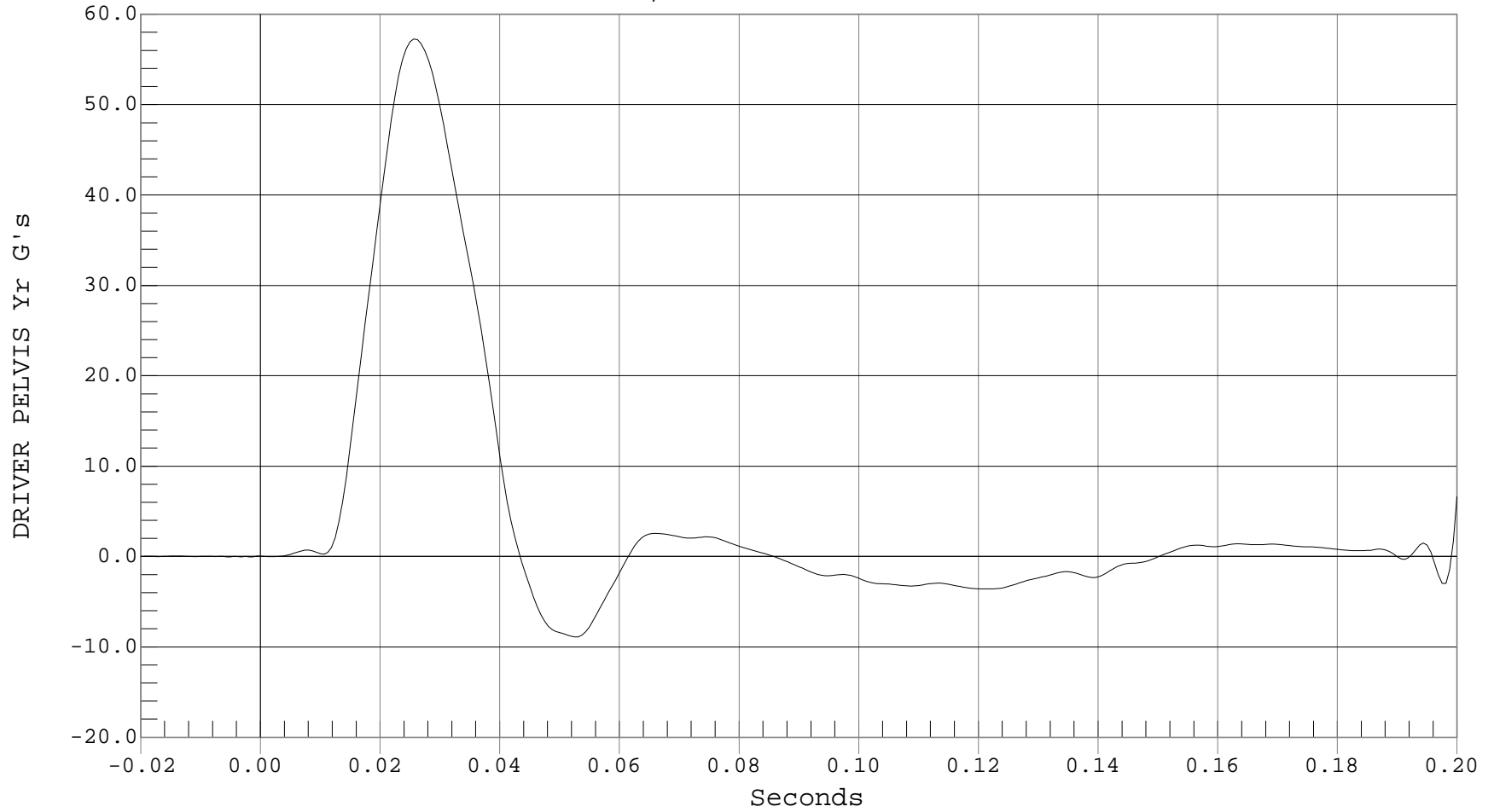
### DRIVER PELVIS REDUNDANT Y ACCELERATION

Test Desc.: 38 MPH SIDE NCAP IMPACT  
Component: 2001 HONDA CIVIC 2 DOOR  
Other Info:

Test Date: 11-01-00  
Speed: 38.3 MPH, 61.6 KPH  
Fir Filtered

— 1 DRIVER PELVIS Yr, B00092FI.R44

Ymin = -8.9 G's @ 0.0525 Seconds, Ymax = 57.27 G's @ 0.0256 Seconds





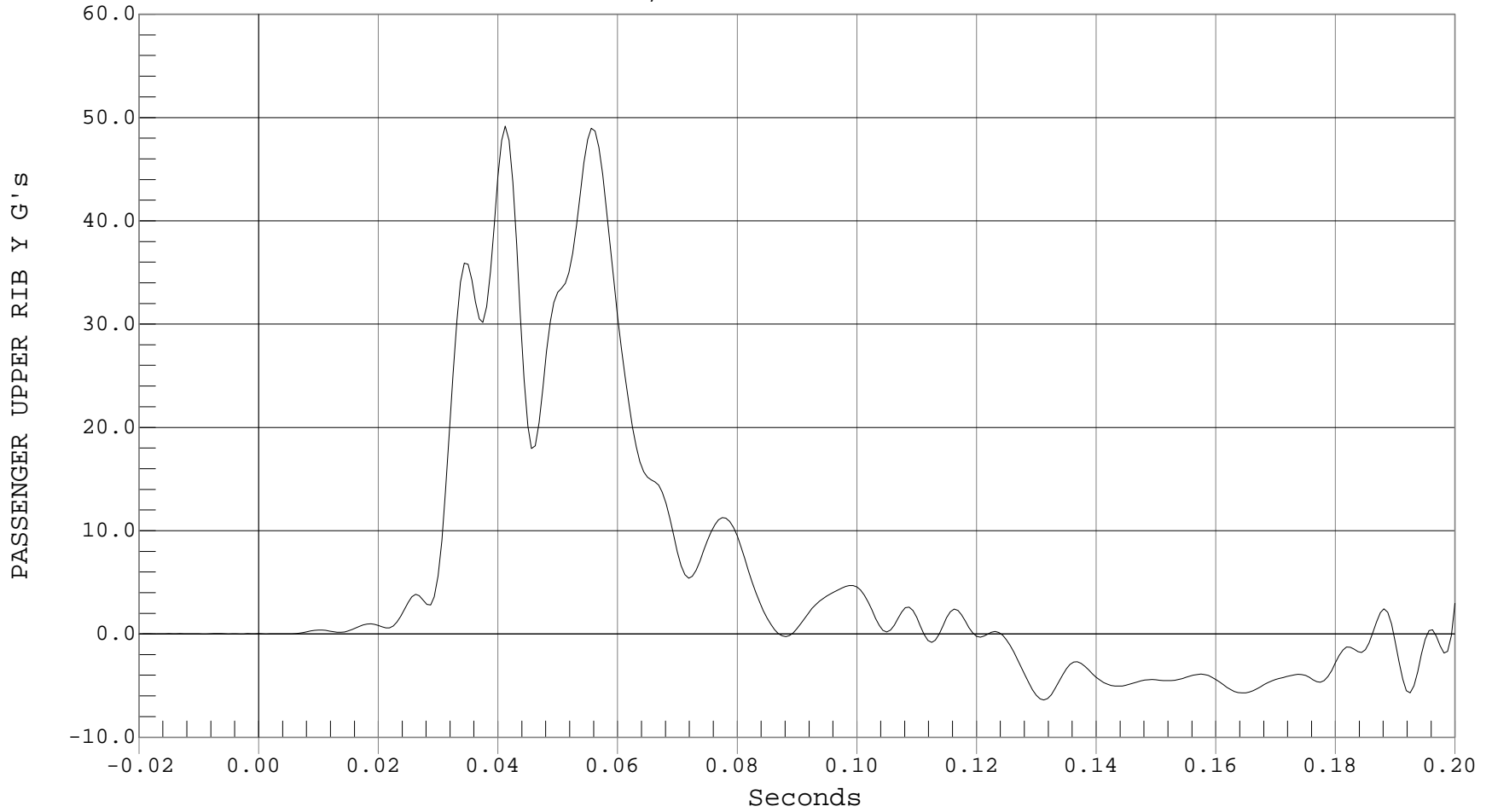
### REAR REAR PASSENGER UPPER RIB Y ACCELERATION

Test Desc.: 38 MPH SIDE NCAP IMPACT  
Component: 2001 HONDA CIVIC 2 DOOR  
Other Info:

Test Date: 11-01-00  
Speed: 38.3 MPH, 61.6 KPH  
Fir Filtered

— 1 PASSENGER UPPER RIB Y, B00092FI.R11

Ymin = -6.4 G's @ 0.1313 Seconds, Ymax = 49.17 G's @ 0.0413 Seconds





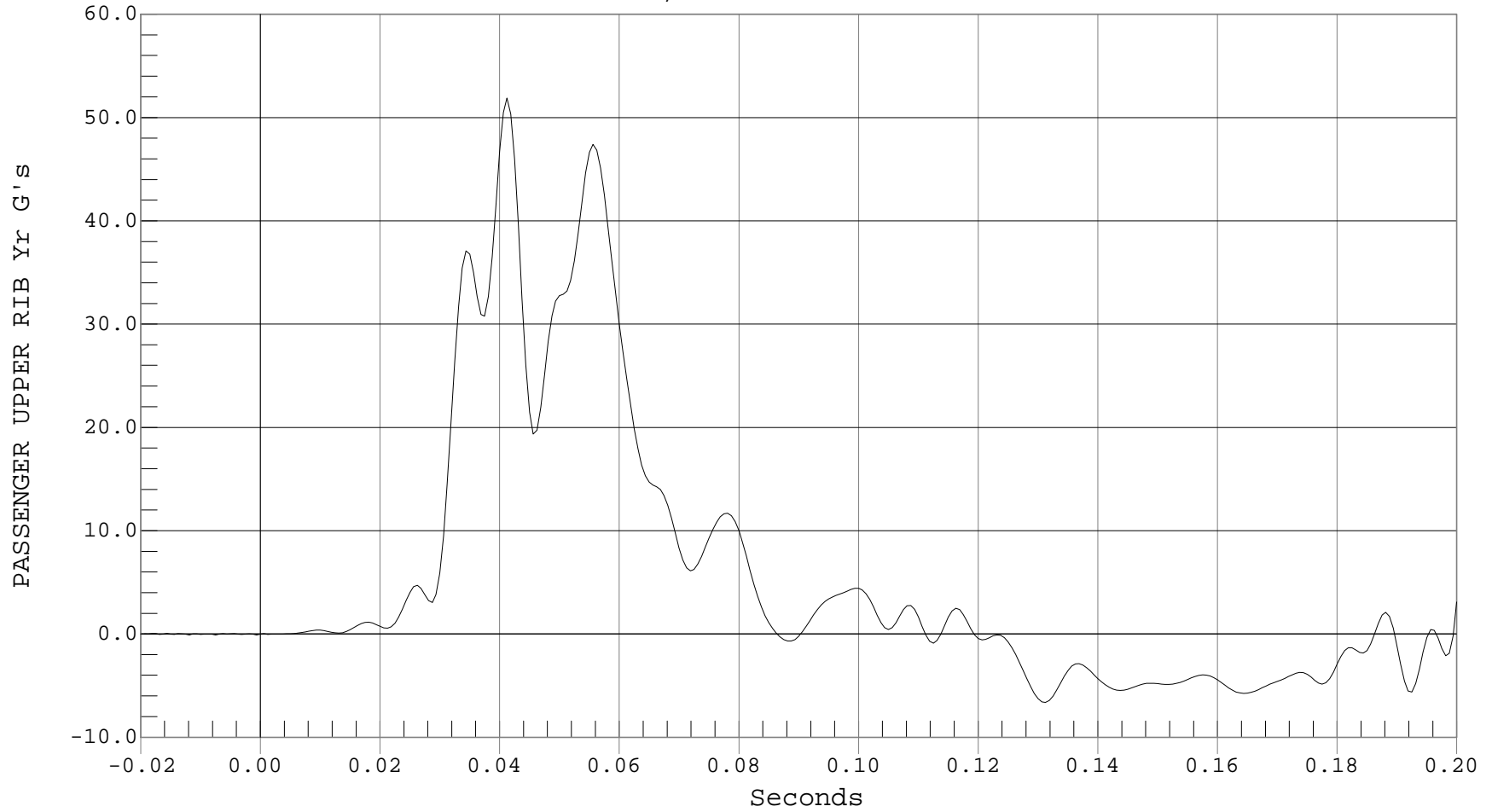
REAR REAR PASSENGER UPPER RIB REDUNDANT Y ACCELERATION

Test Desc.: 38 MPH SIDE NCAP IMPACT  
Component: 2001 HONDA CIVIC 2 DOOR  
Other Info:

Test Date: 11-01-00  
Speed: 38.3 MPH, 61.6 KPH  
Fir Filtered

— 1 PASSENGER UPPER RIB Yr, B00092FI.R45

Ymin = -6.64 G's @ 0.1313 Seconds, Ymax = 51.88 G's @ 0.0413 Seconds





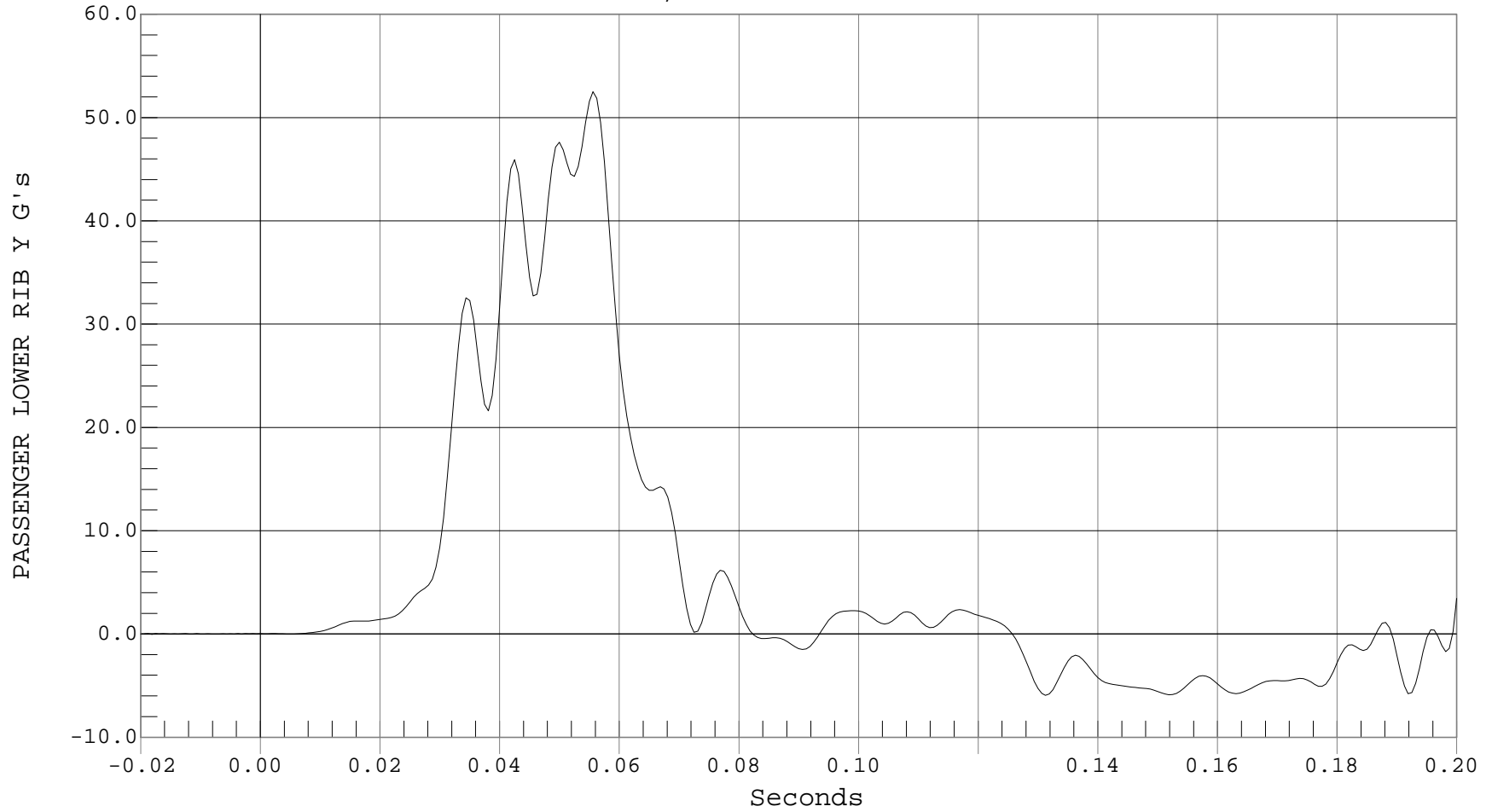
### REAR REAR PASSENGER LOWER RIB Y ACCELERATION

Test Desc.: 38 MPH SIDE NCAP IMPACT  
Component: 2001 HONDA CIVIC 2 DOOR  
Other Info:

Test Date: 11-01-00  
Speed: 38.3 MPH, 61.6 KPH  
Fir Filtered

— 1 PASSENGER LOWER RIB Y, B00092FI.R12

Ymin = -5.94 G's @ 0.1313 Seconds, Ymax = 52.51 G's @ 0.0556 Seconds





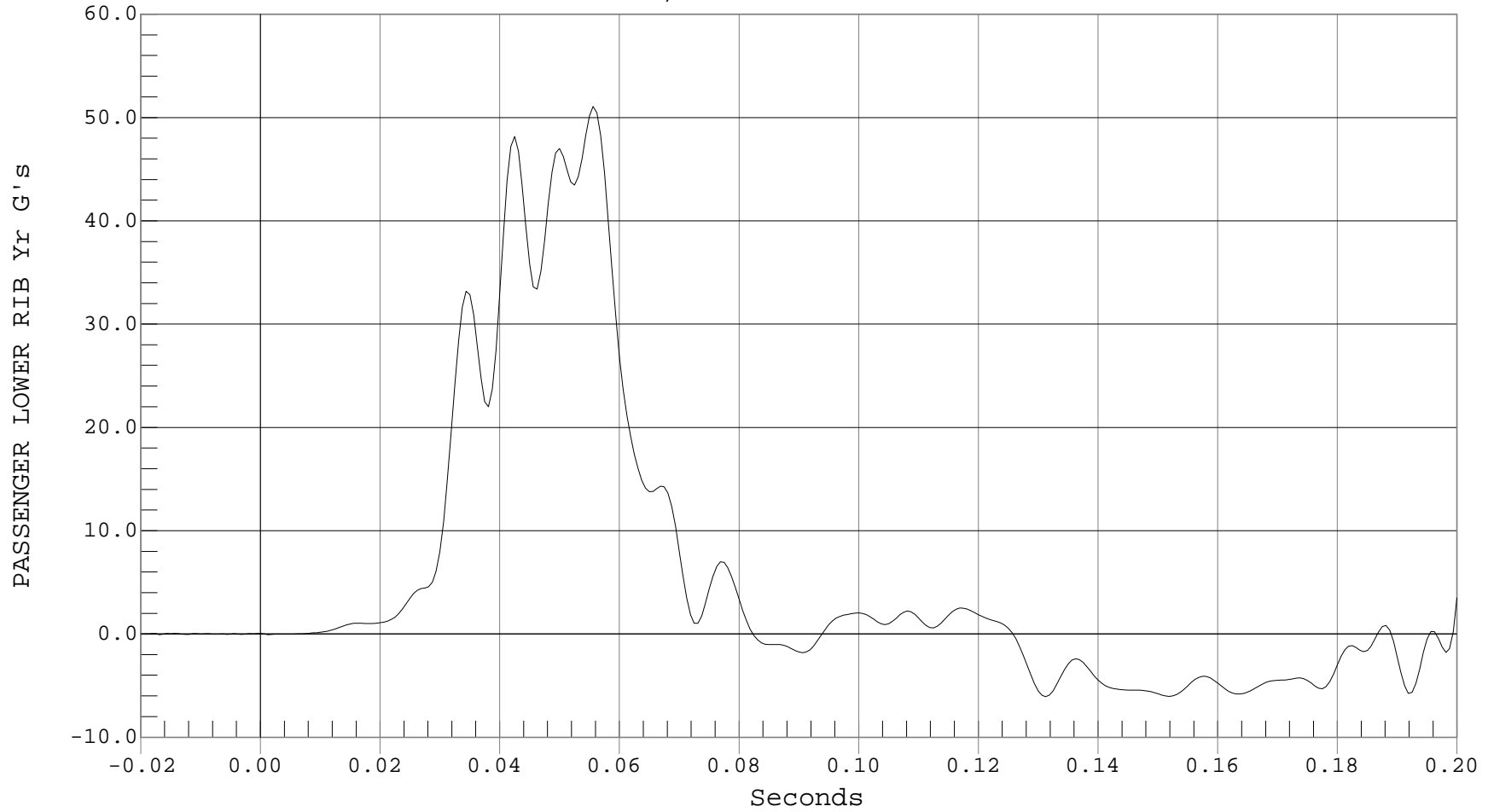
REAR REAR PASSENGER LOWER RIB REDUNDANT Y ACCELERATION

Test Desc.: 38 MPH SIDE NCAP IMPACT  
Component: 2001 HONDA CIVIC 2 DOOR  
Other Info:

Test Date: 11-01-00  
Speed: 38.3 MPH, 61.6 KPH  
Fir Filtered

— 1 PASSENGER LOWER RIB Yr, B00092FI.R46

Ymin = -6.08 G's @ 0.1313 Seconds, Ymax = 51.06 G's @ 0.0556 Seconds





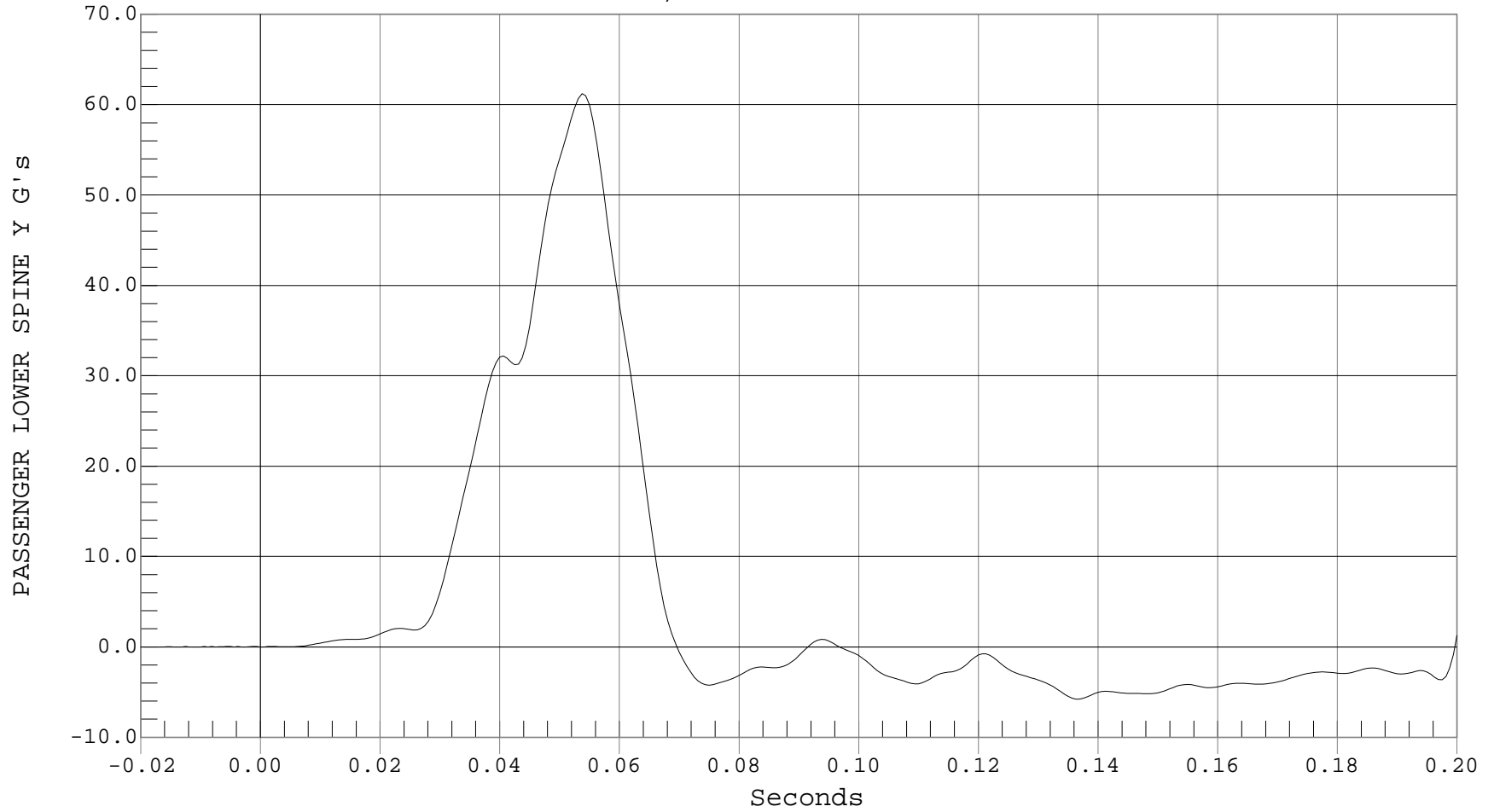
REAR REAR PASSENGER LOWER SPINE Y ACCELERATION

Test Desc.: 38 MPH SIDE NCAP IMPACT  
Component: 2001 HONDA CIVIC 2 DOOR  
Other Info:

Test Date: 11-01-00  
Speed: 38.3 MPH, 61.6 KPH  
Fir Filtered

— 1 PASSENGER LOWER SPINE Y, B00092FI.R13

Ymin = -5.77 G's @ 0.1363 Seconds, Ymax = 61.2 G's @ 0.0538 Seconds





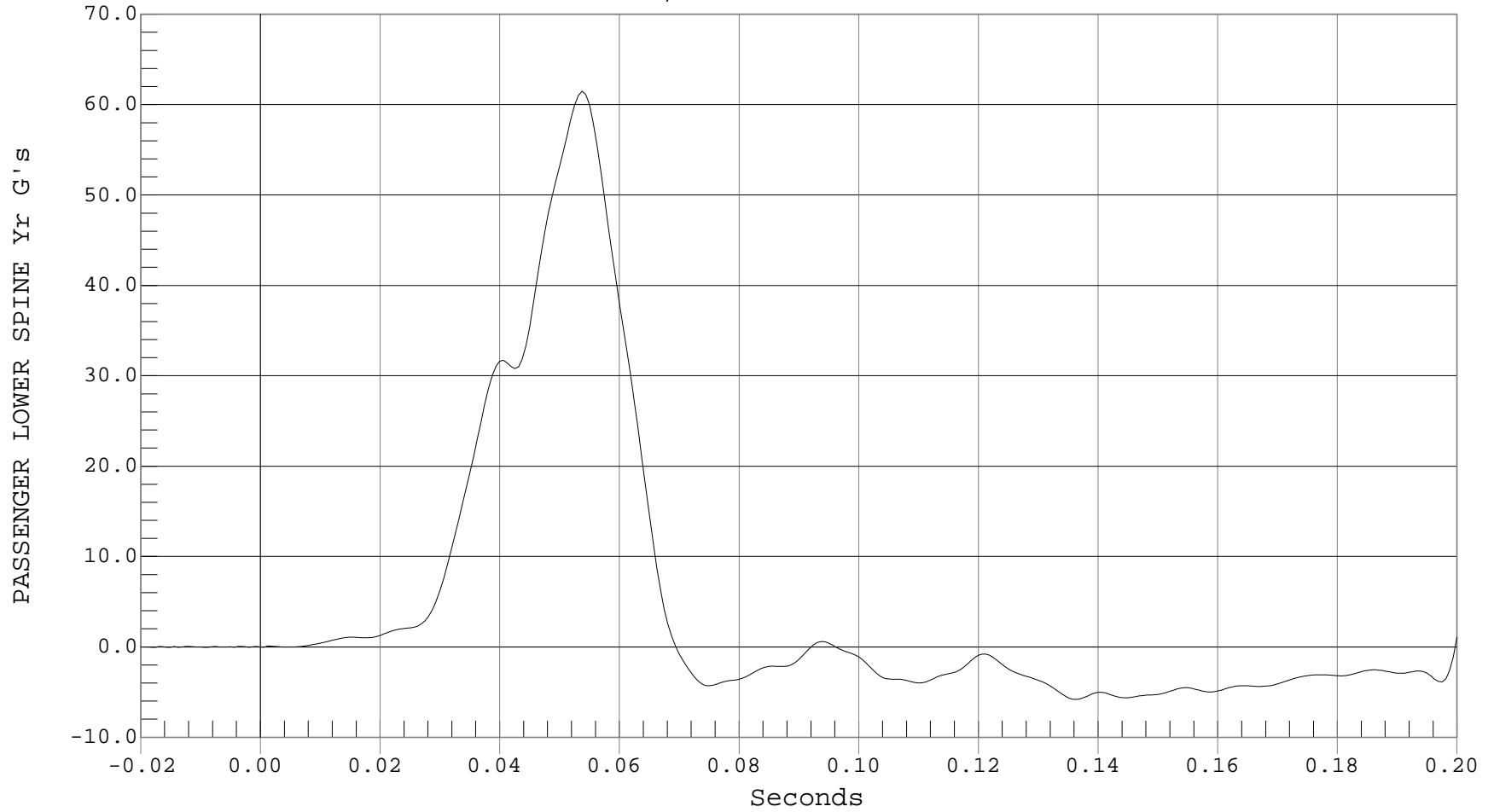
REAR REAR PASSENGER LOWER SPINE REDUNDANT Y ACCELERATION

Test Desc.: 38 MPH SIDE NCAP IMPACT  
Component: 2001 HONDA CIVIC 2 DOOR  
Other Info:

Test Date: 11-01-00  
Speed: 38.3 MPH, 61.6 KPH  
Fir Filtered

— 1 PASSENGER LOWER SPINE Yr, B00092FI.R47

Ymin = -5.82 G's @ 0.1363 Seconds, Ymax = 61.48 G's @ 0.0538 Seconds





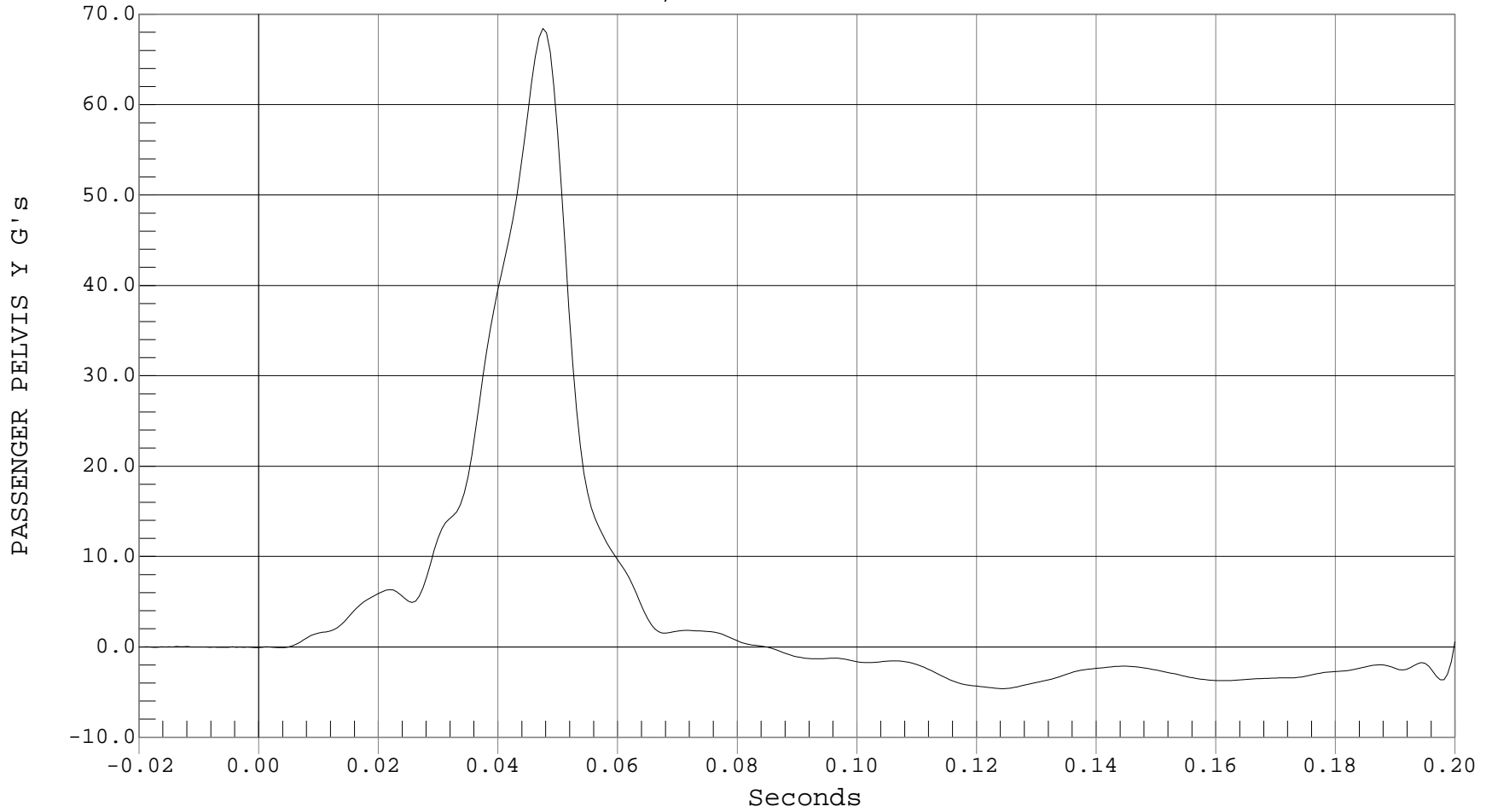
REAR REAR PASSENGER PELVIS Y ACCELERATION

Test Desc.: 38 MPH SIDE NCAP IMPACT  
Component: 2001 HONDA CIVIC 2 DOOR  
Other Info:

Test Date: 11-01-00  
Speed: 38.3 MPH, 61.6 KPH  
Fir Filtered

— 1 PASSENGER PELVIS Y, B00092FI.R14

Ymin = -4.62 G's @ 0.1244 Seconds, Ymax = 68.44 G's @ 0.0475 Seconds





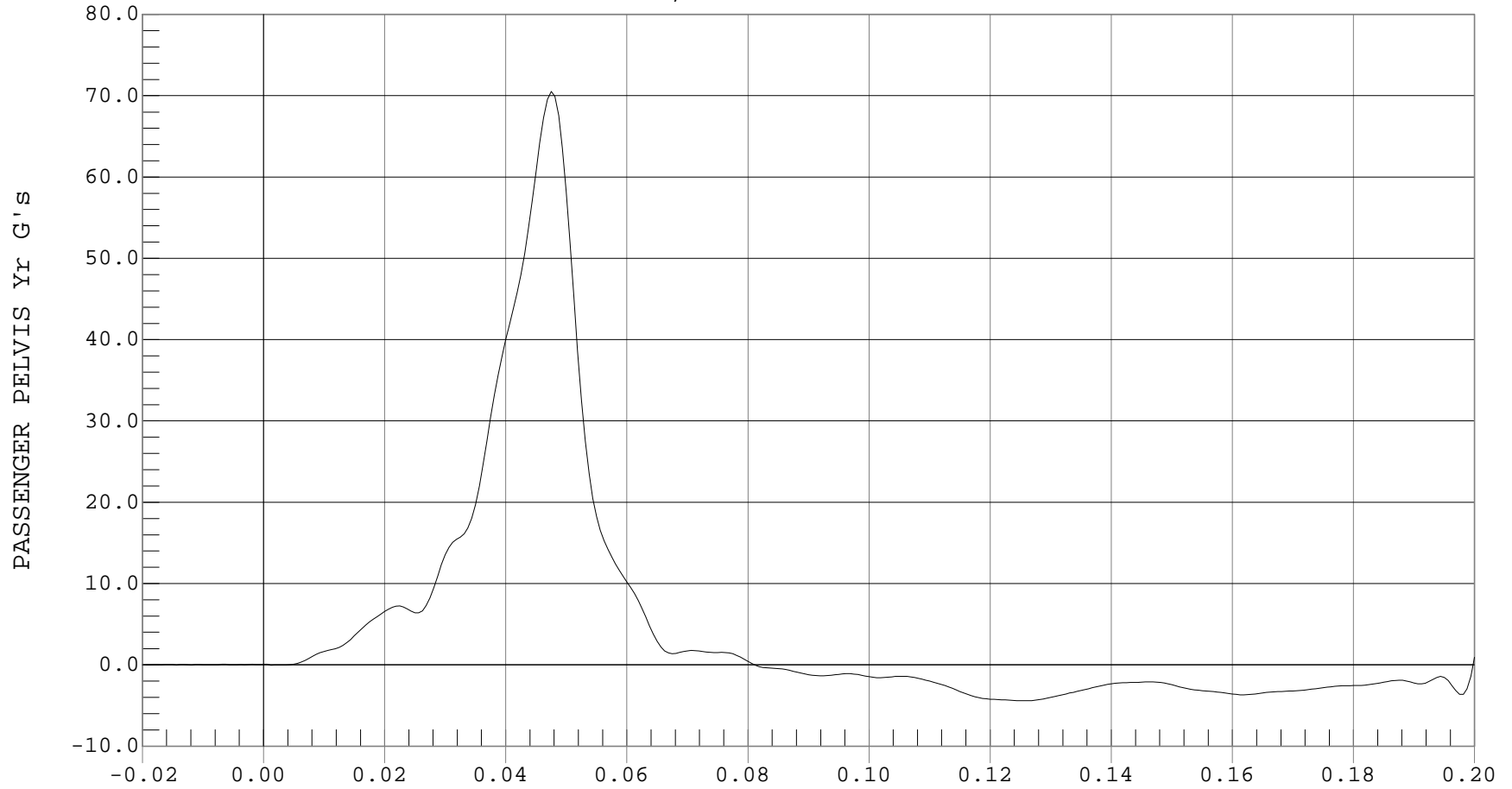
REAR REAR REAR PASSENGER PELVIS REDUNDANT Y ACCELERATION

Test Desc.: 38 MPH SIDE NCAP IMPACT  
Component: 2001 HONDA CIVIC 2 DOOR  
Other Info:

Test Date: 11-01-00  
Speed: 38.3 MPH, 61.6 KPH  
Fir Filtered

— 1 PASSENGER PELVIS Yr, B00092FI.R48

Ymin = -4.42 G's @ 0.1256 Seconds, Ymax = 70.53 G's @ 0.0475 Seconds



APPENDIX C  
SID CONFIGURATION AND PERFORMANCE VERIFICATION

CERTIFICATION DATA

Dummy Serial Number: 270

## Calibration Test Results Summary

Dummy Serial Number: 270

### Pre-Test Calibration

External Dimensions:	The dummy passed all external dimension requirements.
Head Drop Test:	The head passed all drop test requirements.
Thorax Impact Test:	The thorax passed all impact test requirements.
Pelvic Impact Test:	The pelvis passed all impact test requirements.
Abdominal Compression Test:	The abdomen passed all compression test requirements.
Lumbar Flexion Test:	The lumbar passed all flexion test requirements.

SIDE IMPACT DUMMY CONFIGURATION AND PERFORMANCE VERIFICATION DATA

Dummy Serial Number: 270  
 Date of Verification: 10/31/00  
 Test Number: D00133

DESCRIPTION	SPECIFICATION	TEST RESULTS
SH-Seated Height (mm)	889 – 909	899
RH-Rib Height (mm)	501 – 521	504
HP-Hip Pivot Height (mm)	99 ref.	99
RD-Rib From Back Line (mm)	229 - 241	232
KV-Knee Pivot From Back Line (mm)	511 – 526	523
SW-Knee Pivot to Floor (mm)	490 – 505	500
HW – Hip Width (mm)	356 – 391	367

Technician: \_\_\_\_\_

Approved By: \_\_\_\_\_

MGA RESEARCH CORPORATION  
HEAD DROP TEST  
SIDE IMPACT DUMMY (SID)

Date: 10/31/00  
Dummy Serial Number: 270  
Test Number: D001331

TEST PARAMETER	SPECIFICATION	TEST RESULTS
Temperature (°C)	18.9 - 25.5	21.0°
Relative Humidity (%)	10 - 70	38%
Peak Resultant Acceleration	210 - 260 g's	253
Peak Lateral Acceleration	< 10 g's	-9
Time Above 100 g.	0.9 - 1.5 msec.	1.2

TEST MEETS SPECIFICATIONS

Technician: \_\_\_\_\_

Approved By: \_\_\_\_\_



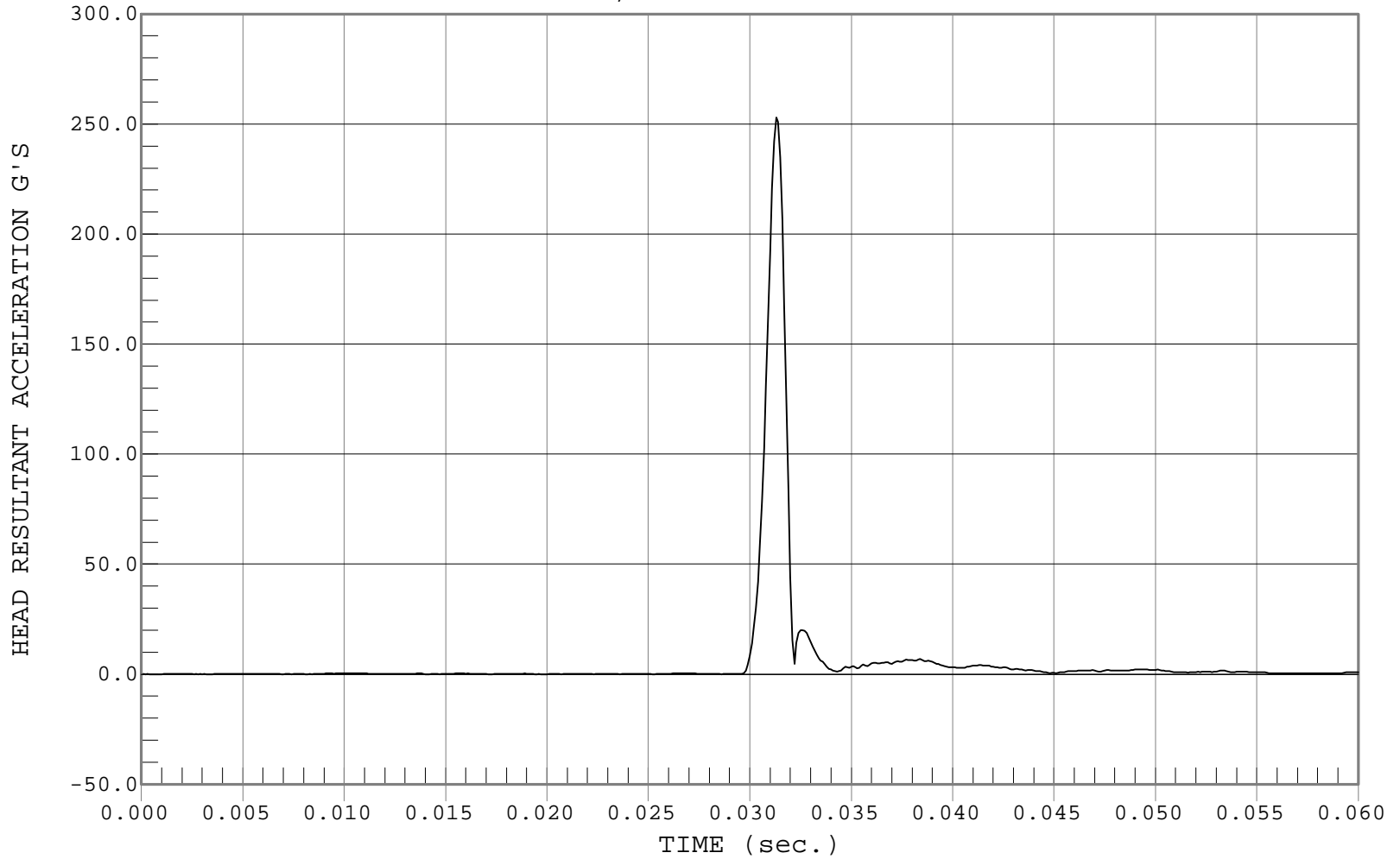
### PEAK RESULTANT ACCELERATION

Test Desc.: Dummy Calibration - Head Drop  
Component: Dummy #270

Test Date: 10-31-00  
Speed: 0.00 FT/SEC, 0.00 M/SEC

1 HEAD RESULTANT ACCELERATION, D00331av.a01

Ymin = .02 G'S @ 0.0002 sec., Ymax = 253.01 G'S @ 0.0313 sec.





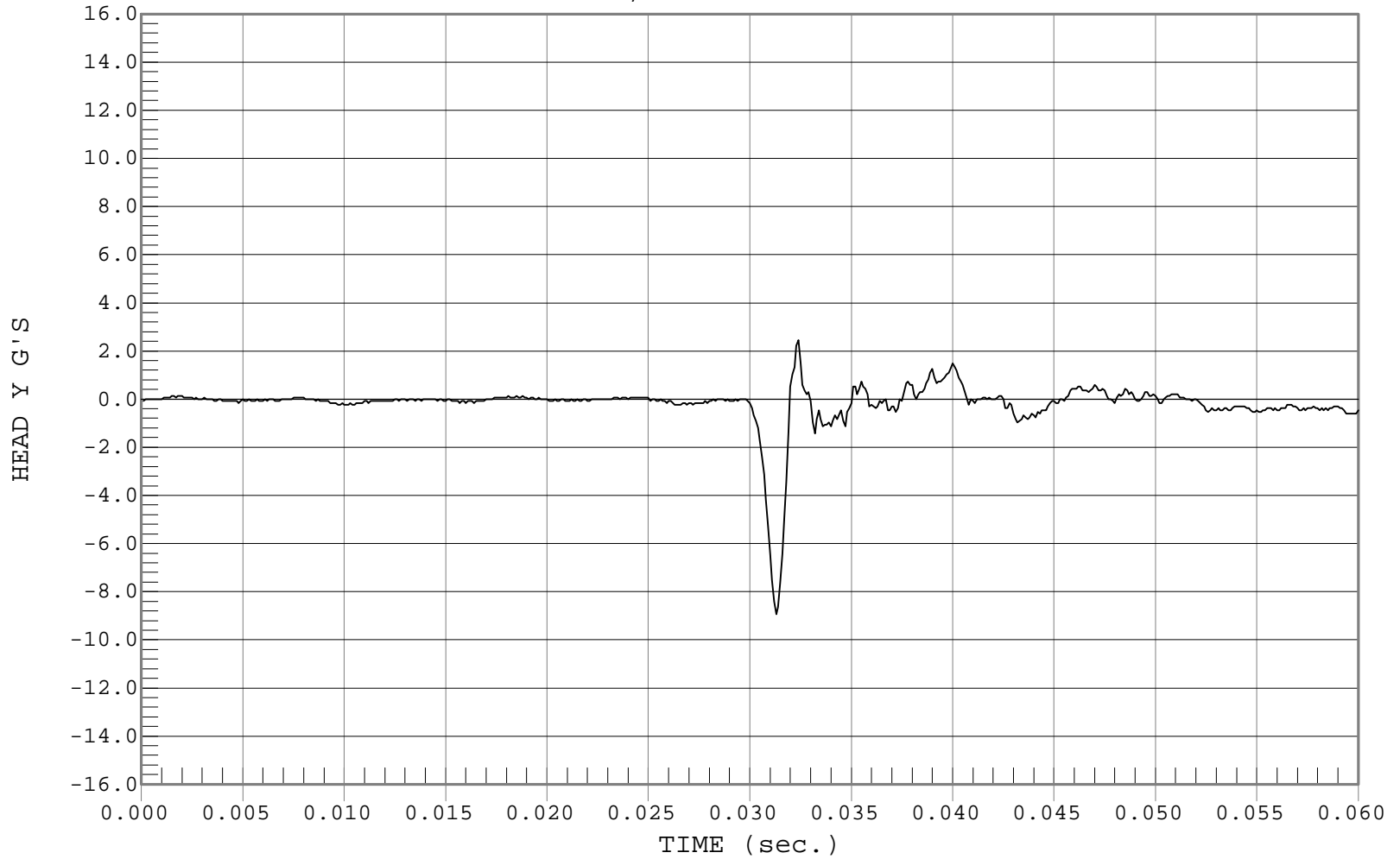
### PEAK LATERAL ACCELARATION

Test Desc.: Dummy Calibration - Head Drop  
Component: Dummy #270

Test Date: 10-31-00  
Speed: 0.00 FT/SEC, 0.00 M/SEC

1 HEAD Y, D00331AR.A02

Ymin = -8.93 G'S @ 0.0313 sec., Ymax = 2.44 G'S @ 0.0324 sec.



MGA RESEARCH CORPORATION  
THORAX IMPACT TEST  
SIDE IMPACT DUMMY (SID)

Date: 10/31/00  
Dummy Serial Number: 270  
Test Number: D001332

TEST PARAMETER	SPECIFICATION	TEST RESULTS
Temperature (°C)	18.9 – 25.5	21.0°
Relative Humidity (%)	10 – 70	38%
Probe Speed (m/s)	4.27 – 4.33	4.31
Upper Rib (g's)	37 – 46	41
Lower Rib (g's)	37 – 46	41
Lower Spine (g's)	15 - 22	22

TEST MEETS SPECIFICATIONS

Technician: \_\_\_\_\_

Approved By: \_\_\_\_\_



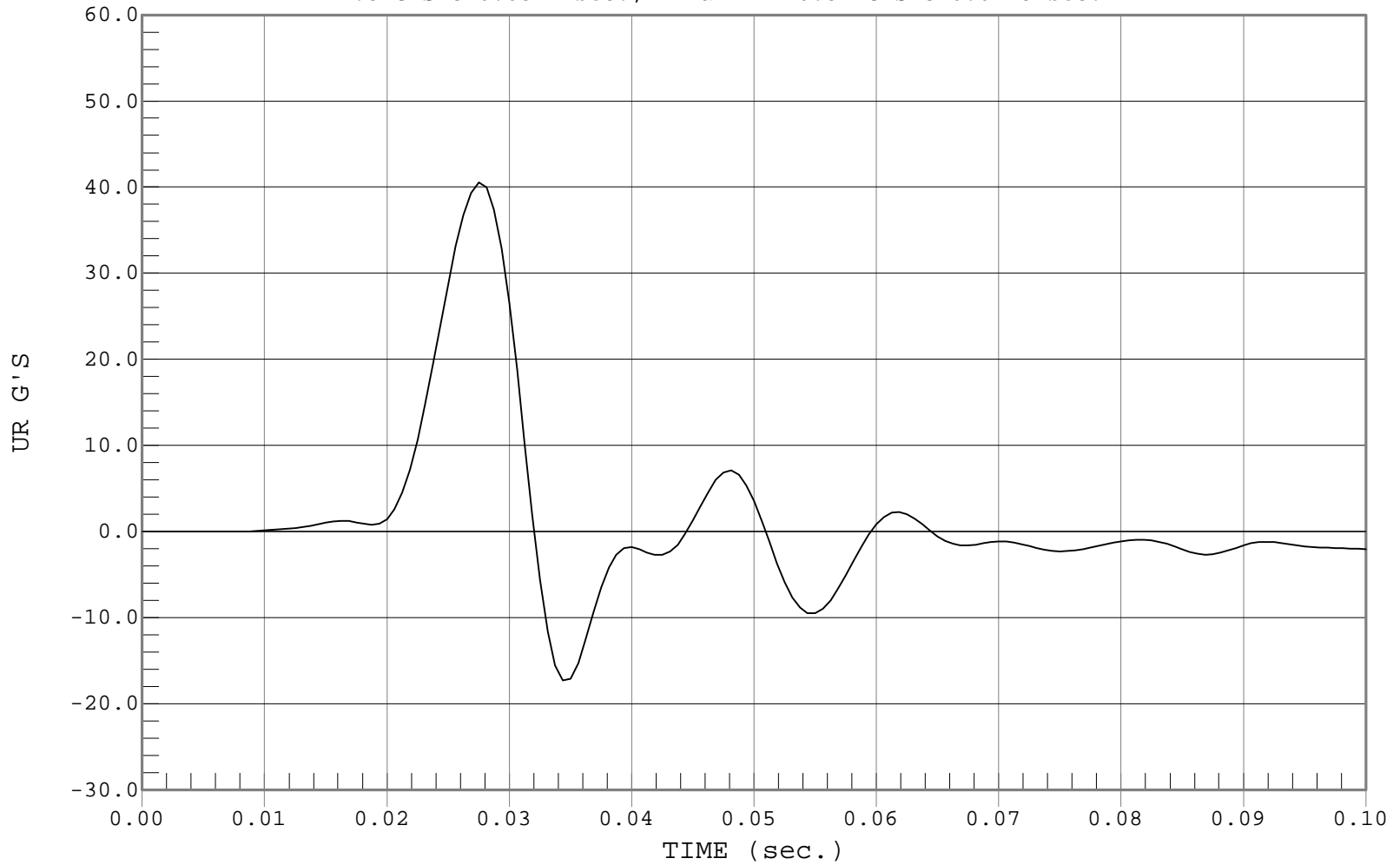
UPPER RIB ACCELERATION

Test Desc.: Dummy Calibration - Thorax Impact  
Component: Dummy #270

Test Date: 10-31-00  
Speed: 14.13 FT/SEC, 4.31 M/SEC

1 UR, D00332FI.R08

Ymin = -17.3 G'S @ 0.0344 sec., Ymax = 40.51 G'S @ 0.0275 sec.





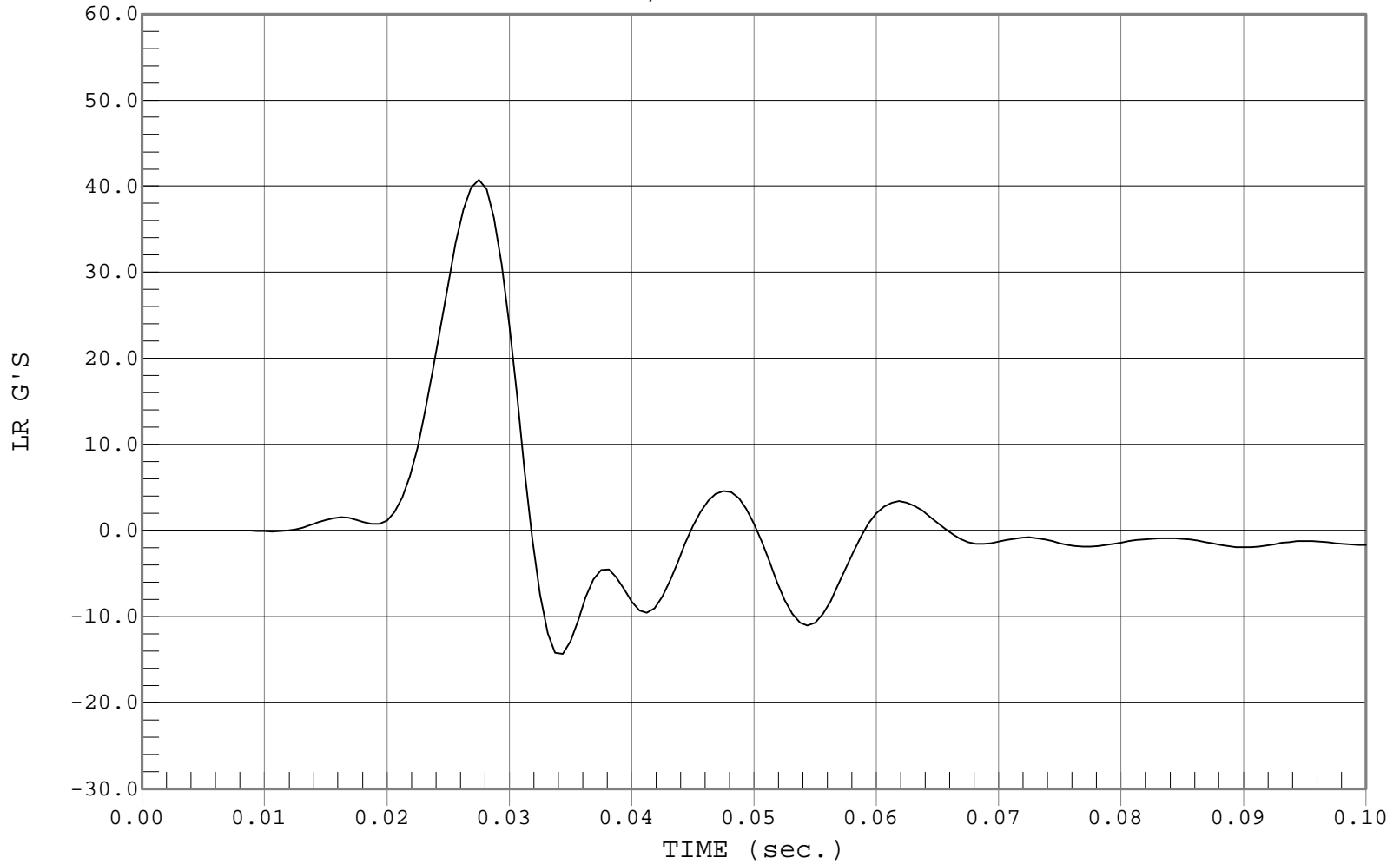
### LOWER RIB ACCELERATION

Test Desc.: Dummy Calibration - Thorax Impact  
Component: Dummy #270

Test Date: 10-31-00  
Speed: 14.13 FT/SEC, 4.31 M/SEC

1 LR, D00332FI.R09

Ymin = -14.33 G'S @ 0.0344 sec., Ymax = 40.75 G'S @ 0.0275 sec.





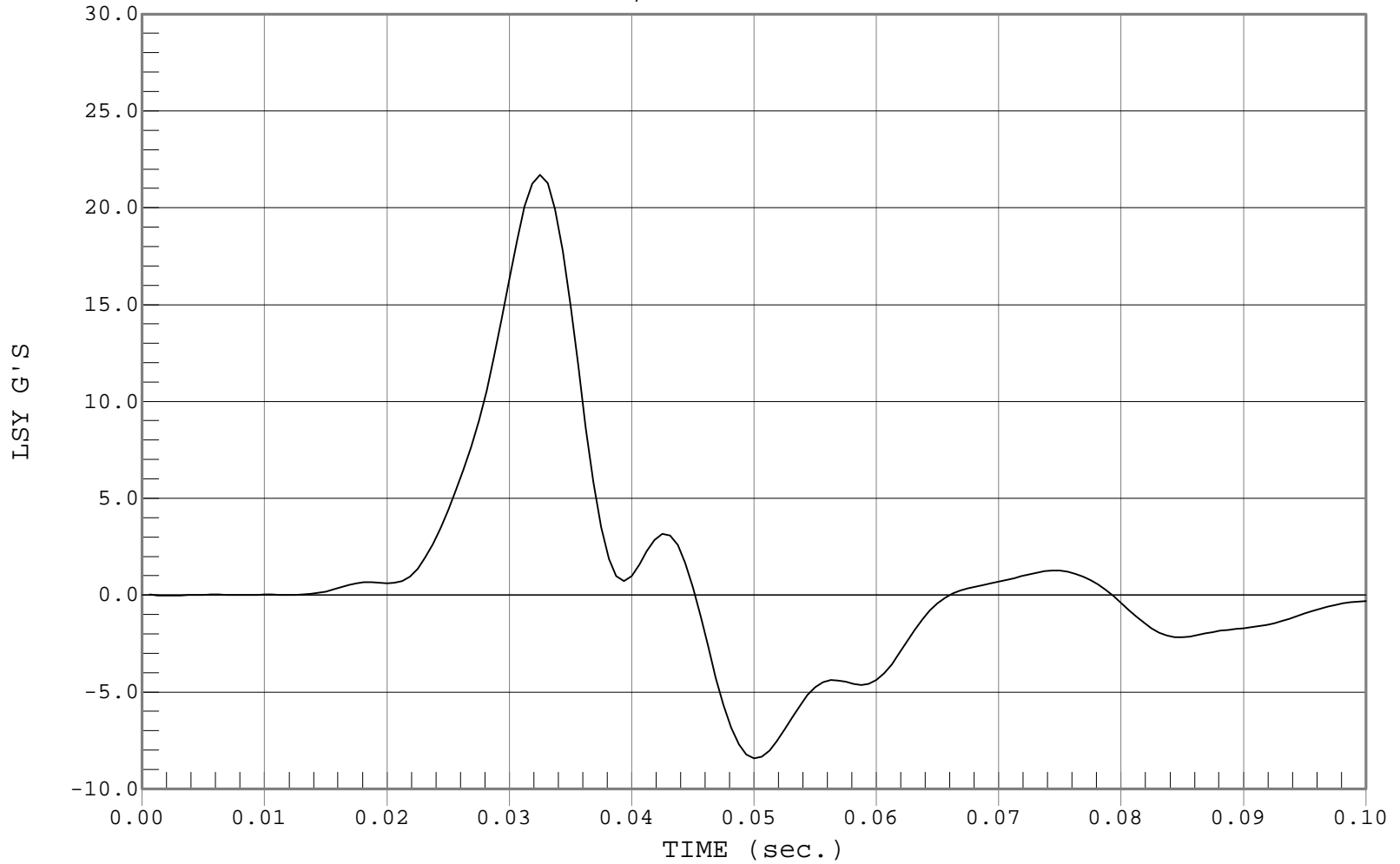
### LOWER SPINE ACCELERATION

Test Desc.: Dummy Calibration - Thorax Impact  
Component: Dummy #270

Test Date: 10-31-00  
Speed: 14.13 FT/SEC, 4.31 M/SEC

1 LSY, D00332FI.R10

Ymin = -8.43 G'S @ 0.0500 sec., Ymax = 21.7 G'S @ 0.0325 sec.



MGA RESEARCH CORPORATION  
PELVIS IMPACT TEST  
SIDE IMPACT DUMMY (SID)

Date: 10/31/00  
Dummy Serial Number: 270  
Test Number: D001333

TEST PARAMETER	SPECIFICATION	TEST RESULTS
Temperature (°C)	18.9 – 25.5	21.0°
Relative Humidity (%)	10 – 70	38%
Probe Speed (m/s)	4.27 – 4.33	4.32
Pelvis Acceleration (g's)	40 – 60	43

TEST MEETS SPECIFICATIONS

Technician: \_\_\_\_\_

Approved By: \_\_\_\_\_



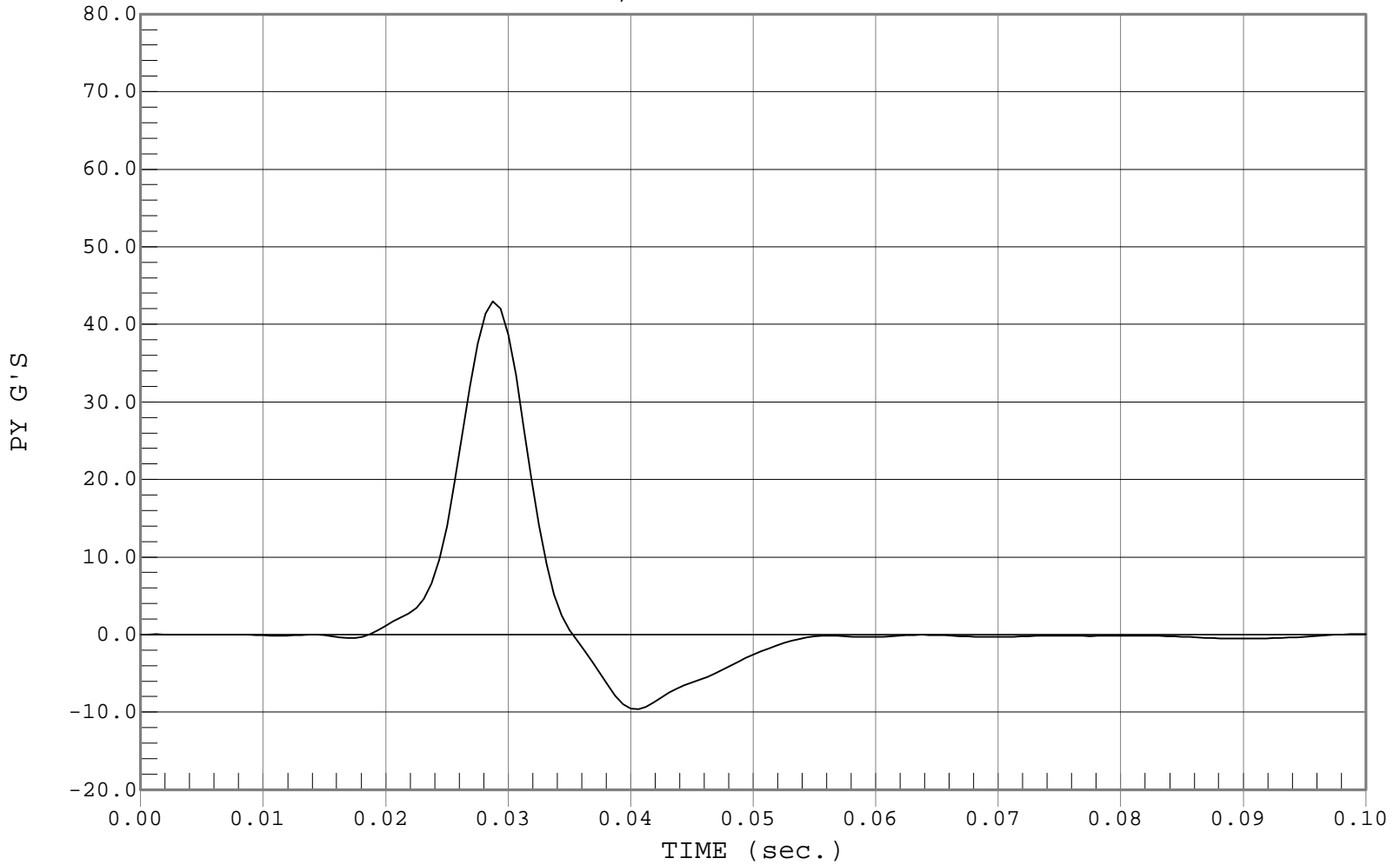
### PELVIS ACCELERATION

Test Desc.: Dummy Calibration - Pelvis Impact  
Component: Dummy #270

Test Date: 10-31-00  
Speed: 14.16 FT/SEC, 4.32 M/SEC

1 PY, D00333FI.R11

Ymin = -9.6 G'S @ 0.0406 sec., Ymax = 42.97 G'S @ 0.0288 sec.



MGA RESEARCH CORPORATION  
ABDOMINAL COMPRESSION TEST (PRELOAD = 10 LBS)  
SIDE IMPACT DUMMY (SID)

Date: 10/31/00  
Dummy Serial Number: 270  
Test Number: D001334

TEST PARAMETER	SPECIFICATION	TEST RESULTS
Temperature (°C)	18.9 – 25.5	21.0°
Relative Humidity (%)	10 – 70	38%
Force @ 12.7 mm	104 – 162	150
Force @ 19 mm	163 – 222	203
Force @ 25.4 mm	222 – 280	260
Force @ 33 mm	325 - 391	353

TEST MEETS SPECIFICATIONS

Technician: \_\_\_\_\_

Approved By: \_\_\_\_\_



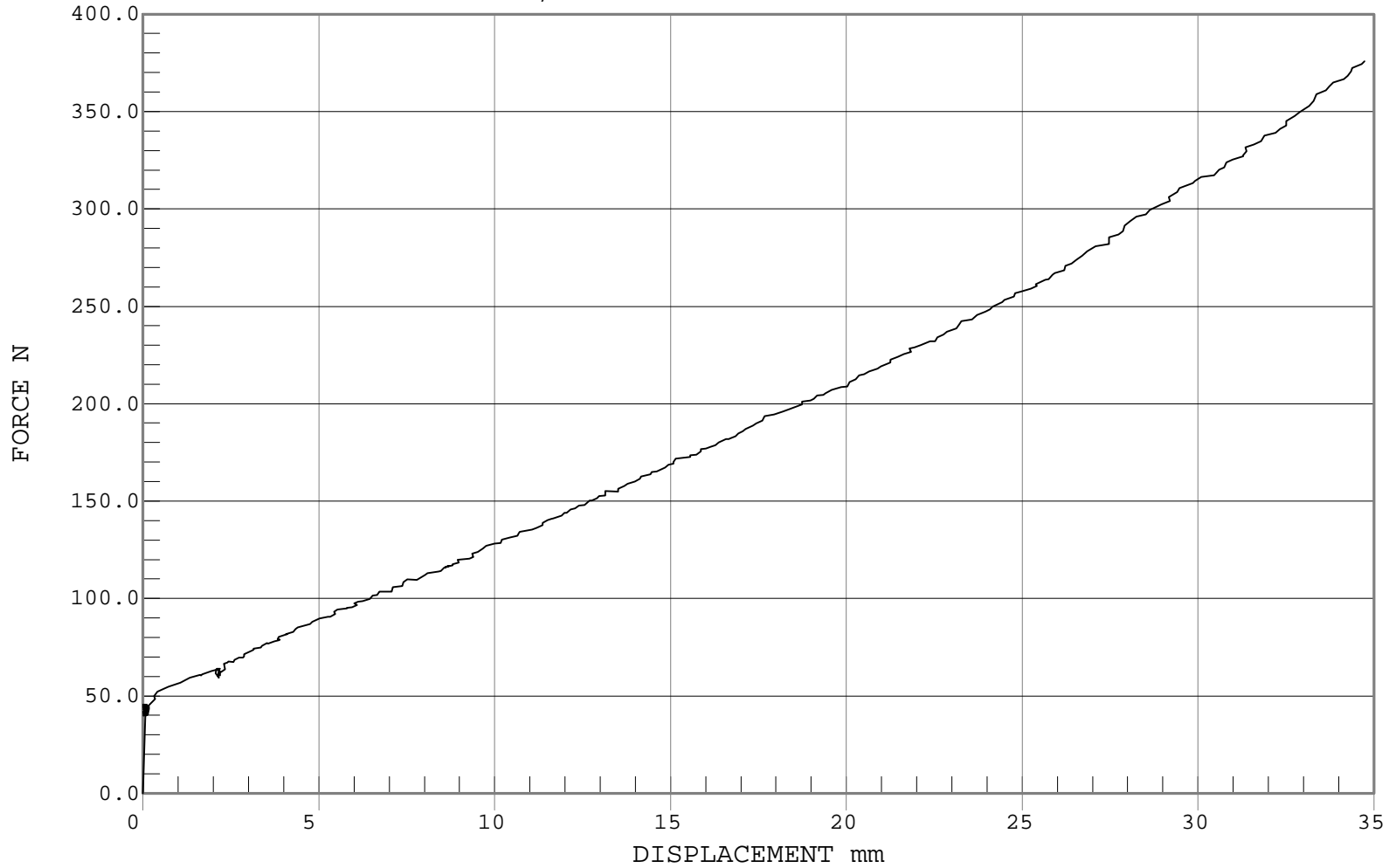
### ABDOMEN COMPRESSION

Test Desc.: DUMMY CALIBRATION - ABDOMEN COMPRESSION  
Component: DUMMY # 270

Test Date: 10-31-00  
Speed: 0.00 FT/SEC, 0.00 M/SEC

1 FORCE, D00334FC.F16

Ymin = 0 N @ 0.0000 mm, Ymax = 451.65 N @ 39.8434 mm



MGA RESEARCH CORPORATION  
LUMBAR FLEXION TEST  
SIDE IMPACT DUMMY (SID)

Date: 10/31/00  
Dummy Serial Number: 270  
Test Number: D001335

TEST PARAMETER	SPECIFICATION	TEST RESULTS
Temperature (°C)	18.9 – 25.5	21.0°
Relative Humidity (%)	10 – 70	38%
Force @ 0°	0 – 26.7	0
Force @ 20°	97.9 – 151.2	108.3
Force @ 30°	151.2 – 204.6	180.5
Force @ 40°	204.6 – 258.0	248.6
Return Angle	12° maximum	3°

TEST MEETS SPECIFICATIONS

Technician: \_\_\_\_\_

Approved By: \_\_\_\_\_



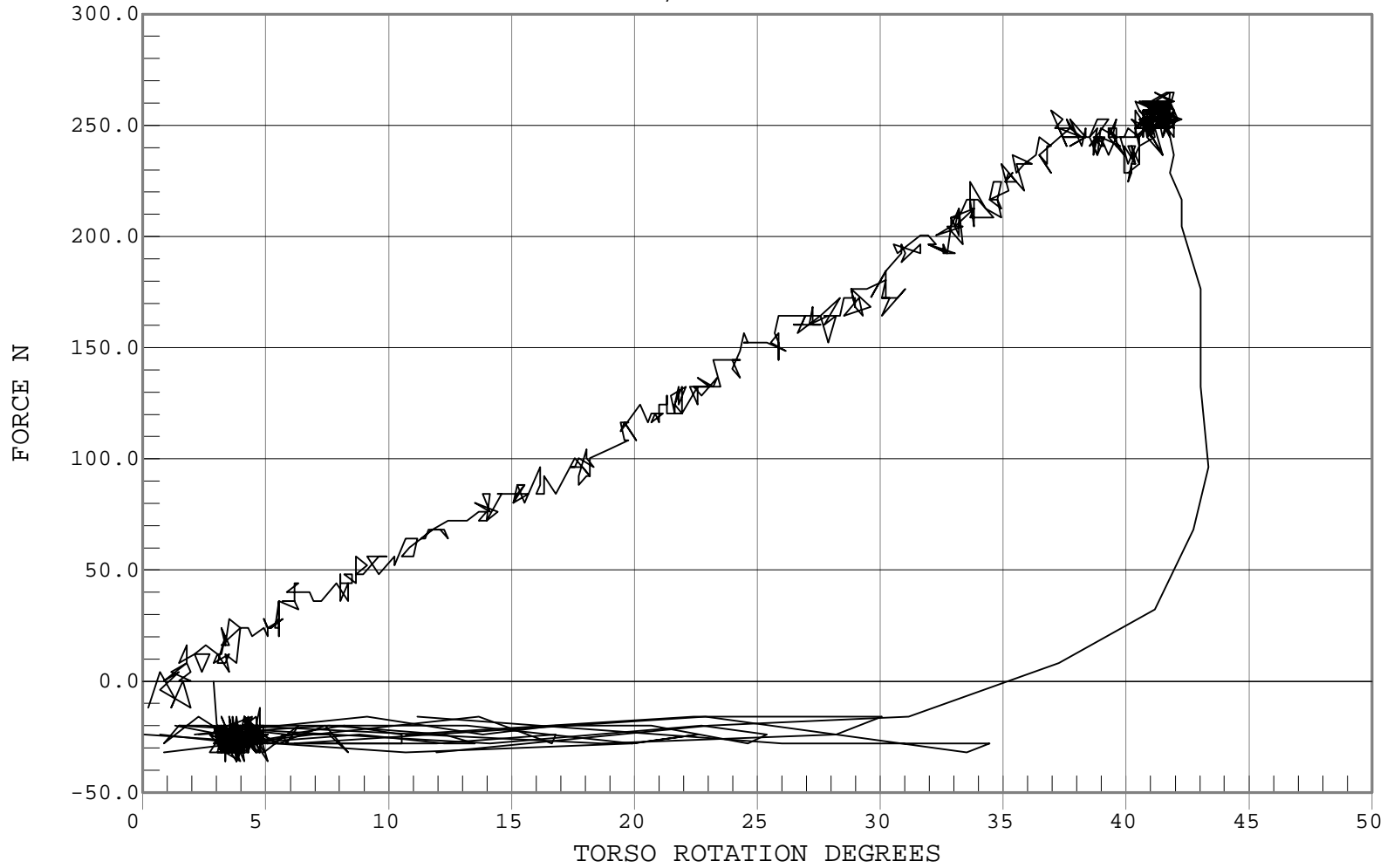
### LUMBAR FLEXION

Test Desc.: DUMMY CALIBRATION - LUMBAR FLEXION  
Component: DUMMY # 270

Test Date: 10-31-00  
Speed: 0.00 FT/SEC, 0.00 M/SEC

1 FORCE, D00335FC.F14

Ymin = -36.01 N @ 5.0674 DEGREES, Ymax = 264.68 N @ 41.7925 DEGREES



## DUMMY INSPECTION CHECKLIST

Type: Side Impact Dummy

Dummy Serial Number: 270

Inspected By: Tim Michnay

Date: 10/31/00

<u>Part</u>	<u>Items Checked</u>	<u>Comments</u>
Skin	visual inspection	OK
Head	visual, ballast, accelerometer mount	OK
Neck	visual	OK
Spine box	visual, ballast, weldment, accelerometer mount	OK
Rib cage	visual, measure	OK
Sternum	visual	OK
Lumbar spine	visual	OK
Abdomen	visual	OK
Pelvis	visual, palpate, accelerometer mount	OK
Upper legs	visual	OK
Knees	visual	OK
Lower legs	visual, range of motion	OK
Ankles	visual, range of motion	OK
Feet	visual, range of motion	OK
Joints	1 to 2 g range	OK
Other		

Notes (include component/problem/action/reason):

CERTIFICATION DATA

Dummy Serial Number: 269

## Calibration Test Results Summary

Dummy Serial Number: 269

### Pre-Test Calibration

External Dimensions:	The dummy passed all external dimension requirements.
Head Drop Test:	The head passed all drop test requirements.
Thorax Impact Test:	The thorax passed all impact test requirements.
Pelvic Impact Test:	The pelvis passed all impact test requirements.
Abdominal Compression Test:	The abdomen passed all compression test requirements.
Lumbar Flexion Test:	The lumbar passed all flexion test requirements.

SIDE IMPACT DUMMY CONFIGURATION AND PERFORMANCE VERIFICATION DATA

Dummy Serial Number: 269  
 Date of Verification: 10/31/00  
 Test Number: D00132

DESCRIPTION	SPECIFICATION	TEST RESULTS
SH-Seated Height (mm)	889 – 909	900
RH-Rib Height (mm)	501 – 521	517
HP-Hip Pivot Height (mm)	99 ref.	99
RD-Rib From Back Line (mm)	229 - 241	232
KV-Knee Pivot From Back Line (mm)	511 – 526	520
SW-Knee Pivot to Floor (mm)	490 – 505	495
HW – Hip Width (mm)	356 – 391	370

Technician: \_\_\_\_\_

Approved By: \_\_\_\_\_

MGA RESEARCH CORPORATION  
HEAD DROP TEST  
SIDE IMPACT DUMMY (SID)

Date: 10/31/00  
Dummy Serial Number: 269  
Test Number: D001321

TEST PARAMETER	SPECIFICATION	TEST RESULTS
Temperature (°C)	18.9 - 25.5	21.0
Relative Humidity (%)	10 - 70	38%
Peak Resultant Acceleration	210 - 260 g's	249
Peak Lateral Acceleration	< 10 g's	-4
Time Above 100 g.	0.9 - 1.5 msec.	1.2

TEST MEETS SPECIFICATIONS

Technician: \_\_\_\_\_

Approved By: \_\_\_\_\_



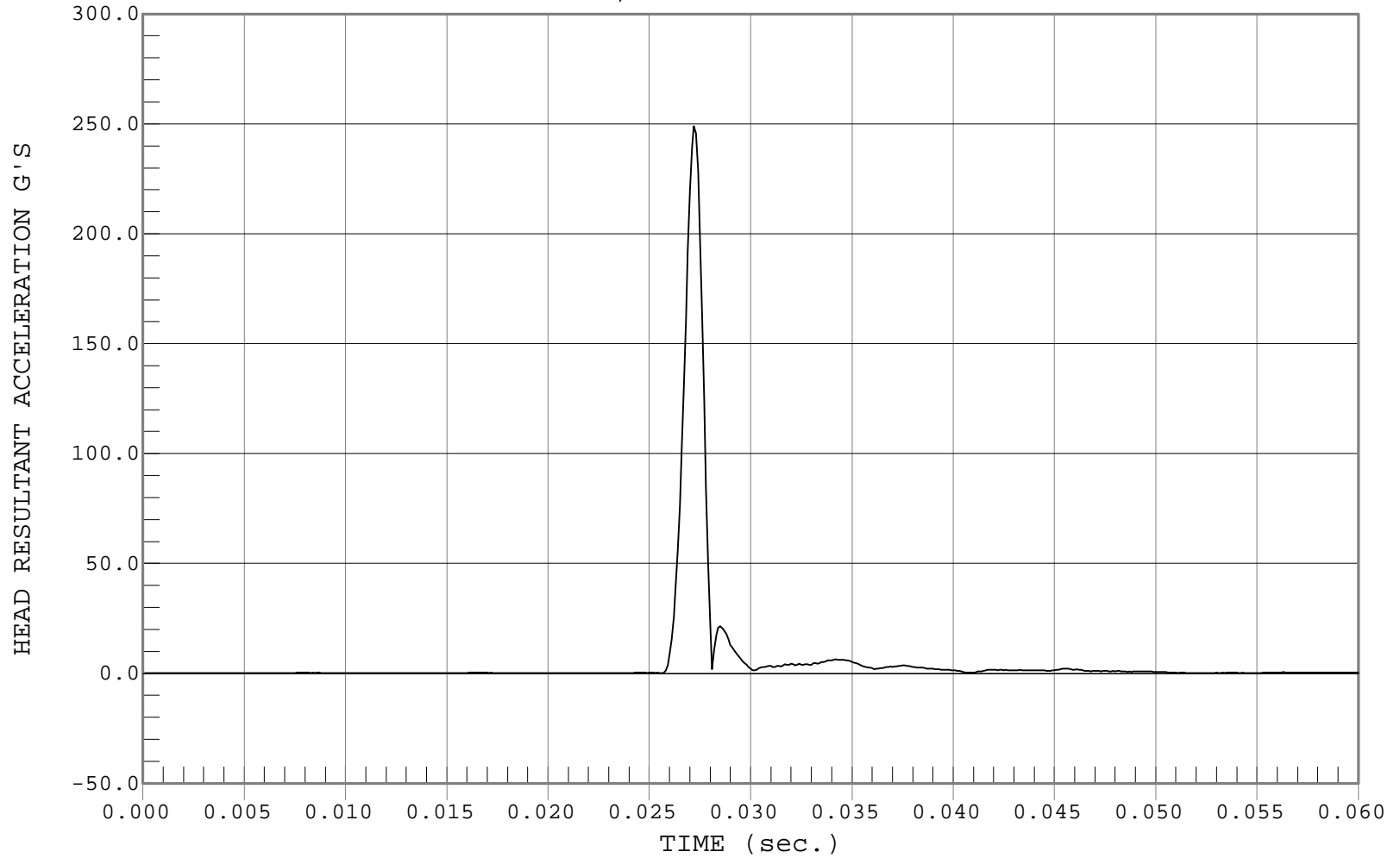
### PEAK RESULTANT ACCELERATION

Test Desc.: Dummy Calibration - Head Drop  
Component: Dummy #269

Test Date: 10-31-00  
Speed: 0.00 FT/SEC, 0.00 M/SEC

1 HEAD RESULTANT ACCELERATION, D00321av.a01

Ymin = .06 G'S @ 0.0014 sec., Ymax = 249.06 G'S @ 0.0272 sec.





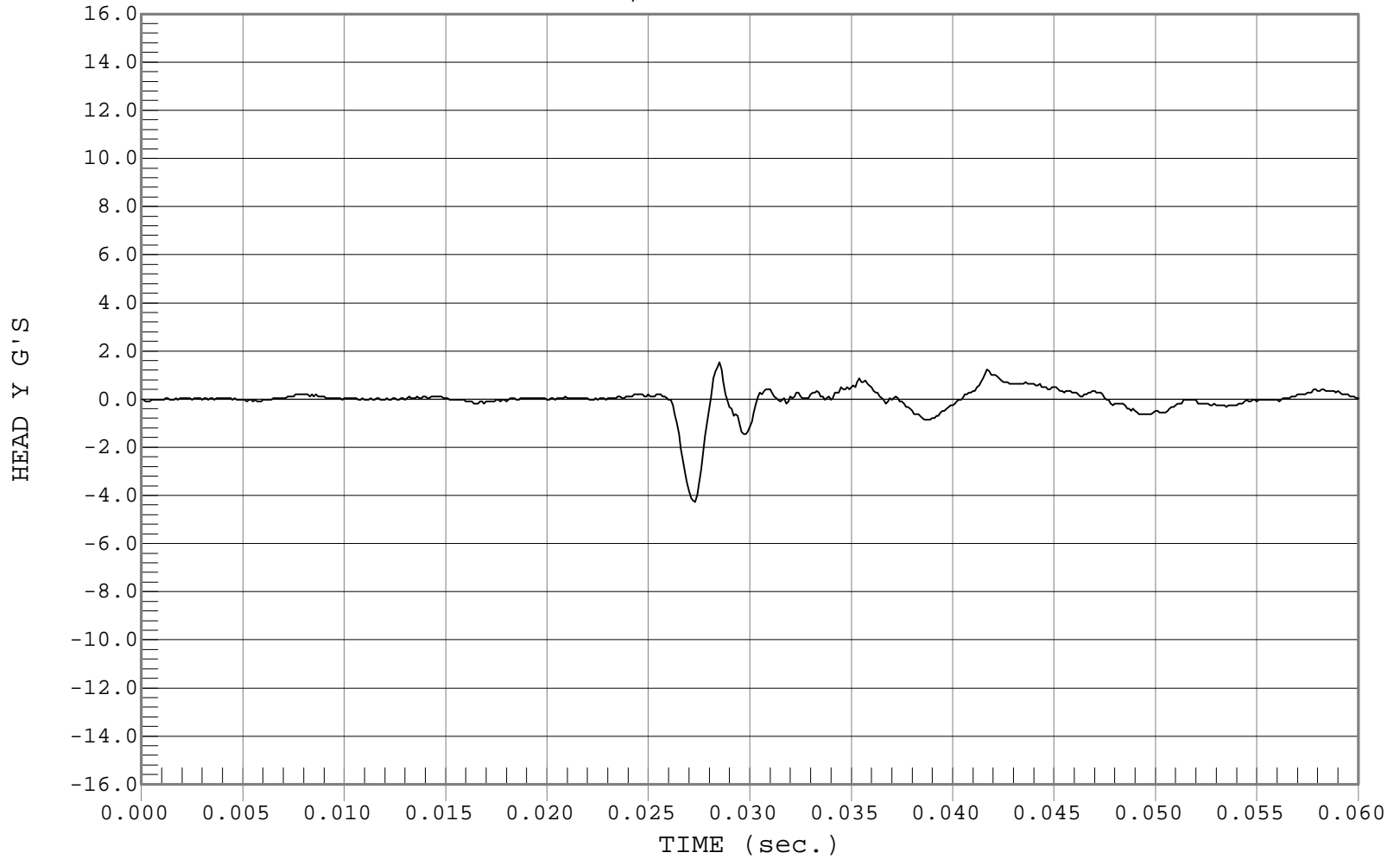
### PEAK LATERAL ACCELARATION

Test Desc.: Dummy Calibration - Head Drop  
Component: Dummy #269

Test Date: 10-31-00  
Speed: 0.00 FT/SEC, 0.00 M/SEC

1 HEAD Y, D00321AR.A02

Ymin = -4.27 G'S @ 0.0273 sec., Ymax = 1.53 G'S @ 0.0285 sec.



MGA RESEARCH CORPORATION  
THORAX IMPACT TEST  
SIDE IMPACT DUMMY (SID)

Date: 10/31/00  
Dummy Serial Number: 269  
Test Number: D001322

TEST PARAMETER	SPECIFICATION	TEST RESULTS
Temperature (°C)	18.9 – 25.5	21.0°
Relative Humidity (%)	10 – 70	38%
Probe Speed (m/s)	4.27 – 4.33	4.32
Upper Rib (g's)	37 – 46	38
Lower Rib (g's)	37 – 46	38
Lower Spine (g's)	15 - 22	18

TEST MEETS SPECIFICATIONS

Technician: \_\_\_\_\_

Approved By: \_\_\_\_\_



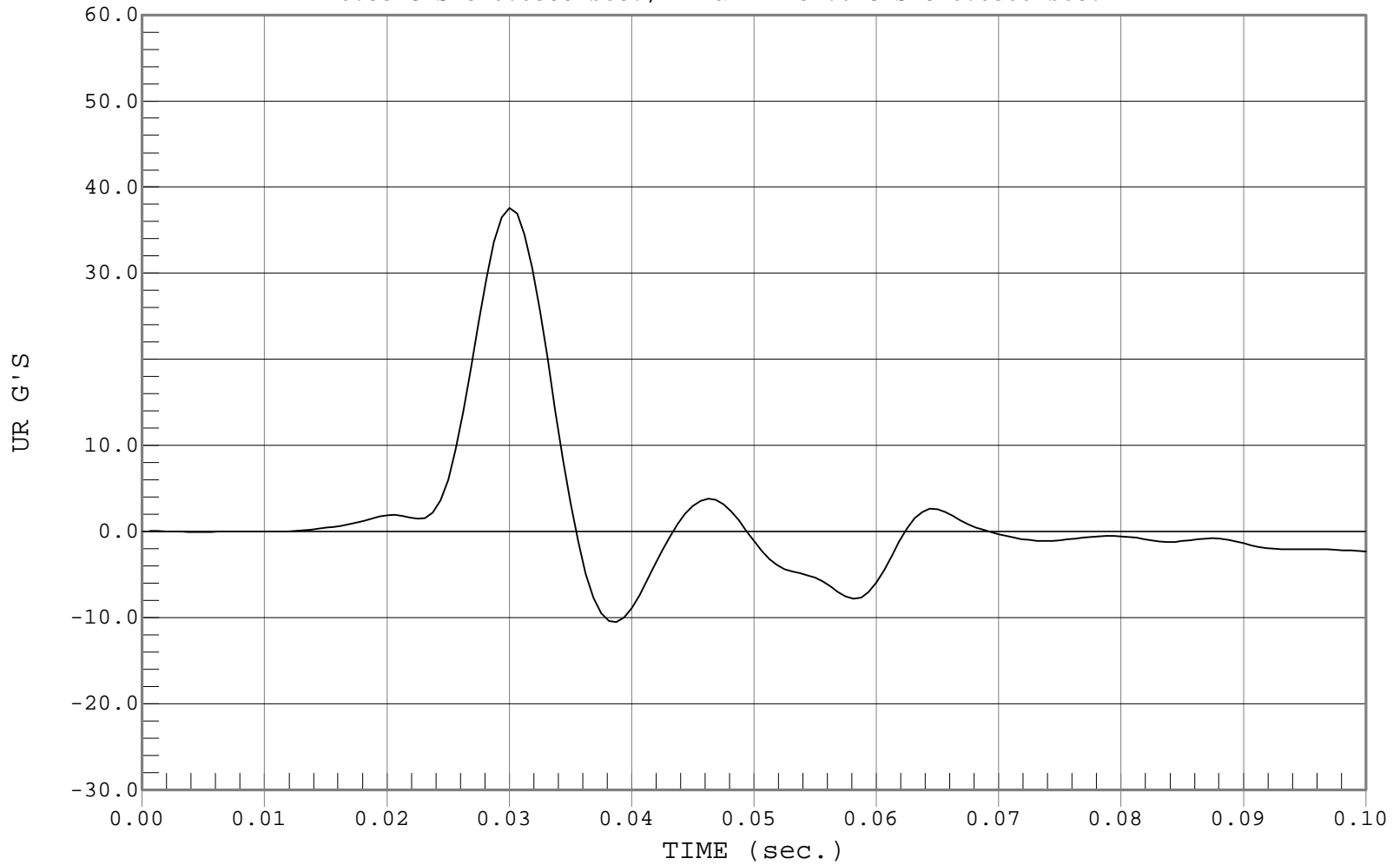
### UPPER RIB ACCELERATION

Test Desc.: Dummy Calibration - Thorax Impact  
Component: Dummy #269

Test Date: 10-31-00  
Speed: 14.17 FT/SEC, 4.32 M/SEC

1 UR, D00322FI.R08

Ymin = -10.53 G'S @ 0.0388 sec., Ymax = 37.6 G'S @ 0.0300 sec.





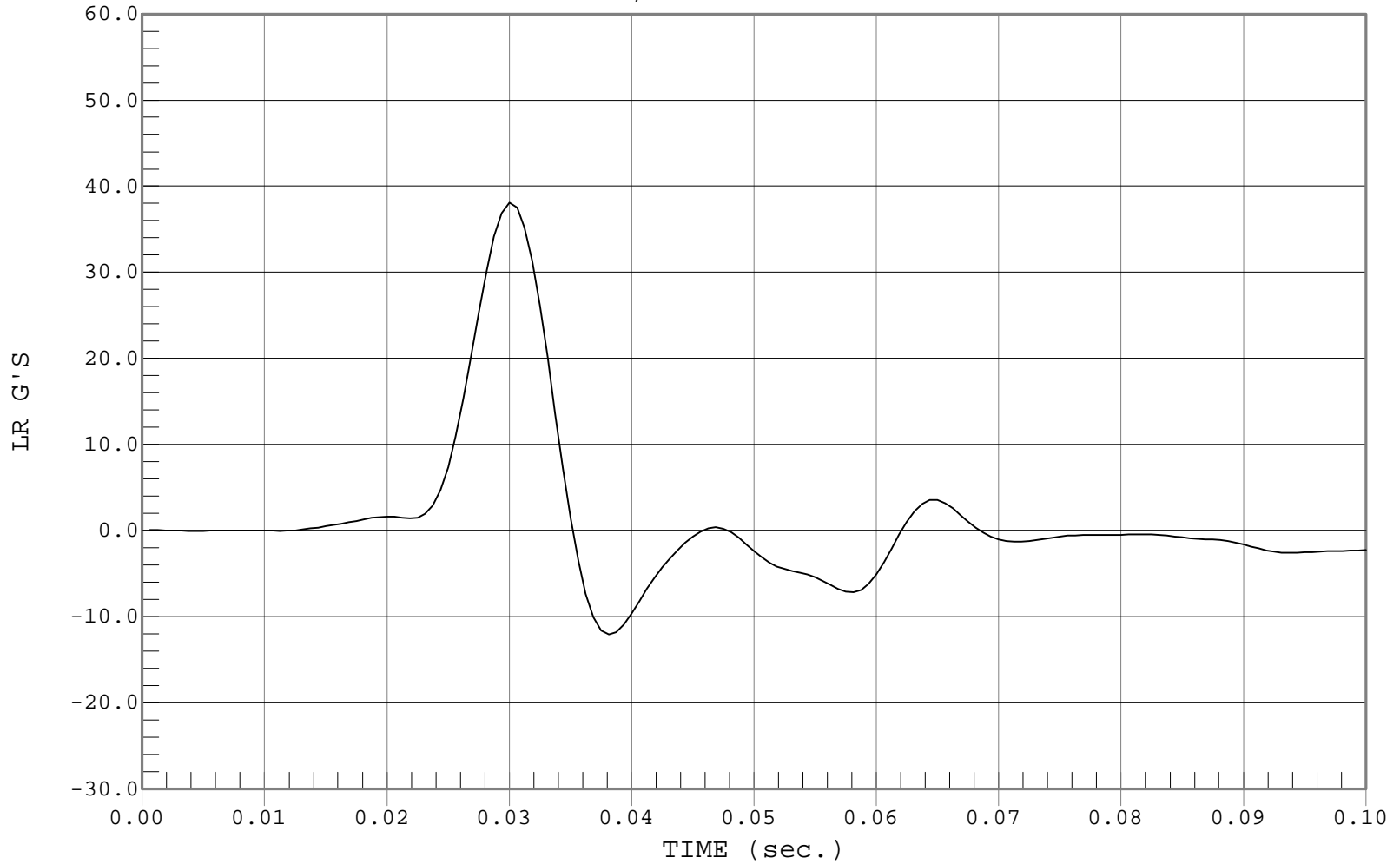
### LOWER RIB ACCELERATION

Test Desc.: Dummy Calibration - Thorax Impact  
Component: Dummy #269

Test Date: 10-31-00  
Speed: 14.17 FT/SEC, 4.32 M/SEC

1 LR, D00322FI.R09

Ymin = -12.1 G'S @ 0.0381 sec., Ymax = 38.09 G'S @ 0.0300 sec.





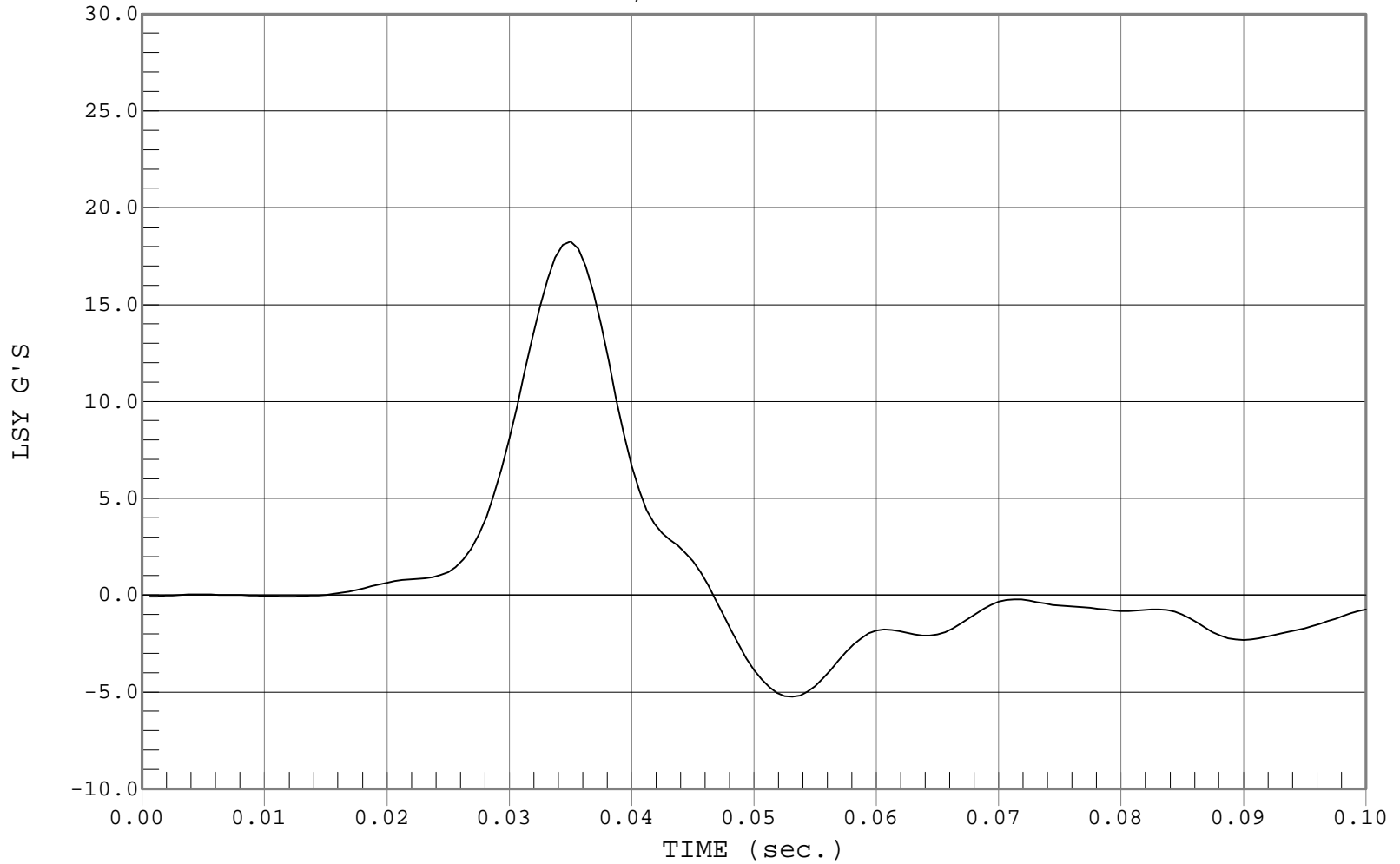
### LOWER SPINE ACCELERATION

Test Desc.: Dummy Calibration - Thorax Impact  
Component: Dummy #269

Test Date: 10-31-00  
Speed: 14.17 FT/SEC, 4.32 M/SEC

1 LSY, D00322FI.R10

Ymin = -5.25 G'S @ 0.0531 sec., Ymax = 18.24 G'S @ 0.0350 sec.



MGA RESEARCH CORPORATION  
PELVIS IMPACT TEST  
SIDE IMPACT DUMMY (SID)

Date: 10/31/00  
Dummy Serial Number: 269  
Test Number: D001323

TEST PARAMETER	SPECIFICATION	TEST RESULTS
Temperature (°C)	18.9 – 25.5	21.0°
Relative Humidity (%)	10 – 70	38%
Probe Speed (m/s)	4.27 – 4.33	4.31
Pelvis Acceleration (g's)	40 – 60	40

TEST MEETS SPECIFICATIONS

Technician: \_\_\_\_\_

Approved By: \_\_\_\_\_



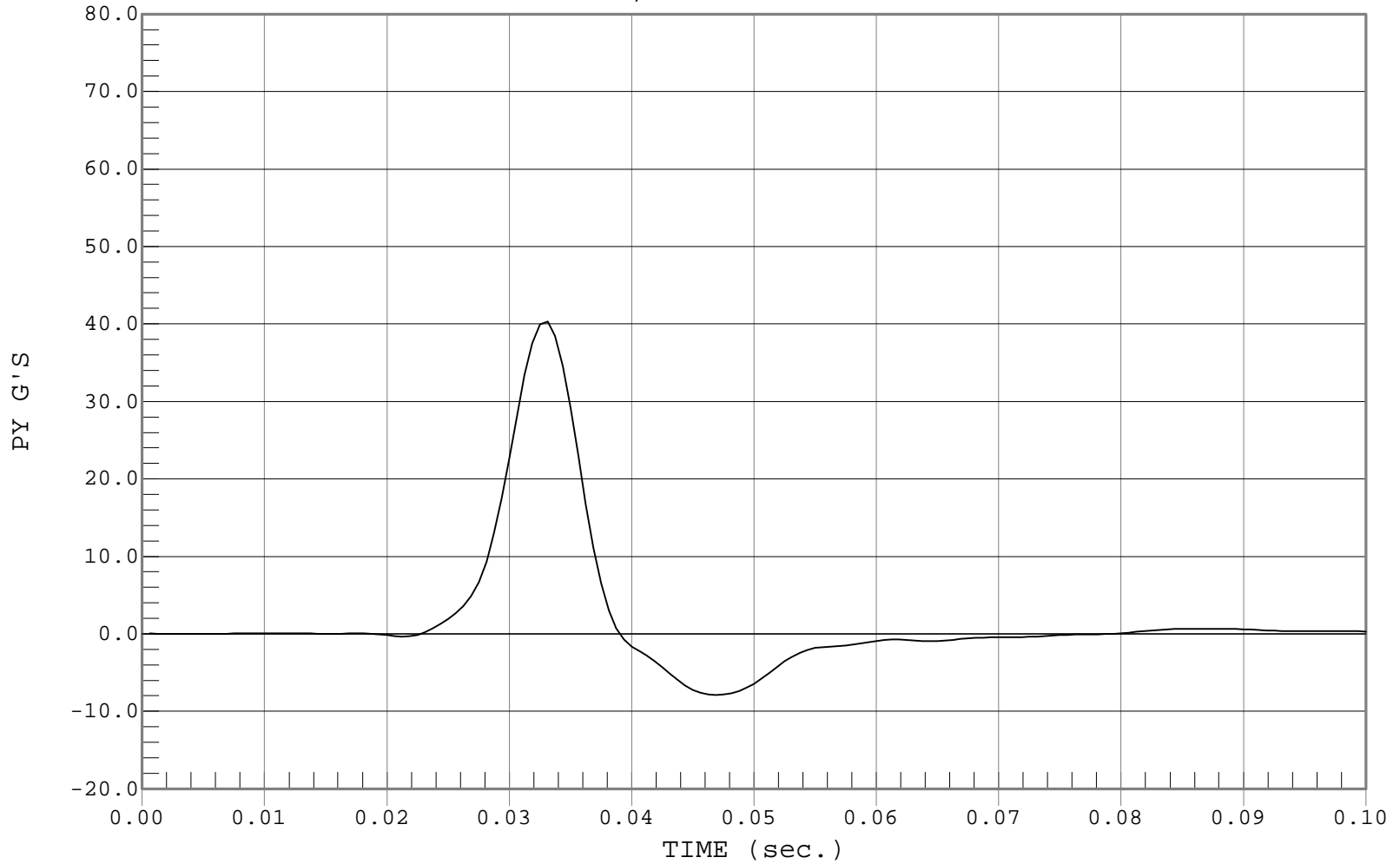
### PELVIS ACCELERATION

Test Desc.: Dummy Calibration - Pelvis Impact  
Component: Dummy #269

Test Date: 10-31-00  
Speed: 14.15 FT/SEC, 4.31 M/SEC

1 PY, D00323FI.R11

Ymin = -7.87 G'S @ 0.0469 sec., Ymax = 40.29 G'S @ 0.0331 sec.



MGA RESEARCH CORPORATION  
ABDOMINAL COMPRESSION TEST (PRELOAD = 10 LBS)  
SIDE IMPACT DUMMY (SID)

Date: 10/31/00  
Dummy Serial Number: 269  
Test Number: D001324

TEST PARAMETER	SPECIFICATION	TEST RESULTS
Temperature (°C)	18.9 – 25.5	21.0°
Relative Humidity (%)	10 – 70	38%
Force @ 12.7 mm	104 – 162	132
Force @ 19 mm	163 – 222	181
Force @ 25.4 mm	222 – 280	257
Force @ 33 mm	325 - 391	358

TEST MEETS SPECIFICATIONS

Technician: \_\_\_\_\_

Approved By: \_\_\_\_\_



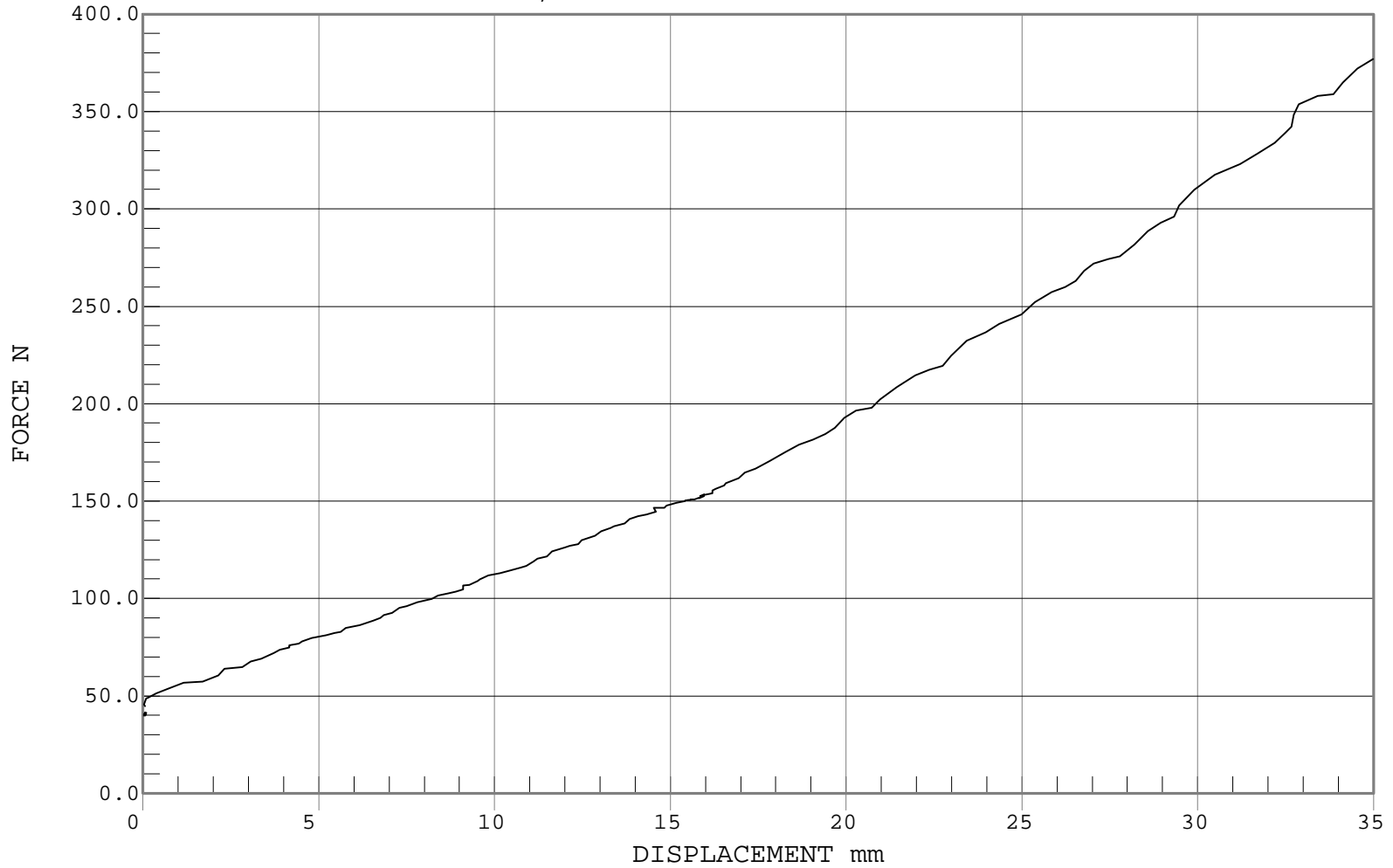
### ABDOMEN COMPRESSION

Test Desc.: DUMMY CALIBRATION - ABDOMEN COMPRESSION  
Component: DUMMY # 269

Test Date: 10-31-00  
Speed: 0.00 FT/SEC, 0.00 M/SEC

1 FORCE, D00324FC.F16

Ymin = 0 N @ 0.0000 mm, Ymax = 428.86 N @ 38.3655 mm



MGA RESEARCH CORPORATION

LUMBAR FLEXION TEST

SIDE IMPACT DUMMY (SID)

Date: 10/31/00

Dummy Serial Number: 269

Test Number: D001325

TEST PARAMETER	SPECIFICATION	TEST RESULTS
Temperature (°C)	18.9 – 25.5	21.0°
Relative Humidity (%)	10 – 70	38%
Force @ 0°	0 – 26.7	0
Force @ 20°	97.9 – 151.2	101.1
Force @ 30°	151.2 – 204.6	161.3
Force @ 40°	204.6 – 258.0	241.4
Return Angle	12° maximum	3°

TEST MEETS SPECIFICATIONS

Technician: \_\_\_\_\_

Approved By: \_\_\_\_\_



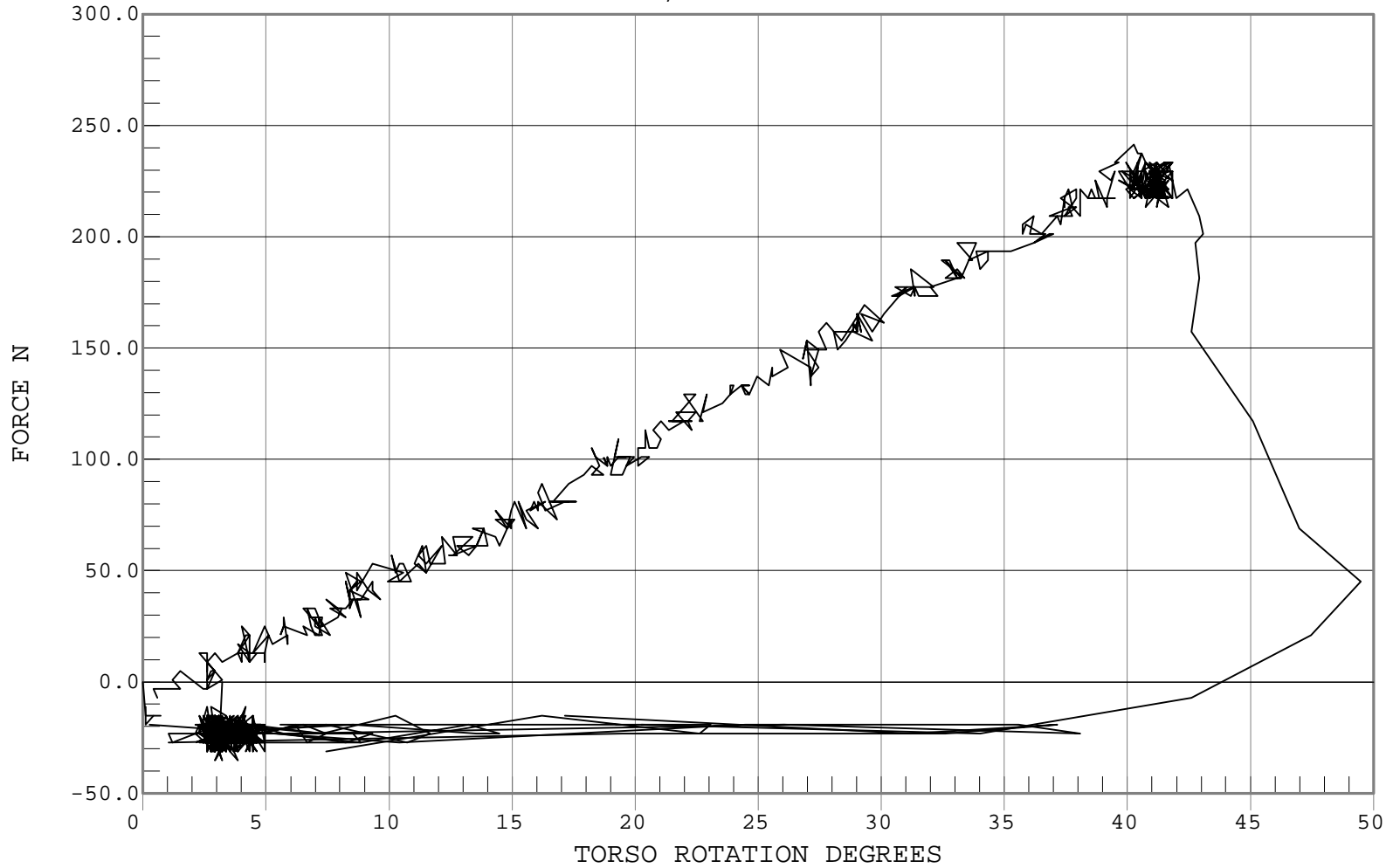
### LUMBAR FLEXION

Test Desc.: DUMMY CALIBRATION - LUMBAR FLEXION  
Component: DUMMY # 269

Test Date: 10-31-00  
Speed: 0.00 FT/SEC, 0.00 M/SEC

1 FORCE, D00325FC.F14

Ymin = -35.18 N @ 2.9154 DEGREES, Ymax = 241.45 N @ 40.2656 DEGREES



## DUMMY INSPECTION CHECKLIST

Type: Side Impact Dummy

Dummy Serial Number: 269

Inspected By: Tim Michnay

Date: 10/31/00

<u>Part</u>	<u>Items Checked</u>	<u>Comments</u>
Skin	visual inspection	OK
Head	visual, ballast, accelerometer mount	OK
Neck	visual	OK
Spine box	visual, ballast, weldment, accelerometer mount	OK
Rib cage	visual, measure	OK
Sternum	visual	OK
Lumbar spine	visual	OK
Abdomen	visual	OK
Pelvis	visual, palpate, accelerometer mount	OK
Upper legs	visual	OK
Knees	visual	OK
Lower legs	visual, range of motion	OK
Ankles	visual, range of motion	OK
Feet	visual, range of motion	OK
Joints	1 to 2 g range	OK
Other		

Notes (include component/problem/action/reason):

CERTIFICATION DATA

Dummy Serial Number: 270

## Calibration Test Results Summary

Dummy Serial Number: 270

### Post-Test Calibration

External Dimensions:	The dummy passed all external dimension requirements.
Head Drop Test:	The head passed all drop test requirements.
Thorax Impact Test:	The thorax passed all impact test requirements.
Pelvic Impact Test:	The pelvis passed all impact test requirements.
Abdominal Compression Test:	The abdomen passed all compression test requirements.
Lumbar Flexion Test:	The lumbar passed all flexion test requirements.

SIDE IMPACT DUMMY CONFIGURATION AND PERFORMANCE VERIFICATION DATA

Dummy Serial Number: 270  
 Date of Verification: 11/2/00  
 Test Number: D00137

DESCRIPTION	SPECIFICATION	TEST RESULTS
SH-Seated Height (mm)	889 – 909	899
RH-Rib Height (mm)	501 – 521	504
HP-Hip Pivot Height (mm)	99 ref.	99
RD-Rib From Back Line (mm)	229 - 241	232
KV-Knee Pivot From Back Line (mm)	511 – 526	523
SW-Knee Pivot to Floor (mm)	490 – 505	500
HW – Hip Width (mm)	356 – 391	367

Technician: \_\_\_\_\_

Approved By: \_\_\_\_\_

MGA RESEARCH CORPORATION  
HEAD DROP TEST  
SIDE IMPACT DUMMY (SID)

Date: 11/2/00  
Dummy Serial Number: 270  
Test Number: D001371

TEST PARAMETER	SPECIFICATION	TEST RESULTS
Temperature (°C)	18.9 - 25.5	21.0°
Relative Humidity (%)	10 - 70	49%
Peak Resultant Acceleration	210 - 260 g's	258
Peak Lateral Acceleration	< 10 g's	-3
Time Above 100 g.	0.9 - 1.5 msec.	1.2

TEST MEETS SPECIFICATIONS

Technician: \_\_\_\_\_

Approved By: \_\_\_\_\_



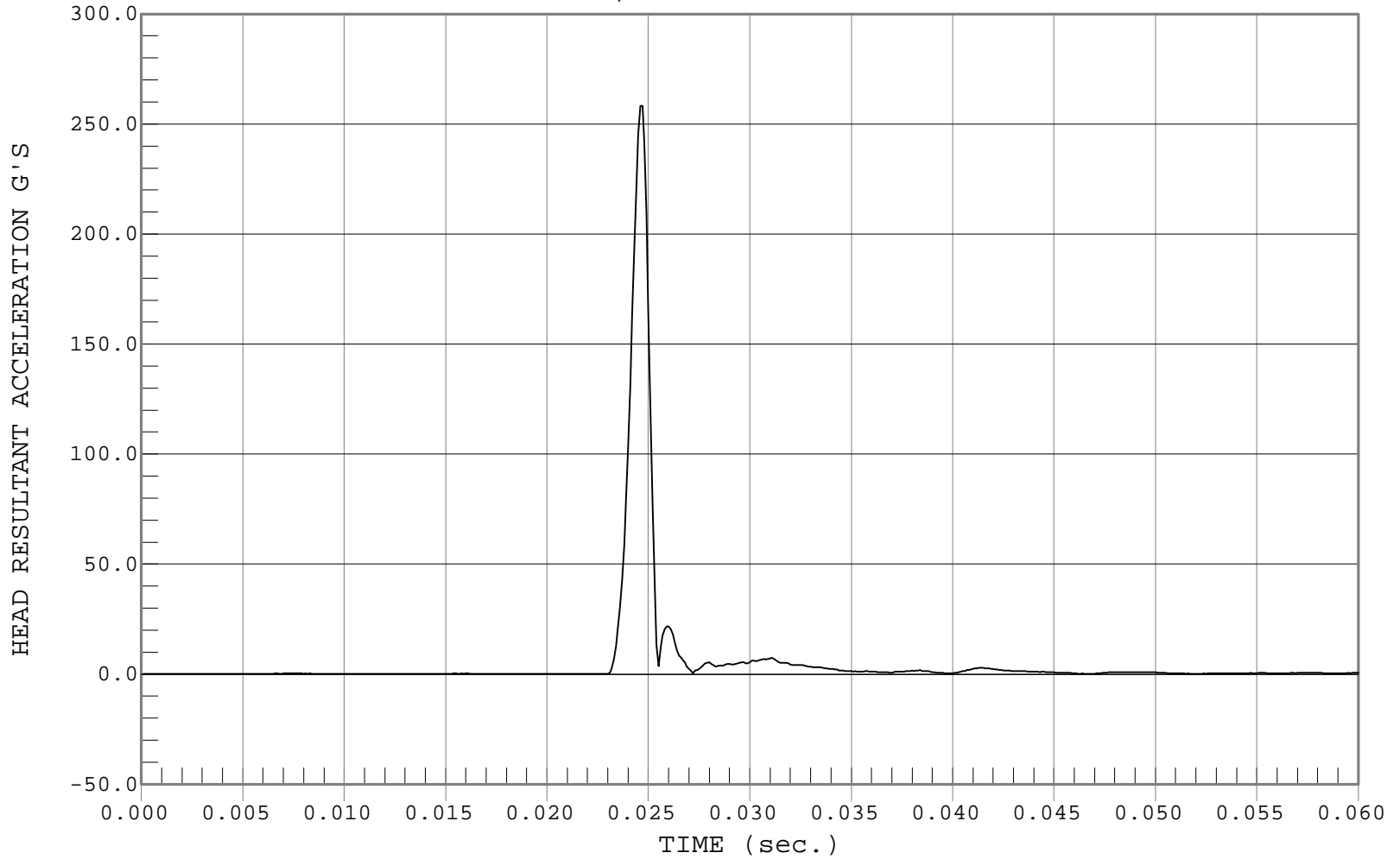
### PEAK RESULTANT ACCELERATION

Test Desc.: Dummy Calibration - Head Drop  
Component: Dummy #270

Test Date: 11-02-00  
Speed: 0.00 FT/SEC, 0.00 M/SEC

— 1 HEAD RESULTANT ACCELERATION, D00371av.a01

Ymin = .07 G'S @ 0.0002 sec., Ymax = 258.28 G'S @ 0.0246 sec.





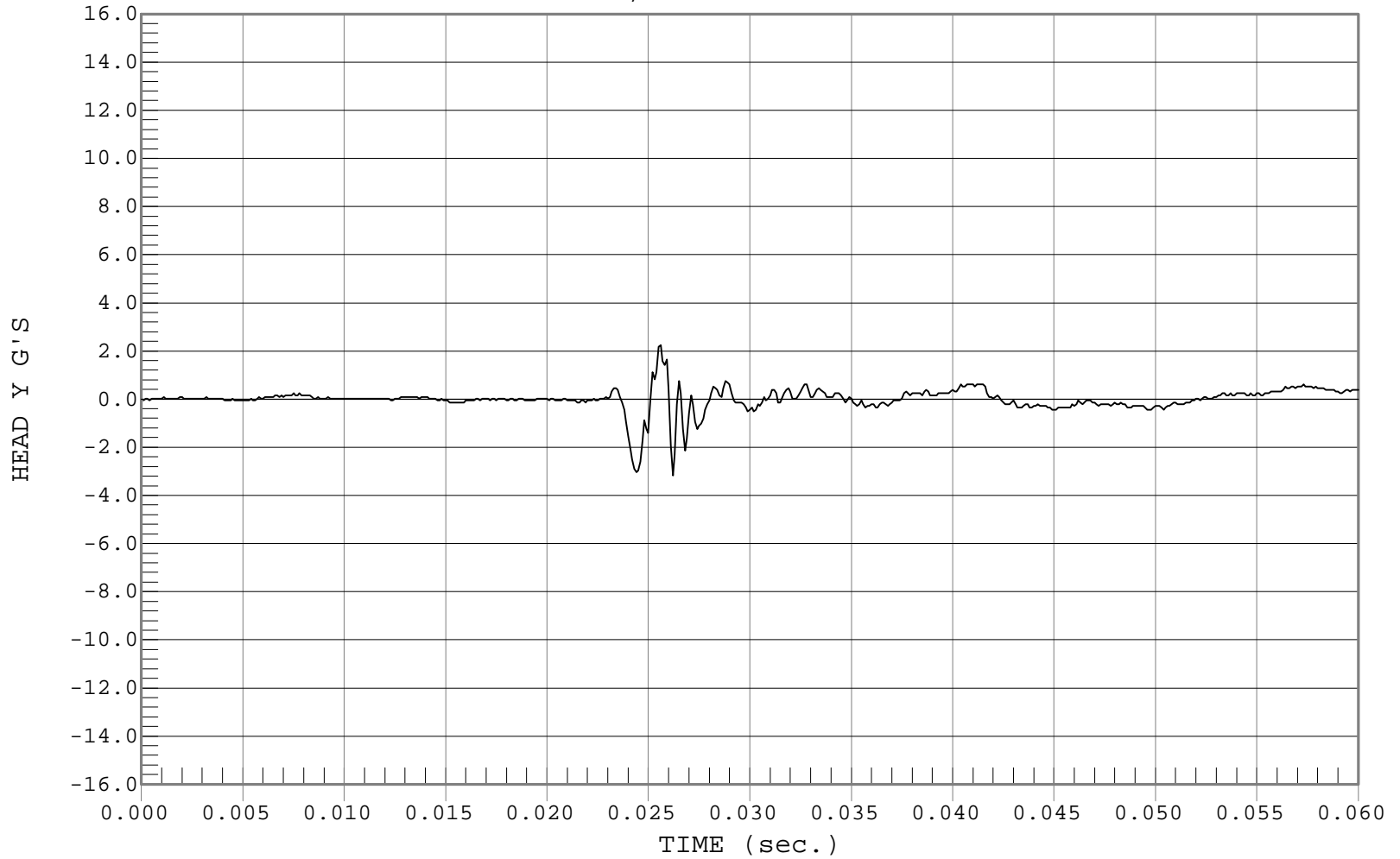
### PEAK LATERAL ACCELARATION

Test Desc.: Dummy Calibration - Head Drop  
Component: Dummy #270

Test Date: 11-02-00  
Speed: 0.00 FT/SEC, 0.00 M/SEC

1 HEAD Y, D00371AR.A02

Ymin = -3.19 G'S @ 0.0262 sec., Ymax = 2.24 G'S @ 0.0256 sec.



MGA RESEARCH CORPORATION  
THORAX IMPACT TEST  
SIDE IMPACT DUMMY (SID)

Date: 11/2/00  
Dummy Serial Number: 270  
Test Number: D001372

TEST PARAMETER	SPECIFICATION	TEST RESULTS
Temperature (°C)	18.9 – 25.5	21.0°
Relative Humidity (%)	10 – 70	50%
Probe Speed (m/s)	4.27 – 4.33	4.33
Upper Rib (g's)	37 – 46	41
Lower Rib (g's)	37 – 46	39
Lower Spine (g's)	15 - 22	21

TEST MEETS SPECIFICATIONS

Technician: \_\_\_\_\_

Approved By: \_\_\_\_\_



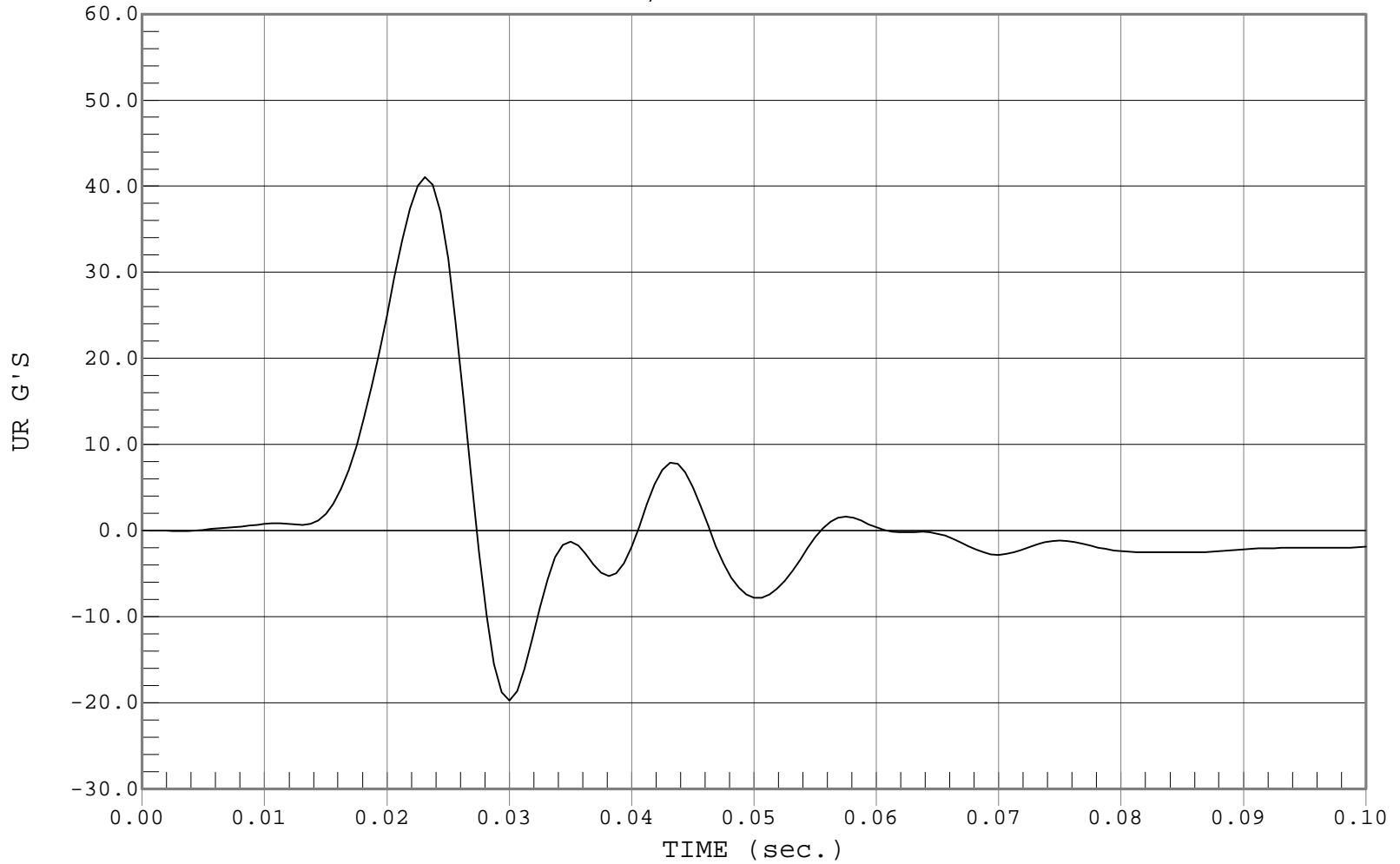
### UPPER RIB ACCELERATION

Test Desc.: Dummy Calibration - Thorax Impact  
Component: Dummy #270

Test Date: 11-02-00  
Speed: 14.19 FT/SEC, 4.33 M/SEC

1 UR, D00372FI.R08

Ymin = -19.74 G'S @ 0.0300 sec., Ymax = 41.06 G'S @ 0.0231 sec.



C-42



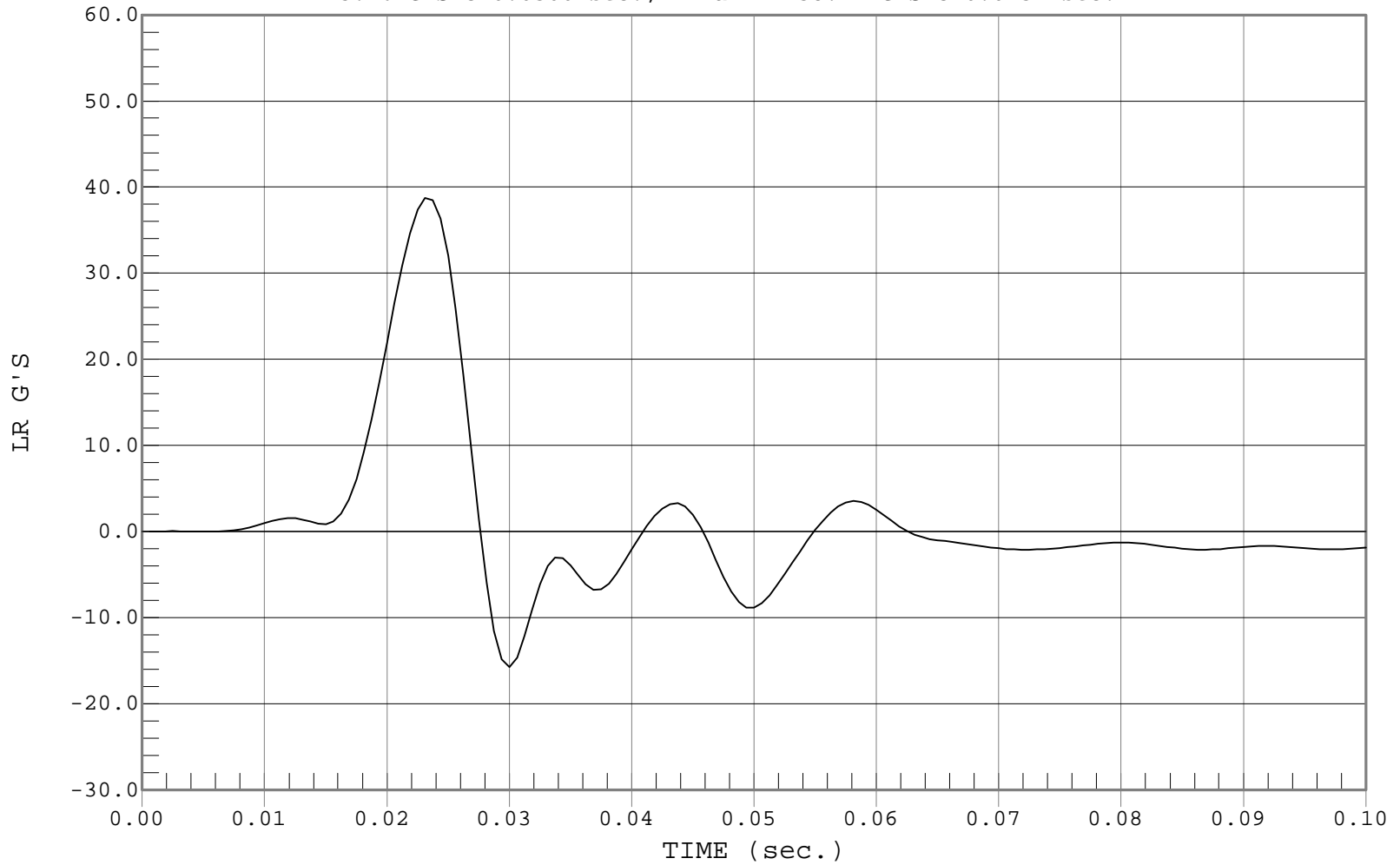
### LOWER RIB ACCELERATION

Test Desc.: Dummy Calibration - Thorax Impact  
Component: Dummy #270

Test Date: 11-02-00  
Speed: 14.19 FT/SEC, 4.33 M/SEC

1 LR, D00372FI.R09

Ymin = -15.76 G'S @ 0.0300 sec., Ymax = 38.77 G'S @ 0.0231 sec.



C-43



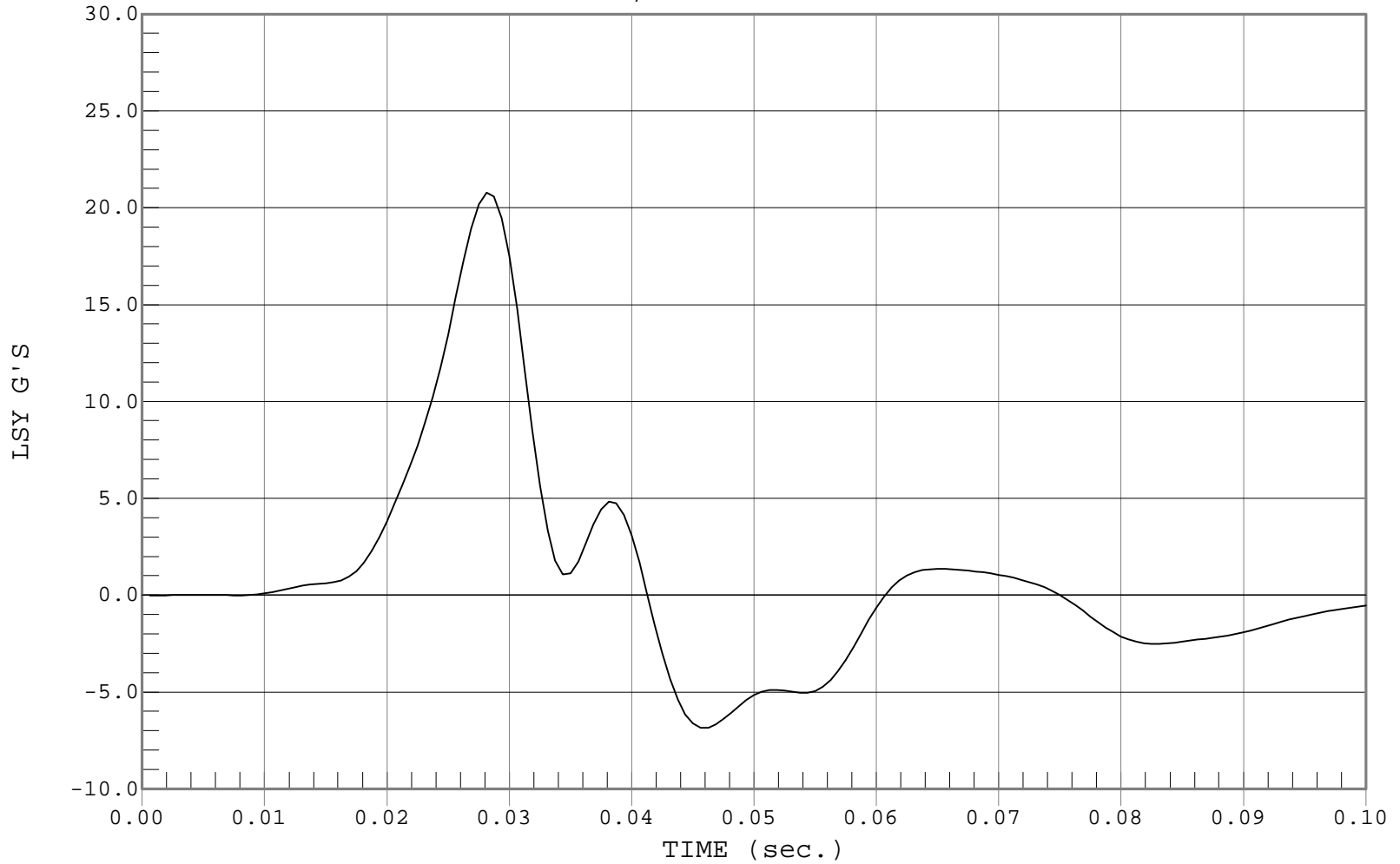
### LOWER SPINE ACCELERATION

Test Desc.: Dummy Calibration - Thorax Impact  
Component: Dummy #270

Test Date: 11-02-00  
Speed: 14.19 FT/SEC, 4.33 M/SEC

1 LSY, D00372FI.R10

Ymin = -6.84 G'S @ 0.0456 sec., Ymax = 20.79 G'S @ 0.0281 sec.



MGA RESEARCH CORPORATION  
PELVIS IMPACT TEST  
SIDE IMPACT DUMMY (SID)

Date: 11/2/00  
Dummy Serial Number: 270  
Test Number: D001373

TEST PARAMETER	SPECIFICATION	TEST RESULTS
Temperature (°C)	18.9 – 25.5	21.0°
Relative Humidity (%)	10 – 70	50%
Probe Speed (m/s)	4.27 – 4.33	4.33
Pelvis Acceleration (g's)	40 – 60	40

TEST MEETS SPECIFICATIONS

Technician: \_\_\_\_\_

Approved By: \_\_\_\_\_



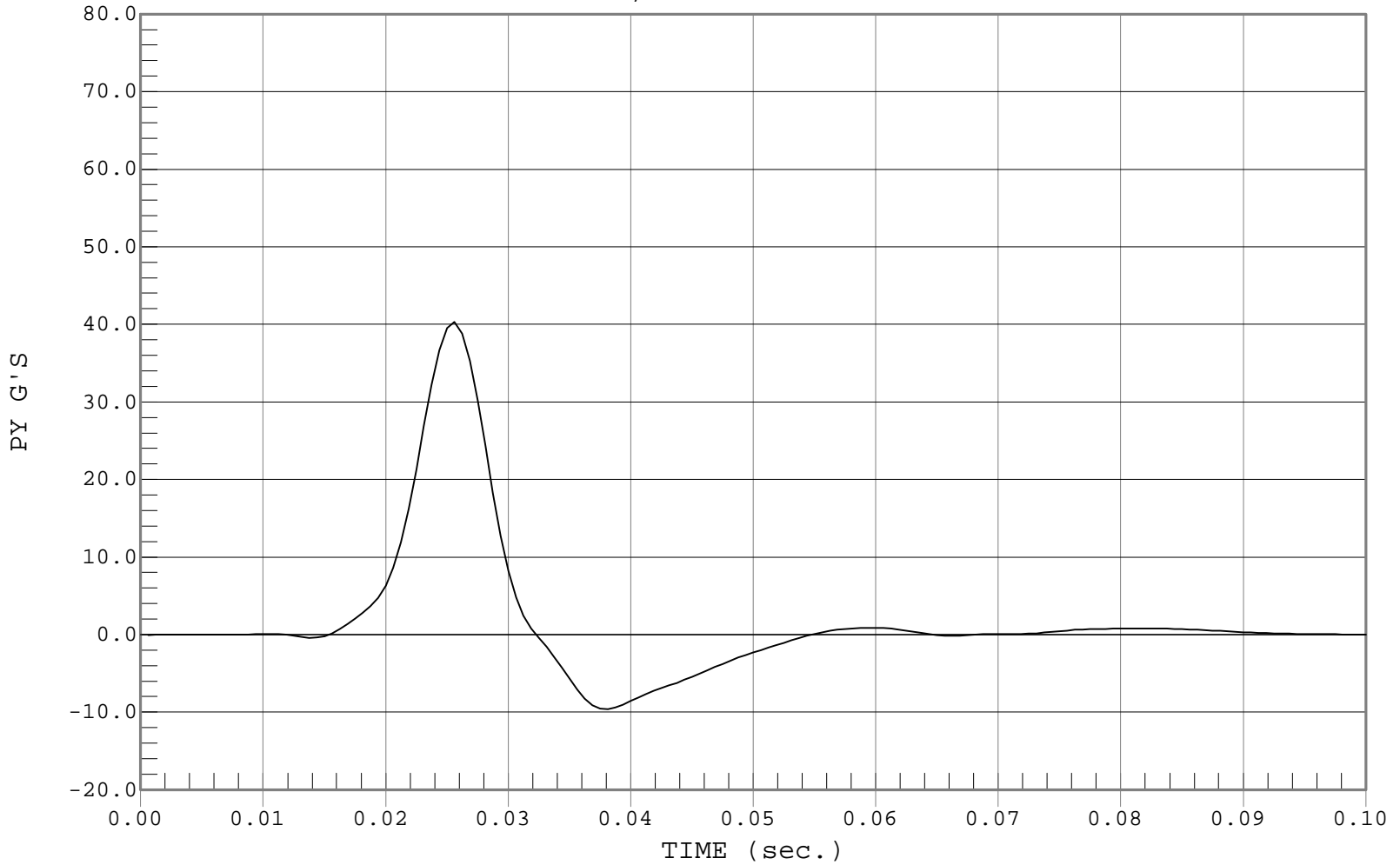
### PELVIS ACCELERATION

Test Desc.: Dummy Calibration - Pelvis Impact  
Component: Dummy #270

Test Date: 11-02-00  
Speed: 14.20 FT/SEC, 4.33 M/SEC

1 PY, D00373FI.R11

Ymin = -9.63 G'S @ 0.0381 sec., Ymax = 40.28 G'S @ 0.0256 sec.



MGA RESEARCH CORPORATION  
ABDOMINAL COMPRESSION TEST (PRELOAD = 10 LBS)  
SIDE IMPACT DUMMY (SID)

Date: 11/2/00  
Dummy Serial Number: 270  
Test Number: D001374

TEST PARAMETER	SPECIFICATION	TEST RESULTS
Temperature (°C)	18.9 – 25.5	21.0°
Relative Humidity (%)	10 – 70	50%
Force @ 12.7 mm	104 – 162	143
Force @ 19 mm	163 – 222	199
Force @ 25.4 mm	222 – 280	255
Force @ 33 mm	325 - 391	355

TEST MEETS SPECIFICATIONS

Technician: \_\_\_\_\_

Approved By: \_\_\_\_\_



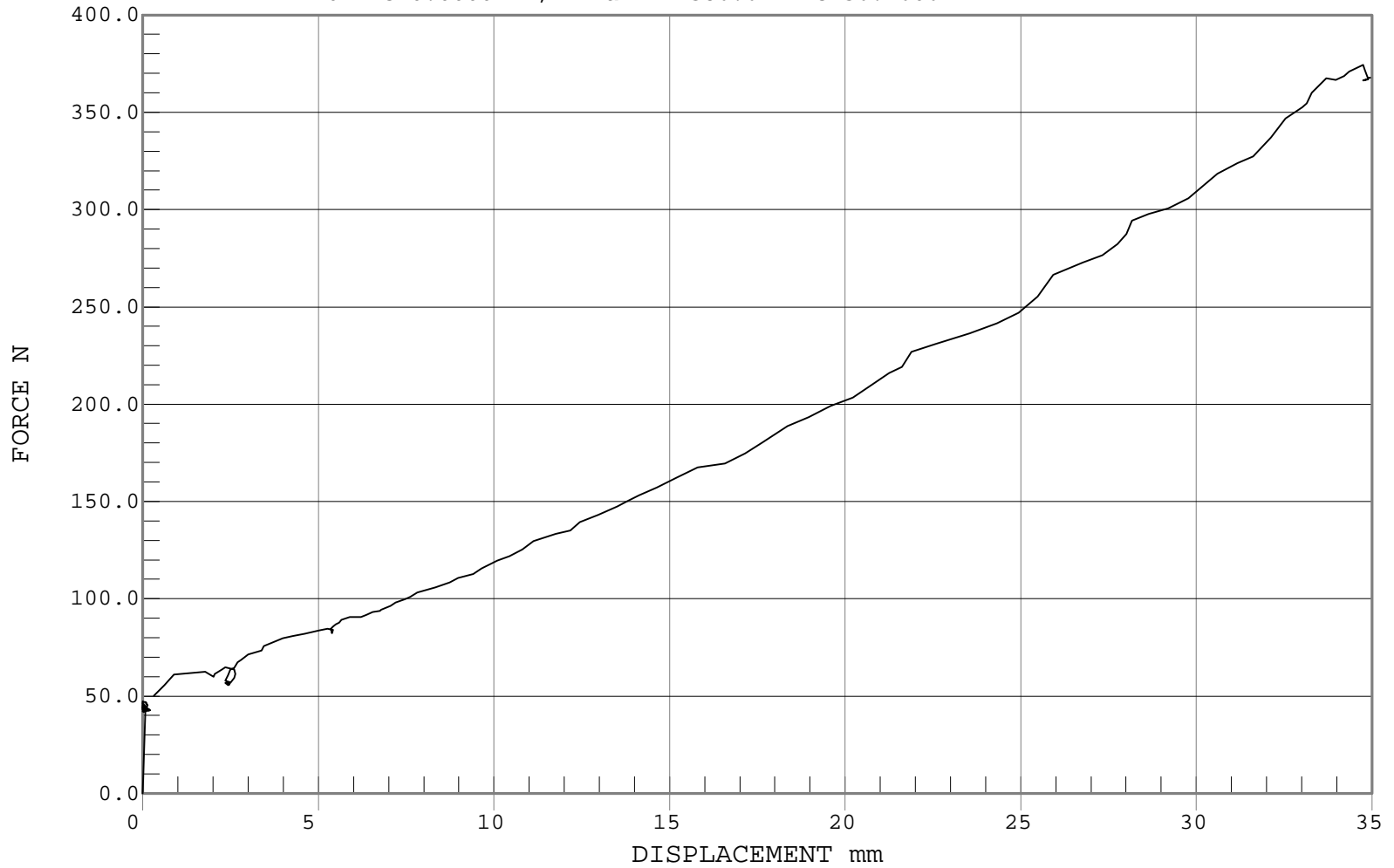
### ABDOMEN COMPRESSION

Test Desc.: DUMMY CALIBRATION - ABDOMEN COMPRESSION  
Component: DUMMY # 270

Test Date: 11-02-00  
Speed: 0.00 FT/SEC, 0.00 M/SEC

1 FORCE, D00374FC.F16

Ymin = 0 N @ 0.0000 mm, Ymax = 386.61 N @ 36.4606 mm



MGA RESEARCH CORPORATION  
LUMBAR FLEXION TEST  
SIDE IMPACT DUMMY (SID)

Date: 11/2/00  
Dummy Serial Number: 270  
Test Number: D001375

TEST PARAMETER	SPECIFICATION	TEST RESULTS
Temperature (°C)	18.9 – 25.5	21.0°
Relative Humidity (%)	10 – 70	50%
Force @ 0°	0 – 26.7	0
Force @ 20°	97.9 – 151.2	127.8
Force @ 30°	151.2 – 204.6	200.0
Force @ 40°	204.6 – 258.0	256.2
Return Angle	12° maximum	4°

TEST MEETS SPECIFICATIONS

Technician: \_\_\_\_\_

Approved By: \_\_\_\_\_



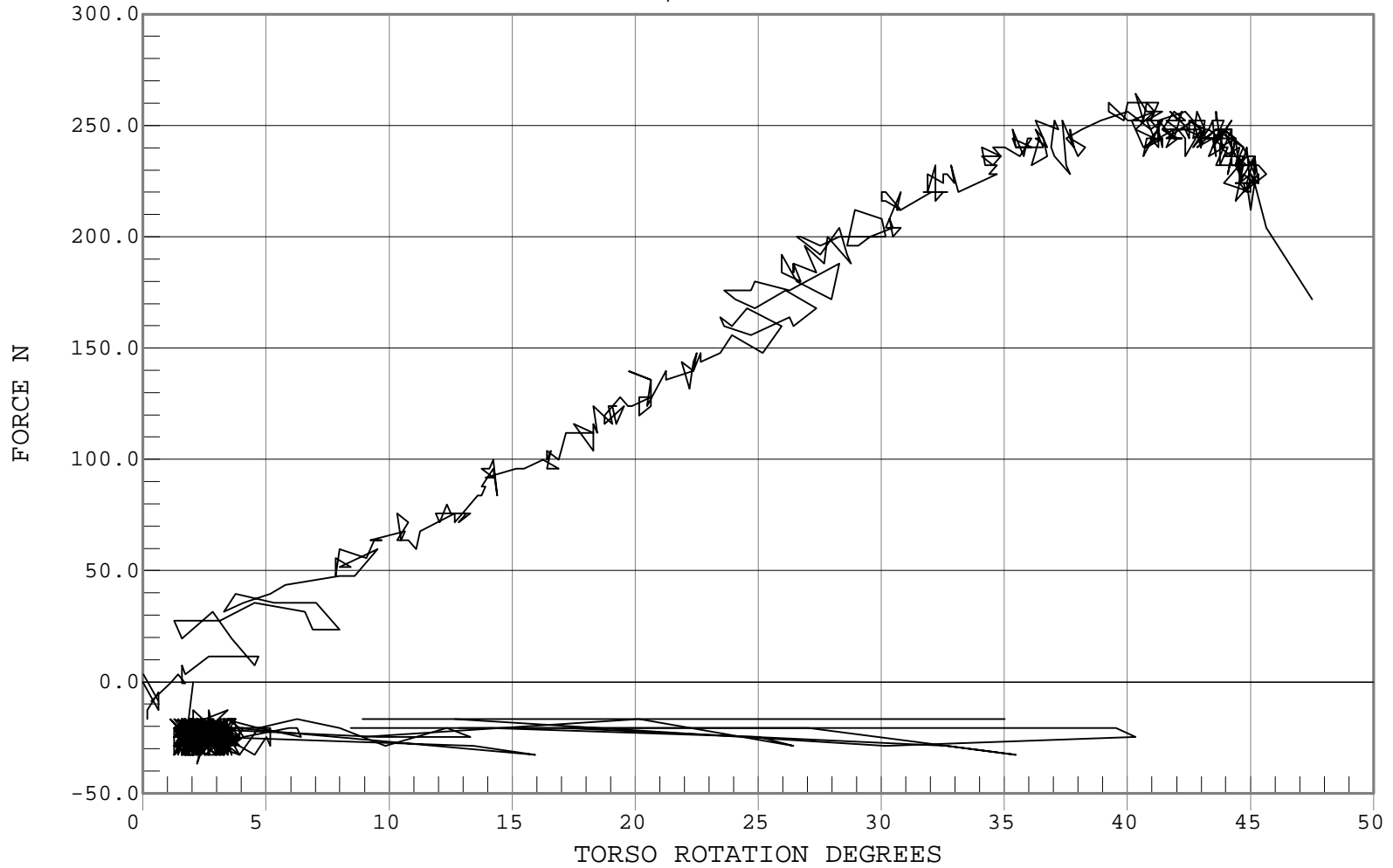
### LUMBAR FLEXION

Test Desc.: DUMMY CALIBRATION - LUMBAR FLEXION  
Component: DUMMY # 270

Test Date: 11-02-00  
Speed: 0.00 FT/SEC, 0.00 M/SEC

1 FORCE, D00375FC.F14

Ymin = -36.63 N @ 2.1966 DEGREES, Ymax = 264.18 N @ 40.3281 DEGREES



C-50

## DUMMY INSPECTION CHECKLIST

Type: Side Impact Dummy

Dummy Serial Number: 270

Inspected By: Tim Michnay

Date: 11/2/00

<u>Part</u>	<u>Items Checked</u>	<u>Comments</u>
Skin	visual inspection	OK
Head	visual, ballast, accelerometer mount	OK
Neck	visual	OK
Spine box	visual, ballast, weldment, accelerometer mount	OK
Rib cage	visual, measure	OK
Sternum	visual	OK
Lumbar spine	visual	OK
Abdomen	visual	OK
Pelvis	visual, palpate, accelerometer mount	OK
Upper legs	visual	OK
Knees	visual	OK
Lower legs	visual, range of motion	OK
Ankles	visual, range of motion	OK
Feet	visual, range of motion	OK
Joints	1 to 2 g range	OK
Other		

Notes (include component/problem/action/reason):

CERTIFICATION DATA

Dummy Serial Number: 269

## Calibration Test Results Summary

Dummy Serial Number: 269

### Post-Test Calibration

External Dimensions:	The dummy passed all external dimension requirements.
Head Drop Test:	The head passed all drop test requirements.
Thorax Impact Test:	The thorax passed all impact test requirements.
Pelvic Impact Test:	The pelvis passed all impact test requirements.
Abdominal Compression Test:	The abdomen passed all compression test requirements.
Lumbar Flexion Test:	The lumbar passed all flexion test requirements.

SIDE IMPACT DUMMY CONFIGURATION AND PERFORMANCE VERIFICATION DATA

Dummy Serial Number: 269  
 Date of Verification: 11/3/00  
 Test Number: D00136

DESCRIPTION	SPECIFICATION	TEST RESULTS
SH-Seated Height (mm)	889 – 909	900
RH-Rib Height (mm)	501 – 521	517
HP-Hip Pivot Height (mm)	99 ref.	99
RD-Rib From Back Line (mm)	229 - 241	232
KV-Knee Pivot From Back Line (mm)	511 – 526	520
SW-Knee Pivot to Floor (mm)	490 – 505	495
HW – Hip Width (mm)	356 – 391	370

Technician: \_\_\_\_\_

Approved By: \_\_\_\_\_

MGA RESEARCH CORPORATION  
HEAD DROP TEST  
SIDE IMPACT DUMMY (SID)

Date: 11/2/00  
Dummy Serial Number: 269  
Test Number: D001361

TEST PARAMETER	SPECIFICATION	TEST RESULTS
Temperature (°C)	18.9 - 25.5	21.0°
Relative Humidity (%)	10 - 70	49%
Peak Resultant Acceleration	210 - 260 g's	257
Peak Lateral Acceleration	< 10 g's	-1
Time Above 100 g.	0.9 - 1.5 msec.	1.2

TEST MEETS SPECIFICATIONS

Technician: \_\_\_\_\_

Approved By: \_\_\_\_\_



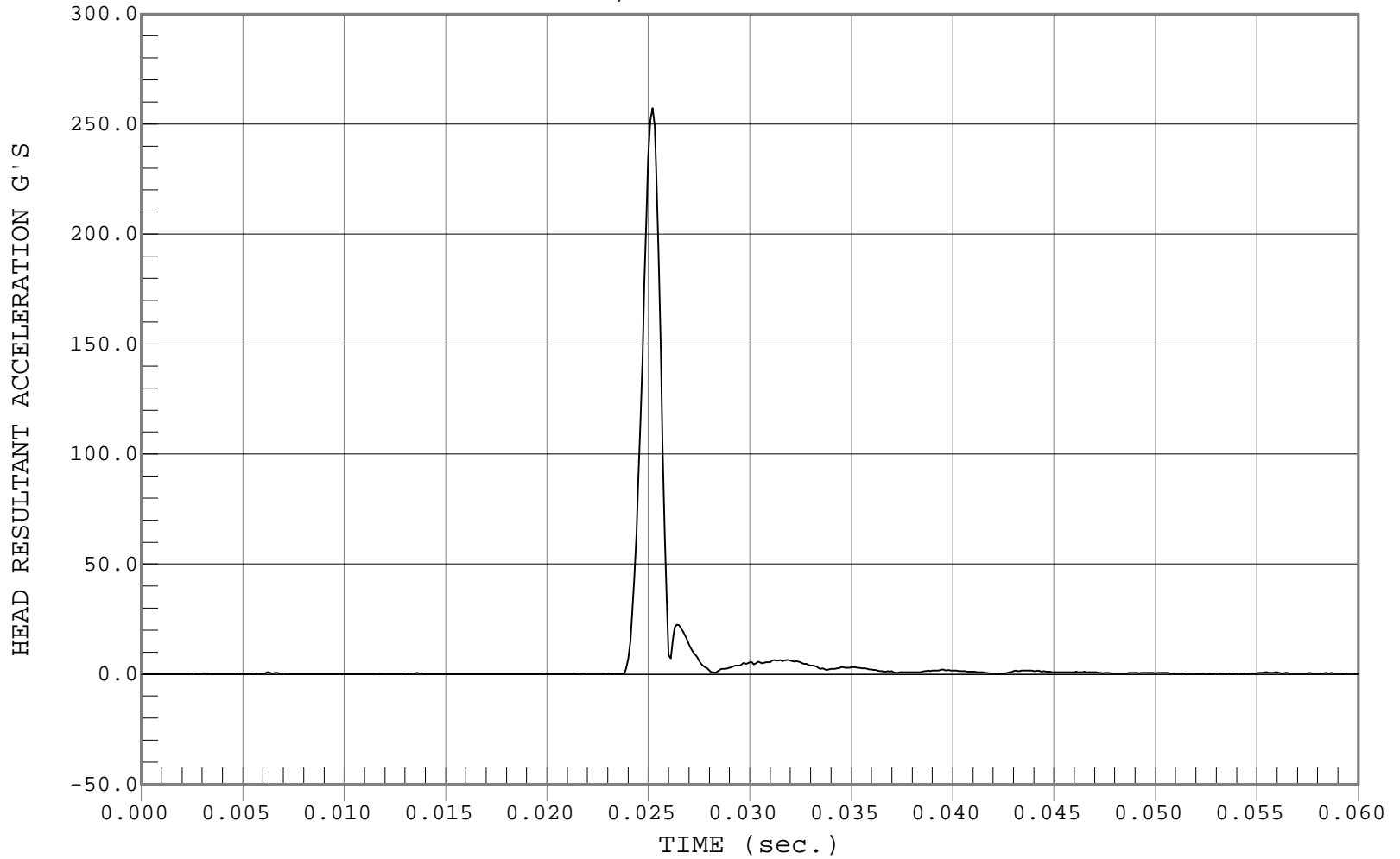
### PEAK RESULTANT ACCELERATION

Test Desc.: Dummy Calibration - Head Drop  
Component: Dummy #269

Test Date: 11-02-00  
Speed: 0.00 FT/SEC, 0.00 M/SEC

— 1 HEAD RESULTANT ACCELERATION, D00361av.a01

Ymin = .09 G'S @ 0.0006 sec., Ymax = 257.34 G'S @ 0.0252 sec.





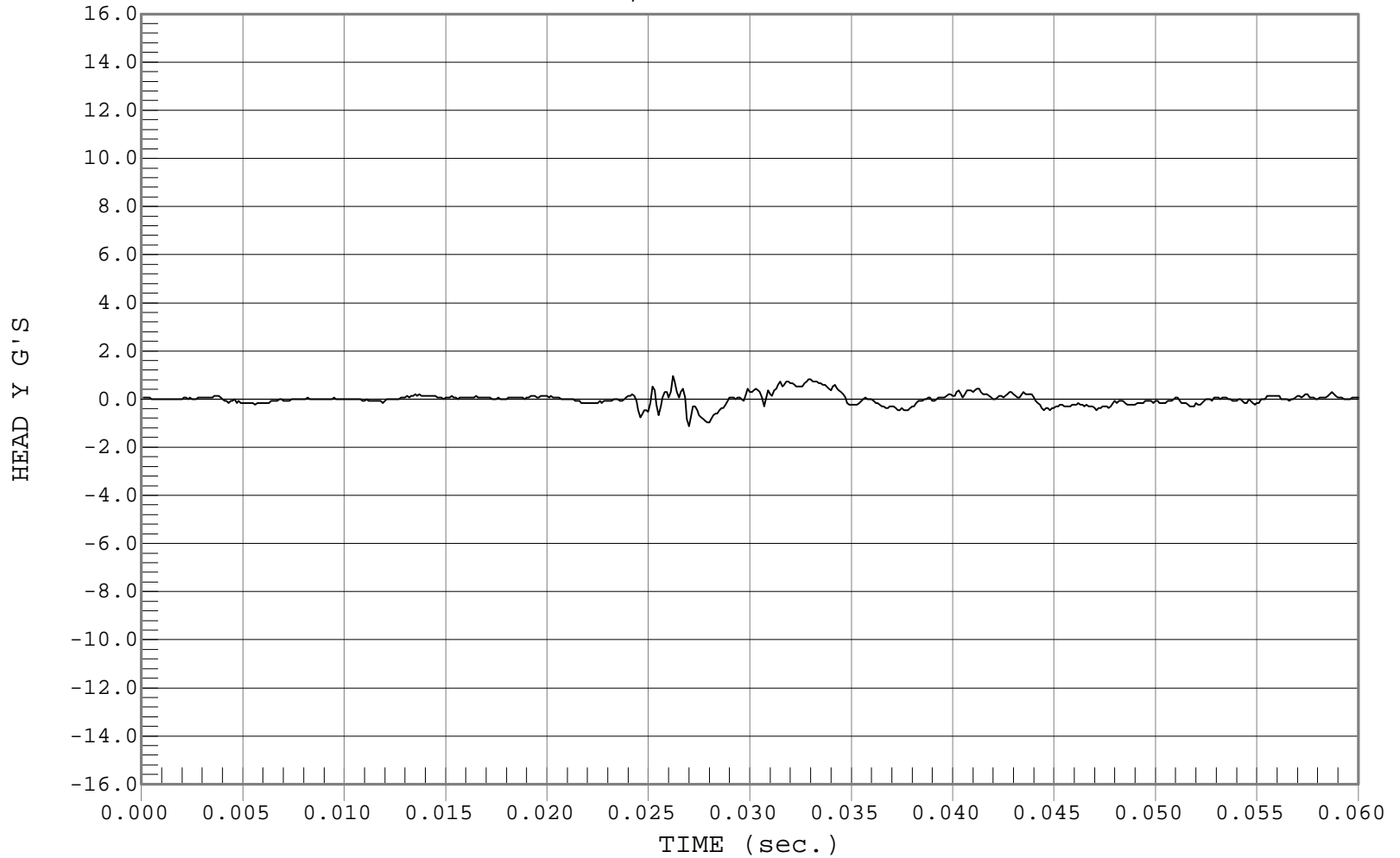
### PEAK LATERAL ACCELARATION

Test Desc.: Dummy Calibration - Head Drop  
Component: Dummy #269

Test Date: 11-02-00  
Speed: 0.00 FT/SEC, 0.00 M/SEC

1 HEAD Y, D00361AR.A02

Ymin = -1.13 G'S @ 0.0270 sec., Ymax = .96 G'S @ 0.0262 sec.



MGA RESEARCH CORPORATION  
THORAX IMPACT TEST  
SIDE IMPACT DUMMY (SID)

Date: 11/3/00  
Dummy Serial Number: 269  
Test Number: D001362

TEST PARAMETER	SPECIFICATION	TEST RESULTS
Temperature (°C)	18.9 – 25.5	21.0°
Relative Humidity (%)	10 – 70	36%
Probe Speed (m/s)	4.27 – 4.33	4.30
Upper Rib (g's)	37 – 46	38
Lower Rib (g's)	37 – 46	38
Lower Spine (g's)	15 - 22	19

TEST MEETS SPECIFICATIONS

Technician: \_\_\_\_\_

Approved By: \_\_\_\_\_



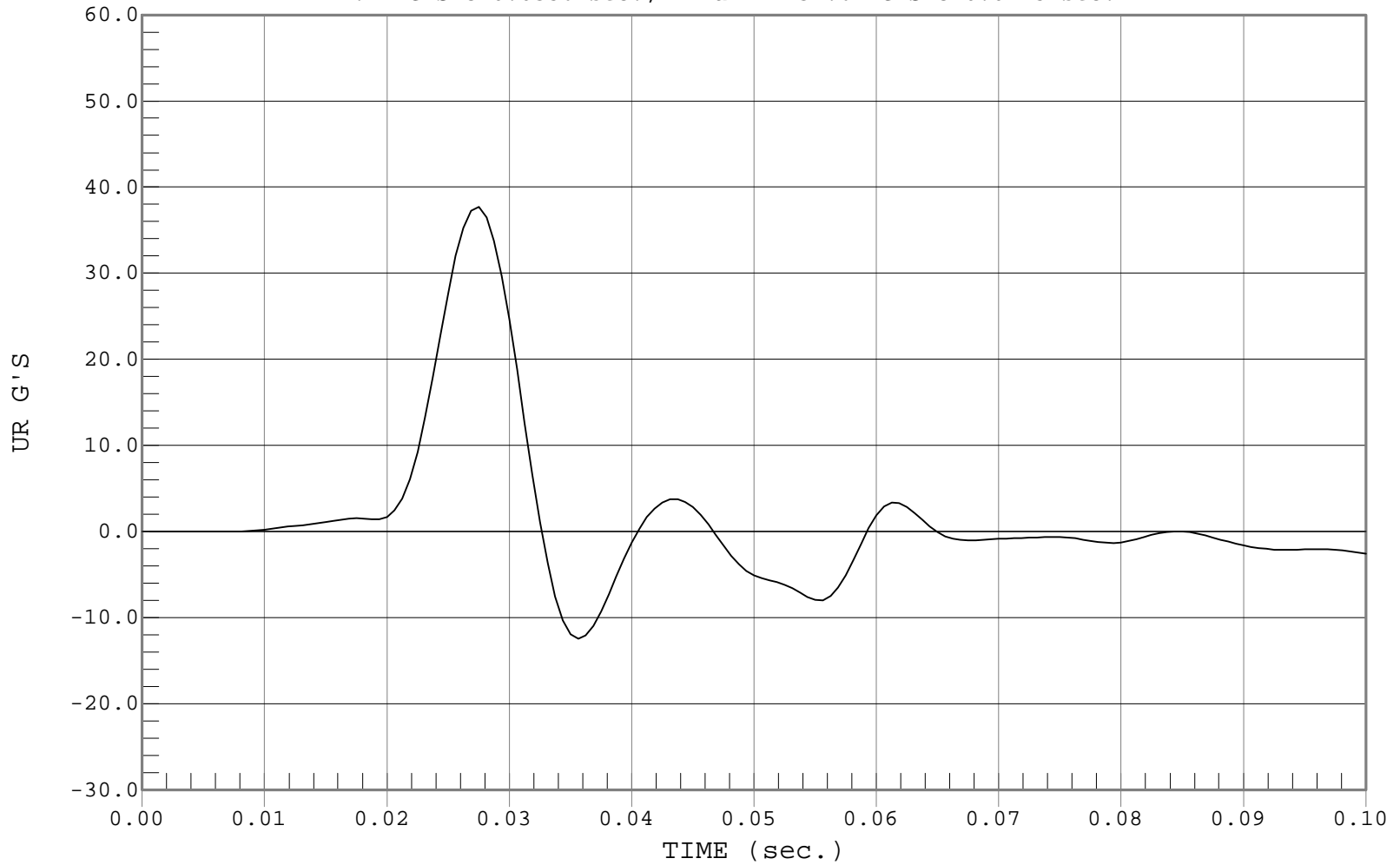
### UPPER RIB ACCELERATION

Test Desc.: Dummy Calibration - Thorax Impact  
Component: Dummy #269

Test Date: 11-03-00  
Speed: 14.12 FT/SEC, 4.30 M/SEC

1 UR, D00362FI.R08

Ymin = -12.47 G'S @ 0.0356 sec., Ymax = 37.67 G'S @ 0.0275 sec.



C-59



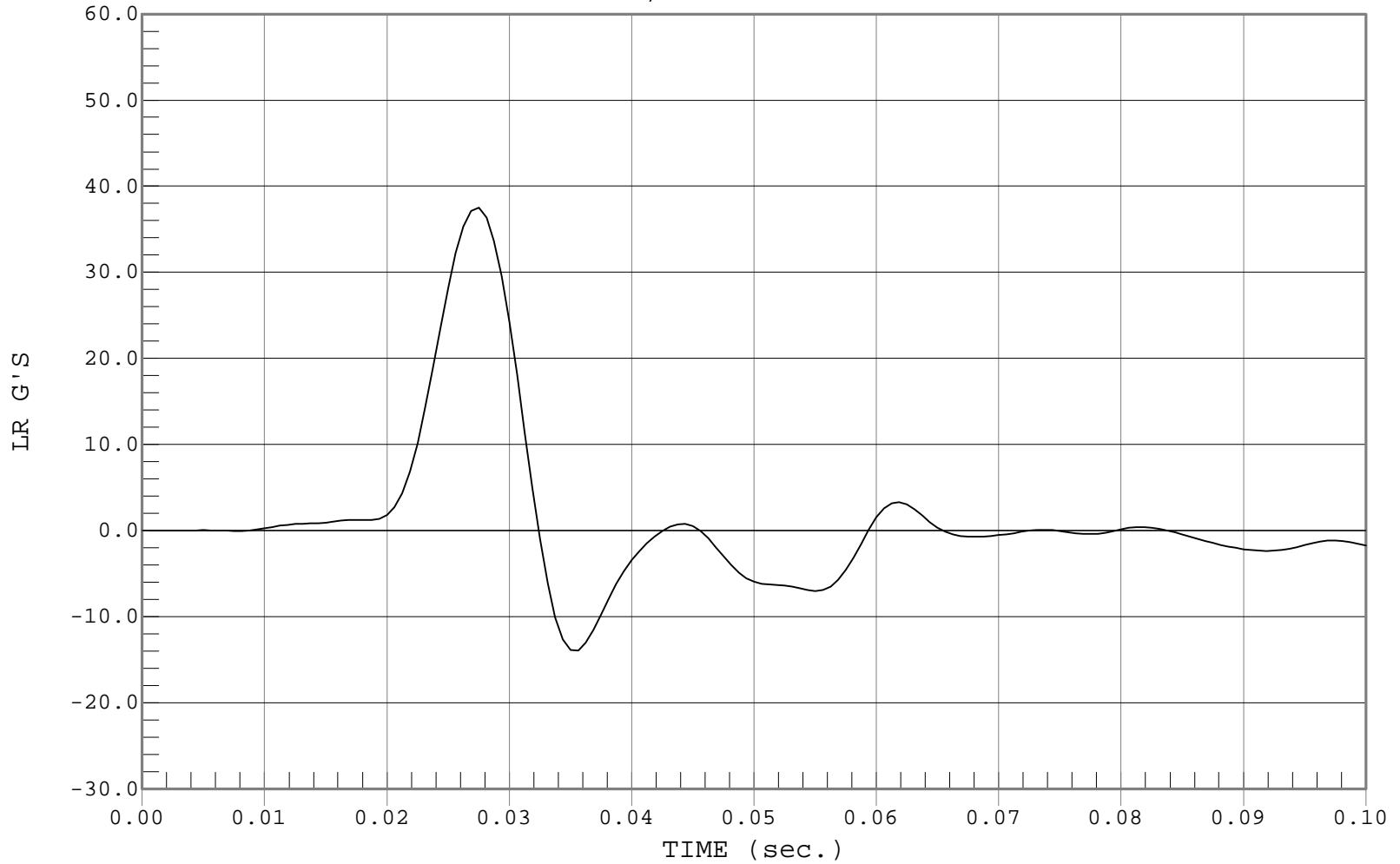
### LOWER RIB ACCELERATION

Test Desc.: Dummy Calibration - Thorax Impact  
Component: Dummy #269

Test Date: 11-03-00  
Speed: 14.12 FT/SEC, 4.30 M/SEC

1 LR, D00362FI.R09

Ymin = -13.92 G'S @ 0.0356 sec., Ymax = 37.53 G'S @ 0.0275 sec.



C-60



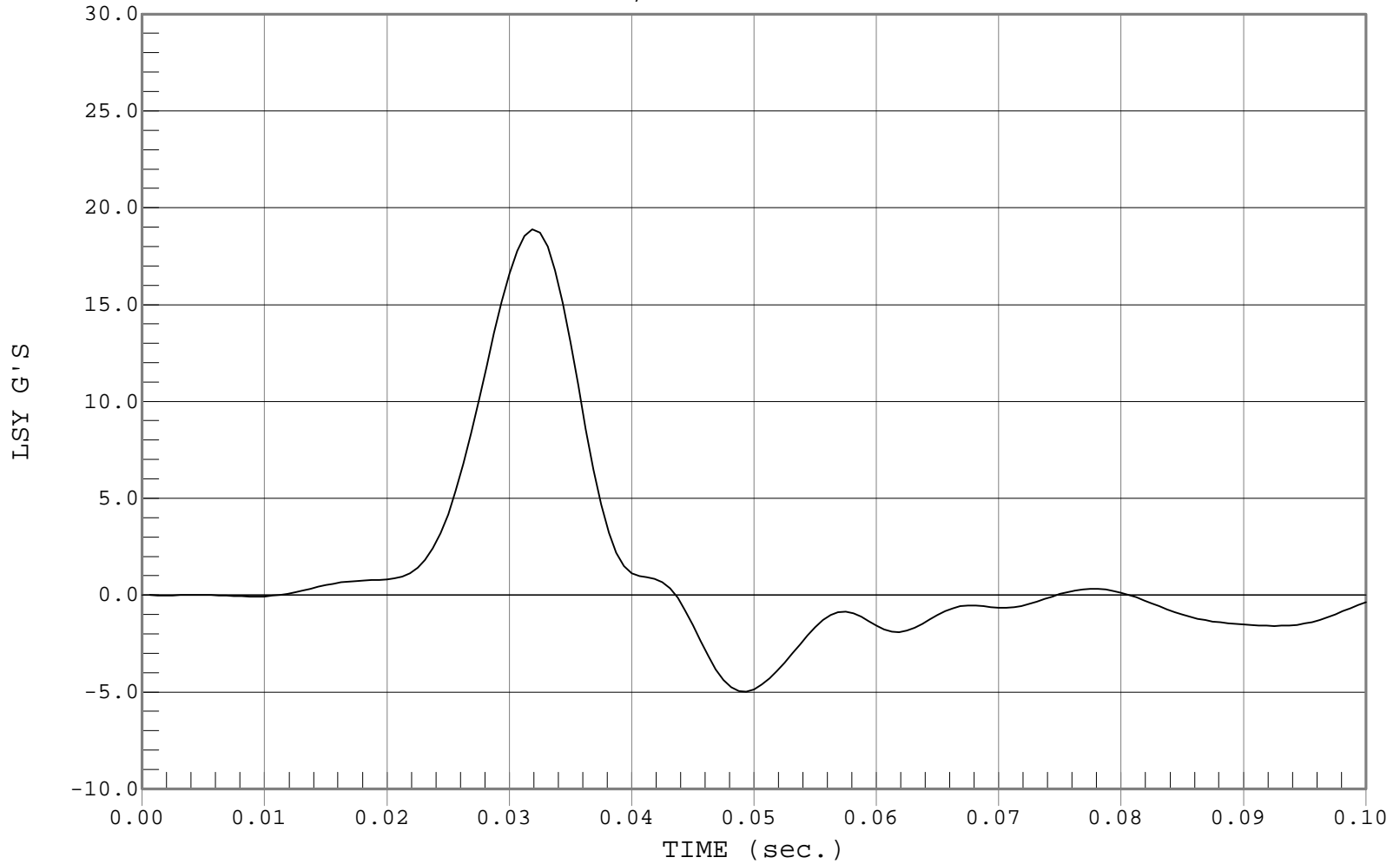
### LOWER SPINE ACCELERATION

Test Desc.: Dummy Calibration - Thorax Impact  
Component: Dummy #269

Test Date: 11-03-00  
Speed: 14.12 FT/SEC, 4.30 M/SEC

1 LSY, D00362FI.R10

Ymin = -4.97 G'S @ 0.0494 sec., Ymax = 18.89 G'S @ 0.0319 sec.



C-61

MGA RESEARCH CORPORATION  
PELVIS IMPACT TEST  
SIDE IMPACT DUMMY (SID)

Date: 11/3/00  
Dummy Serial Number: 269  
Test Number: D001363

TEST PARAMETER	SPECIFICATION	TEST RESULTS
Temperature (°C)	18.9 – 25.5	21.0°
Relative Humidity (%)	10 – 70	36%
Probe Speed (m/s)	4.27 – 4.33	4.28
Pelvis Acceleration (g's)	40 – 60	44

TEST MEETS SPECIFICATIONS

Technician: \_\_\_\_\_

Approved By: \_\_\_\_\_



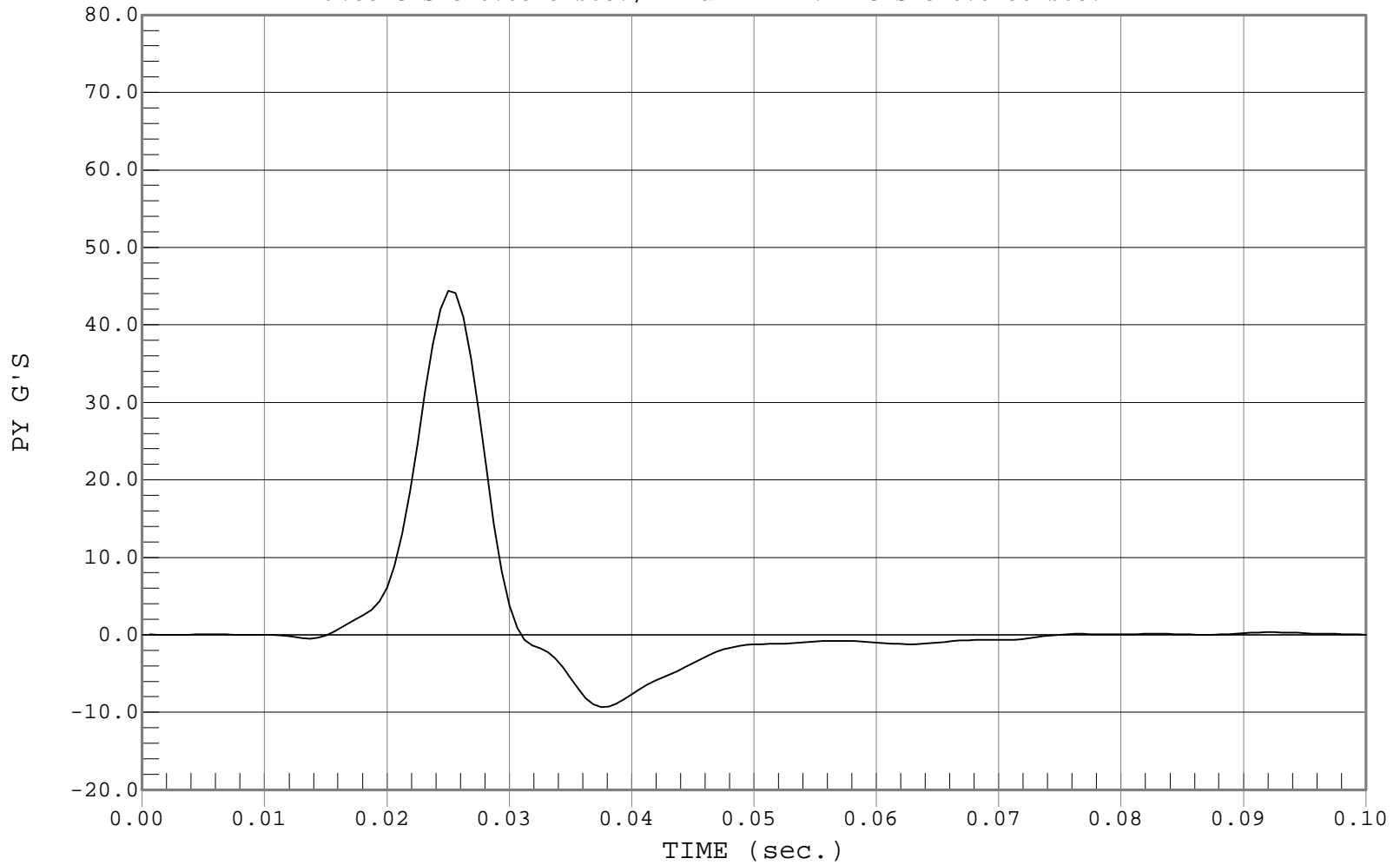
### PELVIS ACCELERATION

Test Desc.: Dummy Calibration - Pelvis Impact  
Component: Dummy #269

Test Date: 11-03-00  
Speed: 14.03 FT/SEC, 4.28 M/SEC

1 PY, D00363FI.R11

Ymin = -9.33 G'S @ 0.0375 sec., Ymax = 44.41 G'S @ 0.0250 sec.



C-63

MGA RESEARCH CORPORATION  
ABDOMINAL COMPRESSION TEST (PRELOAD = 10 LBS)  
SIDE IMPACT DUMMY (SID)

Date: 11/2/00  
Dummy Serial Number: 269  
Test Number: D001364

TEST PARAMETER	SPECIFICATION	TEST RESULTS
Temperature (°C)	18.9 – 25.5	21.0°
Relative Humidity (%)	10 – 70	50%
Force @ 12.7 mm	104 – 162	127
Force @ 19 mm	163 – 222	182
Force @ 25.4 mm	222 – 280	240
Force @ 33 mm	325 - 391	329

TEST MEETS SPECIFICATIONS

Technician: \_\_\_\_\_

Approved By: \_\_\_\_\_



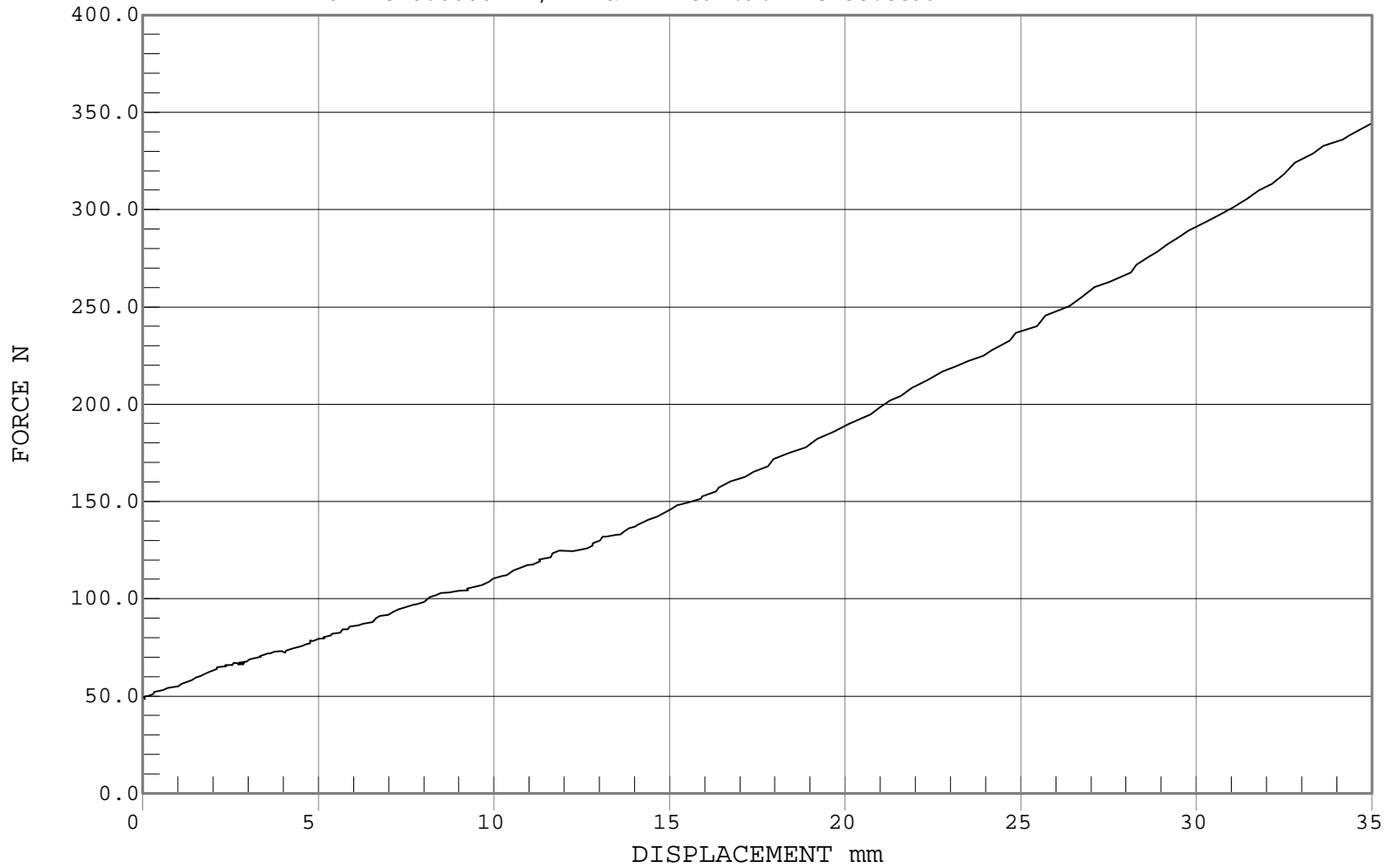
### ABDOMEN COMPRESSION

Test Desc.: DUMMY CALIBRATION - ABDOMEN COMPRESSION  
Component: DUMMY # 269

Test Date: 11-02-00  
Speed: 0.00 FT/SEC, 0.00 M/SEC

1 FORCE, D00364FC.F16

Ymin = 0 N @ 0.0000 mm, Ymax = 392.96 N @ 38.8399 mm



MGA RESEARCH CORPORATION  
LUMBAR FLEXION TEST  
SIDE IMPACT DUMMY (SID)

Date: 11/2/00  
Dummy Serial Number: 269  
Test Number: D001365

TEST PARAMETER	SPECIFICATION	TEST RESULTS
Temperature (°C)	18.9 – 25.5	21.0°
Relative Humidity (%)	10 – 70	50%
Force @ 0°	0 – 26.7	0
Force @ 20°	97.9 – 151.2	128.0
Force @ 30°	151.2 – 204.6	172.1
Force @ 40°	204.6 – 258.0	212.2
Return Angle	12° maximum	3°

TEST MEETS SPECIFICATIONS

Technician: \_\_\_\_\_

Approved By: \_\_\_\_\_



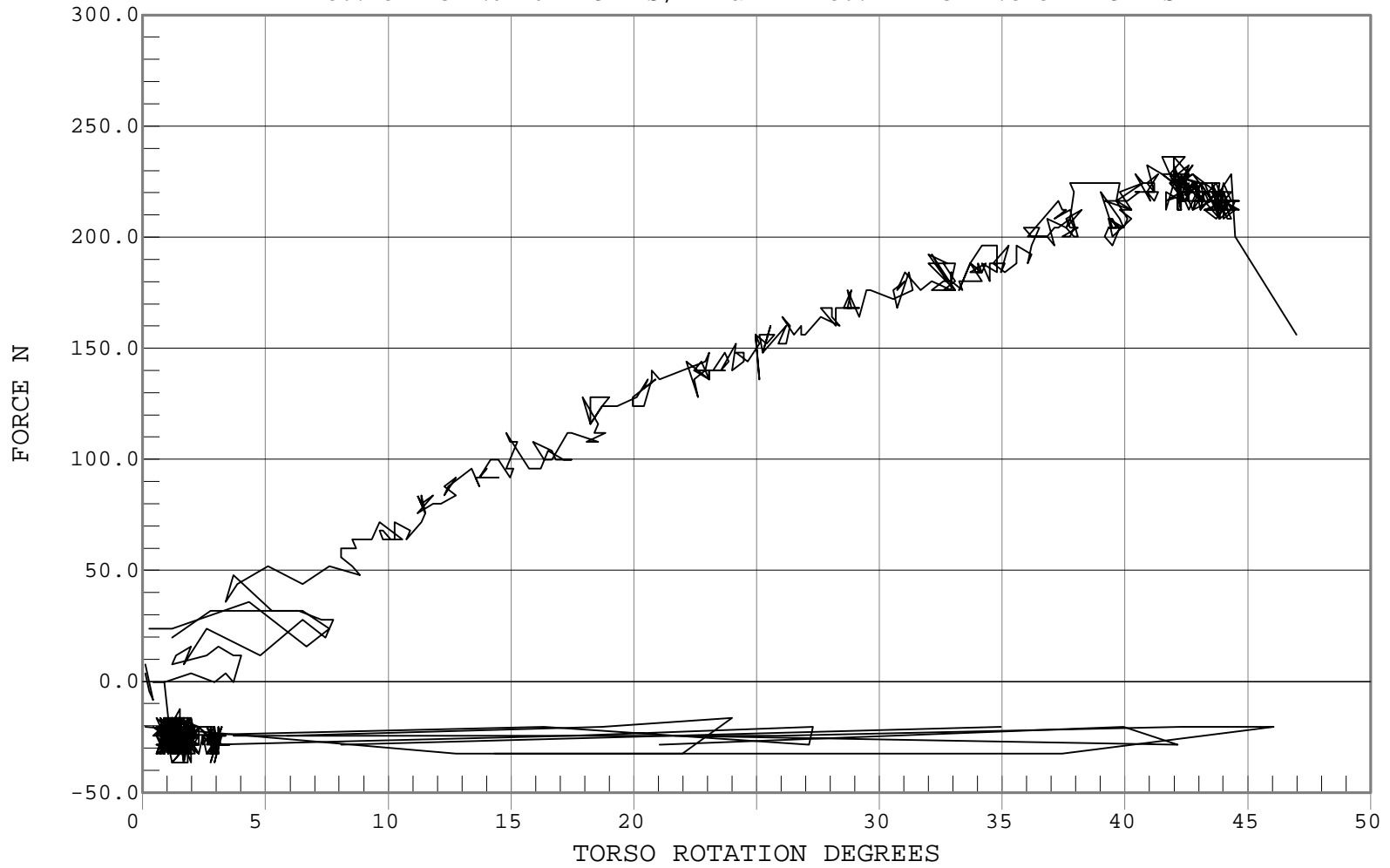
### LUMBAR FLEXION

Test Desc.: DUMMY CALIBRATION - LUMBAR FLEXION  
Component: DUMMY # 269

Test Date: 11-02-00  
Speed: 0.00 FT/SEC, 0.00 M/SEC

1 FORCE, D00365FC.F14

Ymin = -36.45 N @ 2.9149 DEGREES, Ymax = 236.27 N @ 41.5152 DEGREES



## DUMMY INSPECTION CHECKLIST

Type: Side Impact Dummy

Dummy Serial Number: 269

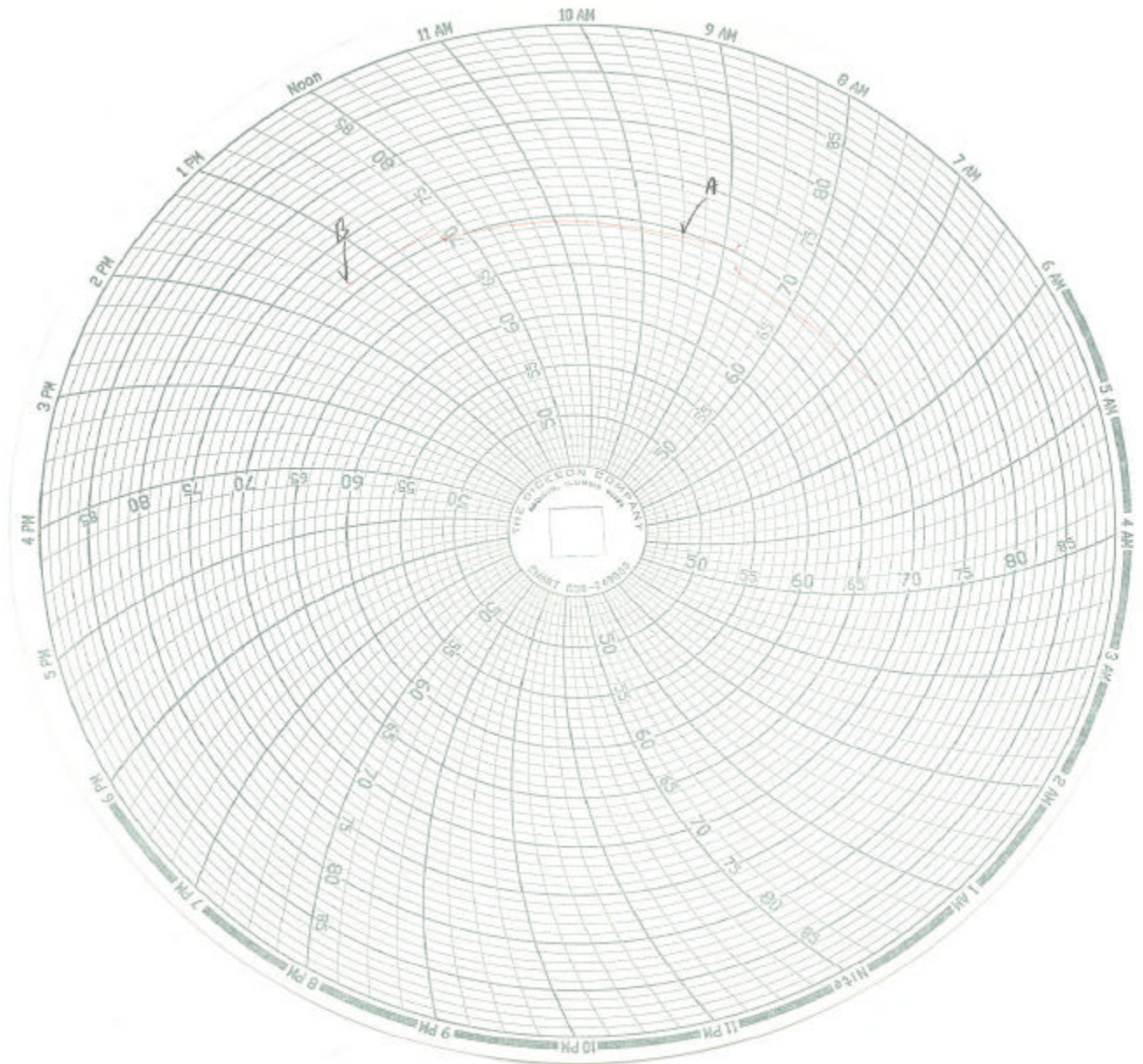
Inspected By: Tim Michnay

Date: 11/3/00

<u>Part</u>	<u>Items Checked</u>	<u>Comments</u>
Skin	visual inspection	OK
Head	visual, ballast, accelerometer mount	OK
Neck	visual	OK
Spine box	visual, ballast, weldment, accelerometer mount	OK
Rib cage	visual, measure	OK
Sternum	visual	OK
Lumbar spine	visual	OK
Abdomen	visual	OK
Pelvis	visual, palpate, accelerometer mount	OK
Upper legs	visual	OK
Knees	visual	OK
Lower legs	visual, range of motion	OK
Ankles	visual, range of motion	OK
Feet	visual, range of motion	OK
Joints	1 to 2 g range	OK
Other		

Notes (include component/problem/action/reason):

# VEHICLE AND DUMMY TEMPERATURE



A = dummies installed in vehicle at 9:30 a.m.

B = test conducted at 1:46 p.m.

APPENDIX D  
TEST EQUIPMENT LIST AND CALIBRATION INFORMATION

DUMMY AND VEHICLE CALIBRATION DATA  
 INSTRUMENTS FOR DRIVER DUMMY NO. 270

	DRIVER		
	SERIAL NO.	MANUFACTURER	CALIBRATION DATE
Upper Rib Y	J10195	Endevco	10/3/00
Lower Rib Y	AJ816	Endevco	9/19/00
Lower Spine Y	J12450	Endevco	10/3/00
Pelvis Y	AMG32	Endevco	10/2/00
Upper Rib Redundant Y	J13942	Endevco	10/3/00
Lower Rib Redundant Y	AM749	Endevco	9/19/00
Lower Spine Redundant Y	J12461	Endevco	10/3/00
Pelvis Redundant Y	AKAH3	Endevco	10/2/00
Head Center of Gravity X	AMR94	Endevco	6/1/00
Head Center of Gravity Y	AMTB1	Endevco	6/1/00
Head Center of Gravity Z	AC9B7	Endevco	6/1/00

DUMMY AND VEHICLE CALIBRATION DATA  
INSTRUMENTS FOR PASSENGER DUMMY NO. 269

	LEFT REAR PASSENGER		
	SERIAL NO.	MANUFACTURER	CALIBRATION DATE
Upper Rib Y	AJ9C2	Endevco	9/19/00
Lower Rib Y	AP170	Endevco	8/29/00
Lower Spine Y	ANAP1	Endevco	8/29/00
Pelvis Y	AJ417	Endevco	8/29/00
Upper Rib Redundant Y	AHTT2	Endevco	9/19/00
Lower Rib Redundant Y	AP2G9	Endevco	8/29/00
Lower Spine Redundant Y	ANAT6	Endevco	8/29/00
Pelvis Redundant Y	AGP20	Endevco	8/29/00
Head Center of Gravity X	AJ436	Endevco	8/31/00
Head Center of Gravity Y	AGT81	Endevco	8/31/00
Head Center of Gravity Z	AMWC8	Endevco	8/31/00

VEHICLE INSTRUMENT CALIBRATION

	VEHICLE ACCELEROMETERS		
	SERIAL NO.	MANUFACTURER	CALIBRATION DATE
Moving Barrier CG X	E10-F10	Entran	9/12/00
Moving Barrier CG Y	D05-R08	Entran	9/12/00
Moving Barrier CG Z	K16-X06	Entran	9/12/00
Moving Barrier Rear Axle X	K19-A15	Entran	7/11/00
Moving Barrier Rear Axle Y	G13-F10	Entran	8/14/00
Left Mid A-Post Y	E10-F20	Entran	10/4/00
Left Lower A-Post Y	G13-F04	Entran	8/14/00
Left Mid B-Post Y	I25-J02	Entran	9/14/00
Left Lower B-Post Y	G13-B14	Entran	9/14/00
Rear Floorpan Above Axle X	F10-D04	Entran	10/2/00
Rear Floorpan Above Axle Y	C25-A22	Entran	9/14/00
Rear Floorpan Above Axle Z	L15-G21	Entran	9/14/00
Driver Seat Track Y	F18-G02	Entran	9/14/00
Right Side Sill at Front Seat X	J04-F10	Entran	8/10/00
Right Side Sill at Front Seat Y	I25-J06	Entran	8/10/00
Right Side Sill at Front Seat Z	D05-R21	Entran	10/4/00
Right Side Sill at Rear Seat X	J10-E18	Entran	9/14/00
Right Side Sill at Rear Seat Y	J06-D19	Entran	9/14/00
Right Side Sill at Rear Seat Z	F20-G10	Entran	9/14/00

VEHICLE INSTRUMENT CALIBRATION

	VEHICLE ACCELEROMETERS		
	SERIAL NO	MANUFACTURER	CALIBRATION DATE
Left Side Sill at Front Seat Y	J04-F12	Entran	8/18/00
Left Side Sill at Rear Seat Y	E10-F18	Entran	7/11/00
Right Rear Occupant Compartment Y	D05-R16	Entran	8/10/00
Vehicle CG X	J07-X16	Entran	9/12/00
Vehicle CG Y	G01-J11	Entran	9/12/00
Vehicle CG Z	I25-J12	Entran	9/12/00
Left Front Door on Centerline	G13-F09	Entran	8/14/00
Midrear of Left Front Door	E23-R11	Entran	9/12/00
Left Front Door Upper Centerline	G13-F01	Entran	8/14/00
Midrear of Left Rear Door	C25-A06	Entran	10/4/00
Left Rear Door Upper Centerline	A09-G02	Entran	9/12/00

Note: All Endevco accelerometers are Model No. 7264-2000  
 All Entran accelerometers are Model No. EGE-72