



Figure A-1: Left Front, as Received



Figure A-2: Right Rear, as Received

MFD. BY FORD MOTOR CO. IN U.S.A.

DATE: 12/99

GVWR: 6980LB/ 3166KG

FRONT GAWR: 3500LB

REAR GAWR: 3900LB

1587KG

WITH

1769KG

P255/70R16SL

TIRES

P255/70R16SL

16X7.0J

RIMS

16X7.0J

AT 207 kPa/30

PSI COLD

AT 241 kPa/35

WITH

TIRES

RIMS

PSI COLD

THIS VEHICLE CONFORMS TO ALL APPLICABLE FEDERAL MOTOR
VEHICLE SAFETY STANDARDS IN EFFECT ON THE DATE OF
MANUFACTURE SHOWN ABOVE.

VIN: 1FMRU1665YLA82245

F0274

T0730

TYPE: MPV



EXT PNT:

YN

RC: 71

DSO:

WB BRK

INT TR

TP/PS

R AXLE

TR

SPR

0B316

119 4

FT

8 H9

U

15

C05

UTC

▽ F85B-1520472-AB

Figure A-3: Vehicle Certification Label

MFD. BY FORD MOTOR CO. IN U.S.A.

DATE: 12/99

GVWR: 6980LB/ 3166KG

FRONT GAWR: 3500LB

REAR GAWR: 3900LB

1587KG

WITH

1769KG

P255/70R16SL

TIRES

P255/70R16SL

16X7.0J

RIMS

16X7.0J

AT 207 kPa/30

PSI COLD

AT 241 kPa/35

WITH

TIRES

RIMS

PSI COLD

THIS VEHICLE CONFORMS TO ALL APPLICABLE FEDERAL MOTOR VEHICLE SAFETY STANDARDS IN EFFECT ON THE DATE OF MANUFACTURE SHOWN ABOVE.

VIN: 1FMRU1665YLA82245

F0274

T0730

TYPE: MPV



EXT PNT:

YN

RC: 71

DSO:

WB BRK

INT TR

TP/PS

R AXLE

TR

SPR

0B316

119 4

FT

8 H9

U

15

C05

UTC

▽ F85B-1520472-AB

Figure A-4: Vehicle Tire Placard



Figure A-5: Front View, Pre-Test



Figure A-6: Front View, Post-Test



Figure A-7: Left Side View, Pre-Test



Figure A-8: Left Side View, Post-Test



Figure A-9: Right Side View, Pre-Test



Figure A-10: Right Side View, Post-Test



Figure A-11: Left Front View, Pre-Test



Figure A-12: Left Front View, Post-Test



Figure A-13: Right Rear View, Pre-Test



Figure A-14: Right Rear View, Post-Test




Figure A-15: Windshield, Pre-Test



Figure A-16: Windshield, Post-Test



Figure A-17: Engine Compartment, Pre-Test




Figure A-18: Engine Compartment, Post-Test



Figure A-19: Fuel Cap, Pre-Test



Figure A-20: Fuel Cap, Post-Test




Figure A-21: Front Underside, Pre-Test




Figure A-22: Front Underside, Post-Test




Figure A-23: Rear Underside, Pre-Test




Figure A-24: Rear Underside, Post-Test




Figure A-25: Overhead Overall, Pre-Test



Figure A-26: Overhead Overall, Post-Test



Figure A-27: Overhead Overall Close-Up, Pre-Test



Figure A-28: Overhead Overall Close-Up, Post-Test



Figure A-29: Driver Dummy Through Window, Pre-Test



Figure A-30: Driver Dummy Through Window, Post-Test



Figure A-31: Driver Dummy Door Open, Pre-Test



Figure A-32: Driver Dummy Door Open, Post-Test



Figure A-33: Driver Dummy 90° To Vehicle, Pre-Test



Figure A-34: Driver Dummy 90° To Vehicle, Post-Test



Figure A-35: Driver Dummy Lower Legs, Pre-Test



Figure A-36: Driver Dummy Lower Legs, Post-Test



Figure A-37: Driver Side Floor Pan, Pre-Test



Figure A-38: Driver Side Floor Pan, Post-Test



Figure A-39: Driver Side Knee Bolster, Pre-Test



Figure A-40: Driver Side Knee Bolster, Post-Test



Figure A-41: Driver Dummy Head, Post-Test



Figure A-42: Driver Dummy Head Contact, Post-Test



Figure A-43: Passenger Dummy Through Window, Pre-Test



Figure A-44: Passenger Dummy Through Window, Post-Test



Figure A-45: Passenger Dummy Door Open, Pre-Test



Figure A-46: Passenger Dummy Door Open, Post-Test

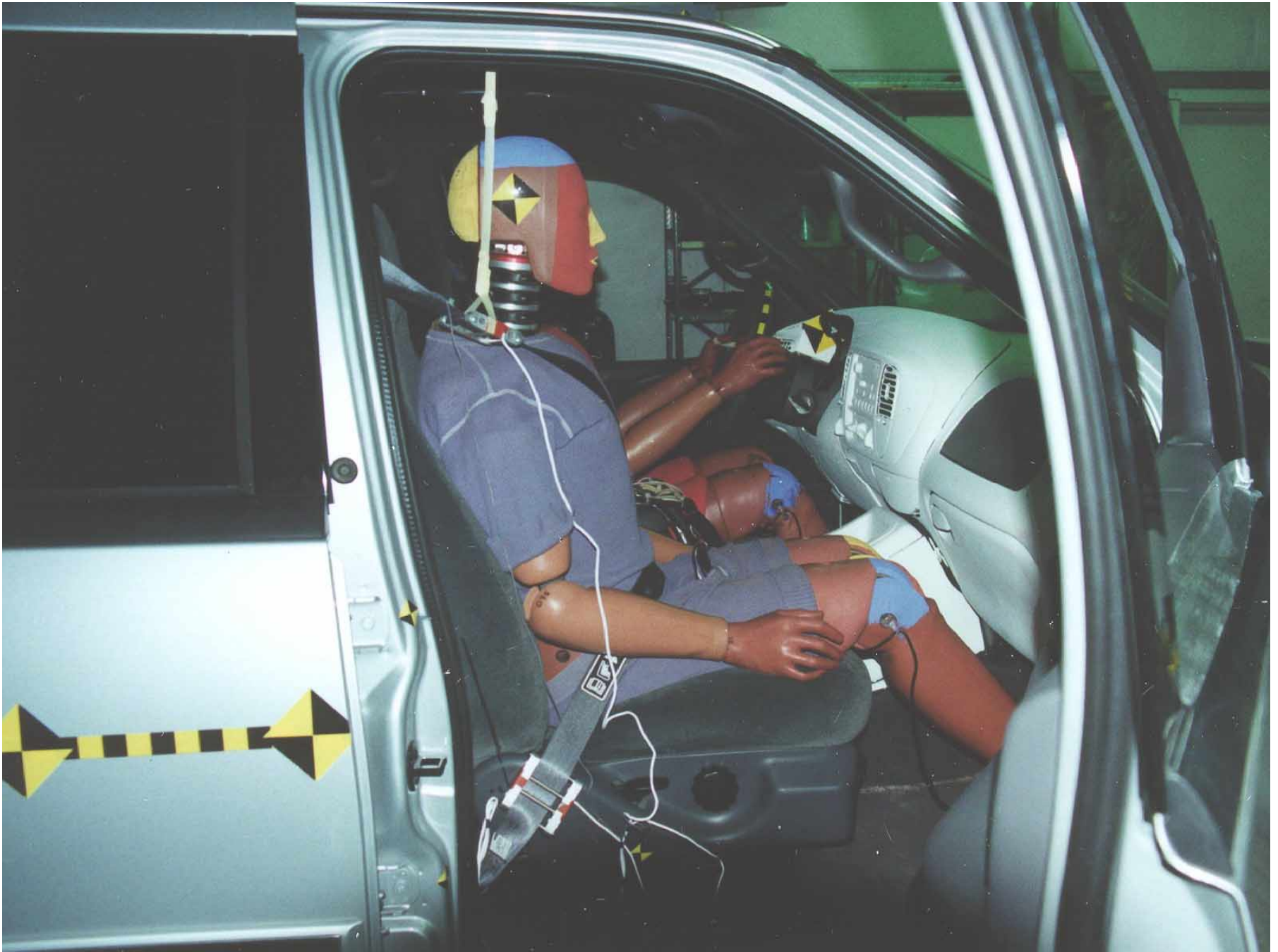


Figure A-47: Passenger Dummy 90° To Vehicle, Pre-Test



Figure A-48: Passenger Dummy 90° To Vehicle, Post-Test

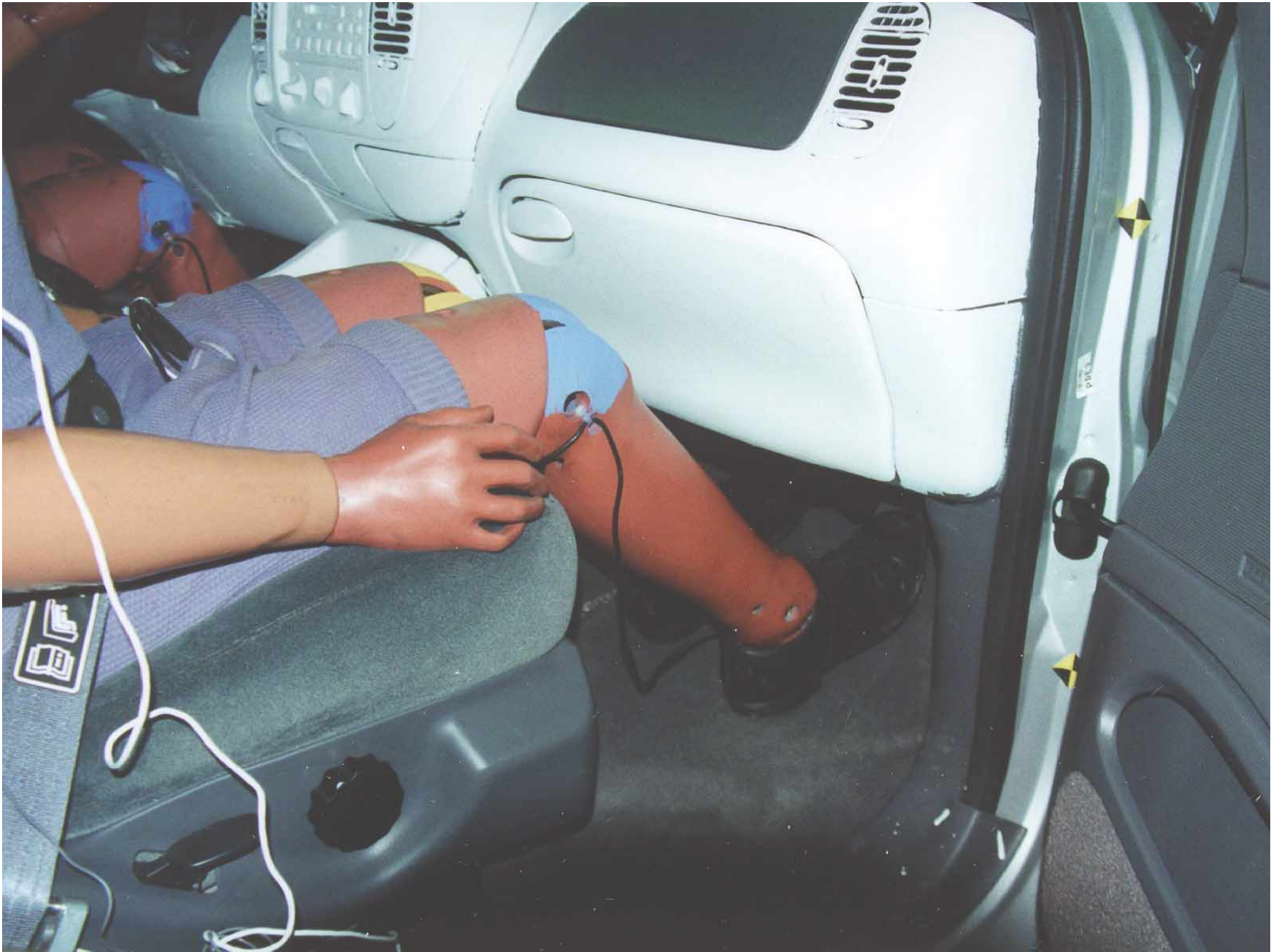


Figure A-49: Passenger Dummy Lower Legs, Pre-Test



Figure A-50: Passenger Dummy Lower Legs, Post-Test



Figure A-51: Passenger Side Floor Pan, Pre-Test



Figure A-52: Passenger Side Floor Pan, Post-Test



Figure A-53: Passenger Side Knee Bolster, Pre-Test



Figure A-54: Passenger Side Knee Bolster, Post-Test



Figure A-55: Passenger Head, Post-Test

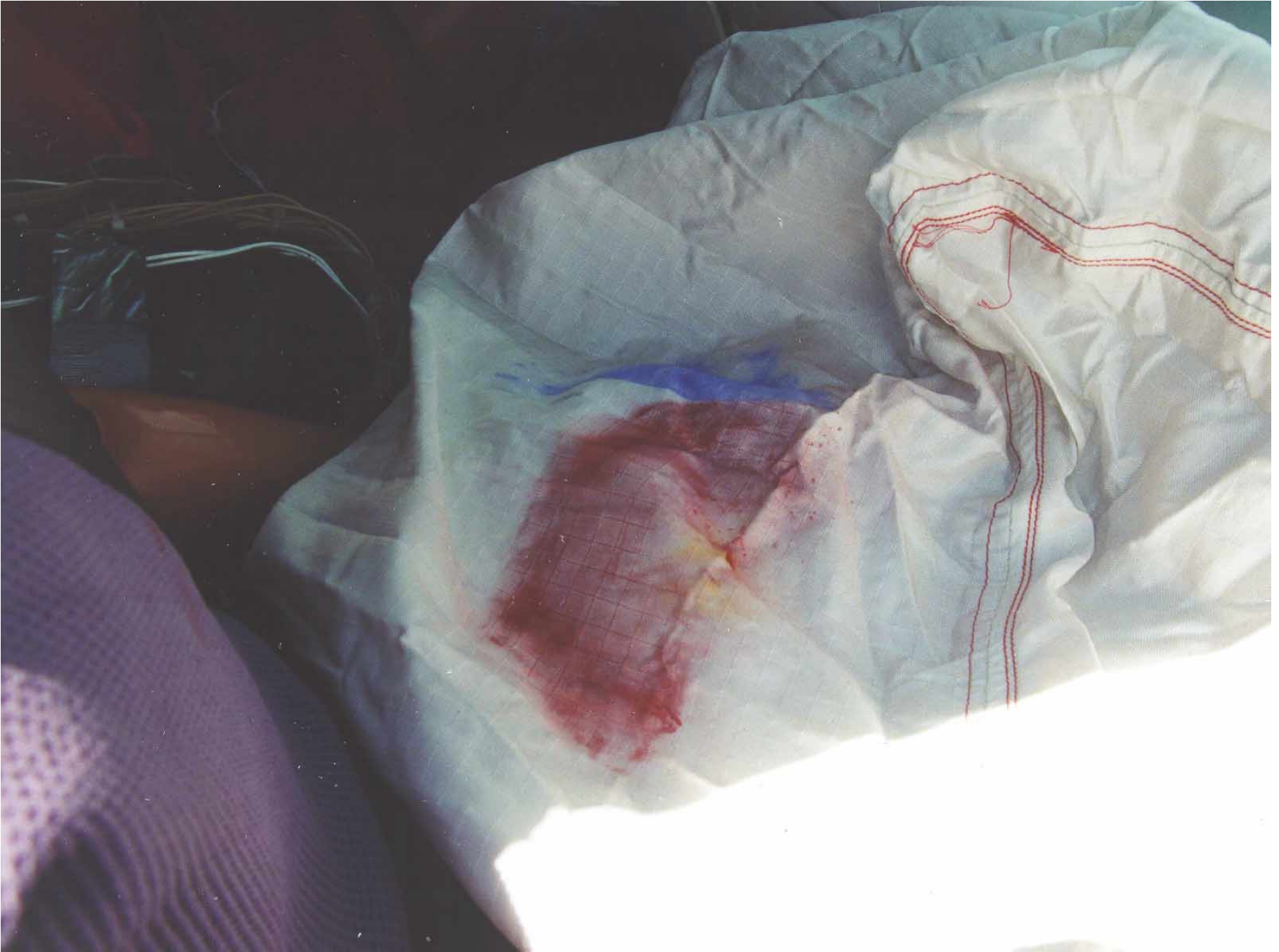


Figure A-56: Passenger Dummy Head Contact, Post-Test



Figure A-58: Vehicle During Impact



A-59

KAR20002-02

Figure A-59: Deformable Barrier Front, Pre-Test




Figure A-60: Deformable Barrier Front, Post-Test




Figure A-61: Deformable Barrier Left Side, Pre-Test



Figure A-62: Deformable Barrier Left Side, Post-Test




Figure A-63: Deformable Barrier Right Side, Pre-Test




Figure A-64: Deformable Barrier Right Side, Post-Test



Figure A-65: Deformable Barrier Top, Pre-Test



Figure A-66: Deformable Barrier Top, Post-Test




Figure A-67: Fuel Tank, Torsion Bar Mount to Fuel Tank Clearance, Side View, Pre-Test



Figure A-68: Fuel Tank, Torsion Bar Mount to Fuel Tank Clearance, Side View, Post-Test



Figure A-69: Fuel Tank, Torsion Bar and Mount Intrusion Into Fuel Tank, Oblique View, Post-Test




Figure A-70: Fuel Tank, Torsion Bar and Mount Intrusion Into Fuel Tank, Underside View, Post-Test



Figure A-71: Fuel Tank, Rupture Close-Up After Removal From Vehicle, Front View, Post-Test