

3363

REPORT NUMBER: SNCAP-CAL-00-8

**NEW CAR ASSESSMENT PROGRAM
SIDE IMPACT TEST**

DAIMLERCHRYSLER
2001 CHRYSLER PT CRUISER
SPECIAL PURPOSE VEHICLE

NHTSA NUMBER: MY0306

VERIDIAN ENGINEERING TEST NUMBER: 8506-13

VERIDIAN ENGINEERING
TRANSPORTATION SCIENCES CENTER
P.O. BOX 400
BUFFALO, NEW YORK 14225




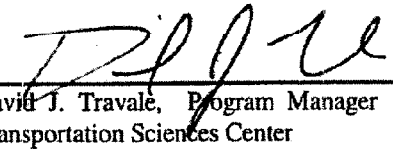
June 29, 2000

FINAL REPORT

U. S. DEPARTMENT OF TRANSPORTATION
National Highway Traffic Safety Administration
Safety Performance Standards
Office of Crashworthiness Standards
Mail Code: NPS-10
400 Seventh Street, SW, Room No. 5313
Washington, DC 20590

This Final Test Report was prepared for the U.S. Department of Transportation, National Highway Traffic Safety Administration, under Contract No. DTNH22-98-C-02001. This document is disseminated under the sponsorship of the U.S. Department of Transportation in the interest of information exchange. The United States Government assumes no liability for its contents or use thereof.

Prepared By: 
Lawrence Q. Valvo, Project Engineer

Approved By: 
David J. Travale, Program Manager
Transportation Sciences Center

Approval Date: July 21, 2000

FINAL REPORT ACCEPTANCE BY:

Accepted By: Ha S - Chan

Acceptance Date: July 20, 2000

TECHNICAL REPORT STANDARD TITLE PAGE

1. Report No. SNCAP-CAL-00-8		2. Government Accession No.		3. Recipient's Catalog No.																															
4. Title and Subtitle Final Report of new Car Assessment Program Side Impact Testing of a 2001 Chrysler PT Cruiser Special Purpose Vehicle NHTSA No.: MY0306				5. Report Date June 29, 2000																															
				6. Performing Organization Code CAL																															
7. Author(s) Lawrence Q. Valvo, Project Engineer David J. Travale, Program Manager				8. Performing Organization Report No. 8506-13																															
9. Performing Organization Name and Address Veridian Engineering Transportation Sciences Center P.O. Box 400 Buffalo, New York 14225				10. Work Unit No.																															
				11. Contract or Grant No. DTNH22-98-C-02001																															
12. Sponsoring Agency Name and Address U.S. Department of Transportation National Highway Traffic Safety Administration Office of Crashworthiness Standards Mail Code: NPS-10 400 Seventh , SW, Room 5313 Washington, D.C. 20590				13. Type of Report and Period Covered Final Report June 2000- July 2000																															
				14. Sponsoring Agency Code NPS-10																															
15. Supplementary Notes																																			
16. Abstract A 55/28 kph 90° Impact Moving Deformable Barrier NCAP Side Impact Test was conducted on the subject 2001 Chrysler PT Cruiser Special Purpose Vehicle in accordance with the specifications of the Office of Crashworthiness Standards Test Procedure for the generation of consumer information on vehicle side crash protection. This test was conducted at the Veridian Engineering Crash Test Facility in Buffalo, New York, on June 29, 2000. The impact velocity of the Moving Deformable Barrier (MDB) was 61.6 kph, and the ambient temperature at the struck (driver's) side of the target vehicle at the time of impact was 21.1 °C. The target vehicle post-test maximum crush was 235 mm at level 2. The test or target vehicle's performance is given below:																																			
<table border="0" style="width: 100%; border-collapse: collapse;"> <thead> <tr> <th style="width: 40%;"></th> <th style="width: 15%; text-align: center;"><u>Front SID</u></th> <th style="width: 10%;"></th> <th style="width: 15%; text-align: center;"><u>Rear SID</u></th> <th style="width: 10%;"></th> </tr> </thead> <tbody> <tr> <td>Left Upper Rib Acceleration:</td> <td style="text-align: center;">60</td> <td style="text-align: center;">g's</td> <td style="text-align: center;">46</td> <td style="text-align: center;">g's</td> </tr> <tr> <td>Left Lower Rib Acceleration:</td> <td style="text-align: center;">65</td> <td style="text-align: center;">g's</td> <td style="text-align: center;">56</td> <td style="text-align: center;">g's</td> </tr> <tr> <td>Lower Spine Acceleration:</td> <td style="text-align: center;">67</td> <td style="text-align: center;">g's</td> <td style="text-align: center;">58</td> <td style="text-align: center;">g's</td> </tr> <tr> <td>Thoracic Trauma Index (TTI):</td> <td style="text-align: center;">66</td> <td style="text-align: center;">g's</td> <td style="text-align: center;">57</td> <td style="text-align: center;">g's</td> </tr> <tr> <td>Pelvis Acceleration (PEV):</td> <td style="text-align: center;">48</td> <td style="text-align: center;">g's</td> <td style="text-align: center;">76</td> <td style="text-align: center;">g's</td> </tr> </tbody> </table>							<u>Front SID</u>		<u>Rear SID</u>		Left Upper Rib Acceleration:	60	g's	46	g's	Left Lower Rib Acceleration:	65	g's	56	g's	Lower Spine Acceleration:	67	g's	58	g's	Thoracic Trauma Index (TTI):	66	g's	57	g's	Pelvis Acceleration (PEV):	48	g's	76	g's
	<u>Front SID</u>		<u>Rear SID</u>																																
Left Upper Rib Acceleration:	60	g's	46	g's																															
Left Lower Rib Acceleration:	65	g's	56	g's																															
Lower Spine Acceleration:	67	g's	58	g's																															
Thoracic Trauma Index (TTI):	66	g's	57	g's																															
Pelvis Acceleration (PEV):	48	g's	76	g's																															
The two doors on the struck side of the vehicle did not separate from the body at the hinges or latches and the opposite doors did not open during the side impact event.																																			
17. Key Words New Car Assessment Program (NCAP) Side Impact MDB Side Impact Dummy (SID)			18. Distribution Statement Copies of this report are available from: National Highway Traffic Safety Administration Technical Reference Division Room 5108 (NAD-52) 400 Seventh St., S.W. Washington, D.C. 20590 Telephone No. (202) 366-4946 ATTN: Robert Hornicle																																
19. Security Classification of Report UNCLASSIFIED		20. Security Classification of Page UNCLASSIFIED		21. No. of Pages 292	22. Price																														

TABLE OF CONTENTS

<u>Section</u>		<u>Page No.</u>
1	PURPOSE AND TEST PROCEDURE	1-1
2	SUMMARY OF SIDE IMPACT TEST	2-1
3	VEHICLE TEST DATA	3-1
	Data Sheet 1 - General Vehicle Test Parameter Data	3-2
	Data Sheet 2 - Test Vehicle Summary of Results	3-5
	Data Sheet 3 - Moving Deformable Barrier (MDB) Summary	3-6
	Data Sheet 4 - Post Test Observations	3-7
4	OCCUPANT AND VEHICLE INFORMATION	4-1
	Data Sheet 5 - SID Instrumentation Data	4-2
	Data Sheet 6 - Vehicle Pre- And Post Test Measurements	4-3
	Data Sheet 7 - SID Longitudinal Clearance Dimensions	4-4
	Data Sheet 8 - SID Lateral Clearance Dimensions	4-5
	Data Sheet 9 - Vehicle Side Measurements	4-6
	Data Sheet 10 - Vehicle Exterior Crush Profiles - All Levels	4-7
	Data Sheet 11 - Vehicle Damage Profile Distances	4-13
	Data Sheet 12 - Exterior Static Crush For Impactor Face	4-14
	Data Sheet 13 - Test Vehicle Accelerometer Locations And Data Summary	4-16
	Data Sheet 14 - MDB Accelerometer Locations and Data Summary	4-19
	Data Sheet 15 - High Speed Camera Locations and Data	4-20
5	VEHICLE FUEL SYSTEM INTEGRITY	5-1
	Data Sheet 16 - FMVSS 301 Fuel System Integrity Data	5-2
	Data Sheet 17 - FMVSS 301 Rollover Data	5-3
APPENDIX A	PHOTOGRAPHS	A-1
APPENDIX B	VEHICLE, MDB AND SID RESPONSE DATA	B-1
APPENDIX C	SID CONFIGURATION AND PERFORMANCE VERIFICATION DATA	C-1
APPENDIX D	TEST EQUIPMENT LIST AND CALIBRATION INFORMATION	D -1

SECTION 1

PURPOSE AND TEST PROCEDURE

This side impact test is part of the FY2000 New Car Assessment Program Side Impact Protection sponsored by the National Highway Traffic Safety Administration (NHTSA) under Contract No. DTNH22-98-C-02001. The purpose of this test was to generate comparative side impact performance in a 2001 Chrysler PT Cruiser Special Purpose Vehicle. The test was conducted in accordance with the Office of Crashworthiness Standards's Laboratory Test Procedure dated July, 1997.

SECTION 2

SUMMARY OF SIDE IMPACT TEST

A 2001 Chrysler PT Cruiser Special Purpose Vehicle was impacted on the left or driver's side by a Moving Deformable Barrier (MDB) which was moving forward in a 27° crabbed position to the monorail at a velocity of 61.6 kph (38.3 mph). The target vehicle was stationary and was positioned at an angle of 63° to the line of forward motion. The side impact test was conducted by the Veridian Engineering Transportation Sciences Center in Buffalo, New York on June 29, 2000. Pre- and post-test photographs of the test vehicle, the moving deformable barrier (MDB), and the side impact dummies (SIDs) are included in Appendix A.

Two restrained Side Impact Dummies (SIDs) were placed in the driver (Pos. #1) and left rear (Pos. #4) designated seating positions according to the instructions specified in the OCWS Side Impact Laboratory Test Procedure which is dated July, 1997. The side impact test was documented by one real-time camera and 9 high-speed cameras. Camera locations and other pertinent camera information are included in this report.

The SIDs were instrumented with the following accelerometers:

1. Left Upper Rib (LUR) uniaxial and redundant accelerometer (Y-direction)
2. Left Lower Rib (LLR) uniaxial and redundant accelerometer (Y-direction)
3. Lower Thoracic Spine (T₁₂) uniaxial and redundant accelerometer (Y-direction)
4. Pelvic (PEV) section uniaxial and redundant accelerometer (Y-direction)
5. Head triaxial accelerometers (X-, Y- and Z-direction)

A summary of the side impact dummy (SID) configuration and verification test data can be found in Appendix C. A total of 52 channels of data were recorded. Appendix B contains the vehicle, MDB and dummy response data traces.

The following table summarizes the results of the test.

Injury Criteria	Front SID	Rear SID
TTI (g)	66	57
PEV (g)	48	76

SECTION 3

SUMMARY OF TEST RESULTS

DATA SHEET 1

GENERAL TEST AND VEHICLE PARAMETER DATA

TEST VEHICLE INFORMATION:

Year/Make/Model/Body Style: 2001 Chrysler PT Cruiser Special Purpose Vehicle
 Vehicle Body Color: Silver VIN: 3C8FY4BB91T297457
 Vehicle NHTSA No.: MY0306 Month & Year of Manufacture: 5/00
 Engine Data: 4 Cylinders; - CID; 2.4 Liters; - cc
 Engine Placement: - Longitudinal; or X Lateral
 Transmission: 4 Speed; - Manual; X Automatic; X Overdrive
 Final Drive: - Rear Wheel Drive; X Front Wheel Drive; - Four Wheel
 Odometer Reading 636 km
 Options: X A/C; X Power Steering; X Pwr.Brakes; X Pwr. Windows

DATA FROM TIRE PLACARD

Tire Pressure* (at capacity); 240 kPa FRONT
240 kPa REAR
 Recommended Tire Size: P205/55 R16; P195/65 R15
 Tires on Test Vehicle: P205/55 R16 ; Manufacturer: Goodyear
 Vehicle Capacity Data:
 Number of Occupants: 2 Front; 3 Rear; - 3rd Seat; 5 Total
 Type of Front Seats: X Bucket; - Bench; - Split Bench
 Type of Front Seat Back: - Fixed; X Adjustable with X Lever or - Knob
 Vehicle Max Capacity Loading = 392 kg (A)
 No. of Occupants x 68.04 kg. = 340.2 kg (B)
 Vehicle Cargo Capacity = 51.8 kg (A-B)

TEST VEHICLE DELIVERED WEIGHT WITH MAXIMUM FLUIDS:

Left Front	=	<u>440.0</u> kg	Left Rear	=	<u>305.5</u> kg
Right Front	=	<u>446.0</u> kg	Right Rear	=	<u>294.5</u> kg
TOTAL FRONT	=	<u>886.0</u> kg	TOTAL REAR	=	<u>600.0</u> kg
% of Total Weight	=	<u>59.6</u> %	% of Total Weight	=	<u>40.4</u> %
TOTAL WEIGHT	=	<u>1486.0</u> kg			

* Tire pressure used in test.

DATA SHEET 1 (continued)

GENERAL TEST VEHICLE PARAMETER DATA

Vehicle: 2001 Chrysler PT Cruiser

NHTSA No. MY0306

CALCULATION OF VEHICLE'S TARGET TEST WEIGHT:

Total Test Vehicle Delivered Weight with Max. Fluids	=	<u>1486.0</u>	kg (A)
Maximum Cargo Carrying Capacity of Test Vehicle	=	<u>51.8</u>	kg (B)
Weight of instrumented Side Impact Dummies (1 or 2 X <u>81.2</u> kg)	=	<u>162.4</u>	kg (C)
TEST VEHICLE TARGET WEIGHT:	=	<u>1700.2</u>	kg (A+B+C)

FULLY LOADED TEST VEHICLE (UDVW + 1 or 2 SID(s) + CARGO):

Left Front	=	<u>499.0</u>	kg	Left Rear	=	<u>396.0</u>	kg
Right Front	=	<u>453.0</u>	kg	Right Rear	=	<u>352.0</u>	kg
TOTAL FRONT	=	<u>952.0</u>	kg	TOTAL REAR	=	<u>748.0</u>	kg
% of Total Weight	=	<u>56.0</u>	%	% of Total Weight	=	<u>44.0</u>	%
TOTAL TEST WEIGHT	=	<u>1700.0</u>	kg				

AS TESTED WEIGHT OF TEST VEHICLE (1 OR 2 SID(s) + CARGO + EQUIPMENT & INSTRUMENTATION):

Left Front	=	<u>494.5</u>	kg	Left Rear	=	<u>394.5</u>	kg
Right Front	=	<u>447.5</u>	kg	Right Rear	=	<u>355.5</u>	kg
TOTAL FRONT	=	<u>942.0</u>	kg	TOTAL REAR	=	<u>750.0</u>	kg
% of Total Weight	=	<u>55.7</u>	%	% of Total Weight	=	<u>44.3</u>	%
TOTAL TEST WEIGHT	=	<u>1692.0</u>	kg				

TEST VEHICLE ATTITUDE (all dimensions in millimeters):

AS DELIVERED:

Left Front	<u>705</u>	Right Front	<u>703</u>	Left Rear	<u>729</u>	Right Rear	<u>726</u>
------------	------------	-------------	------------	-----------	------------	------------	------------

FULLY LOADED:

Left Front	<u>688</u>	Right Front	<u>700</u>	Left Rear	<u>692</u>	Right Rear	<u>694</u>
------------	------------	-------------	------------	-----------	------------	------------	------------

READY FOR TEST:

Left Front	<u>691</u>	Right Front	<u>701</u>	Left Rear	<u>697</u>	Right Rear	<u>701</u>
------------	------------	-------------	------------	-----------	------------	------------	------------

Test Vehicle Wheelbase: 2612 millimeters

C.G. = 1158 millimeters rearward of front wheel centerline

TOTAL VEHICLE LENGTH:

Right Side	=	<u>4063</u>	millimeters
Left Side	=	<u>4063</u>	millimeters
Centerline	=	<u>4280</u>	millimeters

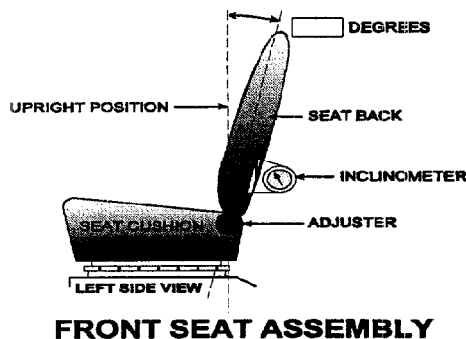
DATA SHEET 1 (continued)

GENERAL TEST VEHICLE PARAMETER DATA

Vehicle: 2001 Chrysler PT Cruiser

NHTSA No. MY0306

Nominal Design Riding Position for adjustable driver and passenger seat backs. Please describe how to position the inclinometer to measure the seat back angle. Include description of the location of the adjustment latch detent, if applicable.



FRONT SEAT CUSHION PLACEMENT: Seat positioned in detent 10, where the forward-most detent is 0.

Total Length of Adjustment Travel: 228 millimeters

Total Number of Adjustment Positions or Detents: 20

FRONT SEAT BACK ADJUSTMENT POSITION: 111.5 degrees back from sill (21.5 degrees back from vertical).

Seat Back Torso Angle: 21.5 degrees

SECOND POSITION SEAT:

Total Length of Fore/Aft Adjustment Travel: 0 millimeters

Seat Back Adjustment Position: Fixed

ADJUSTABLE STEERING COLUMN POSITION: Mid-travel position

WINDOW POSITIONS: Left Front: Closed Left Rear: Closed

Right Front: Removed Right Rear: Removed

Note: Windows will be in closed position on struck side of test vehicle and in open position on opposite side.

AMOUNT OF STODDARD SOLVENT IN FUEL TANK:

56.8 liters (Fuel Tank Usable Capacity)

52.2 liters used for test (92%-94% of Fuel Tank Usable Capacity)

LOCATION OF IMPACT POINT ON TEST VEHICLE SIDE TO BE IMPACTED:

Wheelbase = 2612 millimeters

Impact Point is 366 millimeters rearward of front axle centerline

(which is 940 millimeters forward of the wheelbase midpoint)

Actual Impact Point is 356 millimeters rearward of front axle centerline

DATA SHEET 2

TEST VEHICLE SUMMARY OF RESULTS

VEHICLE IDENTIFICATION:

Vehicle Year/Make/Model: 2001 Chrysler PT Cruiser

Body Style: Special Purpose Vehicle

VIN: 3C8FY4BB91T297457

NHTSA No.: MY0306

Test Date: June 29, 2000

Overall Length = 4280 millimeters; Overall Width = 1704 millimeters

VEHICLE TEST WEIGHT (Pre-Test):

Left Front = 494.5 kg Left Rear = 394.5 kg

Right Front = 447.5 kg Right Rear = 355.5 kg

TOTAL FRONT = 942.0 kg TOTAL REAR = 750.0 kg

TOTAL VEHICLE WEIGHT 1692.0 kg

Wheelbase = 2612 millimeters

Longitudinal C.G. from Center of Front Axle = 1157.8 millimeters

Impact Angle with Respect to Impactor = 90 degrees

ACTUAL IMPACT POINT

Actual Impact Point is 10 mm forward of nominal impact ref. line (Lateral)

Actual Impact Point is 2 mm above nominal impact point (Vertical)

MAXIMUM EXTERIOR STATIC CRUSH:

1. LEVEL 1 (218 mm above ground) = 23 millimeters

2. LEVEL 2 (586 mm above ground) = 235 millimeters

3. LEVEL 3 (639 mm above ground) = 231 millimeters

4. LEVEL 4 (904 mm above ground) = 194 millimeters

5. LEVEL 5 (1448 mm above ground) = 24 millimeters

Maximum Post-Test Intrusion = 235 millimeters

OCCUPANTS:

Front Passenger:

Rear Passenger:

Dummy Identification 027 268

Restraints Used 3-Point Seat Belt; Side Airbag 3-Point Seat Belt

INSTRUMENTATION:

Number of Vehicle Data Channels: = 47

Number of Cameras: Onboard = 3

 Offboard = 8

 TOTAL = 11

DATA SHEET 3

MOVING DEFORMABLE BARRIER (MDB) SUMMARY

Vehicle: 2001 Chrysler PT Cruiser

NHTSA No. MY0306

MDB FACE MANUFACTURER AND SERIAL NUMBER:

Plascore Inc.: 016C1299-2; 017B1299

POSITION OF IMPACT (MDB) ON MONORAIL:

Crabbed 27° to left

MDB DETAILS:

Overall Width of Framework Carriage	=	<u>1250</u>	millimeters
Overall Length of MDB (incl. honeycomb impact face)	=	<u>4120</u>	millimeters
Wheelbase of Framework Carriage	=	<u>2590</u>	millimeters
Tread of Framework Carriage (Front & Rear)	=	<u>1875</u>	millimeters
C.G. Location Rearward of Front Axle	=	<u>1104</u>	millimeters

MDB WEIGHT:

Left Front	=	<u>409.5</u>	kg	Left Rear	=	<u>281.5</u>	kg
Right Front	=	<u>372.5</u>	kg	Right Rear	=	<u>299.0</u>	kg
TOTAL FRONT	=	<u>782.0</u>	kg	TOTAL REAR	=	<u>580.5</u>	kg
TOTAL MDB WEIGHT	=	<u>1362.5</u>	kg				
Impact Angle (MDB C/L to Target Vehicle C/L)	=	<u>90</u>	degrees				
Impact Speed	=	<u>61.6</u>	kph				

MAXIMUM STATIC CRUSH OF HONEYCOMB IMPACT FACE:

1. Row A at Center of Bumper Level	=	<u>192</u>	millimeters
2. Row B at Top of Bumper Level	=	<u>164</u>	millimeters
3. Row C at Mid Level	=	<u>172</u>	millimeters
4. Row D at Top of Stack Level	=	<u>208</u>	millimeters

INSTRUMENTATION:

Number of MDB Data Channels	=	<u>5</u>
-----------------------------	---	----------

DATA SHEET 4

POST-TEST OBSERVATIONS

Vehicle: 2001 Chrysler PT Cruiser

NHTSA No. MY0306

VISIBLE DUMMY CONTACT POINTS:

	<u>LEFT FRONT SID</u>	<u>LEFT REAR SID</u>
Head:	<u>Left side of head to top of side impact airbag</u>	<u>Left side of head to -pillar trim</u>
Upper Torso:	<u>Left arm to side impact airbag</u>	<u>Left arm to rear section of door trim above armrest</u>
Lower Torso:	<u>Pelvis to rear section of door trim below armrest</u>	<u>Pelvis to rear section of door trim below armrest</u>
Left Knee:	<u>Left knee to forward section of door trim</u>	<u>Left knee to forward section of door trim</u>
Right Knee:	<u>Right knee to left knee</u>	<u>Right knee to left knee</u>

DOOR OPENING:

	<u>LEFT DOOR</u>	<u>RIGHT DOOR</u>
Front:	<u>Closed/Inoperable</u>	<u>Closed/Operable</u>
Rear:	<u>Closed/Inoperable</u>	<u>Closed/Operable</u>

MDB DISTANCE FROM TARGET IMPACT POINT:

Vertical: 2 mm above target
Horizontal: 10 mm forward of target

ARM REST LOCATIONS:

Front:	<u>215 mm below bottom of window opening</u>
Rear:	<u>250 mm below bottom of window opening</u>

SEAT MOVEMENT:

Front:	<u>Seat pedestal deformed slightly inboard</u>
Rear:	<u>None</u>

GLAZING DAMAGE:

Windshield:	<u>Left edge of front windshield cracked during impact</u>
Window:	<u>Driver door and left rear passenger door windows shattered during impact</u>

PILLAR PERFORMANCE:

No visible tears or separations

SILL SEPARATION:

None

AIR BAG DEPLOYMENT STATUS:

	<u>DRIVER</u>	<u>FRONT PASSENGER</u>	<u>REAR PASSENGER</u>
<u>FRONT</u>	<u>No</u>	<u>No</u>	<u>N/A</u>
<u>SIDE</u>	<u>Yes</u>	<u>No</u>	<u>N/A</u>

OTHER NOTABLE IMPACT EFFECTS:

The rear impact target was struck 12 mm forward of the vertical reference and 6 mm above the horizontal reference.

SECTION 4

OCCUPANT AND VEHICLE INFORMATION

DATA SHEET 5

SID INSTRUMENTATION DATA

Vehicle: 2001 Chrysler PT Cruiser

NHTSA No. MY0306

	Front Dummy ID# 027				Rear Dummy ID# 268			
	Pos. Direction		Neg. Direction		Pos. Direction		Neg. Direction	
	Max (g)	Time (msec)	Max (g)	Time (msec)	Max (g)	Time (msec)	Max (g)	Time (msec)
HEAD ACCELERATIONS:								
Longitudinal X	5.6	67.0	-18.7	80.1	111.4	51.1	-16.5	69.5
Lateral Y	39.9	53.5	-1.9	158.7	†	-	†	-
Vertical Z	21.9	59.9	-0.9	13.5	26.4	83.2	-31.3	61.7
Resultant R	43.2	54.3	-	-	112.2 †	51.1	-	-
HIC	143.3				†			
RIB ACCELERATIONS:								
Upper Rib Lateral . . Y	60.3	36.3	-7.8	83.1	45.7	51.3	-7.2	111.9
Upper Rib Lateral . . Y(R)	66.7	36.3	-9.7	83.8	47.3	51.3	-8.5	111.9
Lower Rib Lateral . . Y	64.7	36.3	-4.9	100.0	56.0	40.6	-3.8	120.0
Lower Rib Lateral . . Y(R)	68.3	36.3	-5.0	85.6	56.0	40.7	-3.9	129.3
SPINE ACCELERATIONS:								
Lower Lateral Y	66.8	40.0	-6.7	104.4	58.3	44.4	-7.1	75.0
Lower Lateral Y(R)	69.5	40.0	-9.0	81.9	58.4	44.4	-7.1	74.4
PELVIC ACCELERATIONS:								
Lateral Y	48.1	42.5	-3.9	127.5	76.1	38.2	-8.4	66.9
Lateral Y(R)	48.3	42.5	-3.9	127.5	85.3	38.2	-8.6	66.9

REFERENCE: Positive Direction - Longitudinal (X) = forward
 Lateral (Y) = to right
 Vertical (Z) = up
 Negative Direction - Longitudinal (X) = rearward
 Lateral (Y) = to left
 Vertical (Z) = down

Note: Above data has been FIR filtered, Y(R) denotes redundant Y direction accelerometer.
 Head Accelerations are filtered at SAE Class 1000.

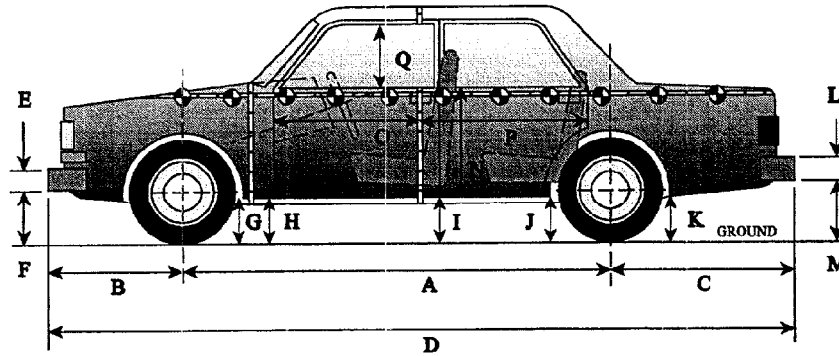
† Rear position dummy Head Y accelerometer failed. Accelerometer was not used in the resultant calculation.

DATA SHEET 6

VEHICLE SIDE MEASUREMENTS

Vehicle: 2001 Chrysler PT Cruiser

NHTSA No. MY0306



LEFT SIDE VIEW

NOTE: all dimensions are in millimeters with tolerance of ± 3 mm

	PRE-TEST (as delivered)	PRE-TEST (as tested)	POST-TEST (as tested)	Δ CHANGE
A	2612	-	2605	-7
B	832	-	835	3
C	836	-	833	-3
D	4280	-	4273	-7
E	157	-	155	-2
F	374	370	383	13
G	180	158	188	30
H	186	164	183	19
I	203	173	184	11
J1	192	157	164	7
J2	217	182	187	5
K	264	223	230	7
L	295	-	299	4
M	285	244	253	9
N	744	-	651	-93
O	729	-	711	-18
P	1135	-	1083	-52
Q	448	-	434	-14
R	4063	-	4066	3
S	4063	-	4048	-15
T	1704	-	1660	-44

D = Length at Centerline
T = Width at B-Pillar

E&L = Bumper Thickness
J1 = To Pinch Weld

R = Right Side Length
J2 = To Sill

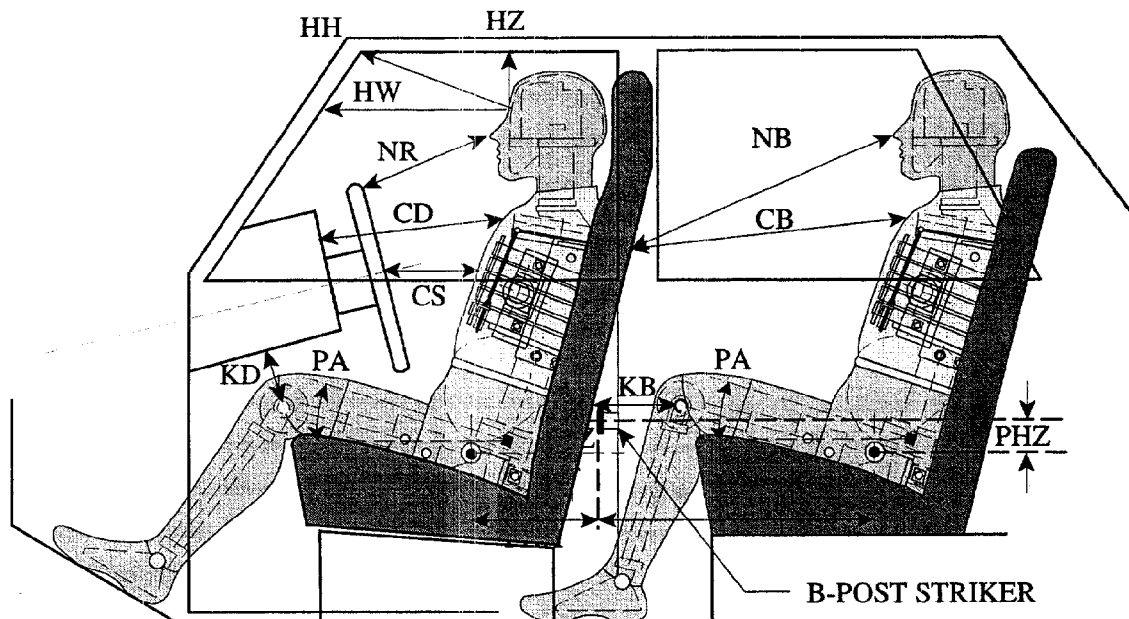
S = Left Side Length

DATA SHEET 7

SID LONGITUDINAL CLEARANCE DIMENSIONS

Vehicle: 2001 Chrysler PT Cruiser

NHTSA No. MY0306



LEFT SIDE VIEW

NOTE: 2-DOOR VEHICLE SHOWN.
REAR DUMMY PHX & PHZ
MEASUREMENTS FOR A 4-DOOR
VEHICLE WOULD USE THE C-POST
STRIKER AS A REFERENCE POINT

NOTE: All dimensions are in millimeters with tolerance of ± 3 mm

	DRIVER ID# <u>027</u>	LEFT REAR PASS. ID# <u>268</u>
HH	450	N/A
HW	638	N/A
HZ	140	185
NR/NB	432	575
CD/CB	574	513
CS	289	N/A
KDL(KDA°)/KBL(KDA°)	212 / (21 °)	236 / (17 °)
KDR(KBA°)/KBR(KBA°)	202 / (21 °)	236 / (17 °)
PA°	24.0 °	24.1 °
PHX	176	215
PHZ	109	198

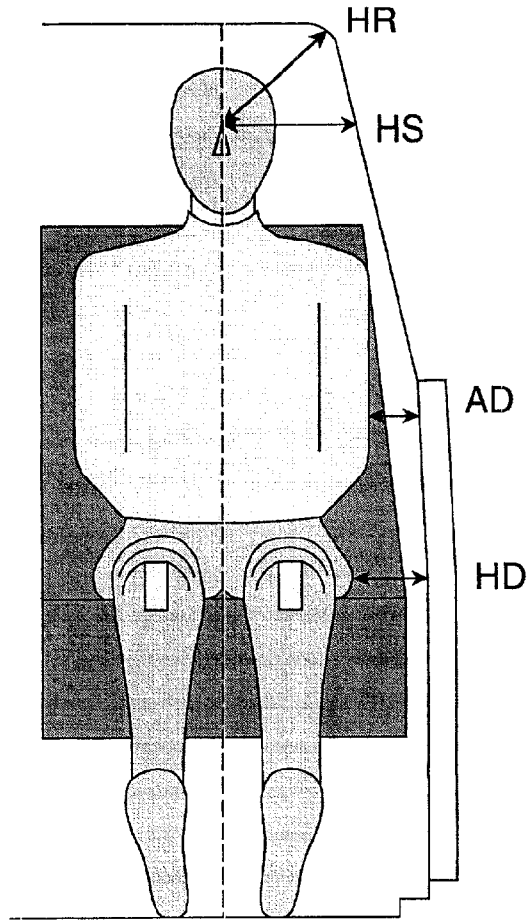
Note: 2-door vehicle shown. Rear dummy PHX & PHZ measurements for 4-door vehicle would use the C-post striker as a reference point.

DATA SHEET 8

SID LATERAL CLEARANCE DIMENSIONS

Vehicle: 2001 Chrysler PT Cruiser

NHTSA No. MY0306



NOTE: All dimensions are in millimeters with tolerance of ± 3 mm

	DRIVER ID # <u>027</u>	LEFT REAR PASS. ID # <u>268</u>
HR	171 †	205
HS	320	318
AD*	LOWER: 108 UPPER: 110	LOWER: 98 UPPER: 100
HD	185	160

* Lower measurement is taken laterally at the center of the lower rib accelerometer height from the SID arm segment to the closest part of the vehicle side.

Upper measurement is taken laterally at the center of the upper rib accelerometer height from the SID arm segment to the closest part of the vehicle side.

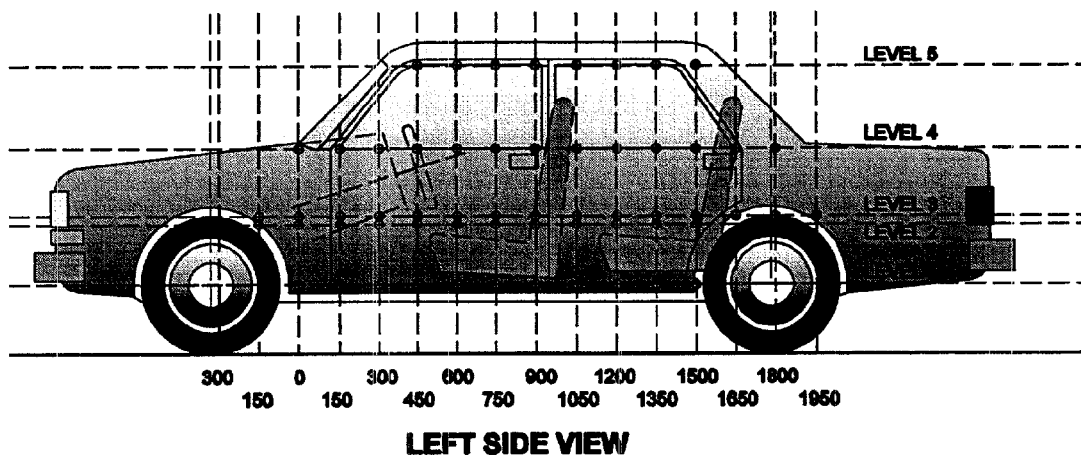
† Measurement to grab handle.

DATA SHEET 9

VEHICLE SIDE MEASUREMENTS

Vehicle: 2001 Chrysler PT Cruiser

NHTSA No. MY0306



NOTE: All measurements are in millimeters (mm)

- LEVEL 5 - WINDOW TOP
- LEVEL 4 - WINDOW SILL
- LEVEL 3 - MID-DOOR
- LEVEL 2 - OCCUPANT H-POINT
- LEVEL 1 - AXLE CENTERLINE HEIGHT OR SILL TOP HEIGHT

MEASUREMENTS ARE TAKEN WHEN THE VEHICLE IS IN THE "AS TESTED" CONFIGURATION.

Measurements Along the Vertical 750 mm Line Shown Above:

Level 5 @ Window Top	=	<u>1448</u>	millimeters
Level 4 @ Window Sill	=	<u>904</u>	millimeters
Level 3 @ Mid Door	=	<u>639</u>	millimeters
Level 2 @ Occupant H-Point	=	<u>586</u>	millimeters
Level 1 @ Axle Centerline Height (or Sill Top Height)	=	<u>218</u>	millimeters

DATA SHEET 10

VEHICLE EXTERIOR CRUSH PROFILES - ALL LEVELS

Vehicle: 2001 Chrysler PT Cruiser

NHTSA No. MY0306

NOTE: All dimensions are in millimeters with a tolerance of ±3 mm

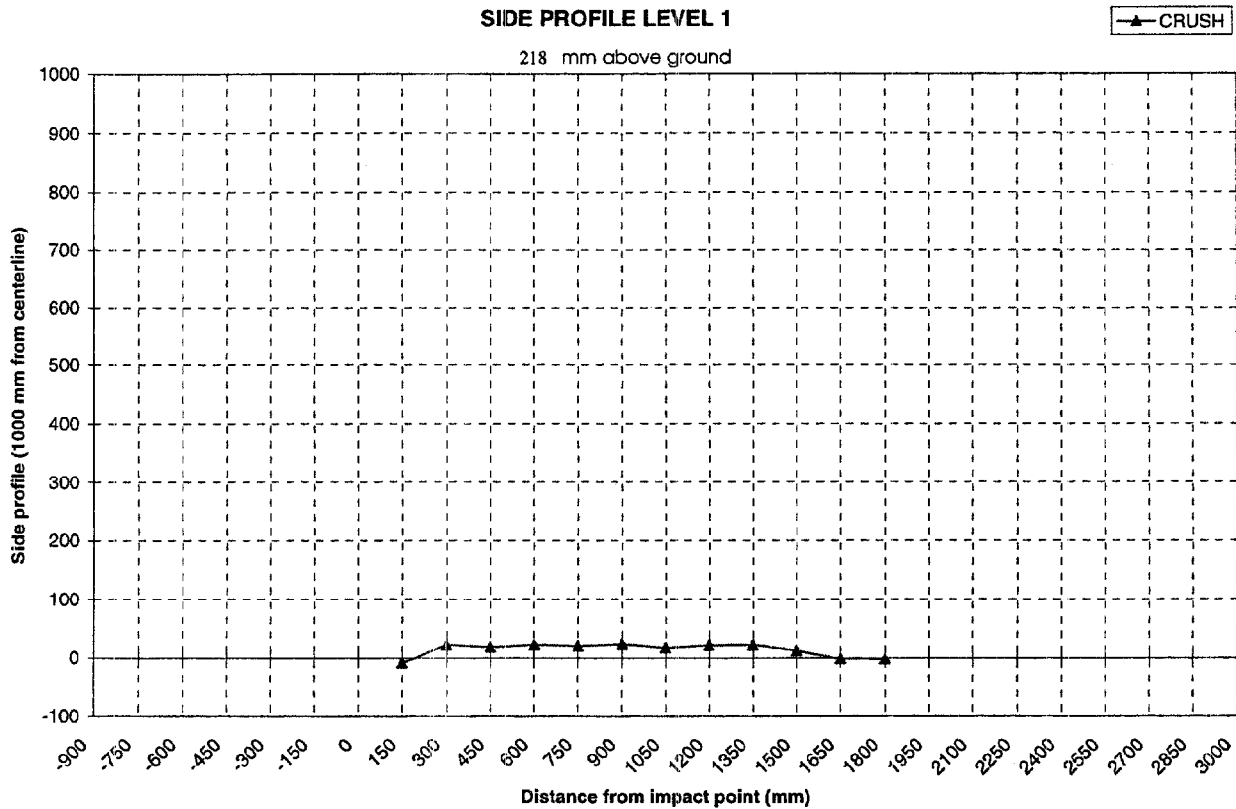
LEVEL	HEIGHT (mm)	DISTANCE IN MILLIMETERS (mm) FROM IMPACT POINT																																		
		900	750	600	450	300	150	0	-150	-300	-450	-600	-750	150	300	450	600	750	900	1050	1200	1350	1500	1650	1800	1950	2100	2250	2400	2550	2700	2850	3000			
LEVEL 1	218	PRE	--	--	--	--	--	--	--	--	204	199	199	193	194	199	195	200	209	213	220	--	--	--	--	--	--	--	--	--	--	--	--	--	--	
SIDE		POST	--	--	--	--	--	--	--	--	195	221	217	213	217	216	216	222	221	211	211	217	--	--	--	--	--	--	--	--	--	--	--	--	--	
SILL		CRUSH	N/A	N/A	N/A	N/A	N/A	N/A	N/A	N/A	-9	22	18	22	20	23	17	21	22	12	-2	-3	N/A	N/A	N/A	N/A	N/A	N/A	N/A	N/A	N/A	N/A	N/A	N/A	N/A	
LEVEL 2	586	PRE	--	210	--	--	--	--	--	147	147	183	178	172	173	171	172	176	176	181	166	156	--	--	--	--	--	--	--	--	159	180	--	--	--	
H		POST	--	198	--	--	--	--	--	--	155	306	402	407	393	370	379	363	363	363	380	316	186	--	--	--	--	--	--	169	179	--	--	--	--	
POINT		CRUSH	N/A	-12	N/A	N/A	N/A	N/A	N/A	N/A	8	159	176	213	224	235	220	199	207	187	179	150	30	N/A	N/A	N/A	N/A	N/A	10	-1	N/A	N/A	N/A	N/A	N/A	
LEVEL 3	639	PRE	--	245	164	--	--	--	--	145	148	181	172	171	168	168	168	169	175	176	174	157	--	--	--	--	--	--	158	187	--	--	--	--	--	
MID		POST	--	231	156	--	--	--	--	133	155	351	384	398	401	399	379	372	395	383	357	336	221	--	--	--	--	168	188	--	--	--	--	--	--	
DOOR		CRUSH	N/A	-14	-8	N/A	N/A	N/A	N/A	N/A	-12	7	177	203	226	231	211	204	226	208	181	162	64	N/A	N/A	N/A	N/A	10	1	N/A	N/A	N/A	N/A	N/A	N/A	N/A
LEVEL 4	904	PRE	--	656	520	418	343	299	262	237	225	213	206	202	197	193	193	193	195	198	204	178	216	231	244	269	306	--	--	--	--	--	--	--		
WINDOW		POST	--	653	510	410	343	297	261	246	267	280	299	330	326	324	378	378	389	361	361	322	243	228	249	257	273	297	--	--	--	--	--	--	--	
SILL		CRUSH	N/A	-3	-10	-8	0	-2	-1	9	42	67	93	128	129	131	185	185	185	194	163	118	65	12	18	13	4	-9	N/A	N/A	N/A	N/A	N/A	N/A	N/A	N/A
LEVEL 5	1448	PRE	--	--	--	--	--	--	--	--	--	578	510	462	433	421	416	413	413	413	416	421	432	--	--	--	--	--	--	--	--	--	--	--	--	
WINDOW		POST	--	--	--	--	--	--	--	--	--	579	512	467	457	398	390	351	313	313	277	421	420	433	--	--	--	--	--	--	--	--	--	--	--	--
TOP		CRUSH	N/A	N/A	N/A	N/A	N/A	N/A	N/A	N/A	N/A	1	2	5	24	-23	-26	-62	-100	-138	5	-1	1	N/A	N/A	N/A	N/A	N/A	N/A	N/A	N/A	N/A	N/A	N/A	N/A	N/A

DATA SHEET 10 (continued)

VEHICLE EXTERIOR CRUSH PROFILES

Vehicle: 2001 Chrysler PT Cruiser

NHTSA No. MY0306

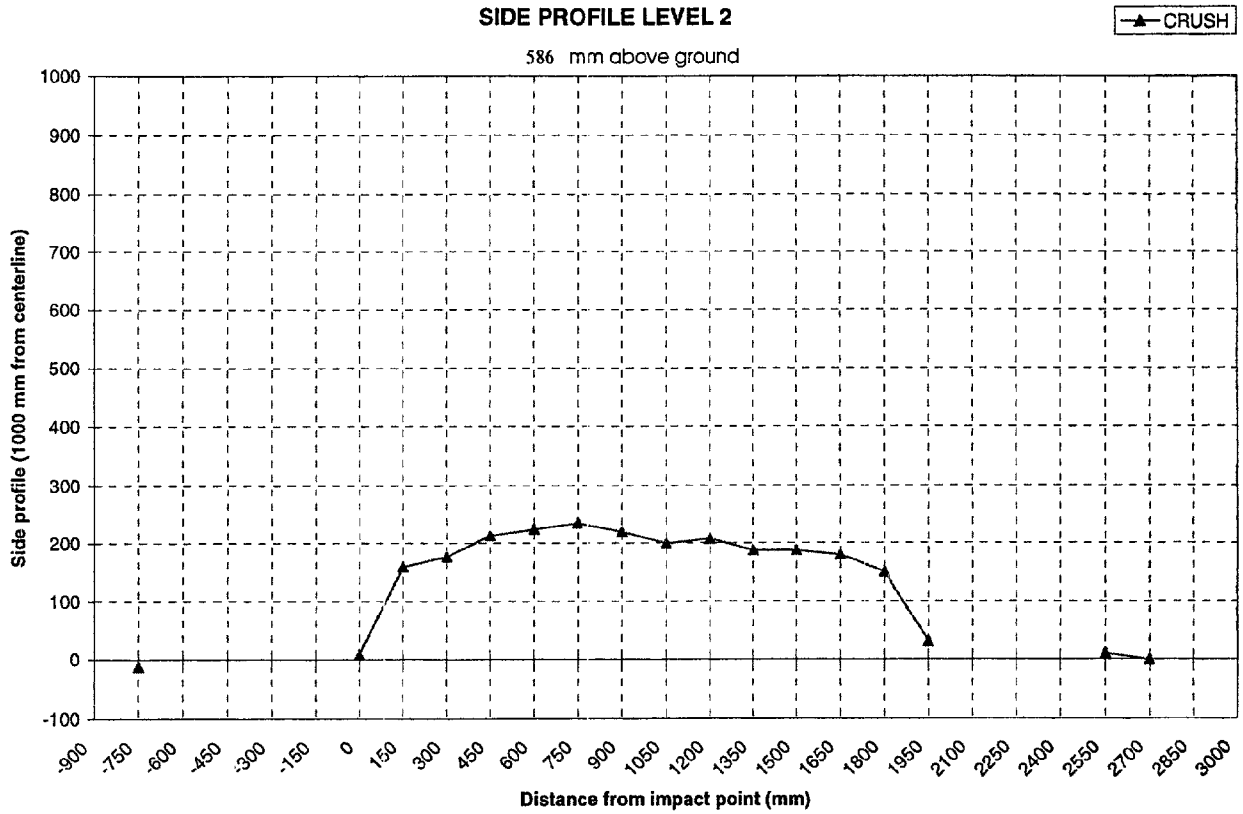


DATA SHEET 10 (continued)

VEHICLE EXTERIOR CRUSH PROFILES

Vehicle: 2001 Chrysler PT Cruiser

NHTSA No. MY0306

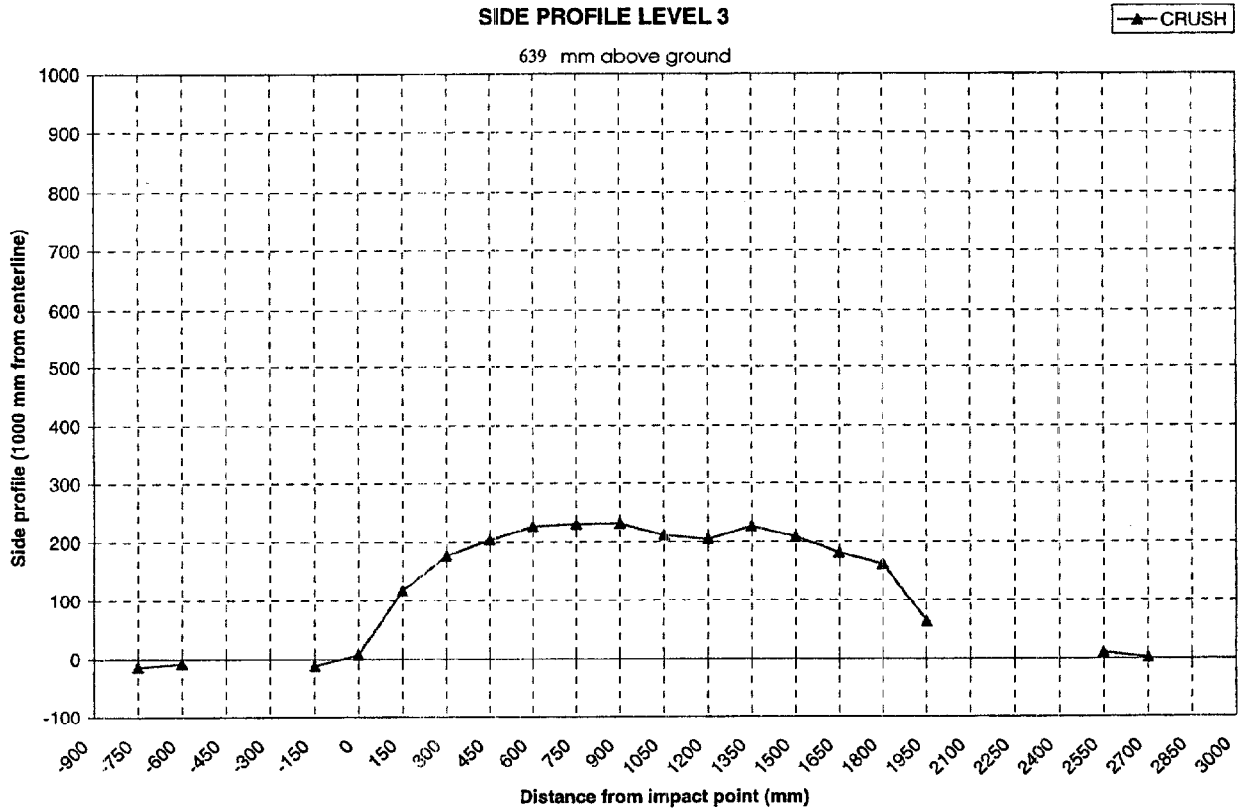


DATA SHEET 10 (continued)

VEHICLE EXTERIOR CRUSH PROFILES

Vehicle: 2001 Chrysler PT Cruiser

NHTSA No. MY0306

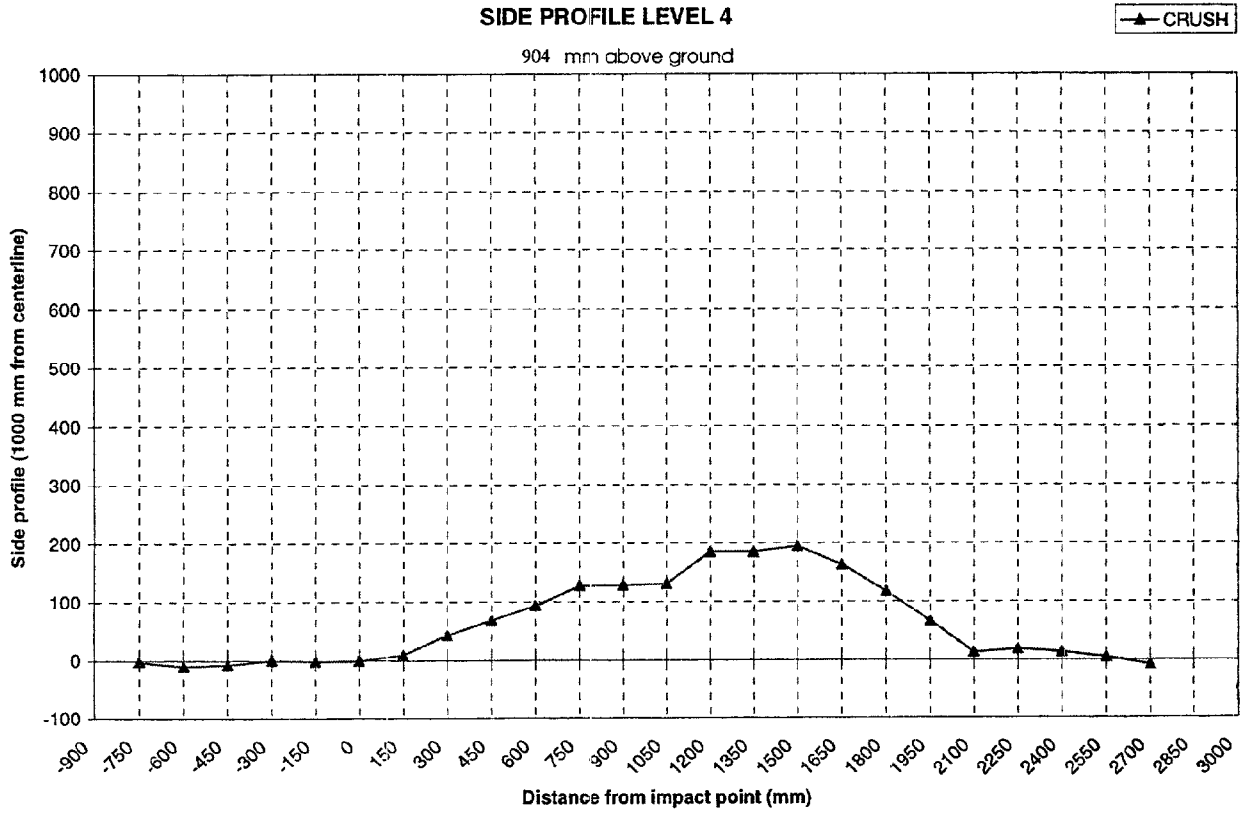


DATA SHEET 10 (continued)

VEHICLE EXTERIOR CRUSH PROFILES

Vehicle: 2001 Chrysler PT Cruiser

NHTSA No. MY0306

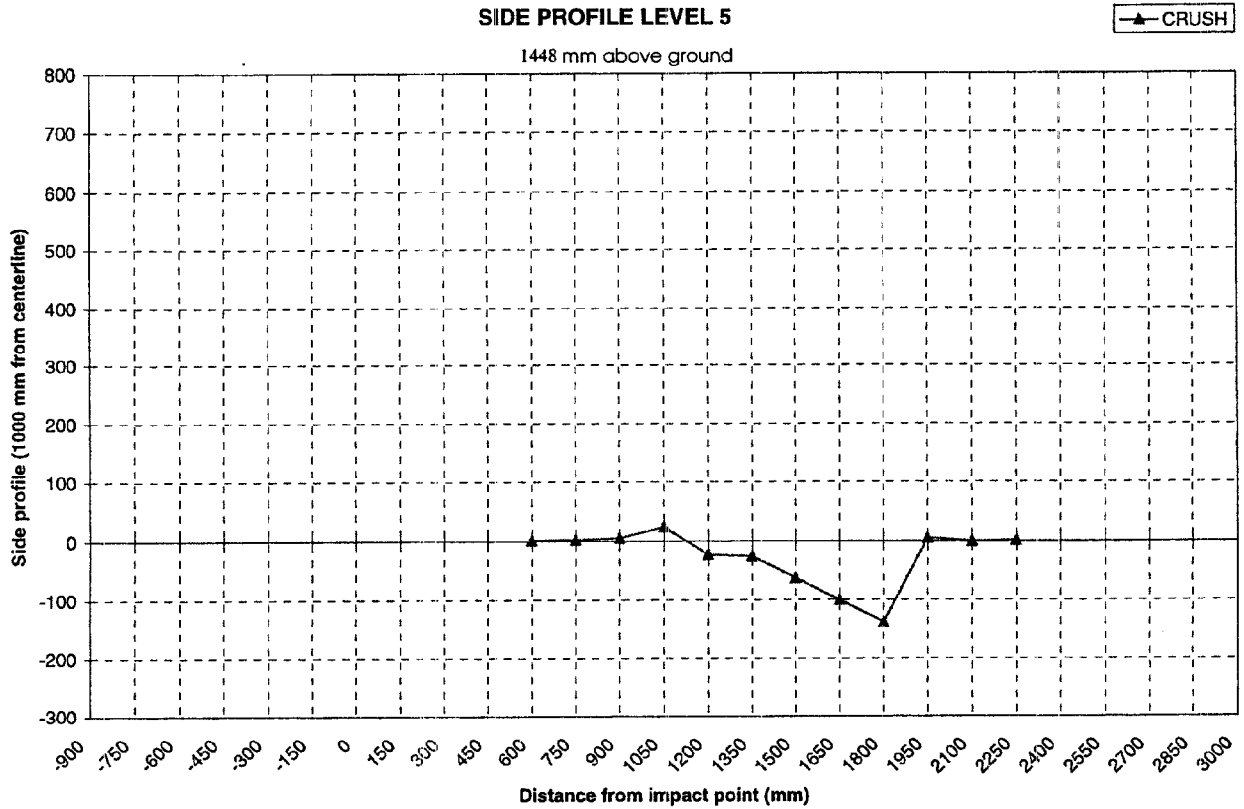


DATA SHEET 10 (continued)

VEHICLE EXTERIOR CRUSH PROFILES

Vehicle: 2001 Chrysler PT Cruiser

NHTSA No. MY0306

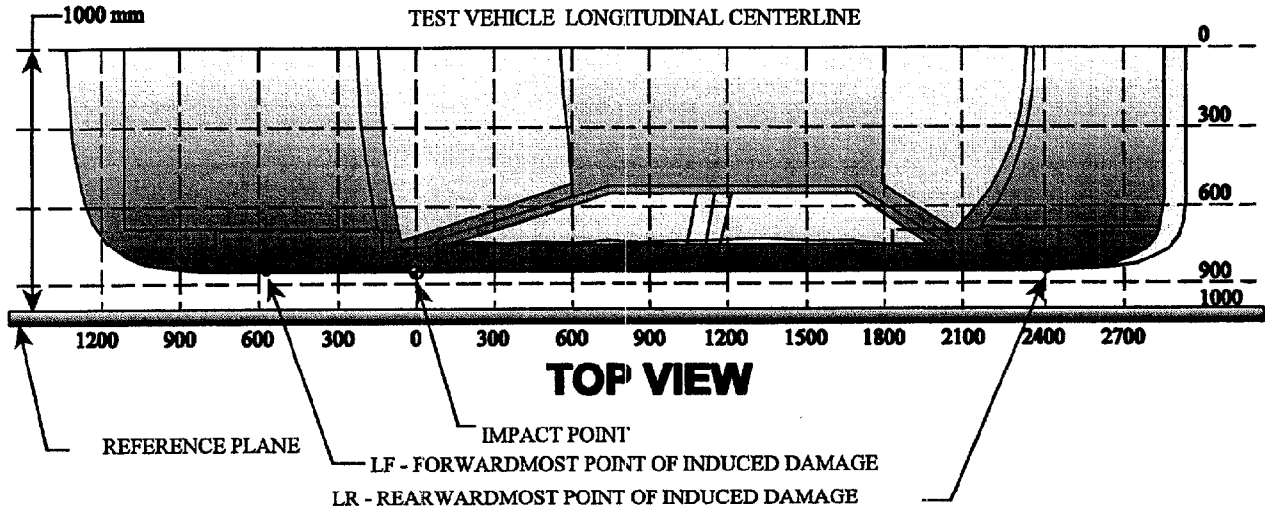


DATA SHEET 11

VEHICLE DAMAGE PROFILE DISTANCES

Vehicle: 2001 Chrysler PT Cruiser

NHTSA No. MY0306



MEASUREMENT CONVENTIONS:
 Forward of the impact point (towards front of vehicle) is considered negative (-).
 Rearward of the impact point (toward rearend of vehicle) is considered positive (+).

NOTE: All dimensions are in millimeters with tolerance of ± 3 mm.

DPD MEASUREMENTS	POST TEST (mm)	PRETEST (mm)	STATIC CRUSH (mm)
1 (LF = <u>-55</u> mm)	147	147	0
2	398	182	216
3	380	168	212
4	367	176	191
5	234	220	14
6 (LR = <u>2690</u> mm)	187	185	2

DATA SHEET 12

EXTERIOR STATIC CRUSH FOR IMPACTOR FACE
(Grid as looking at MDB from front)

Vehicle: 2001 Chrysler PT Cruiser

NHTSA No. MY0306

NOTE: All dimensions are in millimeters with a tolerance of ±3 mm

LEVEL	HEIGHT AT CL (mm)*		DISTANCE RIGHT OF CENTER (mm)								DISTANCE LEFT OF CENTER (mm)								
			800	700	600	500	400	300	200	100	0	100	200	300	400	500	600	700	800
LEVEL 4		PRE	619	619	619	619	619	619	619	619	619	619	619	619	619	619	619	619	619
TOP	813	POST	680	640	624	631	647	679	665	657	661	675	685	698	712	734	753	780	827
STACK		CRUSH	61	21	5	12	28	60	46	38	42	56	66	79	98	115	134	161	208
LEVEL 3		PRE	619	619	619	619	619	619	619	619	619	619	619	619	619	619	619	619	619
MID	686	POST	674	646	639	641	651	681	678	659	651	649	652	657	672	688	714	755	791
LEVEL		CRUSH	55	27	20	22	32	62	59	40	32	30	33	38	53	69	95	136	172
LEVEL 2		PRE	619	619	619	619	619	619	619	619	619	619	619	619	619	619	619	619	619
TOP	533	POST	710	711	706	708	714	721	717	713	706	706	710	711	717	718	723	750	783
BUMPER		CRUSH	91	92	87	89	95	102	98	94	87	87	91	92	98	99	104	131	164
LEVEL 1		PRE	535	519	518	518	518	518	518	518	518	518	518	518	518	518	518	519	535
MID	432	POST	681	671	677	680	687	694	693	691	688	680	679	682	686	691	698	711	722
BUMPER		CRUSH	146	152	159	162	169	176	175	173	170	162	161	164	168	173	180	192	187

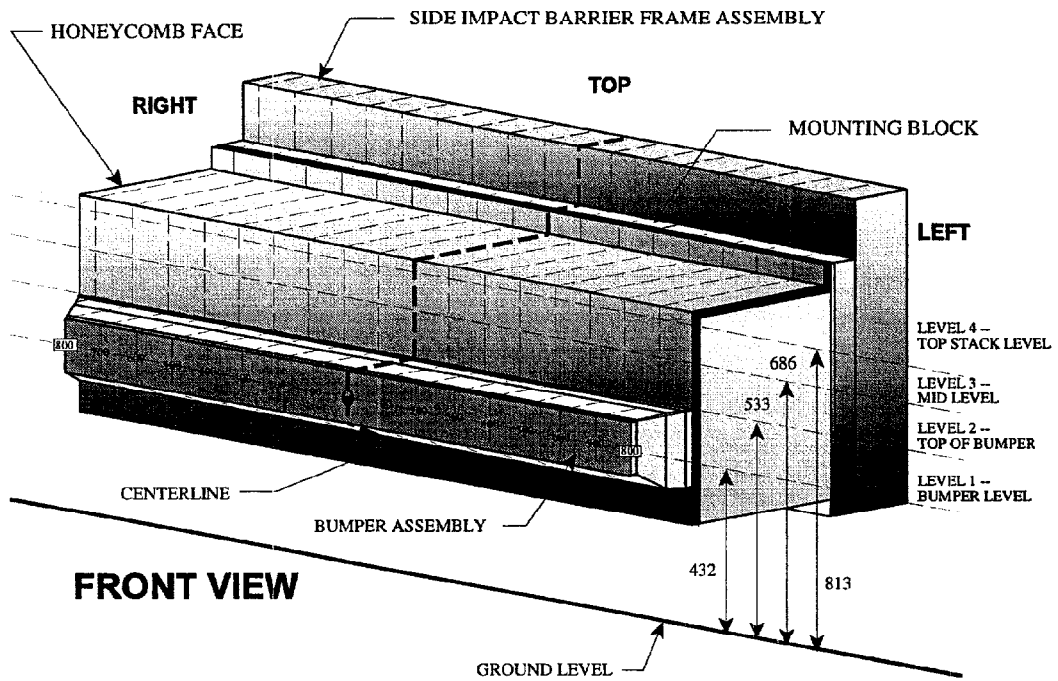
*Heights measured above ground level.

DATA SHEET 12 (continued)

EXTERIOR STATIC CRUSH FOR IMPACTOR FACE

Vehicle: 2001 Chrysler PT Cruiser

NHTSA No. MY0306



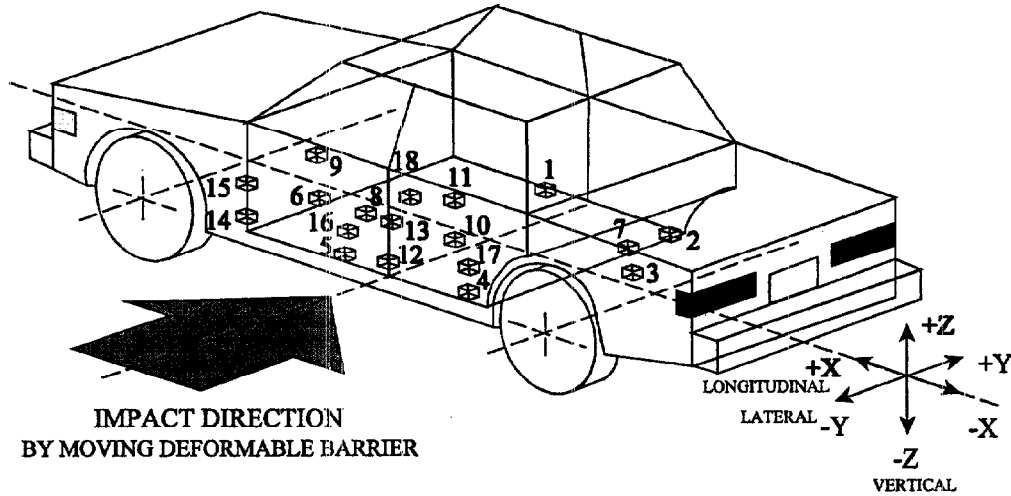
NOTE: Dimensions are shown in millimeters, mm

DATA SHEET 13

TEST VEHICLE ACCELEROMETER LOCATIONS AND DATA SUMMARY

Vehicle: 2001 Chrysler PT Cruiser

NHTSA No. MY0306



- 1-Right Side Sill @ Front Seat
- 2-Right Side Sill @ Rear Seat
- 3-Rear Floorpan Above Axle
- 4-Left Side Sill @ Rear Seat
- 5-Left Side Sill @ Front Seat
- 6-Left Front Door on Centerline
- 7-Right Rear Occupant Compartment
- 8-Midrear of Left Front Door
- 9-Left Front Door Upper Centerline

- 10-Midrear of Left Rear Door
- 11-Left Rear Door Upper Centerline
- 12-Left Lower B-Pillar
- 13-Left Middle B-Pillar
- 14-Left Lower A-Pillar
- 15-Left Middle A-Pillar
- 16-Front Seat Track
- 17-Rear Seat Track
- 18-Vehicle CG

DATA SHEET 13 (continued)

VEHICLE ACCELEROMETER LOCATIONS AND DATA SUMMARY

NHTSA No. MY0306

Vehicle: 2001 Chrysler PT Cruiser

Accel. No.	Location	Coordinates (mm)±3			Long. (x)		Lat. (y)		Vert. (z)		Resultant	
		X*	Y*	Z*	Max (g)	Time (msec)	Max (g)	Time (msec)	Max (g)	Time (msec)	Max (g)	Time (msec)
1	Right Side Sill at Front Seat	2493	675	325	pos. 4.0	25.3	pos. 36.9	6.6	4.9	34.9	37.0	6.7
					neg. -4.9	10.8	neg. -2.5	129.1	-11.9	11.1	-	-
2	Right Side Sill at Rear Seat	1572	650	351	pos. 3.4	58.6	pos. 23.2	12.4	8.2	32.6	25.5	12.5
					neg. -7.5	12.3	neg. -2.3	86.3	-7.8	13.7	-	-
3	Rear Floorpan Above Axle	892	0	497	pos. 2.6	59.2	pos. 25.3	17.5	10.4	13.0	27.4	17.5
					neg. -10.7	17.5	neg. -3.5	86.2	-3.7	30.0	-	-
4	Left Side Sill at Rear Seat	1697	-655	255	pos. -	-	pos. 35.1	12.3	-	-	-	-
					neg. -	-	neg. -6.9	16.0	-	-	-	-
5	Left Side Sill at Front Seat	2408	-652	255	pos. -	-	pos. 29.9	12.2	-	-	-	-
					neg. -	-	neg. -3.1	126.7	-	-	-	-
6	Left Front Door on Centerline	2383	-682	728	pos. -	-	pos. 125.1	8.0	-	-	-	-
					neg. -	-	neg. -80.3	18.0	-	-	-	-
7	Right Rear Occupant Compartment	1672	418	209	pos. -	-	pos. 26.1	11.8	-	-	-	-
					neg. -	-	neg. -3.2	183.0	-	-	-	-
8 †	Midrear of Left Front Door	2233	-682	717	pos. -	-	pos. -	-	-	-	-	-
					neg. -	-	neg. -	-	-	-	-	-
9	Left Front Door Upper Centerline	2347	-682	963	pos. -	-	pos. 292.0	17.0	-	-	-	-
					neg. -	-	neg. -169.6	24.0	-	-	-	-
10	Midrear of Left Rear Door	1487	-678	753	pos. -	-	pos. 155.5	15.7	-	-	-	-
					neg. -	-	neg. -150.2	21.3	-	-	-	-
11	Left Rear Door Upper Centerline	1477	-678	1004	pos. -	-	pos. 324.6	19.0	-	-	-	-
					neg. -	-	neg. -110.4	33.8	-	-	-	-

*Reference: X - Rear Bumper (+ Forward) Y - Vehicle Centerline (+ To Right) Z - Ground Level (+ Up)

**Accelerometer was not requested by COTR.

† Accelerometer removed at the manufacturer's request to prevent potential interference with side airbag deployment.

DATA SHEET 13 (continued)

VEHICLE ACCELEROMETER LOCATIONS AND DATA SUMMARY

NHTSA No. MY0306

Vehicle: 2001 Chrysler PT Cruiser

Accel. No.	Location	Coordinates (mm)±3			Long. (x)		Lat. (y)		Vert. (z)		Resultant	
		X*	Y*	Z*	Max (g)	Time (msec)	Max (g)	Time (msec)	Max (g)	Time (msec)	Max (g)	Time (msec)
12	Left Lower B-Pillar	1924	-634	490	pos. neg.	-	131.5 -32.0	4.1 12.0	-	-	-	-
13	Left Middle B-Pillar	1868	-654	837	pos. neg.	-	178.8 † -25.9 †	6.0 30.8	-	-	-	-
14	Left Lower A-Pillar	2905	-673	435	pos. neg.	-	152.6 -44.1	4.4 10.5	-	-	-	-
15	Left Middle A-Pillar	2826	-631	1010	pos. neg.	-	21.1 -1.9	6.4 117.3	-	-	-	-
16	Front Seat Track	2059	-500	367	pos. neg.	-	53.4 -10.2	6.0 16.2	-	-	-	-
17	Rear Seat Track	1041	-505	605	pos. neg.	-	52.5 -3.3	20.9 101.4	-	-	-	-
18	Vehicle CG	2304	-12	379	pos. neg.	6.8 -27.8	47.2 -15.6	9.8 16.6	34.1 -24.0	15.1 34.4	47.3 -	9.8 -

*Reference: X - Rear Bumper (+ Forward) Y - Vehicle Centerline (+ To Right) Z - Ground Level (+ Up)

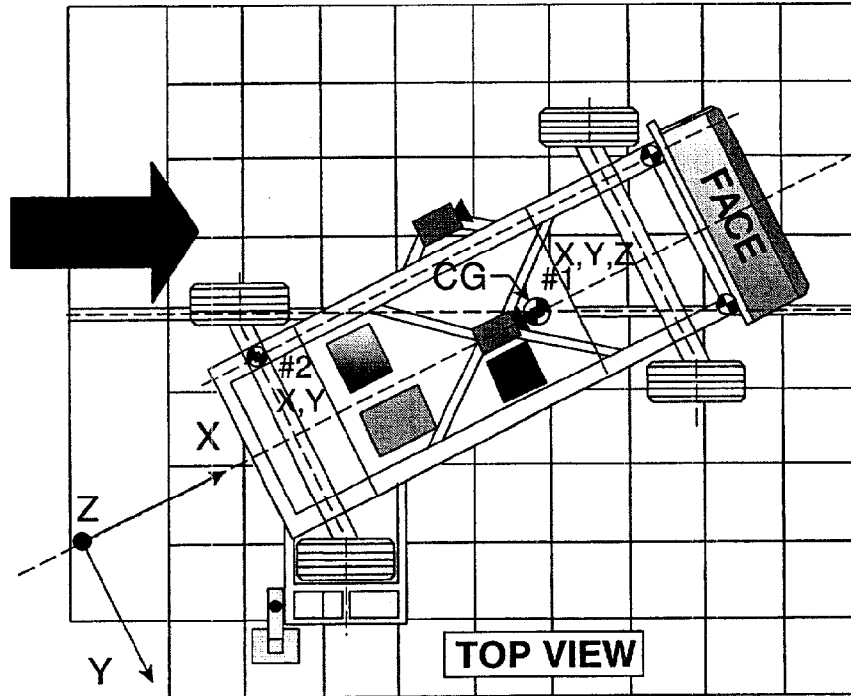
† Data clipped from 8 ms to 16 ms.

DATA SHEET 14

MDB ACCELEROMETER LOCATIONS AND DATA SUMMARY

Vehicle: 2001 Chrysler PT Cruiser

NHTSA No. MY0306



Accel. No.	Location	Coordinates (millimeters)			Pos. Direct.		Neg. Direct.	
		X*	Y*	Z*	Max (g)	Time (msec)	Max (g)	Time (msec)
1	MDB Center of Gravity							
	Longitudinal... X				1.6	108.7	-23.7	38.9
	Lateral..... Y	1859	0	330	0.4	65.3	-8.9	20.8
	Vertical..... Z				11.7	53.2	-18.1	19.7
	Resultant..... R				26.5	19.8	-	-
2	Rear Frame Member							
	Longitudinal... X	386	-660	660	2.4	91.8	-23.4	34.4
	Lateral..... Y				3.9	18.6	-1.8	67.6

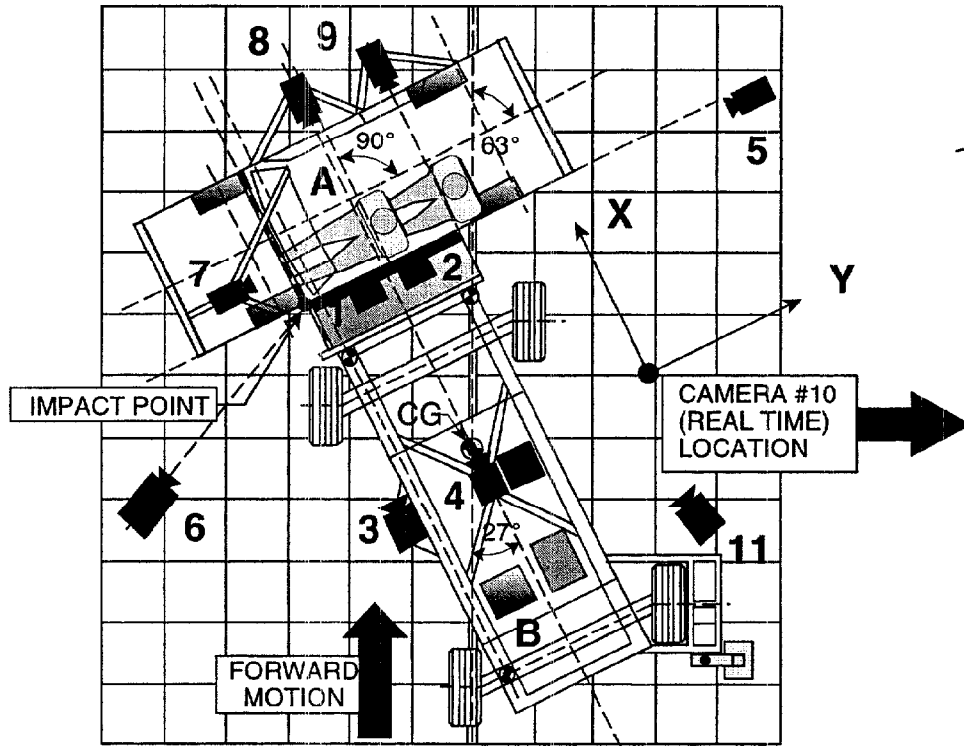
*Reference: X = Rear Bumper (+ Forward)
 Y = Vehicle Centerline (+ To Right)
 Z = Ground Level (+ Up)
 All measurements accurate to within ±3 mm.

DATA SHEET 15

HIGH SPEED CAMERA LOCATIONS AND DATA SUMMARY

Vehicle: 2001 Chrysler PT Cruiser

NHTSA No. MY0306



Camera No.	View	Coordinates (millimeters)			Angle (deg.)	Lens (mm)	Film Speed (fps)
		X*	Y*	Z*			
1	Overhead view of test vehicle	183	2489	4880	-90	8	990
2	Overhead closeup view of impact plane	457	2637	4880	-90	12.5	1010
3	MDB onboard closeup view of impact point	1470	0	847	0	13	1000
4	MDB onboard view of driver dummy	1140	838	1586	-17	7.5	1000
5	Right side ground level overall view	0	10681	1026	-3	25	1000
6	Left side ground level overall view	-1684	-1628	1029	-2	13	1000
7	Test vehicle onboard driver front view	518	-272	1332	-14	13	1000
8	Test vehicle onboard driver side view	1666	846	1072	-8	8	950
9	Test vehicle onboard passenger side view	1655	1636	1095	-10	8	1000
10	Real time film coverage of test	-	-	-	-	-	24
11	Secondary impact point view	-3696	5232	1080	-5	25	1050

* Reference (from point of impact); all measurements accurate to within ± 6 mm.

+X = Forward

+Y = To Right

+Z = Upward

SECTION 5

FUEL SYSTEM INTEGRITY

DATA SHEET 16

FMVSS 301 FUEL SYSTEM INTEGRITY DATA

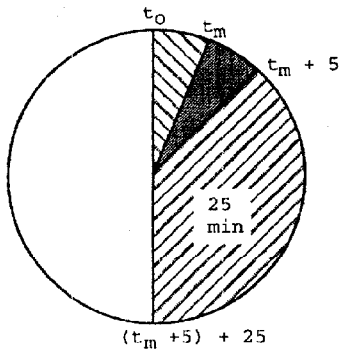
NHTSA No.: MY0306 TEST DATE: June 29, 2000

Vehicle Mfr./Make/Model : 2001 Chrysler PT Cruiser Special Purpose Vehicle

TEST VEHICLE IMPACT TYPE :

- Frontal (48.28 kph)
- Oblique (48.28 kph) with ° barrier face first
 contacting the side
 (driver/passenger)
- Rear Moving Barrier (48.28 kph)
- Lateral Moving Barrier (32.19 kph)
- X Side Impact Moving Deformable Barrier (62.0 kph)
 contacting the driver side side
 (driver/passenger)

FUEL SPILLAGE MEASUREMENT:



1. From impact until vehicle motion ceases
2. For five minute period after vehicle motion ceases
3. For next 25 minutes

ACTUAL	MAX ALLOWED
0 g	28 g
0 g	142 g
0 g	28 g/1 min.

SOLVENT SPILLAGE DETAILS :

None

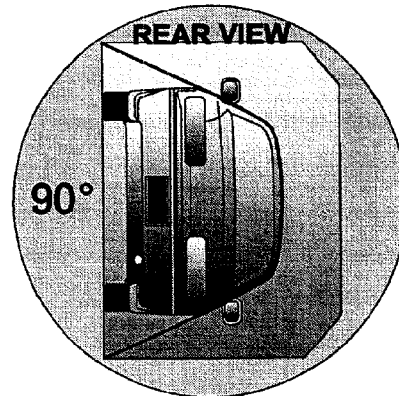
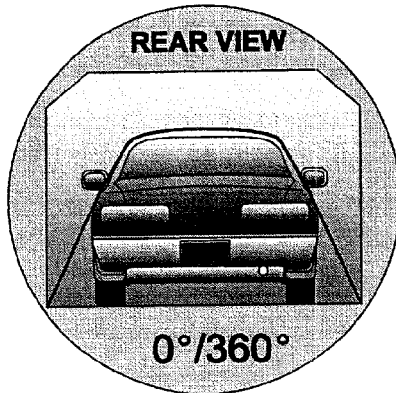
DATA SHEET 17

ROLLOVER DATA

Vehicle: 2001 Chrysler PT Cruiser

NHTSA No. MY0306

0 - 90 Degrees



I. DETERMINATION OF SOLVENT COLLECTION TIME PERIOD :

Rollover Fixture 90° Rotation Time (Spec. Range = 1 to 3 minutes)	<u>1</u> minutes <u>15</u> seconds
FMVSS 301 Position Hold Time +	<u>5</u> minutes <u>0</u> seconds
TOTAL	<u>6</u> minutes <u>15</u> seconds
Next whole minute interval	<u>7</u> minutes

II. FMVSS 301 REQUIREMENTS :

(1) Time Period

First 5 minutes FROM onset of rotation	6th min.	7th min.	8th min. (if required)
--	----------	----------	------------------------

(2) Maximum Allowable Solvent Spillage

142 g	28 g	28 g	28 g
-------	------	------	------

III. ACTUAL TEST VEHICLE SOLVENT SPILLAGE:

0 g	0 g	0 g	N/A
-----	-----	-----	-----

Note: Record spillage for whole minute intervals only as determined above.

IV. SOLVENT SPILLAGE LOCATION(S) :

None

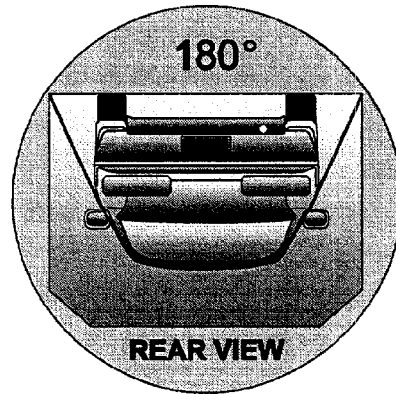
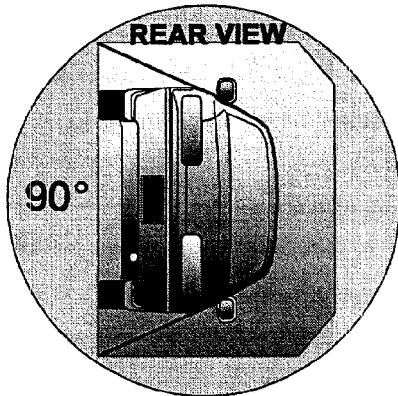
DATA SHEET 17 (continued)

ROLLOVER DATA

Vehicle: 2001 Chrysler PT Cruiser

NHTSA No. MY0306

90 - 180 Degrees



I. DETERMINATION OF SOLVENT COLLECTION TIME PERIOD :

Rollover Fixture 90° Rotation Time (Spec. Range = 1 to 3 minutes)	<u>1</u> minutes	<u>7</u> seconds
FMVSS 301 Position Hold Time +	<u>5</u> minutes	<u>0</u> seconds
TOTAL	<u>6</u> minutes	<u>7</u> seconds
Next whole minute interval	<u>7</u> minutes	

II. FMVSS 301 REQUIREMENTS :

(1) Time Period

First 5 minutes FROM onset of rotation	6th min.	7th min.	8th min. (if required)
--	----------	----------	------------------------

(2) Maximum Allowable Solvent Spillage

142 g	28 g	28 g	28 g
-------	------	------	------

III. ACTUAL TEST VEHICLE SOLVENT SPILLAGE:

0 g	0 g	0 g	N/A
-----	-----	-----	-----

Note: Record spillage for whole minute intervals only as determined above.

IV. SOLVENT SPILLAGE LOCATION(S) :

None

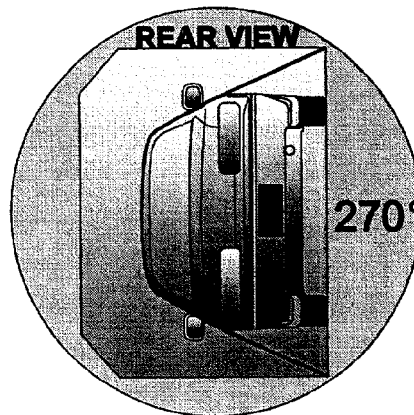
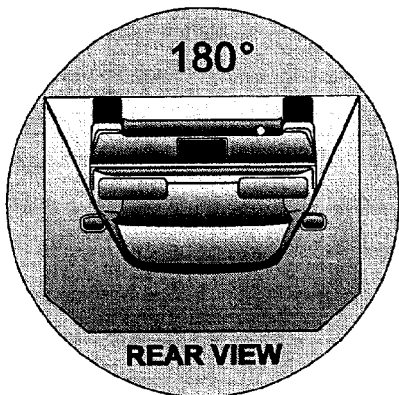
DATA SHEET 17 (continued)

ROLLOVER DATA

Vehicle: 2001 Chrysler PT Cruiser

NHTSA No. MY0306

180 - 270 Degrees



I. DETERMINATION OF SOLVENT COLLECTION TIME PERIOD :

Rollover Fixture 90° Rotation Time (Spec. Range = 1 to 3 minutes)	1	minutes	9	seconds
FMVSS 301 Position Hold Time +	5	minutes	0	seconds
TOTAL	6	minutes	9	seconds
Next whole minute interval	7	minutes		

II. FMVSS 301 REQUIREMENTS :

(1) Time Period

First 5 minutes FROM onset of rotation	6th min.	7th min.	8th min. (if required)
--	----------	----------	------------------------

(2) Maximum Allowable Solvent Spillage

142 g	28 g	28 g	28 g
-------	------	------	------

III. ACTUAL TEST VEHICLE SOLVENT SPILLAGE:

0 g	0 g	0 g	N/A
-----	-----	-----	-----

Note: Record spillage for whole minute intervals only as determined above.

IV. SOLVENT SPILLAGE LOCATION(S) :

None

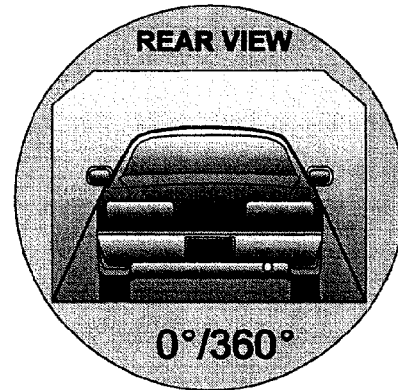
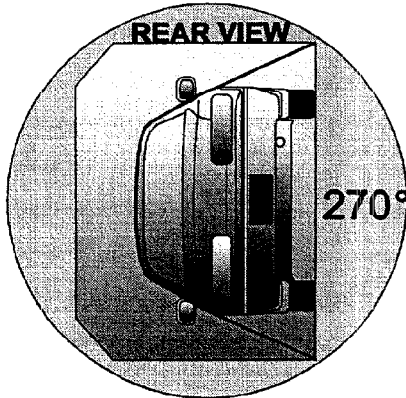
DATA SHEET 17 (continued)

ROLLOVER DATA

Vehicle: 2001 Chrysler PT Cruiser

NHTSA No. MY0306

270 - 360 Degrees



I. DETERMINATION OF SOLVENT COLLECTION TIME PERIOD :

Rollover Fixture 90° Rotation Time (Spec. Range = 1 to 3 minutes)	<u>1</u> minutes	<u>4</u> seconds
FMVSS 301 Position Hold Time +	<u>5</u> minutes	<u>0</u> seconds
TOTAL	<u>6</u> minutes	<u>4</u> seconds
Next whole minute interval	<u>7</u> minutes	

II. FMVSS 301 REQUIREMENTS :

(1) Time Period

First 5 minutes FROM onset of rotation	6th min.	7th min.	8th min. (if required)
--	----------	----------	------------------------

(2) Maximum Allowable Solvent Spillage

142 g	28 g	28 g	28 g
-------	------	------	------

III. ACTUAL TEST VEHICLE SOLVENT SPILLAGE:

0 g	0 g	0 g	N/A
-----	-----	-----	-----

Note: Record spillage for whole minute intervals only as determined above.

IV. SOLVENT SPILLAGE LOCATION(S) :

None

APPENDIX A

PHOTOGRAPHS

TABLE OF PHOTOGRAPHS

<u>Figure</u>	<u>Photograph Title</u>	<u>Page</u>
Figure A- 1	PRE-TEST FRONTAL VIEW OF TEST VEHICLE	A- 3
Figure A- 2	POST-TEST FRONTAL VIEW OF TEST VEHICLE	A- 4
Figure A- 3	PRE-TEST REAR VIEW OF TEST VEHICLE	A- 5
Figure A- 4	POST-TEST REAR VIEW OF TEST VEHICLE	A- 6
Figure A- 5	PRE-TEST IMPACTED SIDE VIEW OF TEST VEHICLE	A- 7
Figure A- 6	POST-TEST IMPACTED SIDE VIEW OF TEST VEHICLE	A- 8
Figure A- 7	PRE-TEST FRONTAL VIEW OF IMPACTOR FACE	A- 9
Figure A- 8	POST-TEST FRONTAL VIEW OF IMPACTOR FACE	A- 10
Figure A- 9	PRE-TEST LEFT SIDE VIEW OF IMPACTOR FACE	A- 11
Figure A- 10	POST-TEST LEFT SIDE VIEW OF IMPACTOR FACE	A- 12
Figure A- 11	PRE-TEST RIGHT SIDE VIEW OF IMPACTOR FACE	A- 13
Figure A- 12	POST-TEST RIGHT SIDE VIEW OF IMPACTOR FACE	A- 14
Figure A- 13	PRE-TEST TOP VIEW OF IMPACTOR FACE	A- 15
Figure A- 14	POST-TEST TOP VIEW OF IMPACTOR FACE	A- 16
Figure A- 15	PRE-TEST OVERHEAD VIEW OF ALIGNED MDB AND VEHICLE	A- 17
Figure A- 16	POST-TEST OVERHEAD VIEW OF MDB AND VEHICLE	A- 18
Figure A- 17	PRE-TEST RIGHT OCCUPANT COMPARTMENT VIEW OF FRONT SID	A- 19
Figure A- 18	POST-TEST RIGHT OCCUPANT COMPARTMENT VIEW OF FRONT SID	A- 20
Figure A- 19	PRE-TEST RIGHT OCCUPANT COMPARTMENT VIEW OF REAR SID	A- 21
Figure A- 20	POST-TEST RIGHT OCCUPANT COMPARTMENT VIEW OF REAR SID	A- 22
Figure A- 21	PRE-TEST LEFT OCCUPANT COMPARTMENT VIEW OF FRONT SID	A- 23
Figure A- 22	POST-TEST LEFT OCCUPANT COMPARTMENT VIEW OF FRONT SID	A- 24
Figure A- 23	PRE-TEST LEFT OCCUPANT COMPARTMENT VIEW OF REAR SID	A- 25
Figure A- 24	POST-TEST LEFT OCCUPANT COMPARTMENT VIEW OF REAR SID	A- 26
Figure A- 25	PRE-TEST INTERIOR OF FRONT DOOR	A- 27
Figure A- 26	POST-TEST INTERIOR OF FRONT DOOR SHOWING SID IMPACT LOCATIONS	A- 28
Figure A- 27	PRE-TEST INTERIOR OF REAR DOOR	A- 29
Figure A- 28	POST-TEST INTERIOR OF REAR DOOR SHOWING SID IMPACT LOCATIONS	A- 30
Figure A- 29	PRE-TEST LEFT SIDE VIEW OF MDB WITH IMPACTOR FACE IN POSITION	A- 31
Figure A- 30	PRE-TEST RIGHT SIDE VIEW OF MDB WITH IMPACTOR FACE IN POSITION	A- 32
Figure A- 31	POST-TEST CLOSE-UP VIEW OF IMPACT POINT TARGET	A- 33
Figure A- 32	CLOSE-UP VIEW OF VEHICLE'S CERTIFICATION LABEL	A- 34
Figure A- 33	CLOSE-UP VIEW OF VEHICLE'S TIRE PLACARD LABEL	A- 35
Figure A- 34	IMPACT PHOTO	A- 36
Figure A- 35	ROLLOVER 90 DEGREES	A- 37
Figure A- 36	ROLLOVER 180 DEGREES	A- 38
Figure A- 37	ROLLOVER 270 DEGREES	A- 39
Figure A- 38	ROLLOVER 360 DEGREES	A- 40




Figure A-1: PRE-TEST FRONTAL VIEW OF TEST VEHICLE

MY0306



Figure A-2: POST-TEST FRONTAL VIEW OF TEST VEHICLE




Figure A-3: PRE-TEST REAR VIEW OF TEST VEHICLE



Figure A-4: POST-TEST REAR VIEW OF TEST VEHICLE




Figure A-5: PRE-TEST IMPACTED SIDE VIEW OF TEST VEHICLE

MY0306

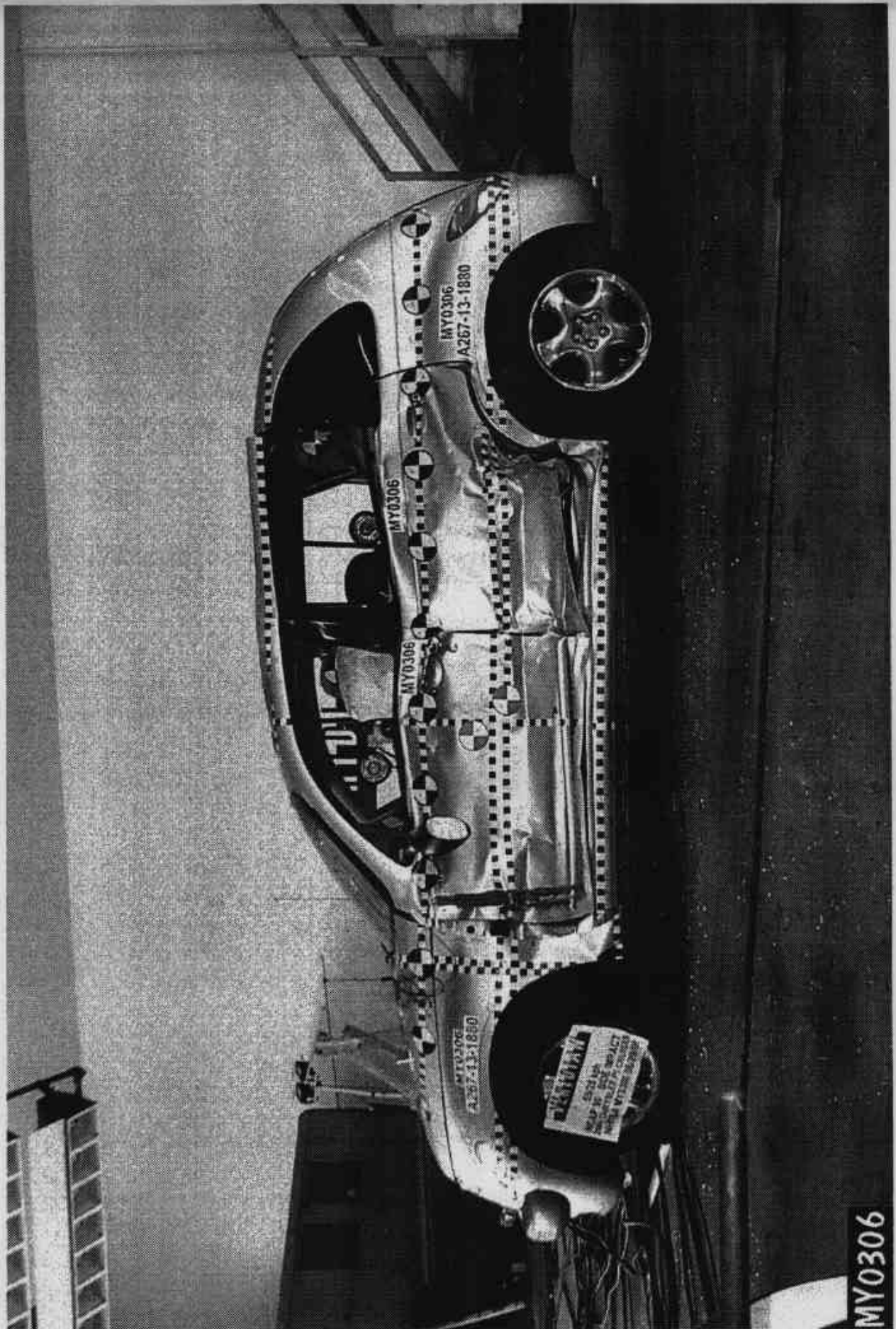


Figure A-6: POST-TEST IMPACTED SIDE VIEW OF TEST VEHICLE




Figure A-7: PRE-TEST FRONTAL VIEW OF IMPACTOR FACE

MY0306




Figure A-8: POST-TEST FRONTAL VIEW OF IMPACTOR FACE

MY0306



Figure A-9: PRE-TEST LEFT SIDE VIEW OF IMPACTOR FACE




Figure A-10: POST-TEST LEFT SIDE VIEW OF IMPACTOR FACE



Figure A-11: PRE-TEST RIGHT SIDE VIEW OF IMPACTOR FACE

MY0306




Figure A-12: POST-TEST RIGHT SIDE VIEW OF IMPACTOR FACE

MY0306




Figure A-13: PRE-TEST TOP VIEW OF IMPACTOR FACE




Figure A-14: POST-TEST TOP VIEW OF IMPACTOR FACE




Figure A-15: PRE-TEST OVERHEAD VIEW OF ALIGNED MDB AND VEHICLE



Figure A-16: POST-TEST OVERHEAD VIEW OF MDB AND VEHICLE



Figure A-17: PRE-TEST RIGHT OCCUPANT COMPARTMENT VIEW OF FRONT SID



Figure A-19: PRE-TEST RIGHT OCCUPANT COMPARTMENT VIEW OF REAR SID



Figure A-20: POST-TEST RIGHT OCCUPANT COMPARTMENT VIEW OF REAR SID

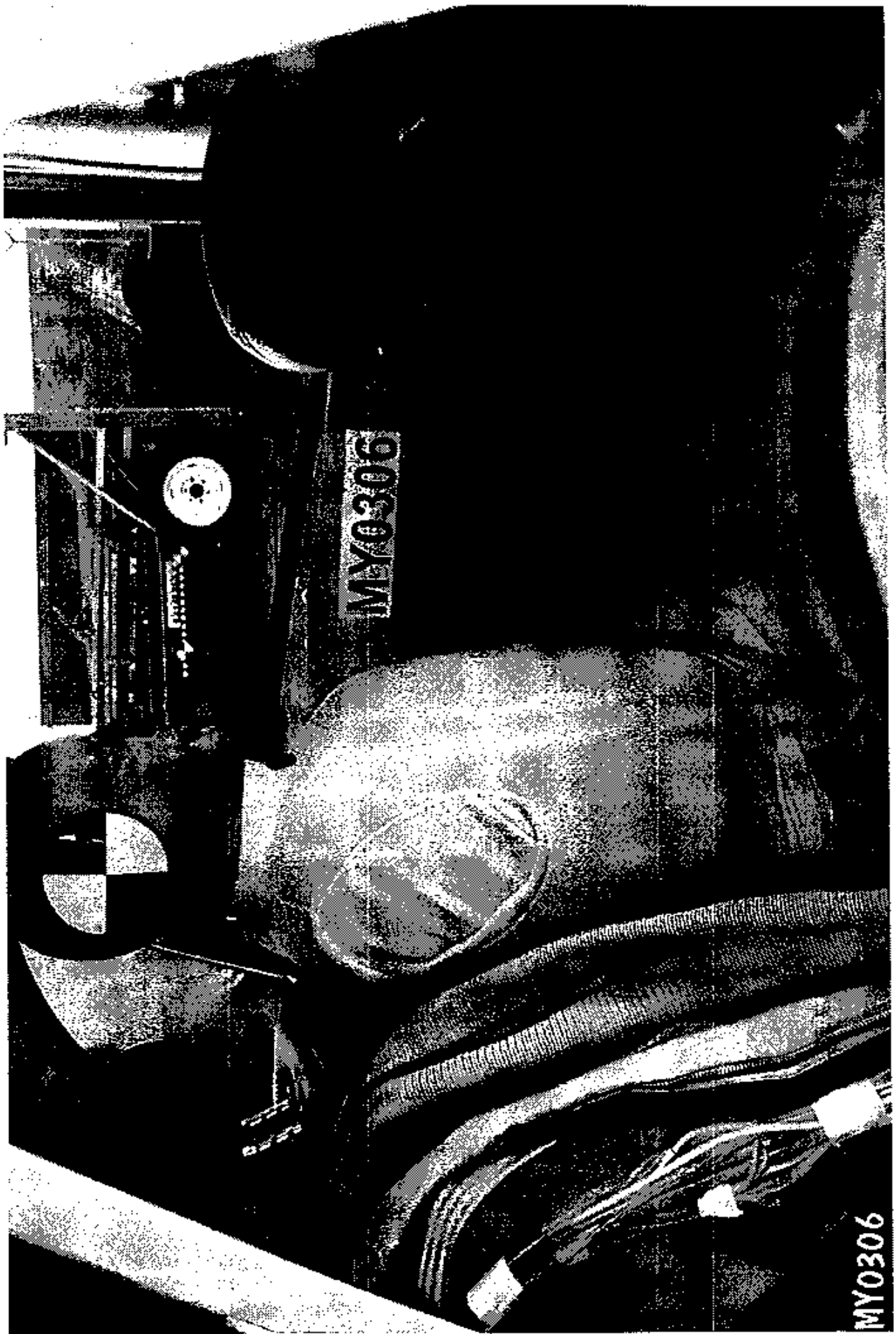


Figure A-20: POST-TEST RIGHT OCCUPANT COMPARTMENT VIEW OF REAR SID




Figure A-21: PRE-TEST LEFT OCCUPANT COMPARTMENT VIEW OF FRONT SID



Figure A-22: POST-TEST LEFT OCCUPANT COMPARTMENT VIEW OF FRONT SID




Figure A-23: PRE-TEST LEFT OCCUPANT COMPARTMENT VIEW OF REAR SID




Figure A-24: POST-TEST LEFT OCCUPANT COMPARTMENT VIEW OF REAR SID



Figure A-25: PRE-TEST INTERIOR OF FRONT DOOR

MY0306

MY0306



Figure A-26: POST-TEST INTERIOR OF FRONT DOOR SHOWING SID IMPACT LOCATIONS

MY0306




Figure A-27: PRE-TEST INTERIOR OF REAR DOOR

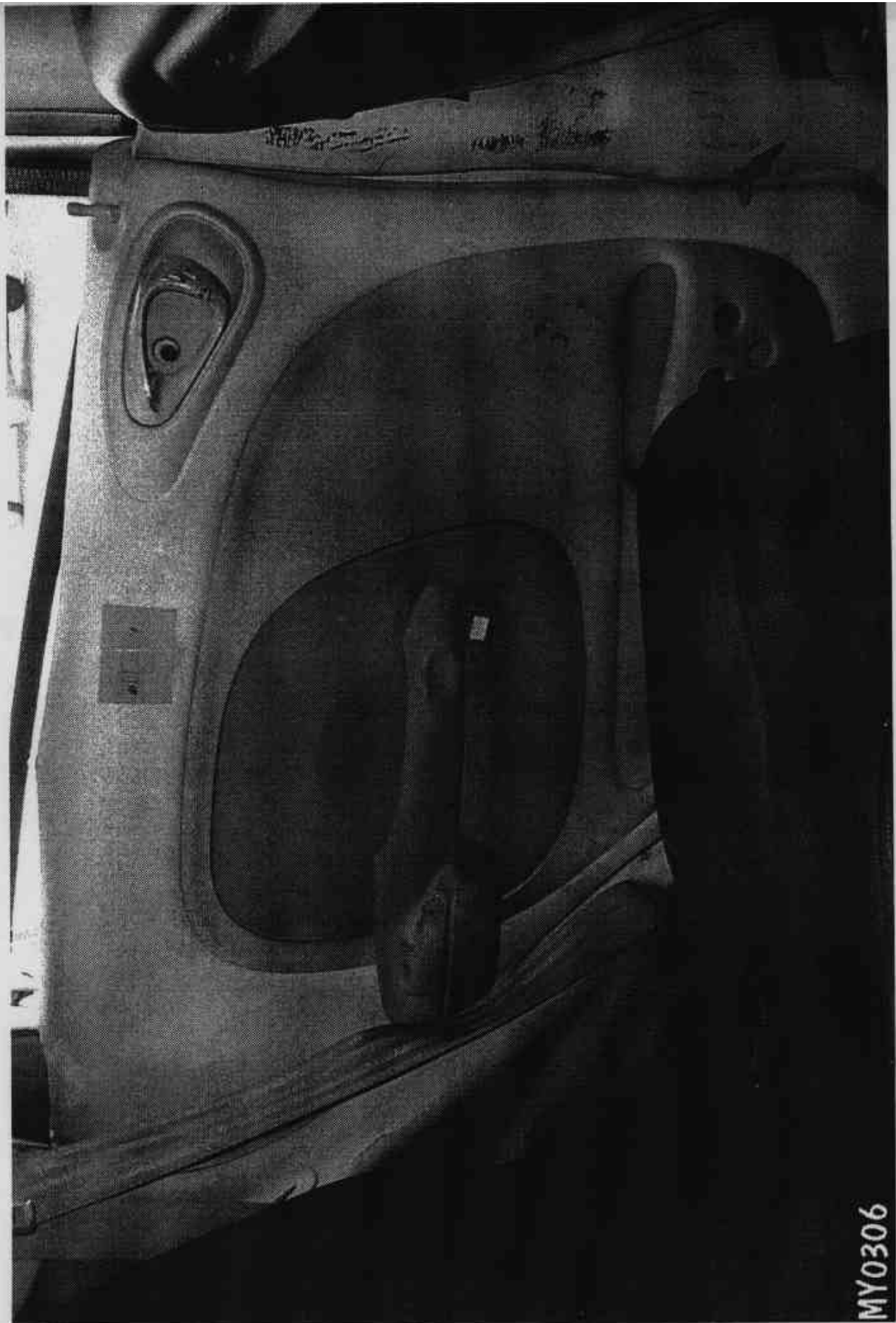


Figure A-28: POST-TEST INTERIOR OF REAR DOOR SHOWING SID IMPACT LOCATIONS

MY0306




Figure A-29: PRE-TEST LEFT SIDE VIEW OF MDB WITH IMPACTOR FACE IN POSITION




Figure A-30: PRE-TEST RIGHT SIDE VIEW OF MDB WITH IMPACTOR FACE IN POSITION

MY0306




Figure A-31: POST-TEST CLOSE-UP VIEW OF IMPACT POINT TARGET

642

MY0306

DAIMLERCHRYSLER
CORPORATION

DATE OF MFR
5-00

GWR

1917 KG(04225 LB)

GWR FRONT

WITH TIRES

RIMS AT

COLD

P195/65R15

15X6

234 KPA(34 PSI)

GWR REAR

WITH TIRES

RIMS AT

COLD

P195/65R15

15X6


234 KPA(34 PSI)

THIS VEHICLE CONFORMS TO ALL APPLICABLE FEDERAL MOTOR VEHICLE SAFETY AND THEFT
PREVENTION STANDARDS IN EFFECT ON THE DATE OF MANUFACTURE SHOWN ABOVE.

VIN: 3D8FY4B391T297457

MPV

SINGLE X DUAL



MDH:

052922 395A8 PNT:PS2

VEHICLE MADE IN MEXICO

TRANS:GLFL 4548507

MY0306

Figure A-32: CLOSE-UP VIEW OF VEHICLE'S CERTIFICATION LABEL


	VEHICLE CAPACITY OR LESS
1st SEAT	2 PASS.
2nd SEAT	3 PASS.
LUGGAGE	115 LBS-52 kg
TOTAL	5 PASS.
TOTAL WEIGHT	865 LBS-392 kg
TIRE PRESSURE COLD	34 PSI 240 kPa
RECOMMENDED TIRE SIZES	
P195/65R15 STANDARD LOAD	
P205/55R16 STANDARD LOAD	
SEE OWNERS MANUAL FOR ADDITIONAL DATA	
PRINTED IN USA	04656 432AC

Figure A-33: CLOSE-UP VIEW OF VEHICLE'S TIRE PLACARD LABEL

MY0306




Figure A-34: IMPACT PHOTO




Figure A-35: ROLLOVER 90 DEGREES

MY0306

3278 1271
NICAR 99 - 92E - 06PAC18
2001 CANTONER PR CANTONER
11111 SA BRONCO 06/06/06

McMILLAN

MY0306
AZ67-13-1880

MY0306
AZ67-13-1880




Figure A-36: ROLLOVER 180 DEGREES




Figure A-37: ROLLOVER 270 DEGREES

MY0306



Figure A-38: ROLLOVER 360 DEGREES

APPENDIX B

VEHICLE, MDB AND SID RESPONSE DATA

TABLE OF DATA PLOTS

DRIVER AND PASSENGER DUMMY INSTRUMENTATION PLOTS ACCELERATION DATA - FILTER CLASS 1000, LOWER SPINE - FILTER CLASS 180 INTEGRATION DATA - FILTER CLASS 180

<u>Plot No.</u>	<u>Data Plot Title</u>	<u>Page</u>
1	DRIVER HEAD (X) ACCELERATION VS TIME	B- 6
2	DRIVER HEAD (X) VELOCITY VS TIME	B- 7
3	DRIVER HEAD (Y) ACCELERATION VS TIME	B- 8
4	DRIVER HEAD (Y) VELOCITY VS TIME	B- 9
5	DRIVER HEAD (Z) ACCELERATION VS TIME	B- 10
6	DRIVER HEAD (Z) VELOCITY VS TIME	B- 11
7	DRIVER HEAD RESULTANT ACCELERATION VS TIME	B- 12
8	DRIVER UPPER RIB (Y) ACCELERATION VS TIME	B- 13
9	DRIVER UPPER RIB (Y) VELOCITY VS TIME	B- 14
10	DRIVER LOWER RIB (Y) ACCELERATION VS TIME	B- 15
11	DRIVER LOWER RIB (Y) VELOCITY VS TIME	B- 16
12	DRIVER LOWER SPINE (Y) ACCELERATION VS TIME	B- 17
13	DRIVER LOWER SPINE (Y) VELOCITY VS TIME	B- 18
14	DRIVER PELVIC (Y) ACCELERATION VS TIME	B- 19
15	DRIVER PELVIC (Y) VELOCITY VS TIME	B- 20
16	PASSENGER HEAD (X) ACCELERATION VS TIME	B- 21
17	PASSENGER HEAD (X) VELOCITY VS TIME	B- 22
18	PASSENGER HEAD (Y) ACCELERATION VS TIME	B- 23
19	PASSENGER HEAD (Y) VELOCITY VS TIME	B- 24
20	PASSENGER HEAD (Z) ACCELERATION VS TIME	B- 25
21	PASSENGER HEAD (Z) VELOCITY VS TIME	B- 26
22	PASSENGER HEAD RESULTANT ACCELERATION VS TIME	B- 27
23	PASSENGER UPPER RIB (Y) ACCELERATION VS TIME	B- 28
24	PASSENGER UPPER RIB (Y) VELOCITY VS TIME	B- 29
25	PASSENGER LOWER RIB (Y) ACCELERATION VS TIME	B- 30
26	PASSENGER LOWER RIB (Y) VELOCITY VS TIME	B- 31
27	PASSENGER LOWER SPINE (Y) ACCELERATION VS TIME	B- 32
28	PASSENGER LOWER SPINE (Y) VELOCITY VS TIME	B- 33
29	PASSENGER PELVIC (Y) ACCELERATION VS TIME	B- 34
30	PASSENGER PELVIC (Y) VELOCITY VS TIME	B- 35

DRIVER & PASSENGER DUMMY INSTRUMENTATION PLOTS ACCELERATION DATA - FIR FILTERED

<u>Plot No.</u>	<u>Data Plot Title</u>	<u>Page</u>
31	DRIVER UPPER RIB (Y) ACCELERATION VS TIME	B- 36
32	DRIVER LOWER RIB (Y) ACCELERATION VS TIME	B- 37
33	DRIVER LOWER SPINE (Y) ACCELERATION VS TIME	B- 38
34	DRIVER PELVIC (Y) ACCELERATION VS TIME	B- 39
35	PASSENGER UPPER RIB (Y) ACCELERATION VS TIME	B- 40
36	PASSENGER LOWER RIB (Y) ACCELERATION VS TIME	B- 41
37	PASSENGER LOWER SPINE (Y) ACCELERATION VS TIME	B- 42
38	PASSENGER PELVIC (Y) ACCELERATION VS TIME	B- 43

TEST VEHICLE INSTRUMENTATION PLOTS
ACCELERATION DATA - FILTER CLASS 60
INTEGRATION DATA - FILTER CLASS 180

<u>Plot No.</u>	<u>Data Plot Title</u>	<u>Page</u>
39	RIGHT SIDE SILL AT FRONT SEAT (X) ACCELERATION VS TIME	B- 44
40	RIGHT SIDE SILL AT FRONT SEAT (X) VELOCITY VS TIME	B- 45
41	RIGHT SIDE SILL AT FRONT SEAT (Y) ACCELERATION VS TIME	B- 46
42	RIGHT SIDE SILL AT FRONT SEAT (Y) VELOCITY VS TIME	B- 47
43	RIGHT SIDE SILL AT FRONT SEAT (Z) ACCELERATION VS TIME	B- 48
44	RIGHT SIDE SILL AT FRONT SEAT (Z) VELOCITY VS TIME	B- 49
45	RIGHT SIDE SILL AT FRONT SEAT RESULTANT ACCELERATION VS TIME	B- 50
46	RIGHT SIDE SILL AT REAR SEAT (X) ACCELERATION VS TIME	B- 51
47	RIGHT SIDE SILL AT REAR SEAT (X) VELOCITY VS TIME	B- 52
48	RIGHT SIDE SILL AT REAR SEAT (Y) ACCELERATION VS TIME	B- 53
49	RIGHT SIDE SILL AT REAR SEAT (Y) VELOCITY VS TIME	B- 54
50	RIGHT SIDE SILL AT REAR SEAT (Z) ACCELERATION VS TIME	B- 55
51	RIGHT SIDE SILL AT REAR SEAT (Z) VELOCITY VS TIME	B- 56
52	RIGHT SIDE SILL AT REAR SEAT RESULTANT ACCELERATION VS TIME	B- 57
53	REAR FLOORPAN ABOVE AXLE (X) ACCELERATION VS TIME	B- 58
54	REAR FLOORPAN ABOVE AXLE (X) VELOCITY VS TIME	B- 59
55	REAR FLOORPAN ABOVE AXLE (Y) ACCELERATION VS TIME	B- 60
56	REAR FLOORPAN ABOVE AXLE (Y) VELOCITY VS TIME	B- 61
57	REAR FLOORPAN ABOVE AXLE (Z) ACCELERATION VS TIME	B- 62
58	REAR FLOORPAN ABOVE AXLE (Z) VELOCITY VS TIME	B- 63
59	REAR FLOORPAN ABOVE AXLE RESULTANT ACCELERATION VS TIME	B- 64
60	LEFT SIDE SILL AT REAR SEAT (Y) ACCELERATION VS TIME	B- 65
61	LEFT SIDE SILL AT REAR SEAT (Y) VELOCITY VS TIME	B- 66
62	LEFT SIDE SILL AT FRONT SEAT (Y) ACCELERATION VS TIME	B- 67
63	LEFT SIDE SILL AT FRONT SEAT (Y) VELOCITY VS TIME	B- 68
64	LEFT FRONT DOOR ON CENTERLINE (Y) ACCELERATION VS TIME	B- 69
65	LEFT FRONT DOOR ON CENTERLINE (Y) VELOCITY VS TIME	B- 70
66	RIGHT REAR OCCUPANT COMPARTMENT (Y) ACCELERATION VS TIME	B- 71
67	RIGHT REAR OCCUPANT COMPARTMENT (Y) VELOCITY VS TIME	B- 72
68	LEFT FRONT DOOR UPPER CENTERLINE (Y) ACCELERATION VS TIME	B- 73
69	LEFT FRONT DOOR UPPER CENTERLINE (Y) VELOCITY VS TIME	B- 74
70	MID REAR OF LEFT REAR DOOR (Y) ACCELERATION VS TIME	B- 75
71	MID REAR OF LEFT REAR DOOR (Y) VELOCITY VS TIME	B- 76
72	LEFT REAR DOOR UPPER CENTERLINE (Y) ACCELERATION VS TIME	B- 77
73	LEFT REAR DOOR UPPER CENTERLINE (Y) VELOCITY VS TIME	B- 78
74	LOWER B-POST (Y) ACCELERATION VS TIME	B- 79
75	LOWER B-POST (Y) VELOCITY VS TIME	B- 80
76	UPPER B-POST (Y) ACCELERATION VS TIME	B- 81
77	UPPER B-POST (Y) VELOCITY VS TIME	B- 82
78	LOWER A-POST (Y) ACCELERATION VS TIME	B- 83

TEST VEHICLE INSTRUMENTATION PLOTS
ACCELERATION DATA - FILTER CLASS 60
INTEGRATION DATA - FILTER CLASS 180

<u>Plot No.</u>	<u>Data Plot Title</u>	<u>Page</u>
79	LOWER A-POST (Y) VELOCITY VS TIME	B- 84
80	UPPER A-POST (Y) ACCELERATION VS TIME	B- 85
81	UPPER A-POST (Y) VELOCITY VS TIME	B- 86
82	FRONT SEAT TRACK (Y) ACCELERATION VS TIME	B- 87
83	FRONT SEAT TRACK (Y) VELOCITY VS TIME	B- 88
84	REAR SEAT TRACK (Y) ACCELERATION VS TIME	B- 89
85	REAR SEAT TRACK (Y) VELOCITY VS TIME	B- 90
86	VEHICLE CENTER OF GRAVITY (X) ACCELERATION VS TIME	B- 91
87	VEHICLE CENTER OF GRAVITY (X) VELOCITY VS TIME	B- 92
88	VEHICLE CENTER OF GRAVITY (Y) ACCELERATION VS TIME	B- 93
89	VEHICLE CENTER OF GRAVITY (Y) VELOCITY ACCELERATION VS TIME	B- 94
90	VEHICLE CENTER OF GRAVITY (Z) ACCELERATION VS TIME	B- 95
91	VEHICLE CENTER OF GRAVITY (Z) VELOCITY VS TIME	B- 96
92	VEHICLE CENTER OF GRAVITY RESULTANT ACCELERATION VS TIME	B- 97

MDB INSTRUMENTATION PLOTS
ACCELERATION DATA - FILTER CLASS 60
INTEGRATION DATA - FILTER CLASS 180

<u>Plot No.</u>	<u>Data Plot Title</u>	<u>Page</u>
93	MDB CENTER OF GRAVITY (X) ACCELERATION VS TIME	B- 98
94	MDB CENTER OF GRAVITY (X) VELOCITY VS TIME	B- 99
95	MDB CENTER OF GRAVITY (Y) ACCELERATION VS TIME	B- 100
96	MDB CENTER OF GRAVITY (Y) VELOCITY VS TIME	B- 101
97	MDB CENTER OF GRAVITY (Z) ACCELERATION VS TIME	B- 102
98	MDB CENTER OF GRAVITY (Z) VELOCITY VS TIME	B- 103
99	MDB CENTER OF GRAVITY RESULTANT ACCELERATION VS TIME	B- 104
100	MDB REAR (X) ACCELERATION VS TIME	B- 105
101	MDB REAR (X) VELOCITY VS TIME	B- 106
102	MDB REAR (Y) ACCELERATION VS TIME	B- 107
103	MDB REAR (Y) VELOCITY VS TIME	B- 108

**DRIVER & PASSENGER DUMMY INSTRUMENTATION PLOTS (REDUNDANT)
ACCELERATION DATA - FILTER CLASS 1000, LOWER SPINE - FILTER CLASS 180
INTEGRATION DATA - FILTER CLASS 180**

<u>Plot No.</u>	<u>Data Plot Title</u>	<u>Page</u>
104	DRIVER UPPER RIB (Y) ACCELERATION VS TIME	B- 109
105	DRIVER UPPER RIB (Y) VELOCITY VS TIME	B- 110
106	DRIVER LOWER RIB (Y) ACCELERATION VS TIME	B- 111
107	DRIVER LOWER RIB (Y) VELOCITY VS TIME	B- 112
108	DRIVER LOWER SPINE (Y) ACCELERATION VS TIME	B- 113
109	DRIVER LOWER SPINE (Y) VELOCITY VS TIME	B- 114
110	DRIVER PELVIC (Y) ACCELERATION VS TIME	B- 115
111	DRIVER PELVIC (Y) VELOCITY VS TIME	B- 116
112	PASSENGER UPPER RIB (Y) ACCELERATION VS TIME	B- 117
113	PASSENGER UPPER RIB (Y) VELOCITY VS TIME	B- 118
114	PASSENGER LOWER RIB (Y) ACCELERATION VS TIME	B- 119
115	PASSENGER LOWER RIB (Y) VELOCITY VS TIME	B- 120
116	PASSENGER LOWER SPINE (Y) ACCELERATION VS TIME	B- 121
117	PASSENGER LOWER SPINE (Y) VELOCITY VS TIME	B- 122
118	PASSENGER PELVIC (Y) ACCELERATION VS TIME	B- 123
119	PASSENGER PELVIC (Y) VELOCITY VS TIME	B- 124

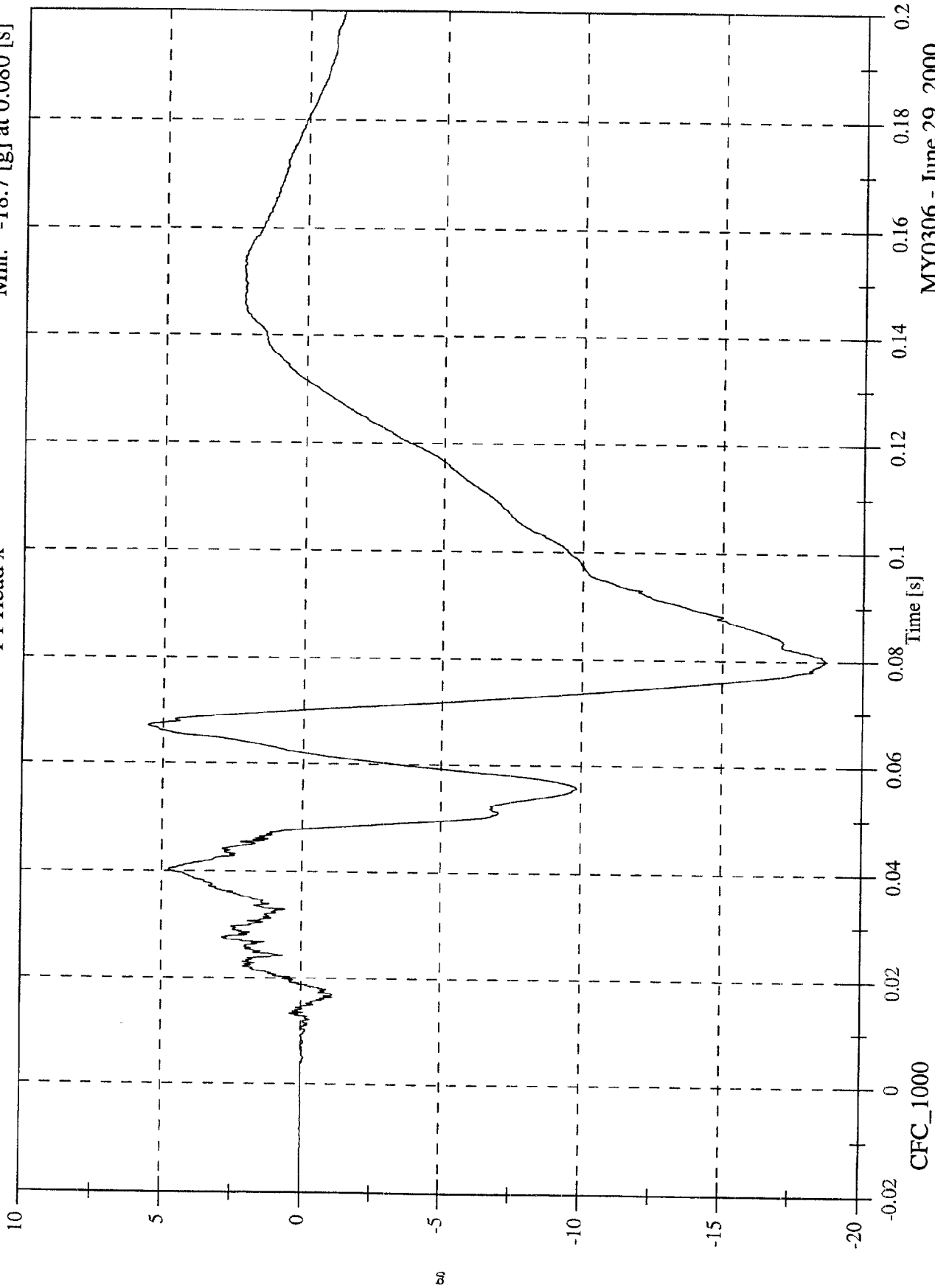
**DRIVER & PASSENGER DUMMY INSTRUMENTATION PLOTS (REDUNDANT)
ACCELERATION DATA - FIR FILTERED**

<u>Plot No.</u>	<u>Data Plot Title</u>	<u>Page</u>
120	DRIVER UPPER RIB (Y) ACCELERATION VS TIME	B- 125
121	DRIVER LOWER RIB (Y) ACCELERATION VS TIME	B- 126
122	DRIVER LOWER SPINE (Y) ACCELERATION VS TIME	B- 127
123	DRIVER PELVIC (Y) ACCELERATION VS TIME	B- 128
124	PASSENGER UPPER RIB (Y) ACCELERATION VS TIME	B- 129
125	PASSENGER LOWER RIB (Y) ACCELERATION VS TIME	B- 130
126	PASSENGER LOWER SPINE (Y) ACCELERATION VS TIME	B- 131
127	PASSENGER PELVIC (Y) ACCELERATION VS TIME	B- 132

SNCAP Test #8 - 2001 Chrysler PT Cruiser

P1 Head x

Max: 5.6 [g] at 0.067 [s]
Min: -18.7 [g] at 0.080 [s]

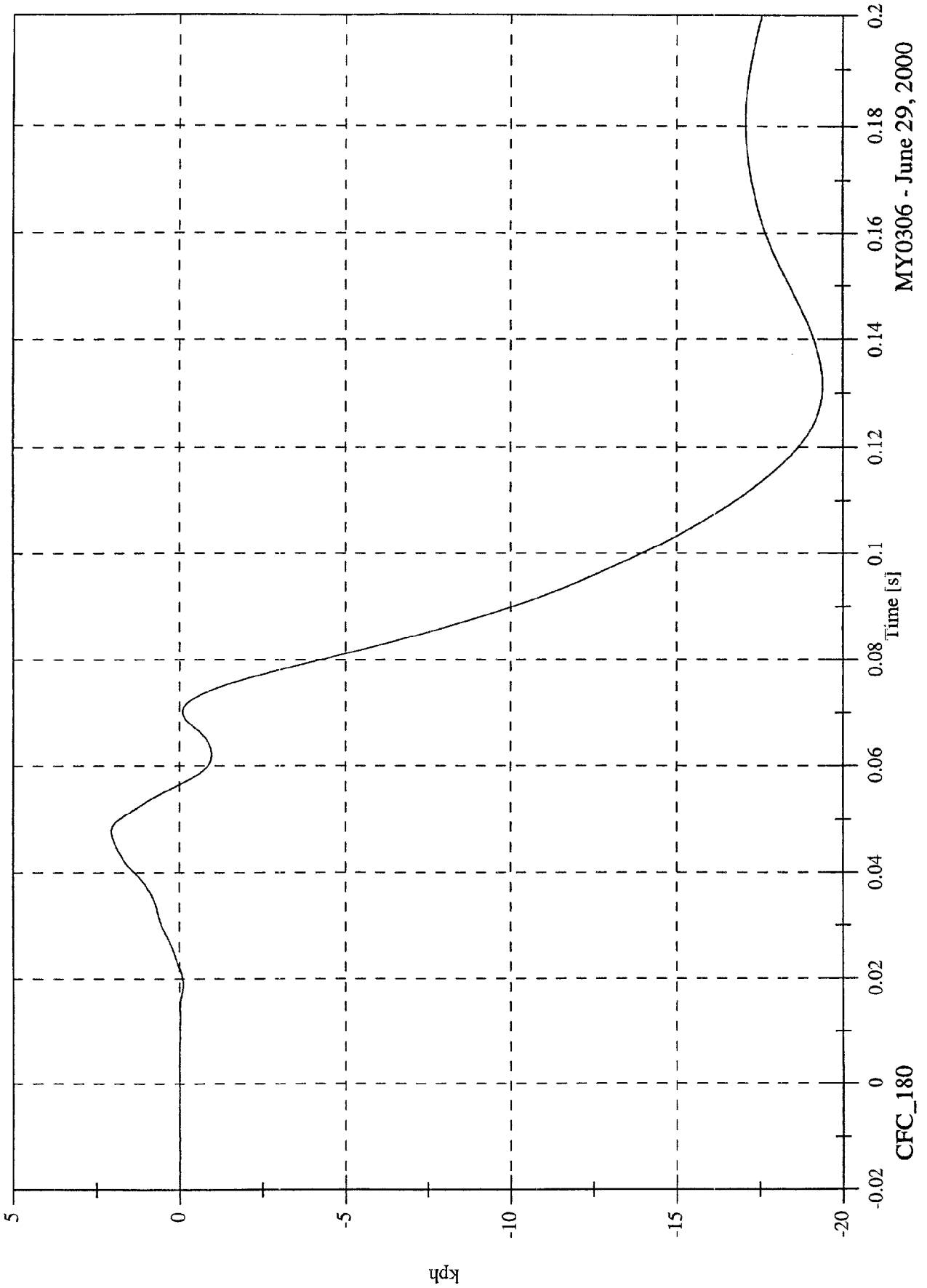


MY0306 - June 29, 2000

SNCAP Test #8 - 2001 Chrysler PT Cruiser

Max: 2.1 [kph] at 0.048 [s]
Min: -19.4 [kph] at 0.131 [s]

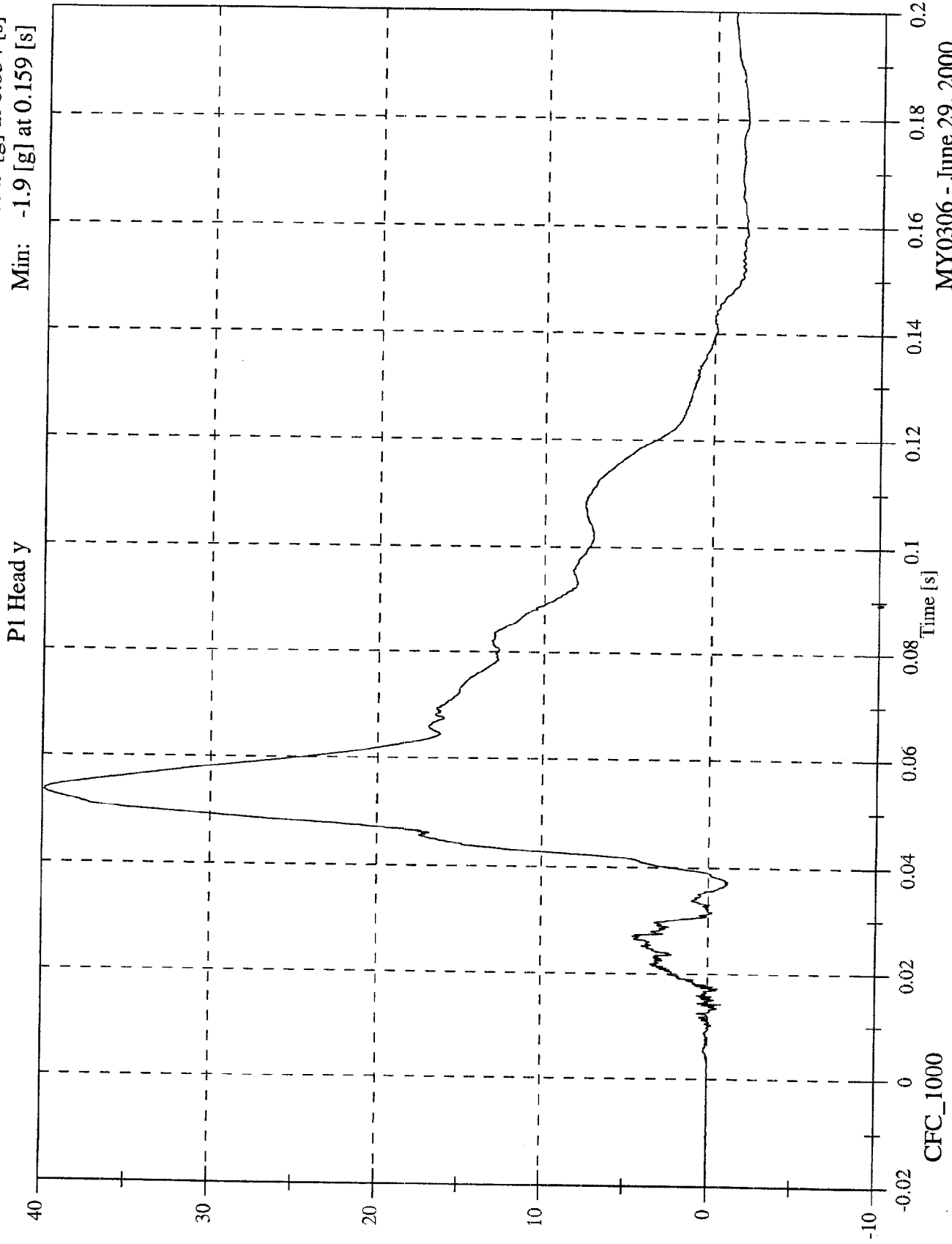
P1 Head x Velocity



MY0306 - June 29, 2000

SNCAP Test #8 - 2001 Chrysler PT Cruiser

Max: 39.9 [g] at 0.054 [s]
Min: -1.9 [g] at 0.159 [s]

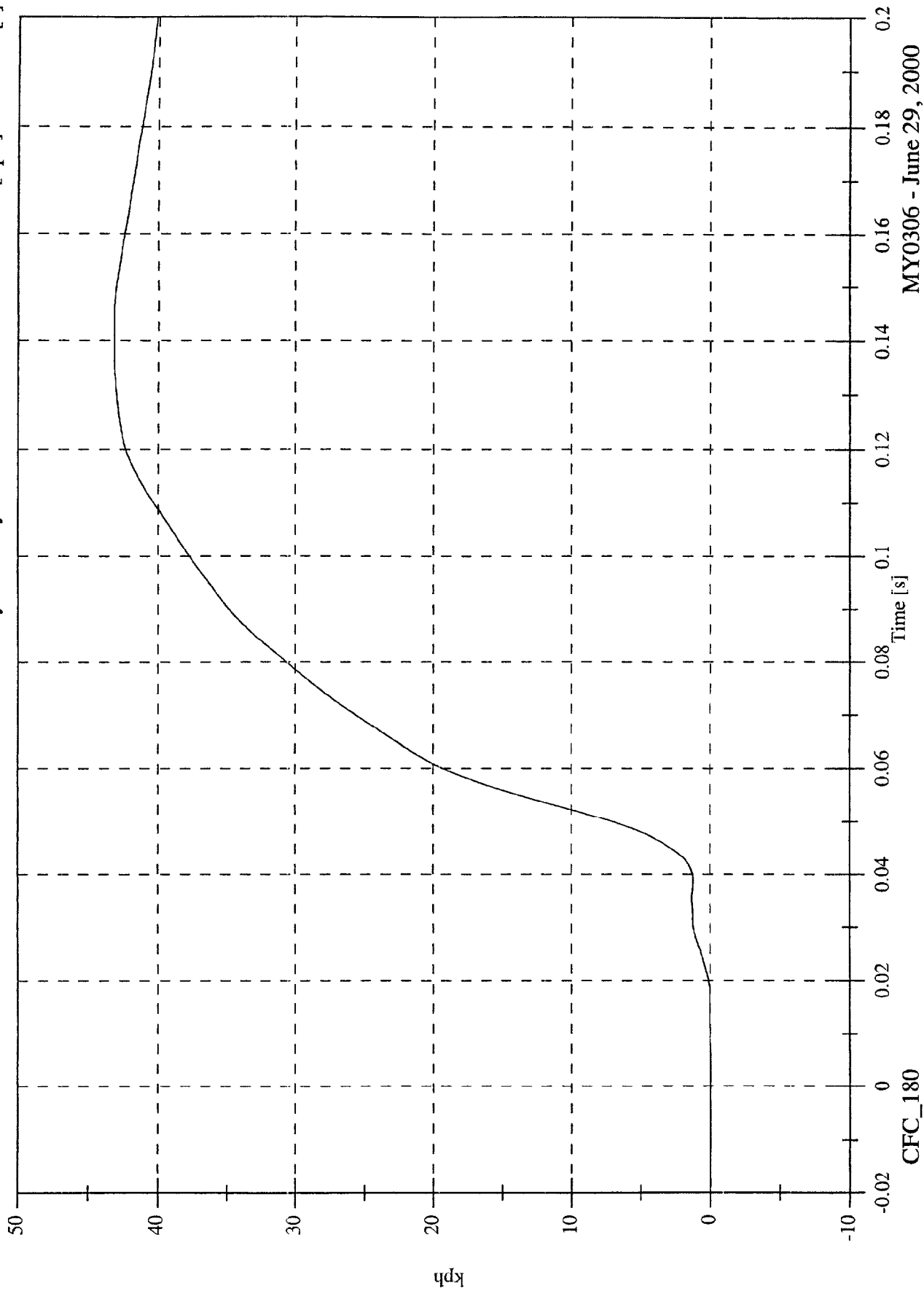


MY0306 - June 29, 2000

SNCAP Test #8 - 2001 Chrysler PT Cruiser

P1 Head y Velocity

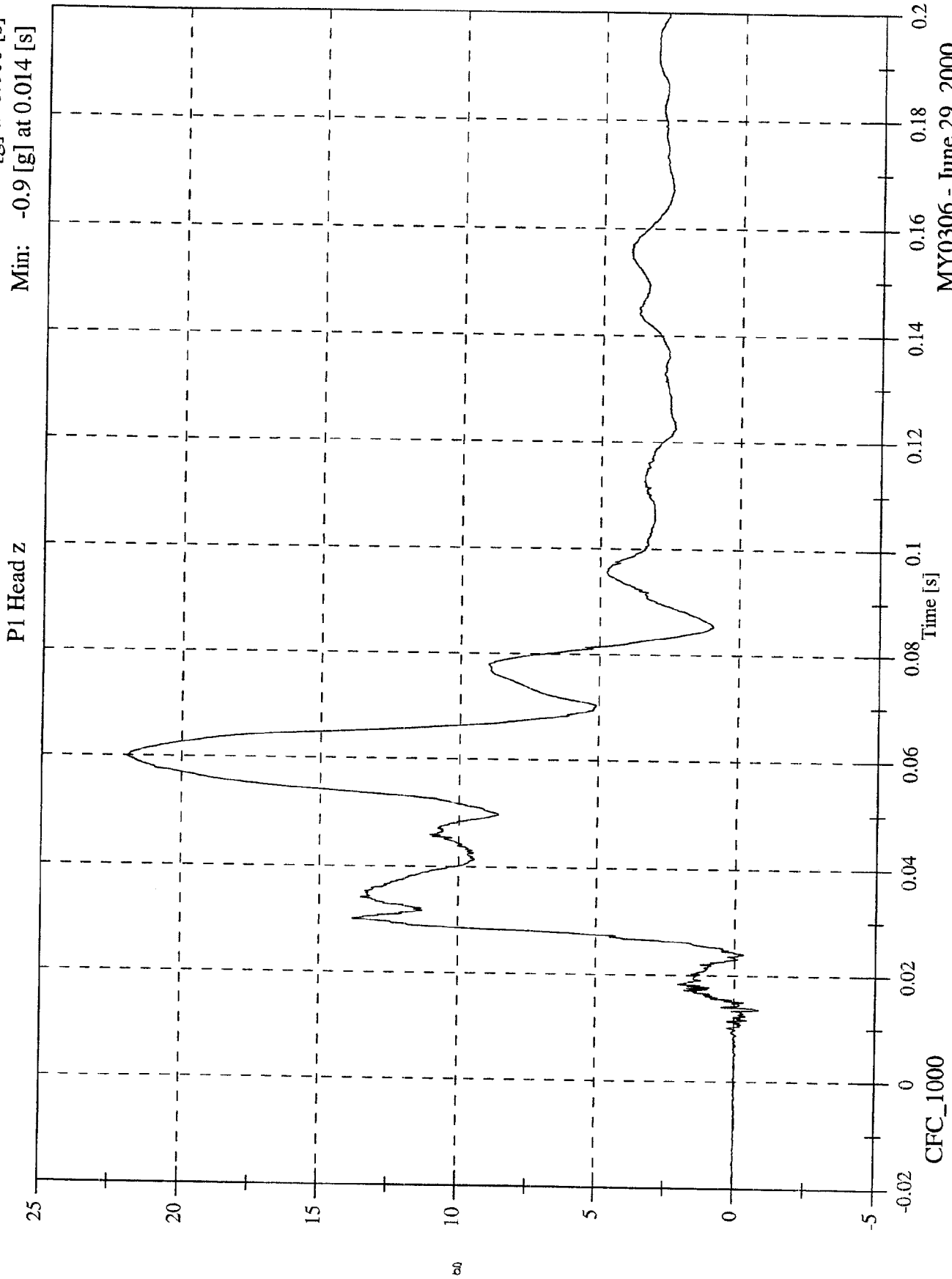
Max: 43.2 [kph] at 0.139 [s]
Min: -0.0 [kph] at -0.007 [s]



MY0306 - June 29, 2000

SNCAP Test #8 - 2001 Chrysler PT Cruiser

Max: 21.9 [g] at 0.060 [s]
Min: -0.9 [g] at 0.014 [s]

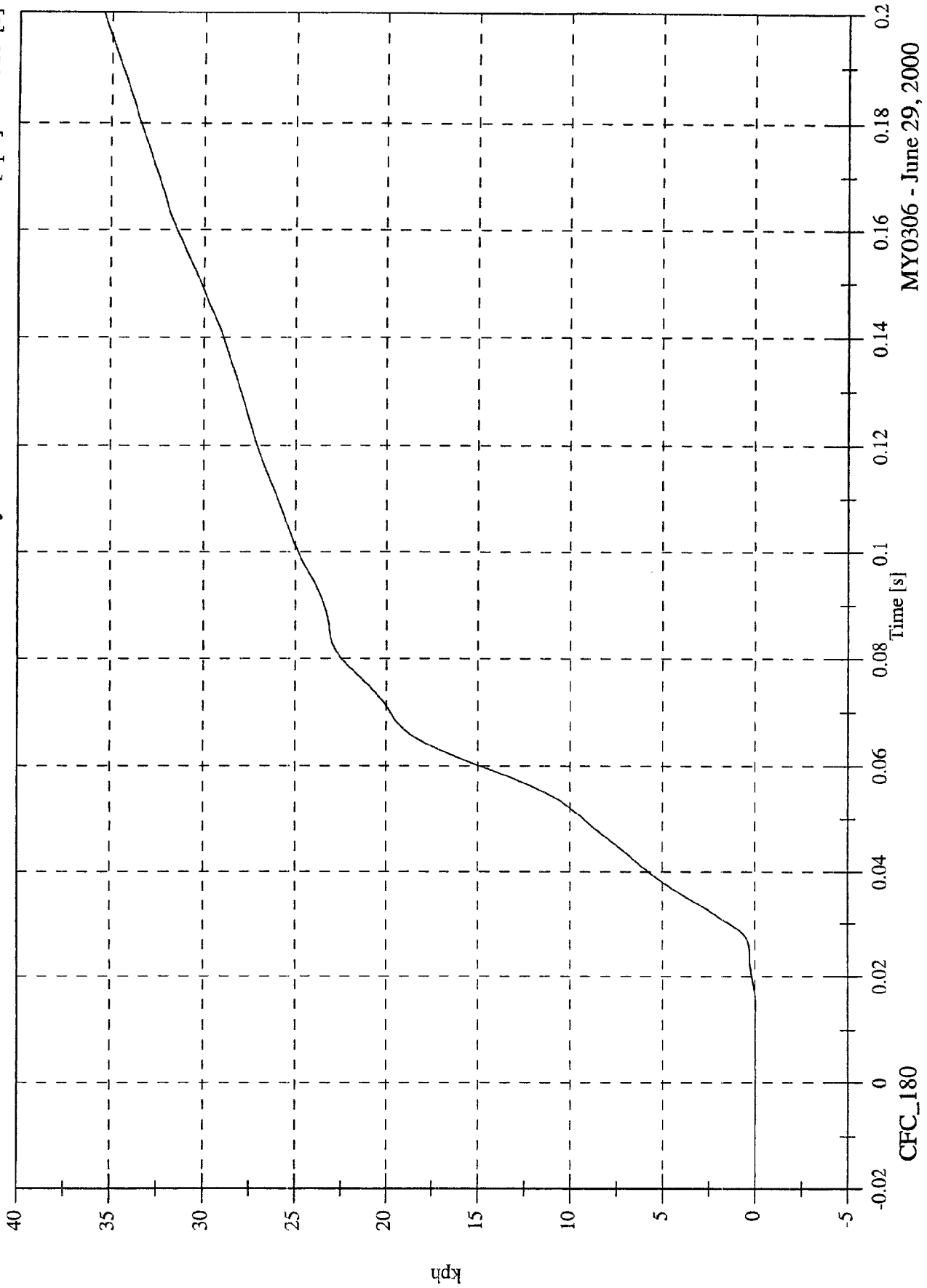


MY0306 - June 29, 2000

SNCAP Test #8 - 2001 Chrysler PT Cruiser

Max: 35.4 [kph] at 0.200 [s]
Min: -0.0 [kph] at 0.015 [s]

P1 Head z Velocity

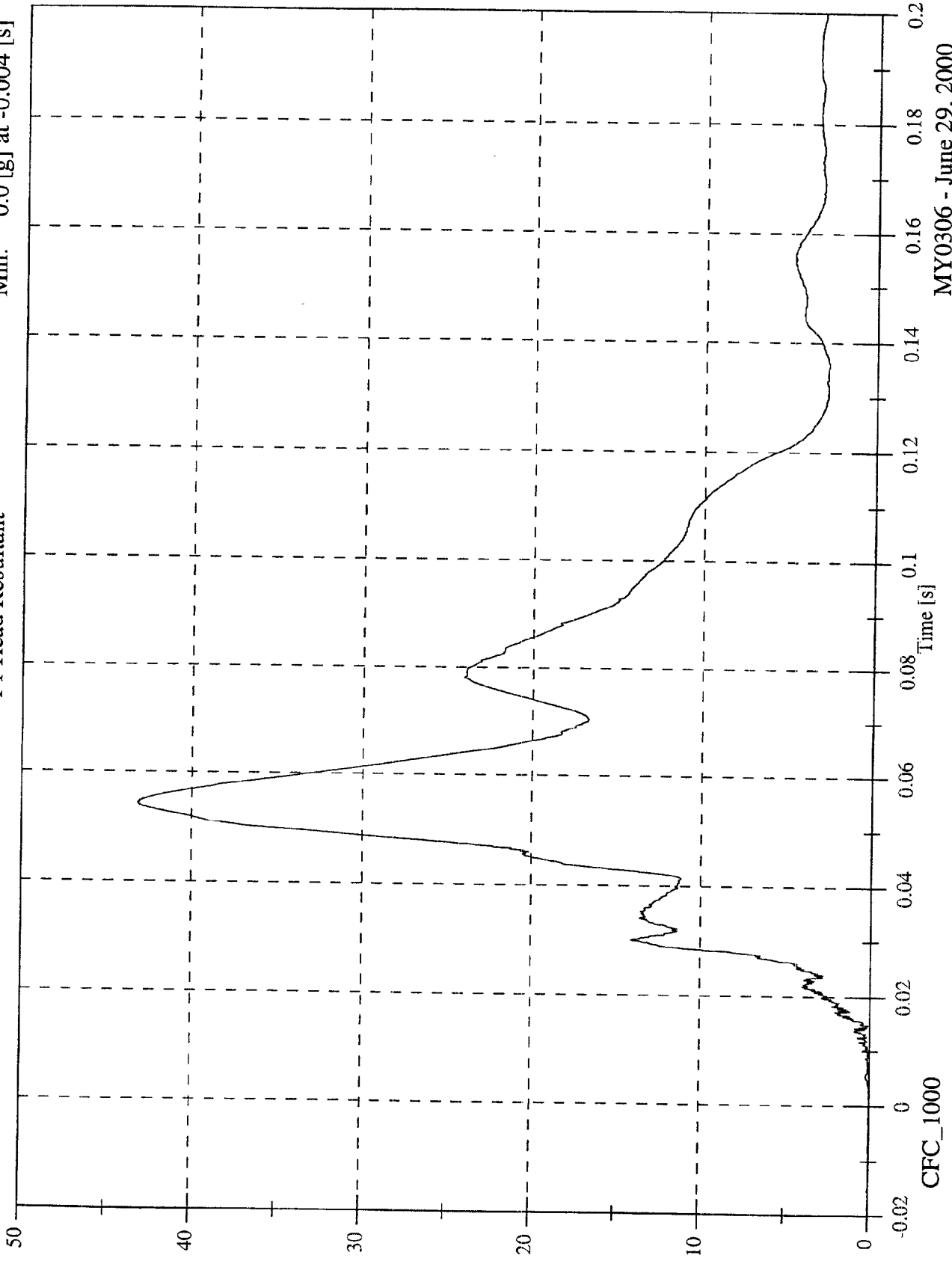


MY0306 - June 29, 2000

SNCAP Test #8 - 2001 Chrysler PT Cruiser

Max: 43.2 [g] at 0.054 [s]
Min: 0.0 [g] at -0.004 [s]

P1 Head Resultant

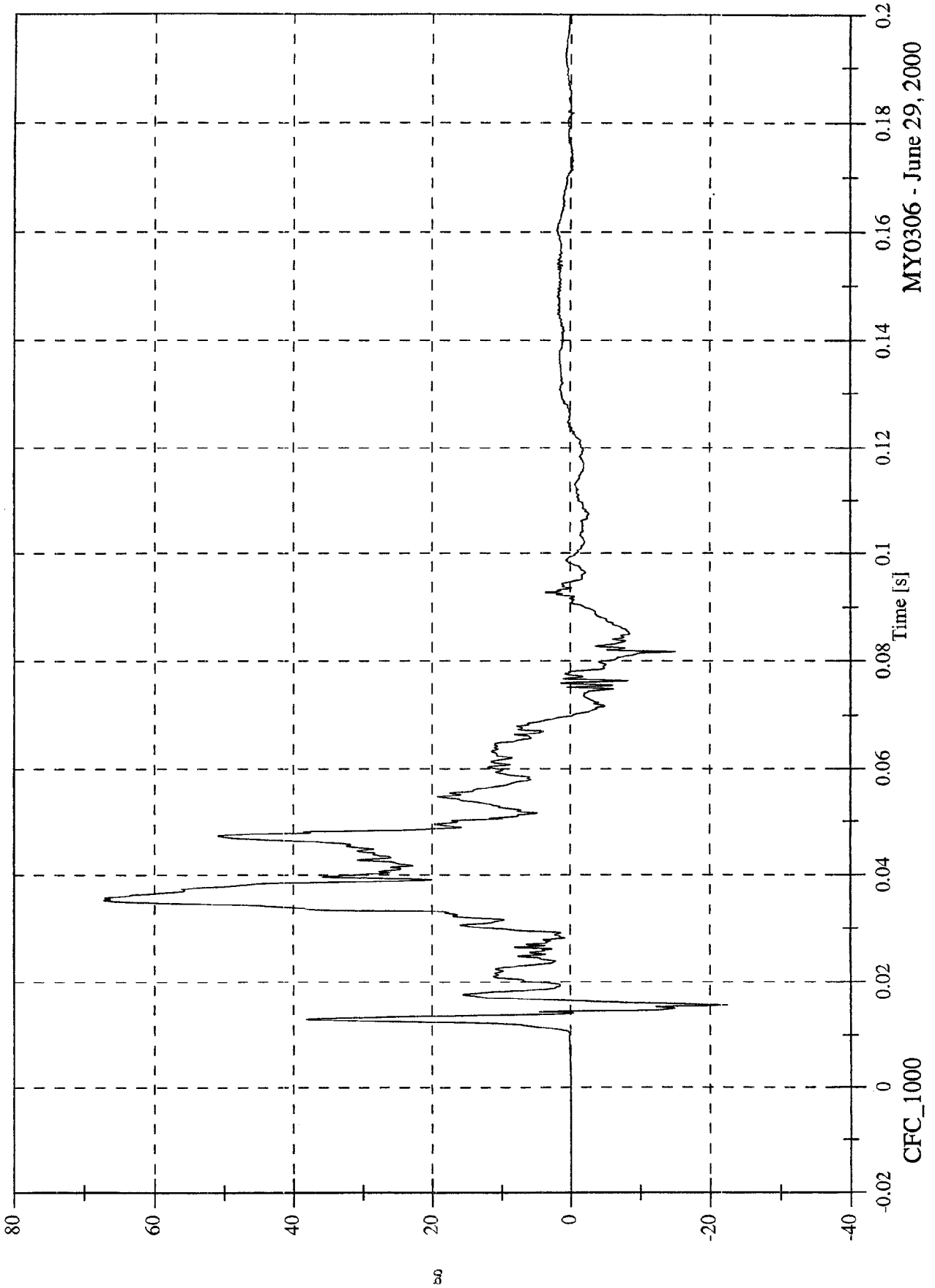


MY0306 - June 29, 2000

SNCAP Test #8 - 2001 Chrysler PT Cruiser

Max: 67.1 [g] at 0.035 [s]
Min: -22.5 [g] at 0.016 [s]

P1 Upper Rib y

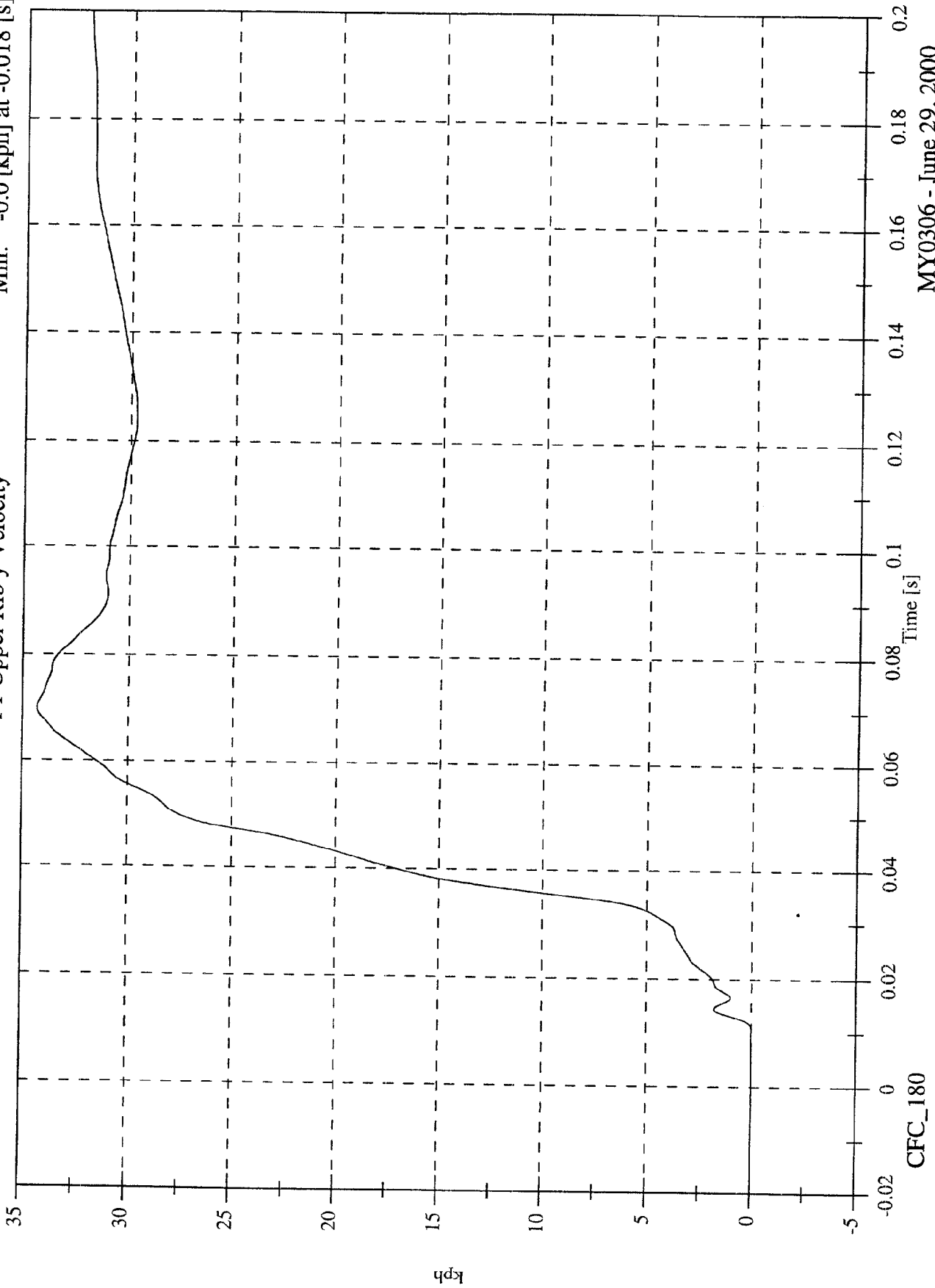


MY0306 - June 29, 2000

SNCAP Test #8 - 2001 Chrysler PT Cruiser

Max: 34.3 [kph] at 0.070 [s]
Min: -0.0 [kph] at -0.018 [s]

P1 Upper Rib y Velocity

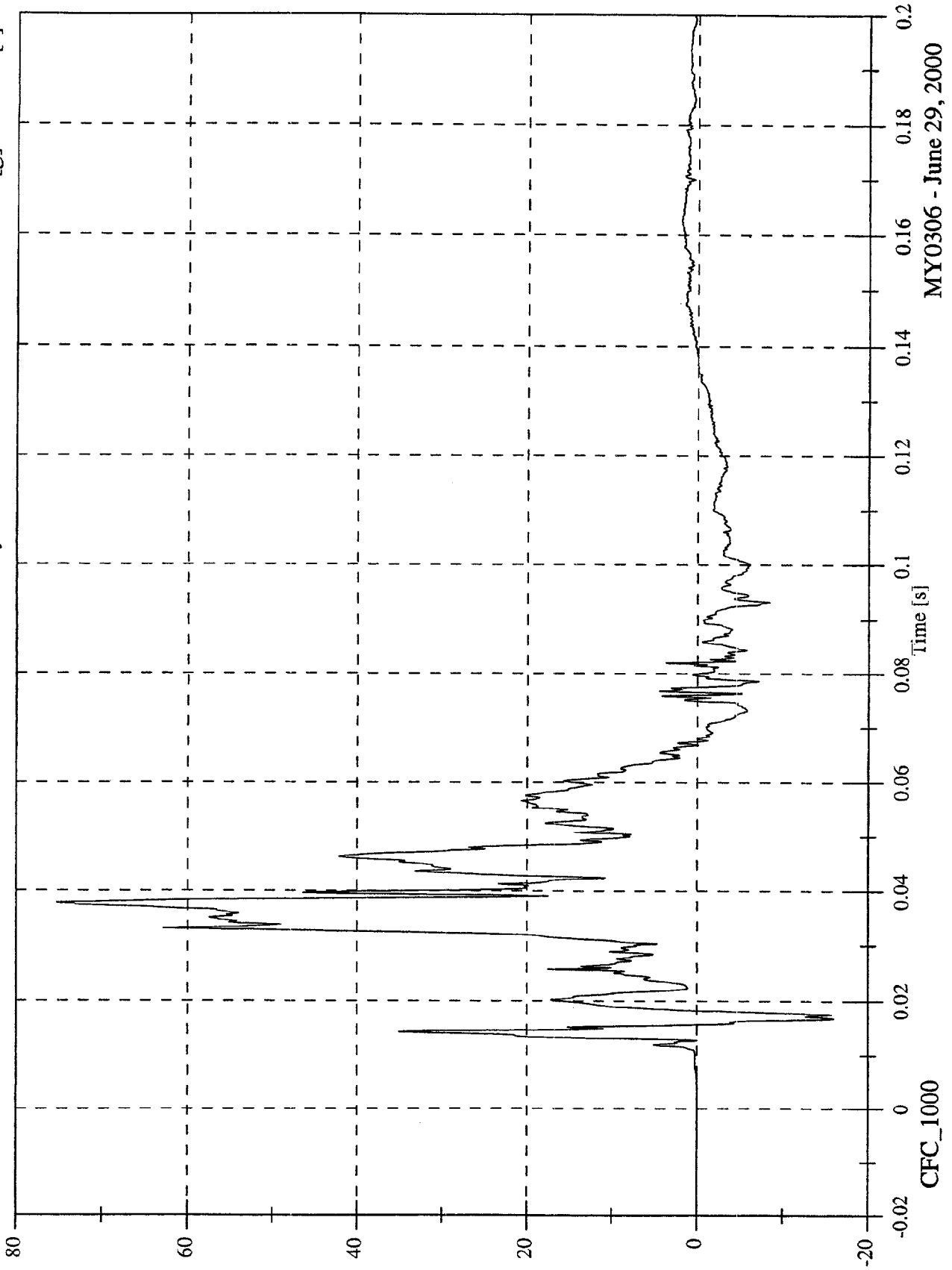


MY0306 - June 29, 2000

SNCAP Test #8 - 2001 Chrysler PT Cruiser

Max: 75.3 [g] at 0.038 [s]
Min: -16.0 [g] at 0.017 [s]

P1 Lower Rib y

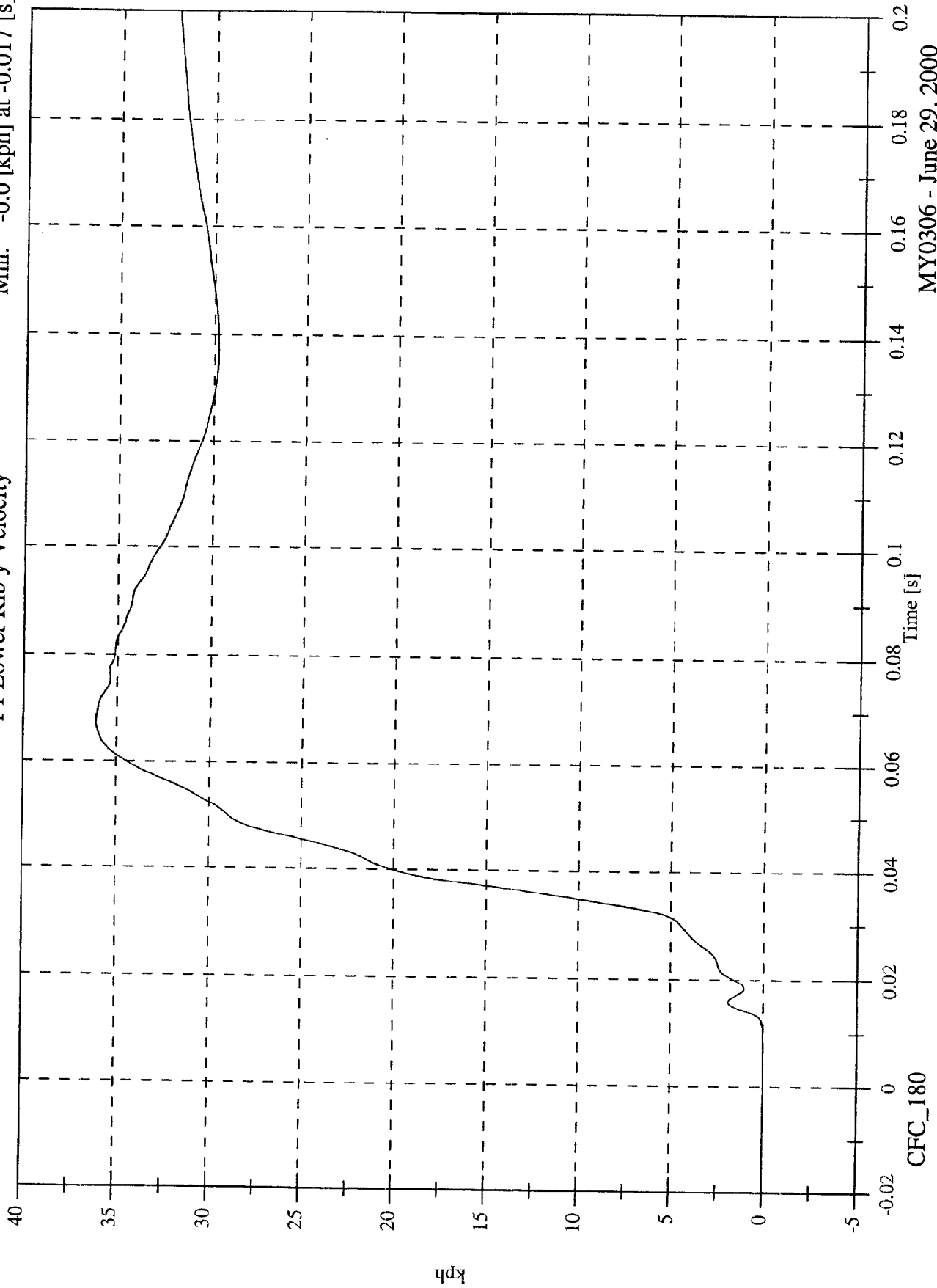


MY0306 - June 29, 2000

SNCAP Test #8 - 2001 Chrysler PT Cruiser

P1 Lower Rib y Velocity

Max: 36.1 [kph] at 0.068 [s]
Min: -0.0 [kph] at -0.017 [s]

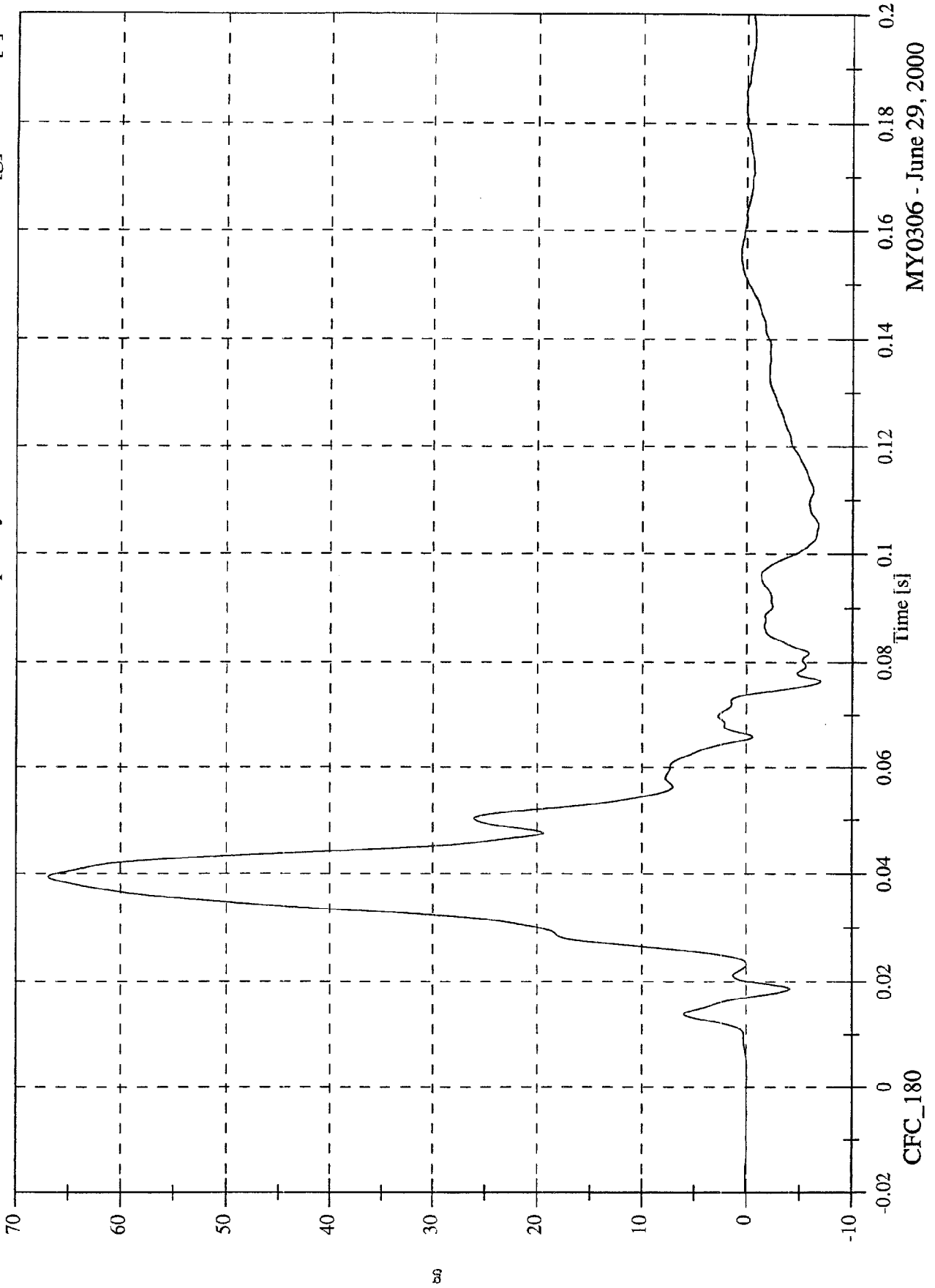


MY0306 - June 29, 2000

SNCAP Test #8 - 2001 Chrysler PT Cruiser

Max: 66.9 [g] at 0.039 [s]
Min: -7.0 [g] at 0.076 [s]

P1 Lower Spine y

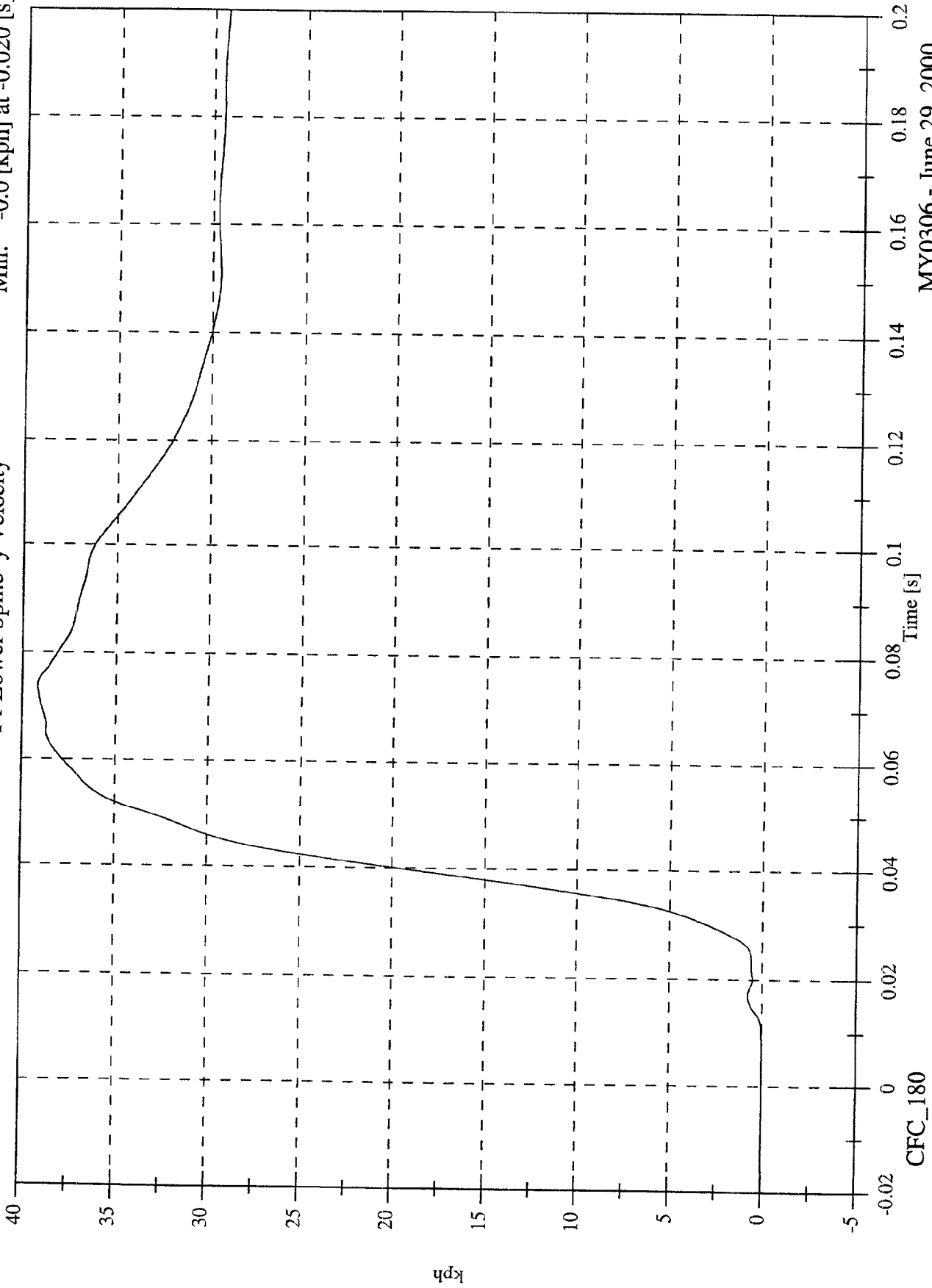


MY0306 - June 29, 2000

SNCAP Test #8 - 2001 Chrysler PT Cruiser

P1 Lower Spine y Velocity

Max: 39.2 [kph] at 0.074 [s]
Min: -0.0 [kph] at -0.020 [s]

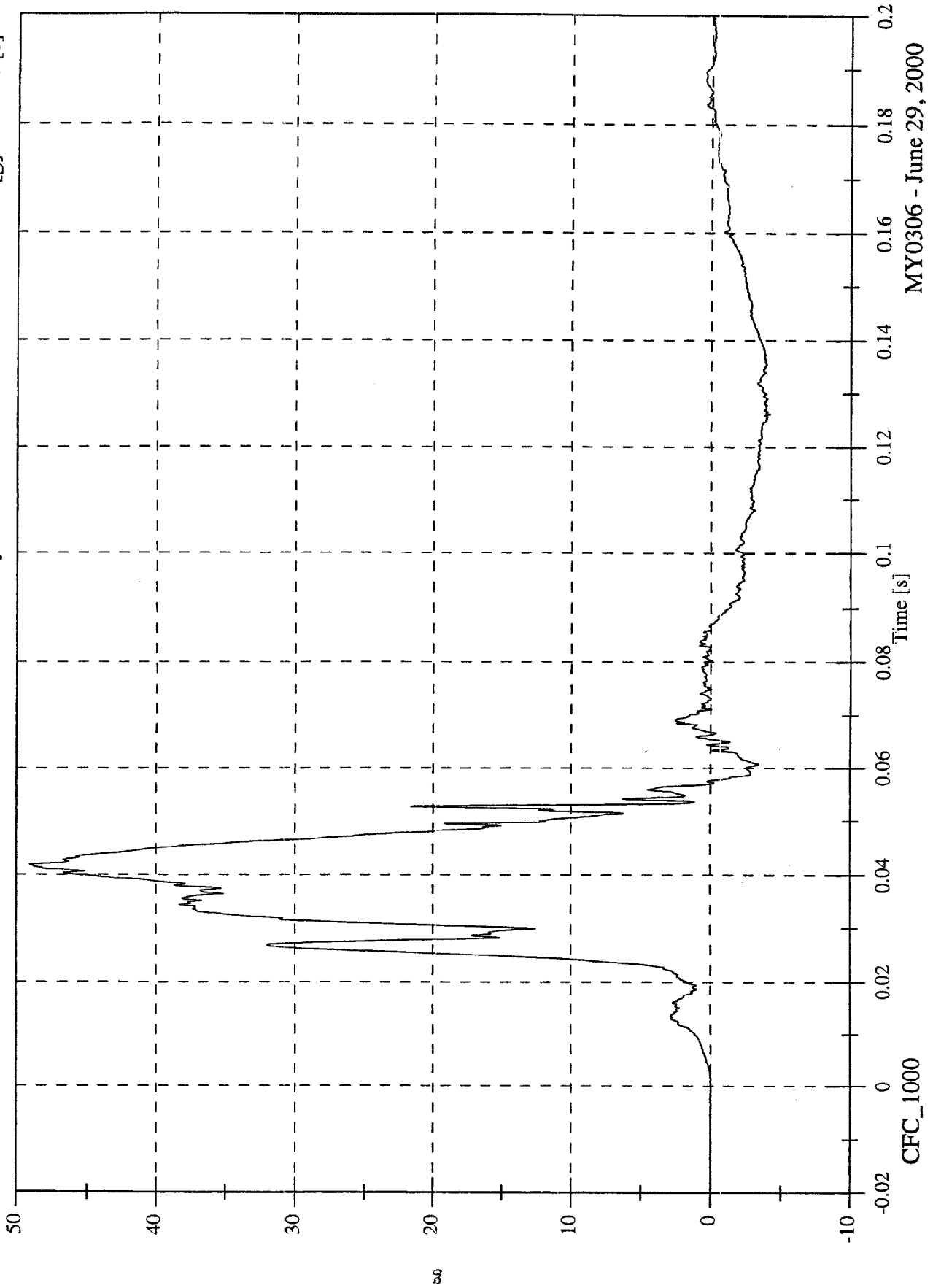


MY0306 - June 29, 2000

SNCAP Test #8 - 2001 Chrysler PT Cruiser

Max: 49.0 [g] at 0.042 [s]
Min: -4.2 [g] at 0.126 [s]

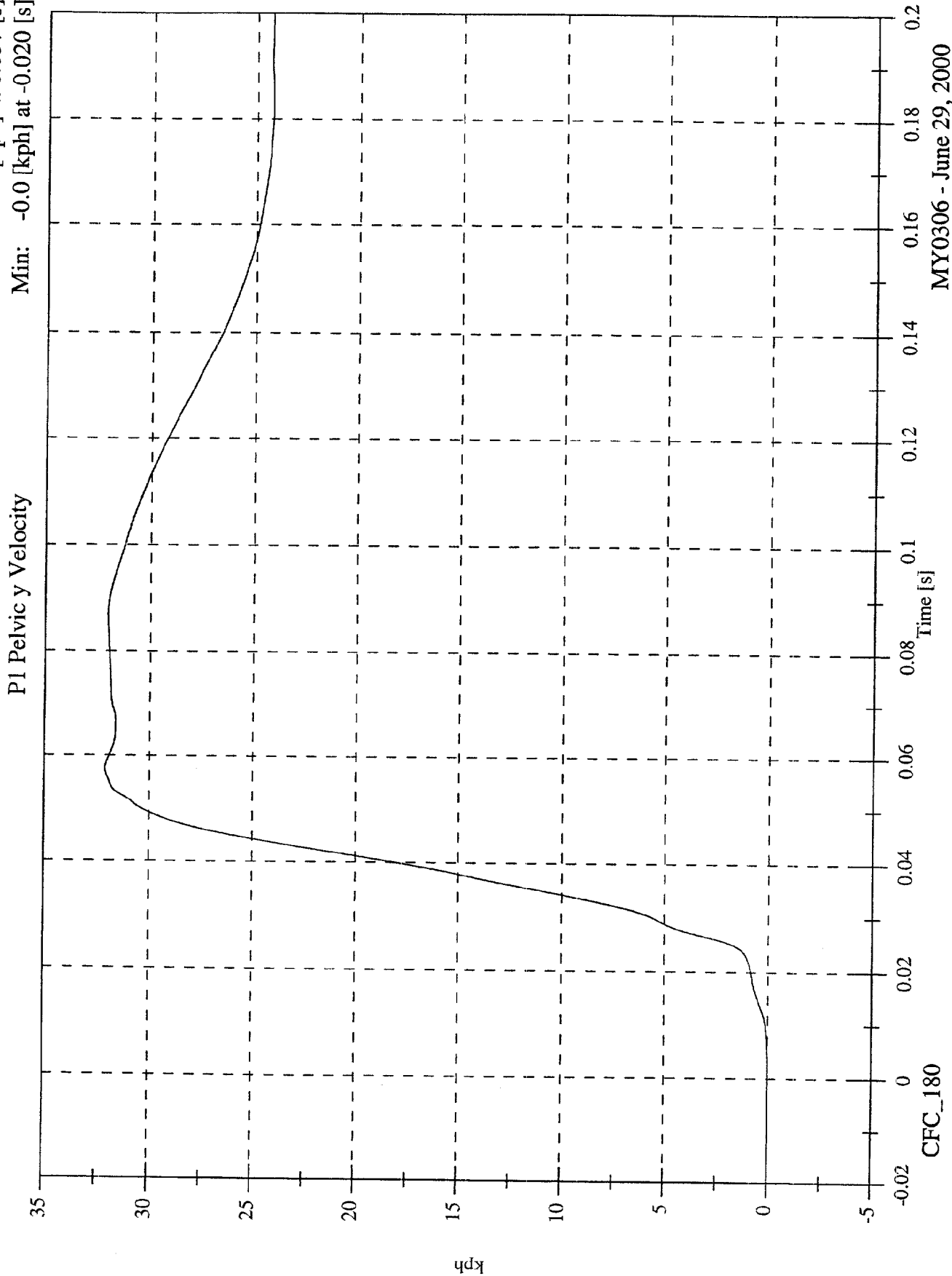
P1 Pelvic y



MY0306 - June 29, 2000

SNCAP Test #8 - 2001 Chrysler PT Cruiser

Max: 32.1 [kph] at 0.057 [s]
Min: -0.0 [kph] at -0.020 [s]

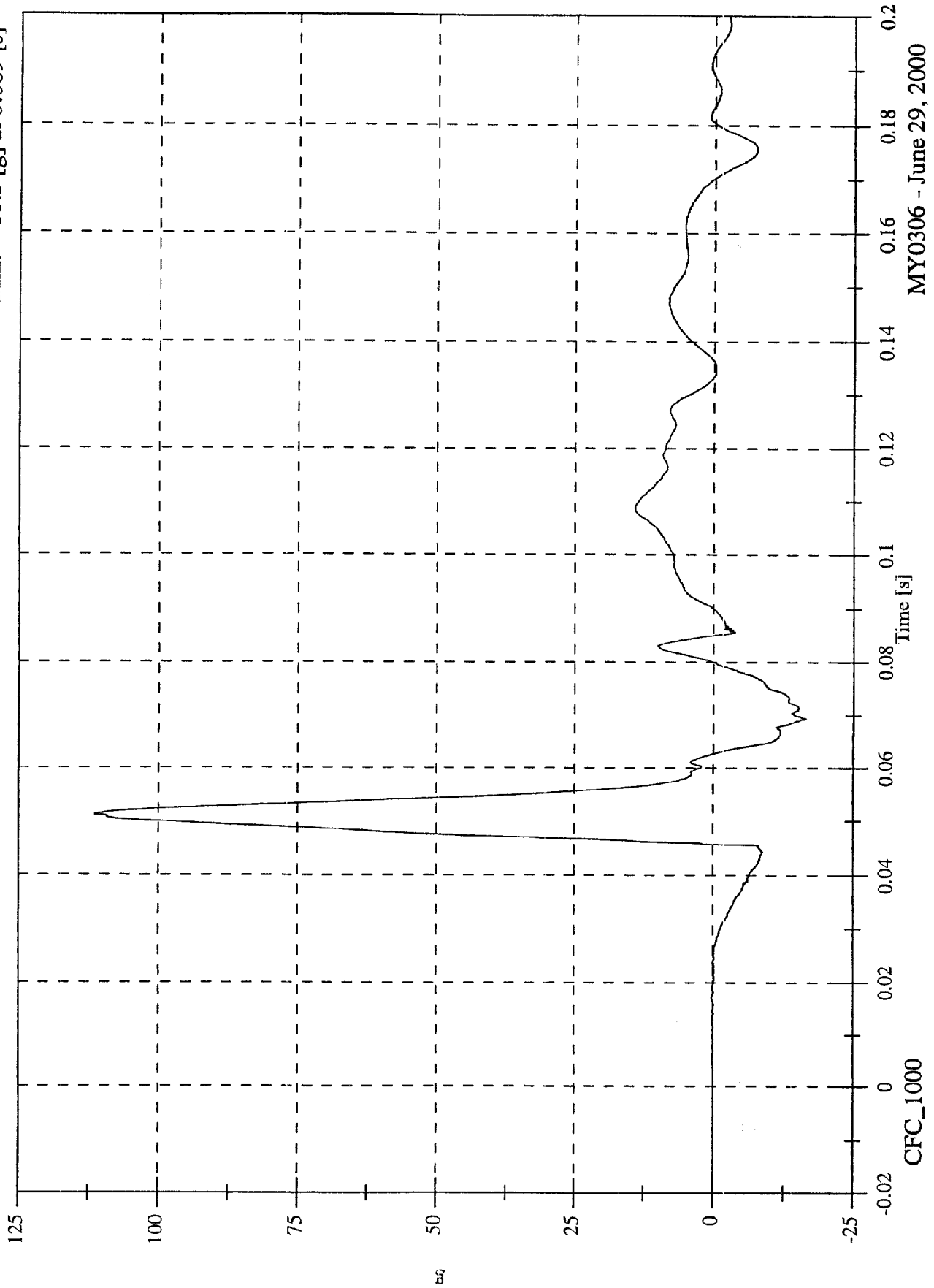


MY0306 - June 29, 2000

SNCAP Test #8 - 2001 Chrysler PT Cruiser

Max: 111.4 [g] at 0.051 [s]
Min: -16.5 [g] at 0.069 [s]

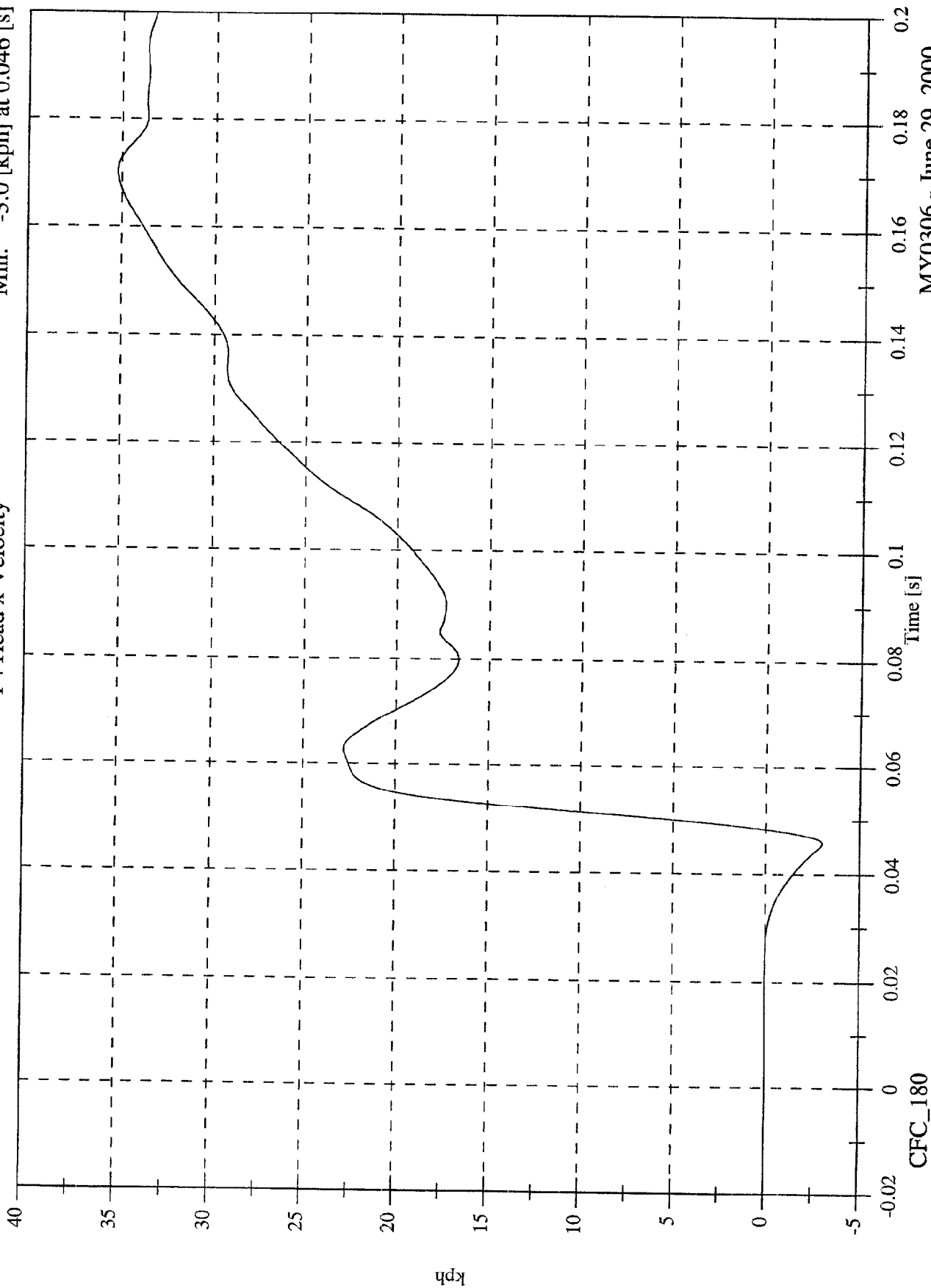
P4 Head x



SNCAP Test #8 - 2001 Chrysler PT Cruiser

P4 Head x Velocity

Max: 35.2 [kph] at 0.170 [s]
Min: -3.0 [kph] at 0.046 [s]

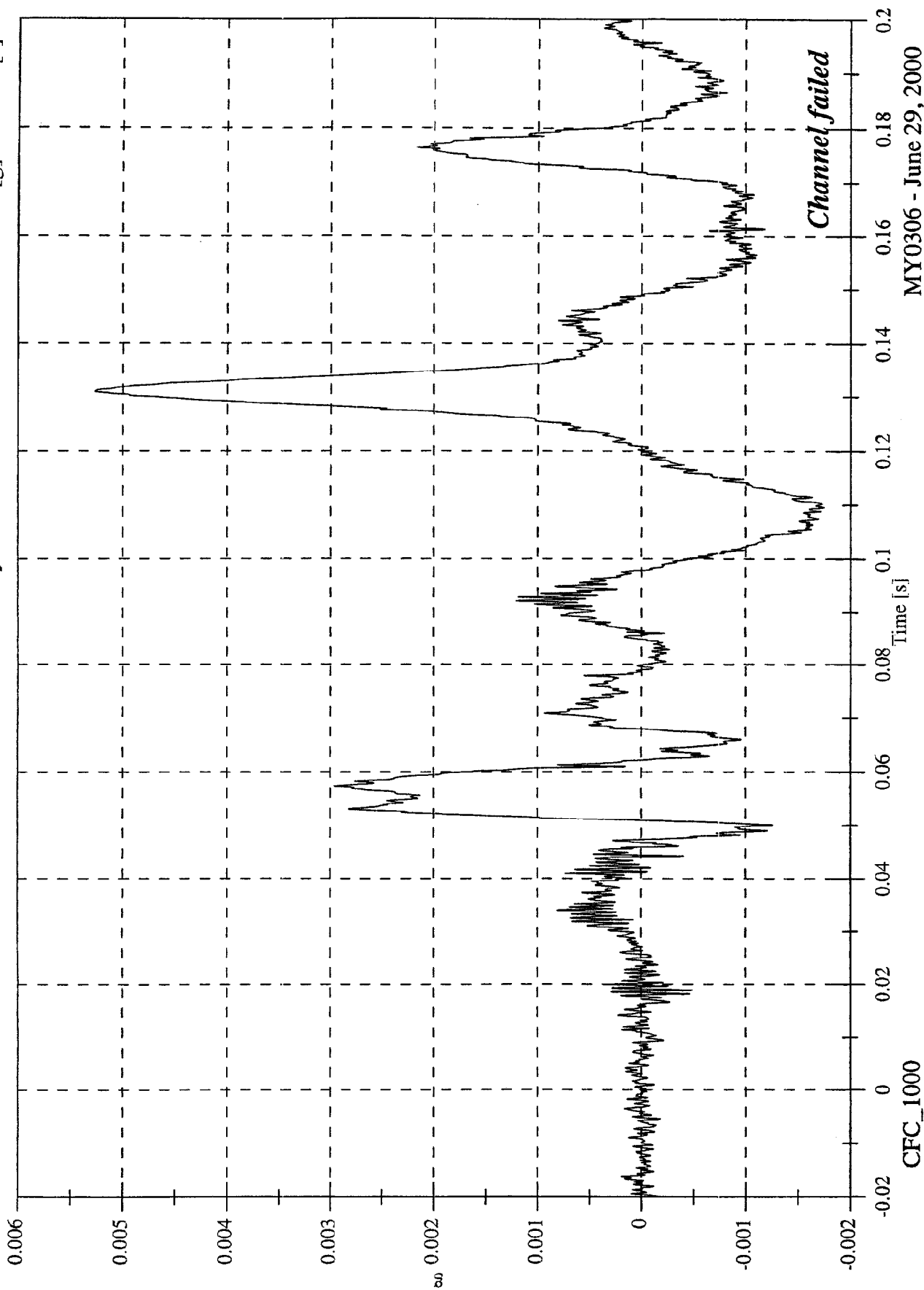


MY0306 - June 29, 2000

SNCAP Test #8 - 2001 Chrysler PT Cruiser

Max: 0.0 [g] at 0.131 [s]
Min: -0.0 [g] at 0.110 [s]

P4 Head y

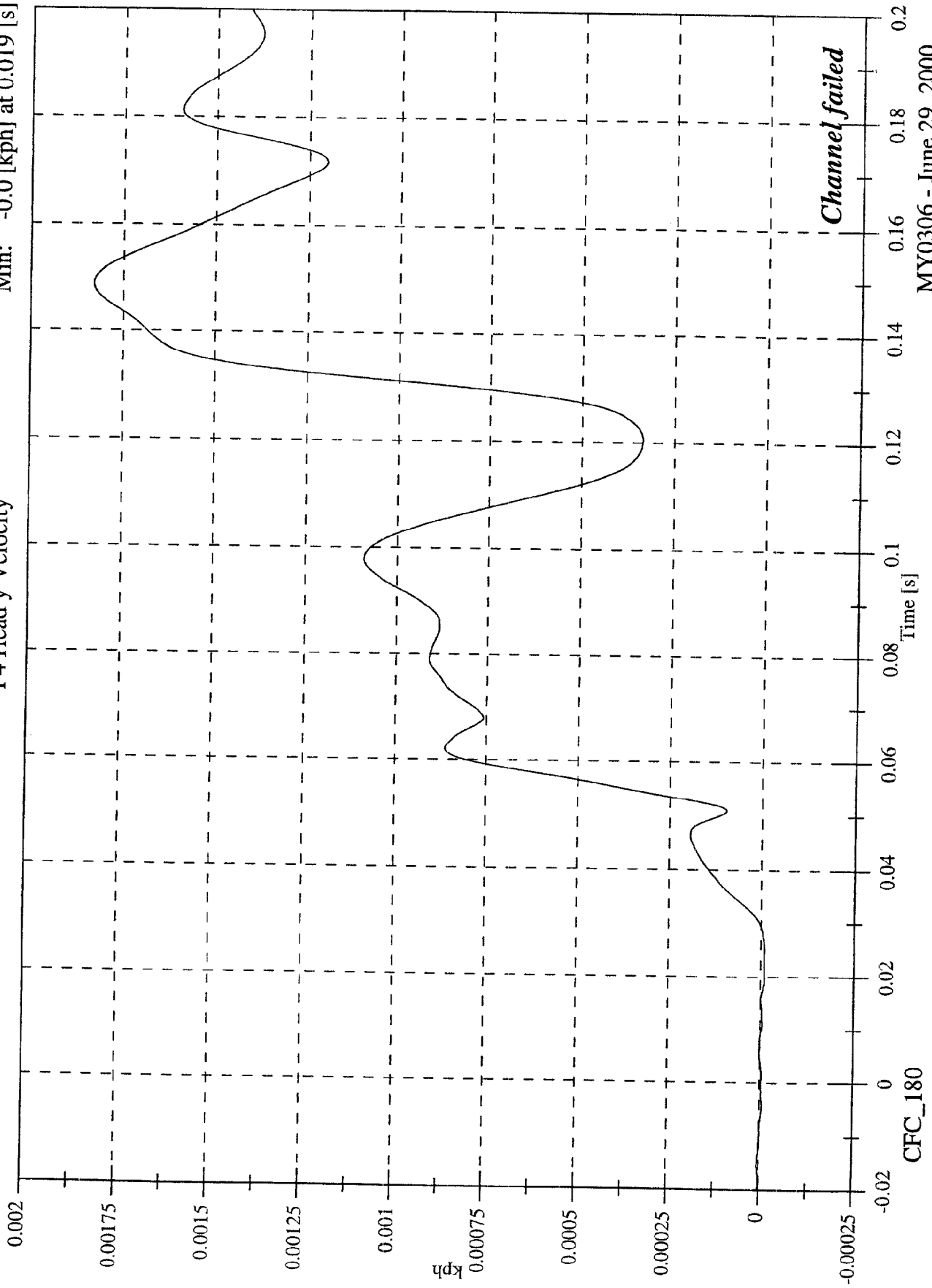


MY0306 - June 29, 2000

SNCAP Test #8 - 2001 Chrysler PT Cruiser

Max: 0.0 [kph] at 0.149 [s]
Min: -0.0 [kph] at 0.019 [s]

P4 Head y Velocity

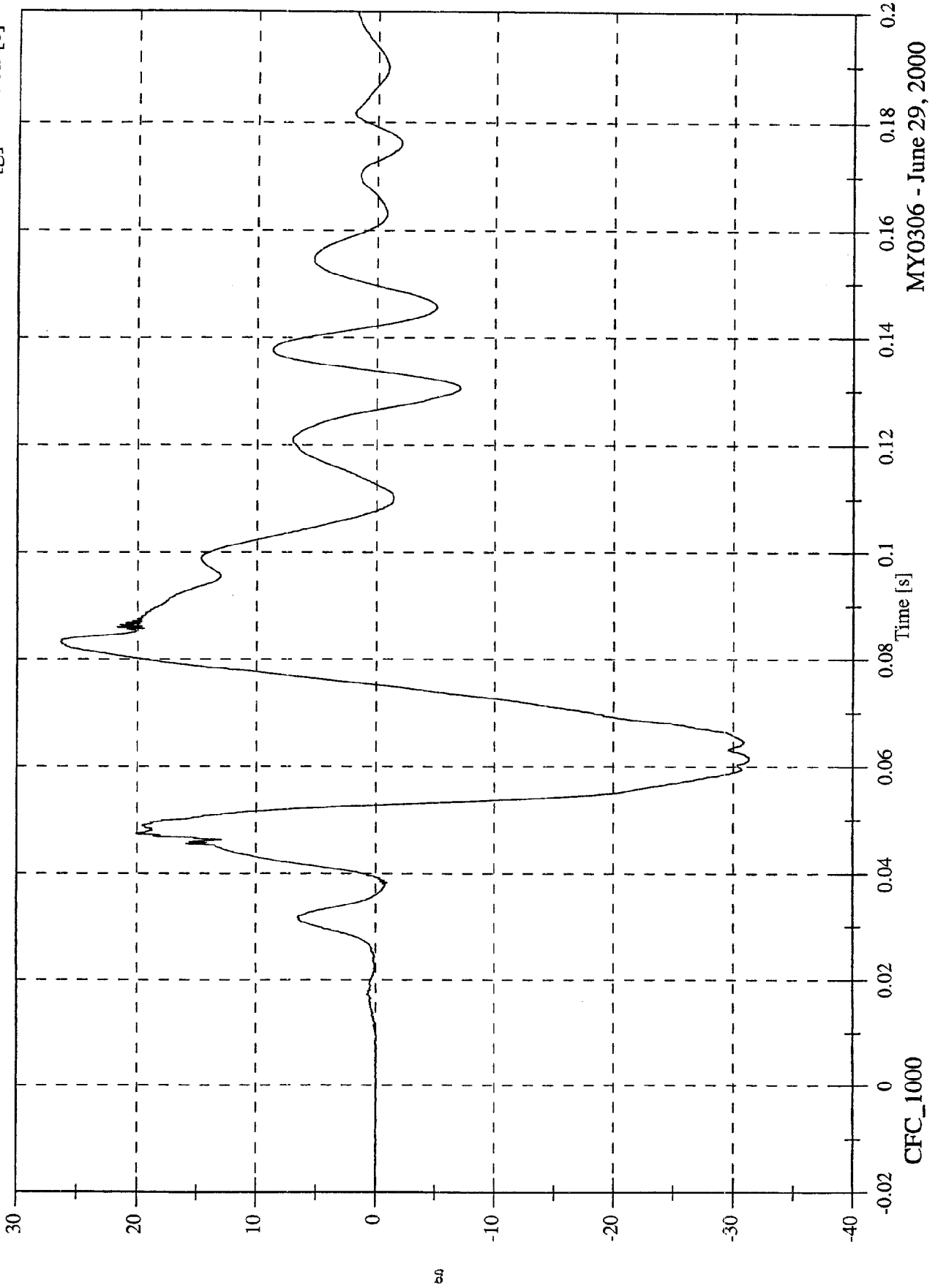


MY0306 - June 29, 2000

SNCAP Test #8 - 2001 Chrysler PT Cruiser

Max: 26.4 [g] at 0.083 [s]
Min: -31.3 [g] at 0.062 [s]

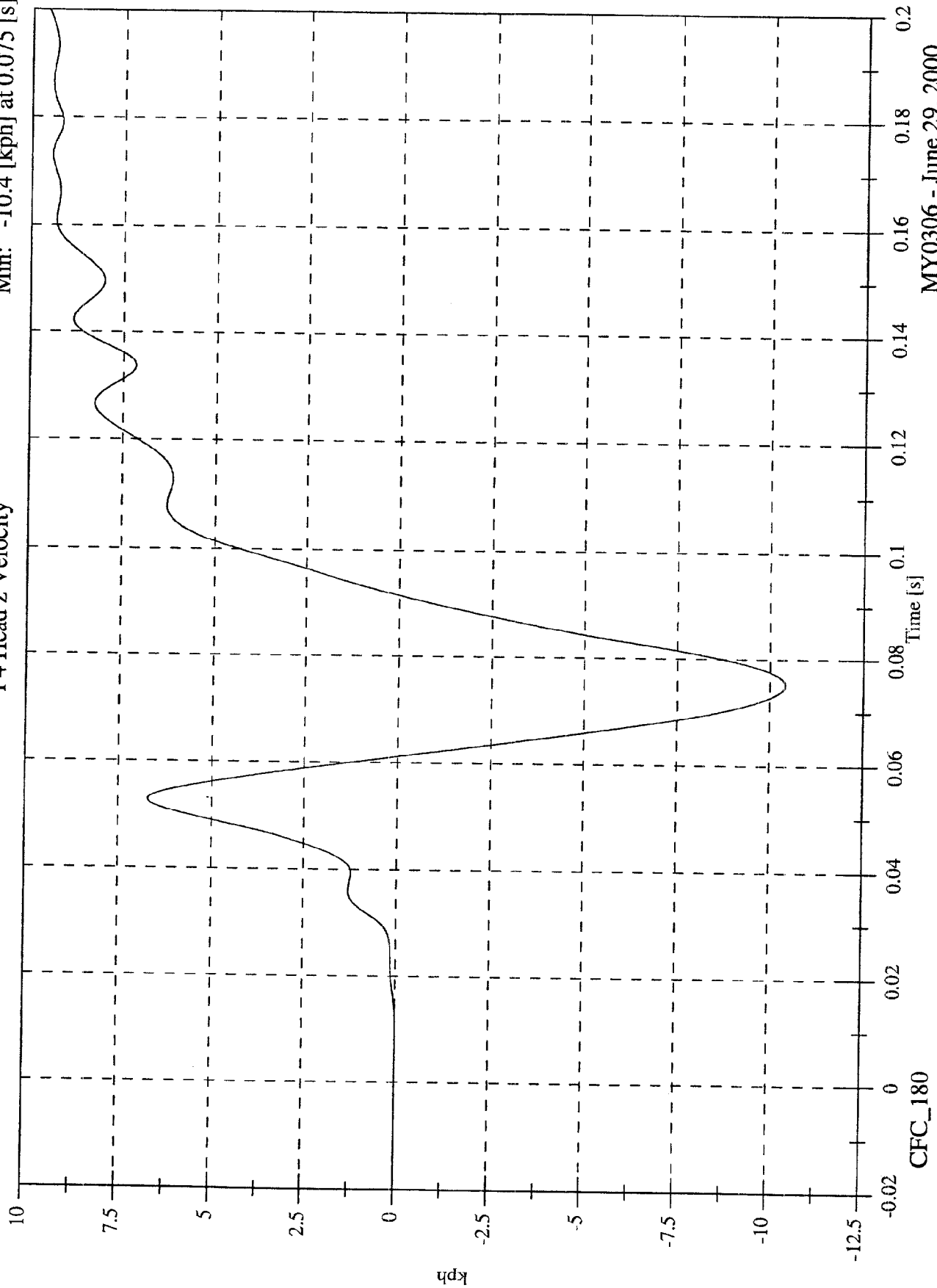
P4 Head z



SNCAP Test #8 - 2001 Chrysler PT Cruiser

P4 Head z Velocity

Max: 9.6 [kph] at 0.200 [s]
Min: -10.4 [kph] at 0.075 [s]

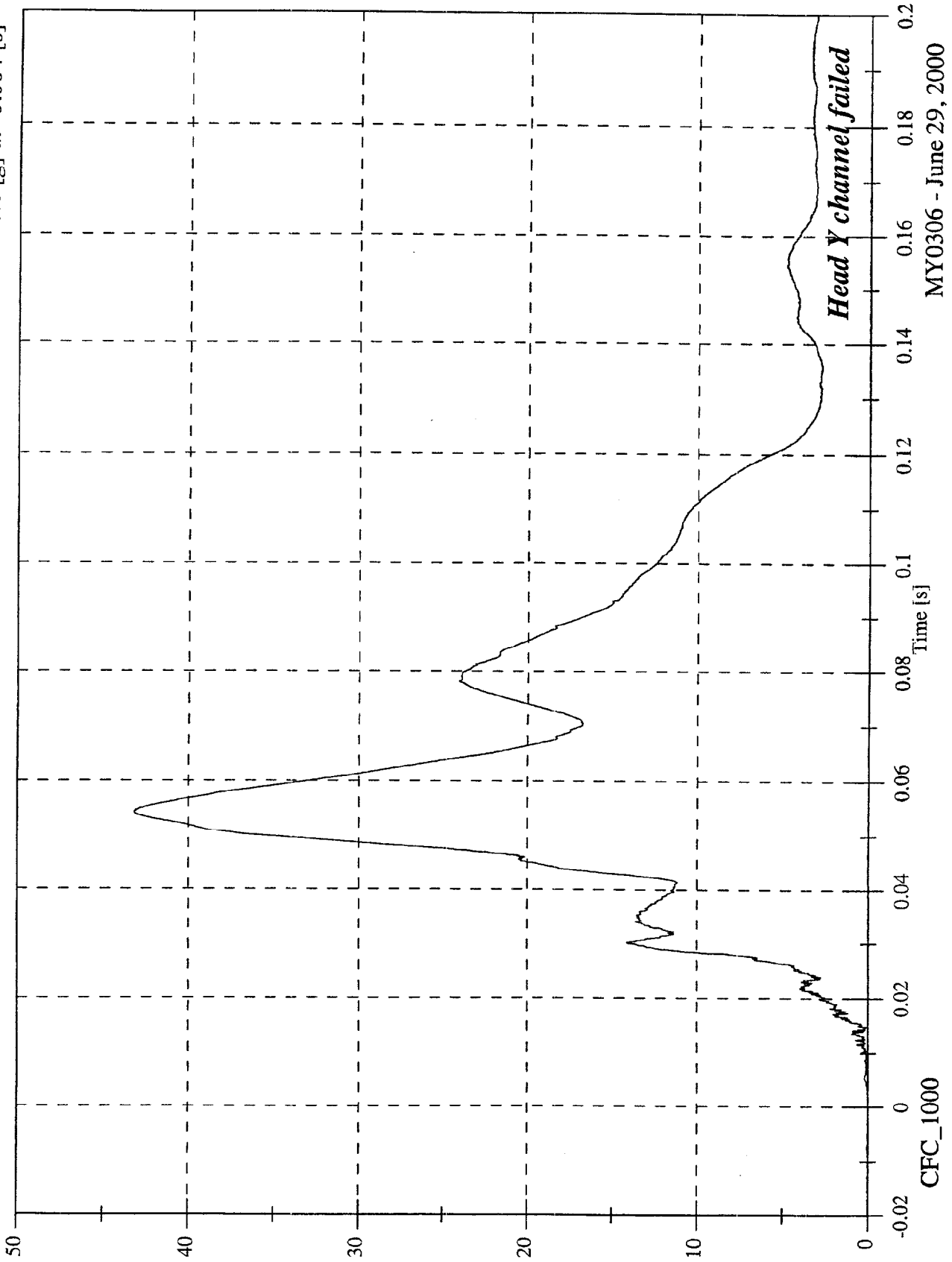


MY0306 - June 29, 2000

SNCAP Test #8 - 2001 Chrysler PT Cruiser

Max: 43.2 [g] at 0.054 [s]
Min: 0.0 [g] at -0.004 [s]

P1 Head Resultant

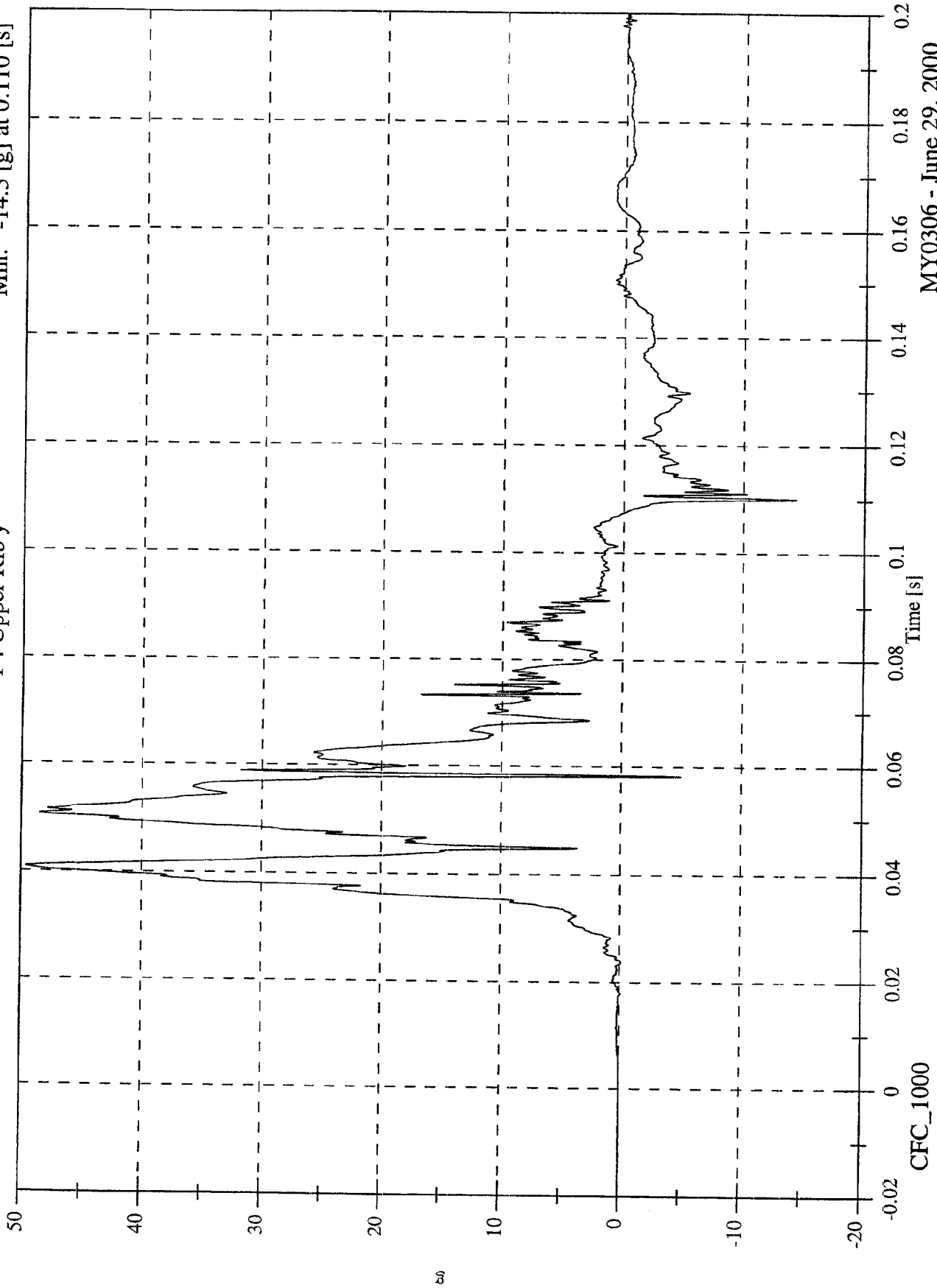


MY0306 - June 29, 2000

SNCAP Test #8 - 2001 Chrysler PT Cruiser

P4 Upper Rib y

Max: 49.6 [g] at 0.041 [s]
Min: -14.3 [g] at 0.110 [s]

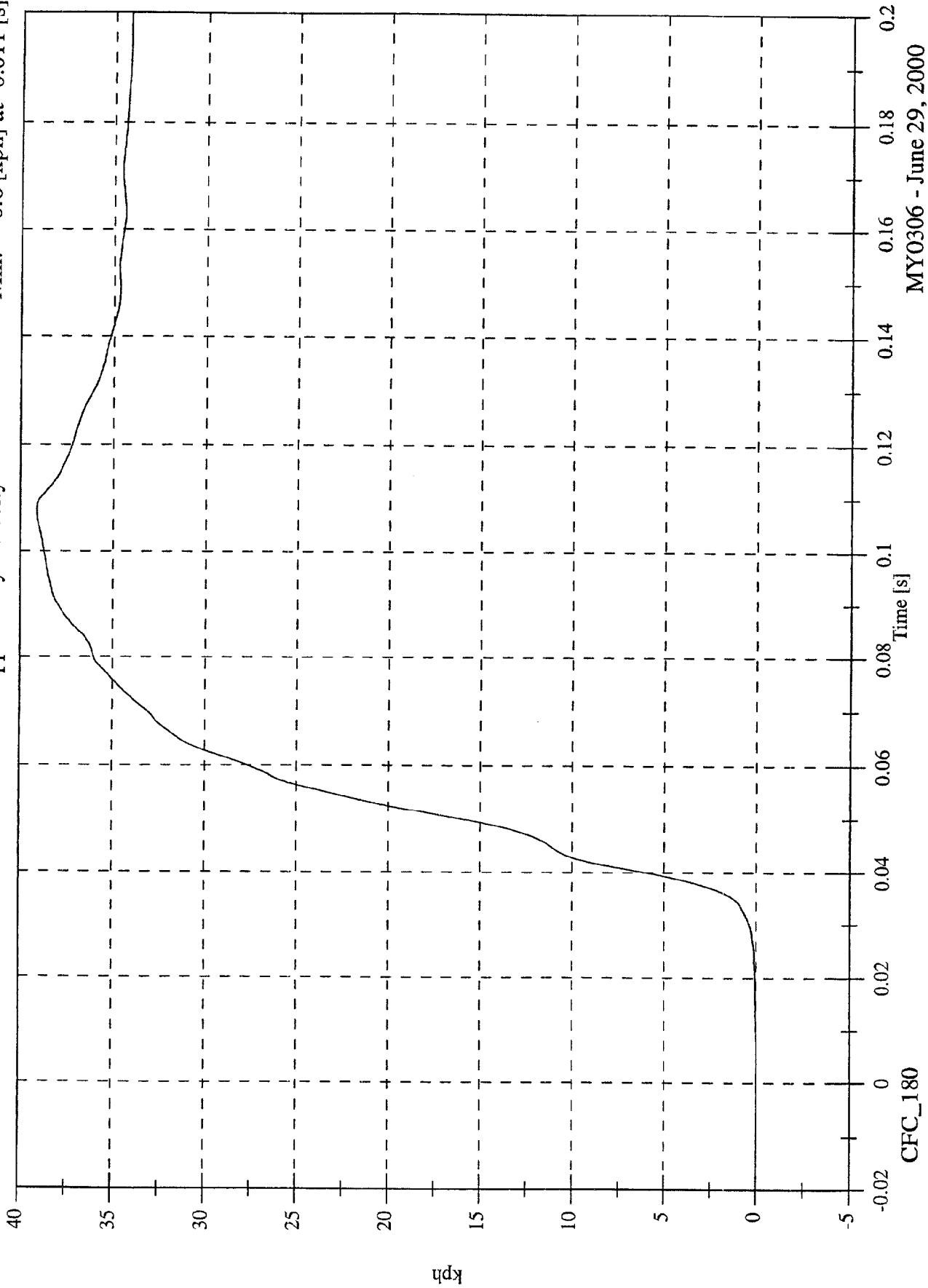


MY0306 - June 29, 2000

SNCAP Test #8 - 2001 Chrysler PT Cruiser

Max: 39.1 [kph] at 0.108 [s]
Min: -0.0 [kph] at -0.011 [s]

P4 Upper Rib y Velocity

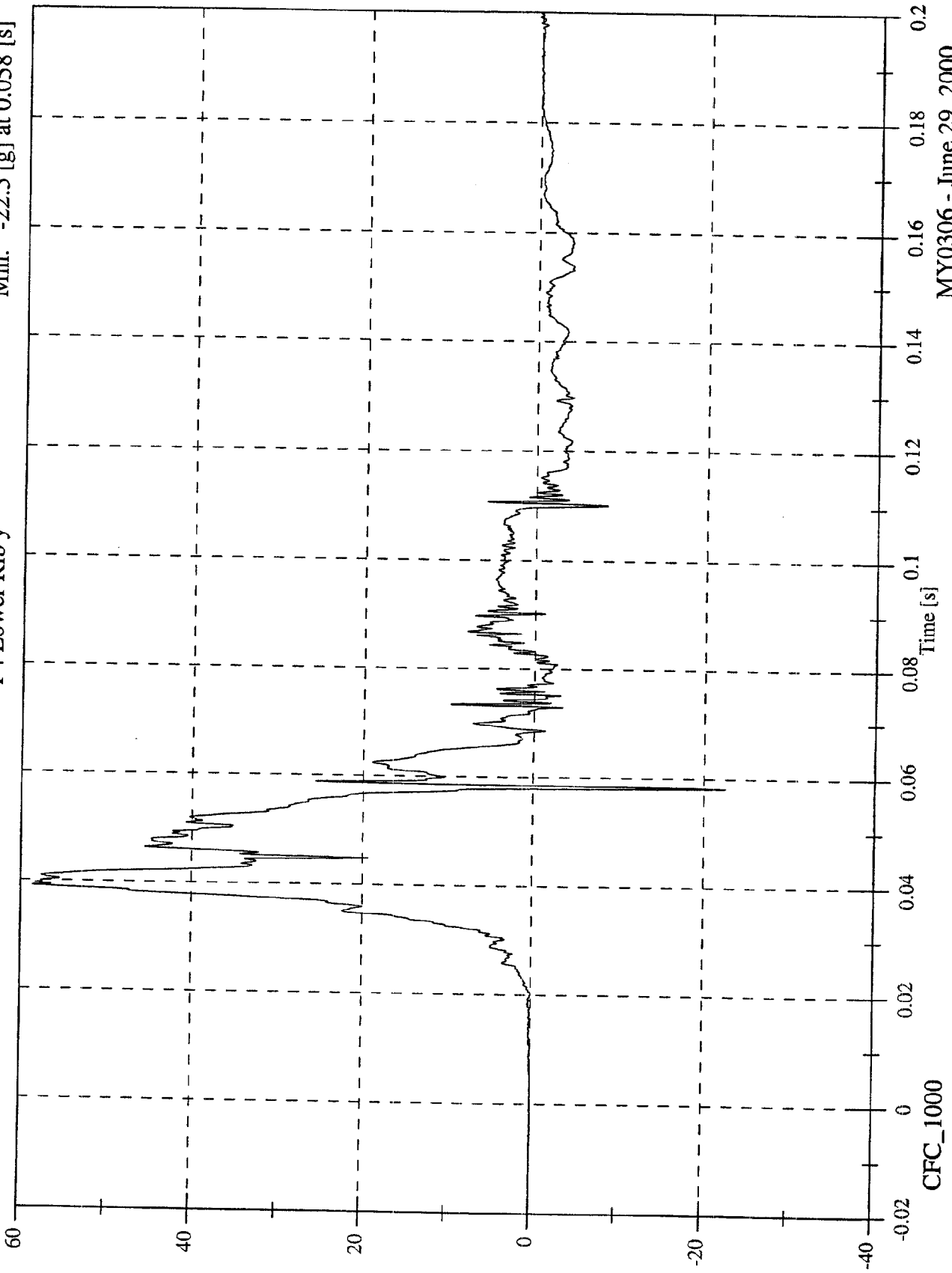


MY0306 - June 29, 2000

SNCAP Test #8 - 2001 Chrysler PT Cruiser

P4 Lower Rib y

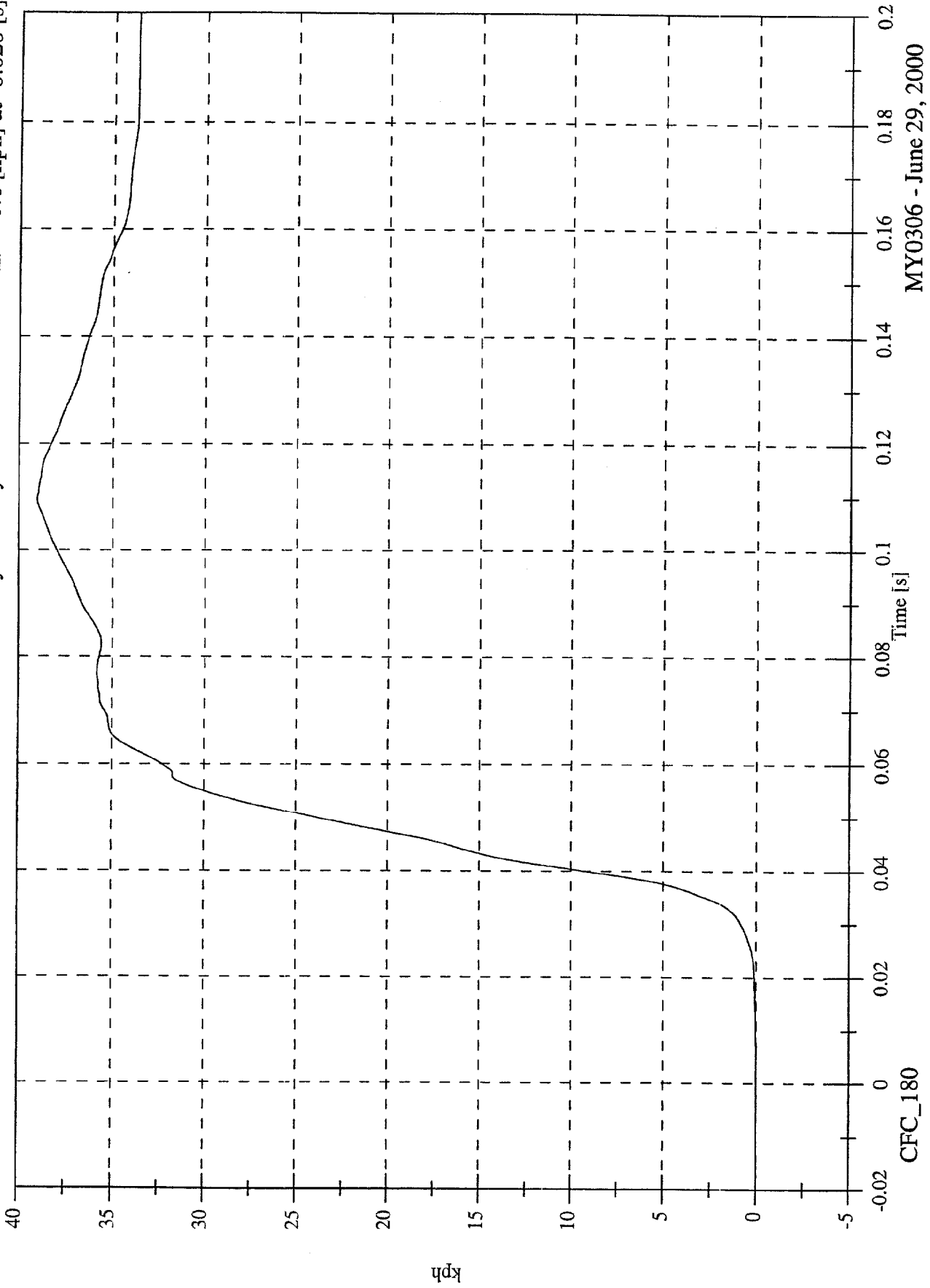
Max: 58.5 [g] at 0.039 [s]
Min: -22.5 [g] at 0.058 [s]



SNCAP Test #8 - 2001 Chrysler PT Cruiser

Max: 39.0 [kph] at 0.110 [s]
Min: -0.0 [kph] at -0.020 [s]

P4 Lower Rib y Velocity

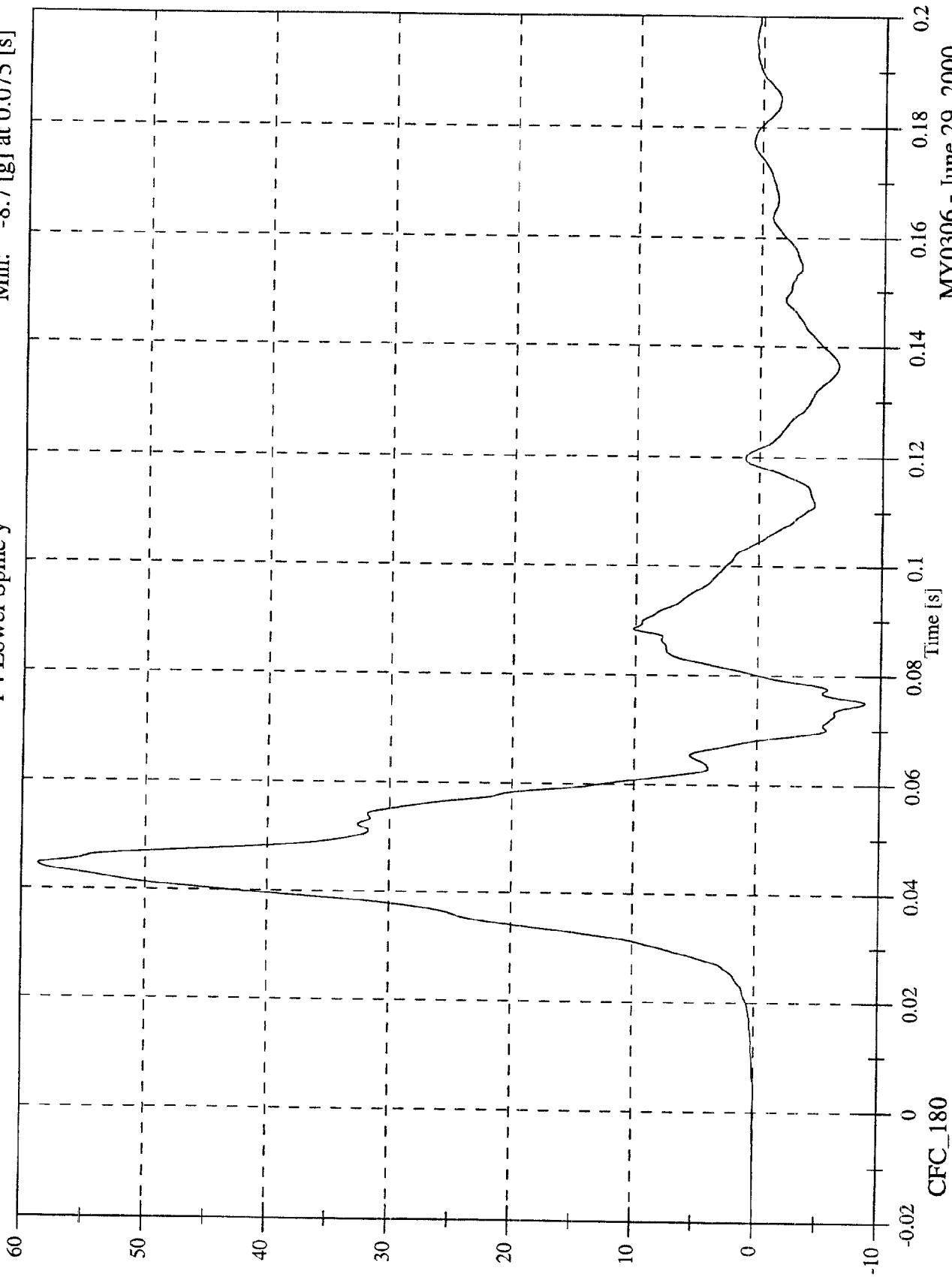


MY0306 - June 29, 2000

SNCAP Test #8 - 2001 Chrysler PT Cruiser

P4 Lower Spine y

Max: 58.7 [g] at 0.045 [s]
Min: -8.7 [g] at 0.075 [s]

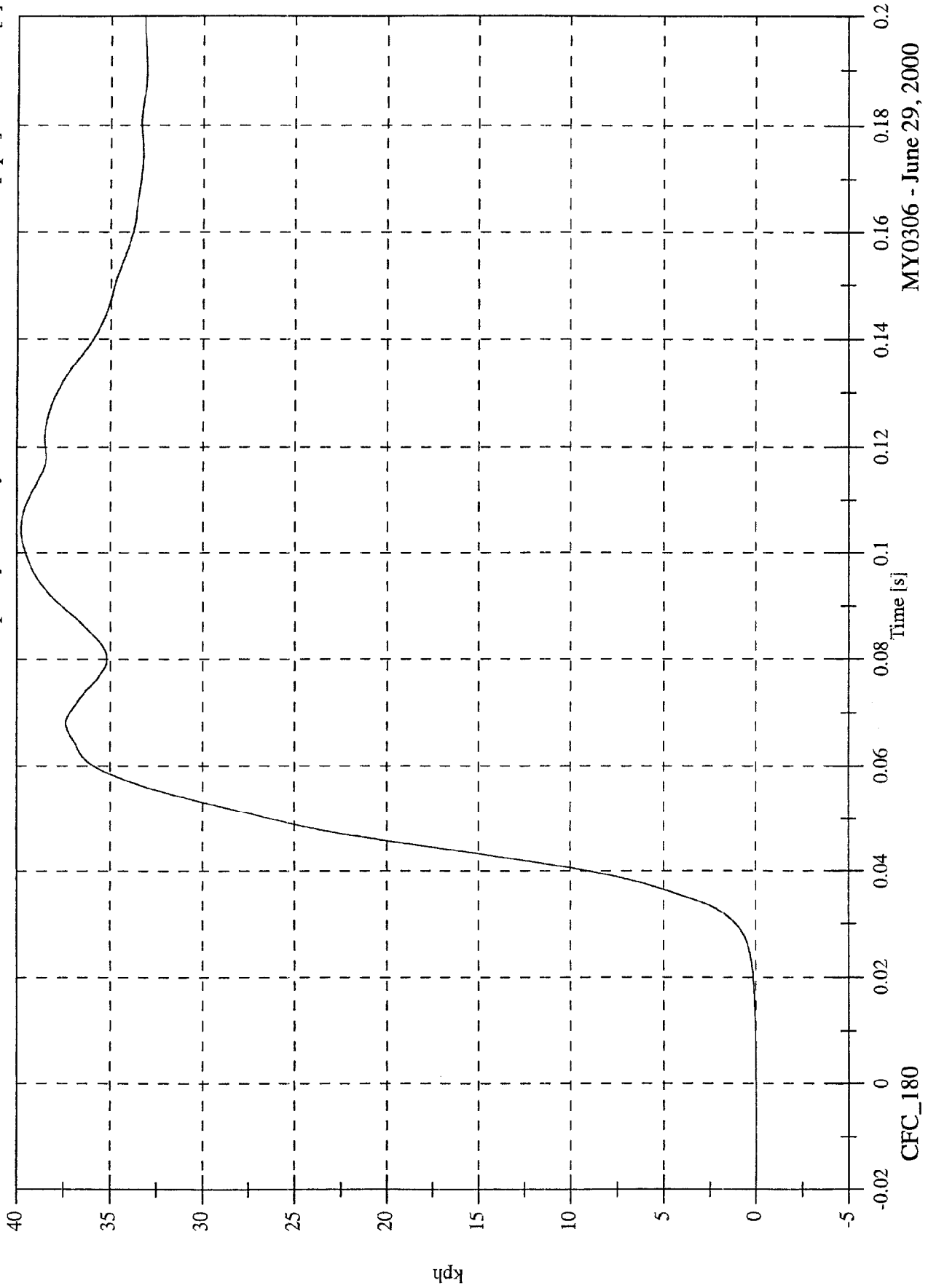


MY0306 - June 29, 2000

SNCAP Test #8 - 2001 Chrysler PT Cruiser

P4 Lower Spine y Velocity

Max: 39.8 [kph] at 0.105 [s]
Min: -0.0 [kph] at -0.018 [s]

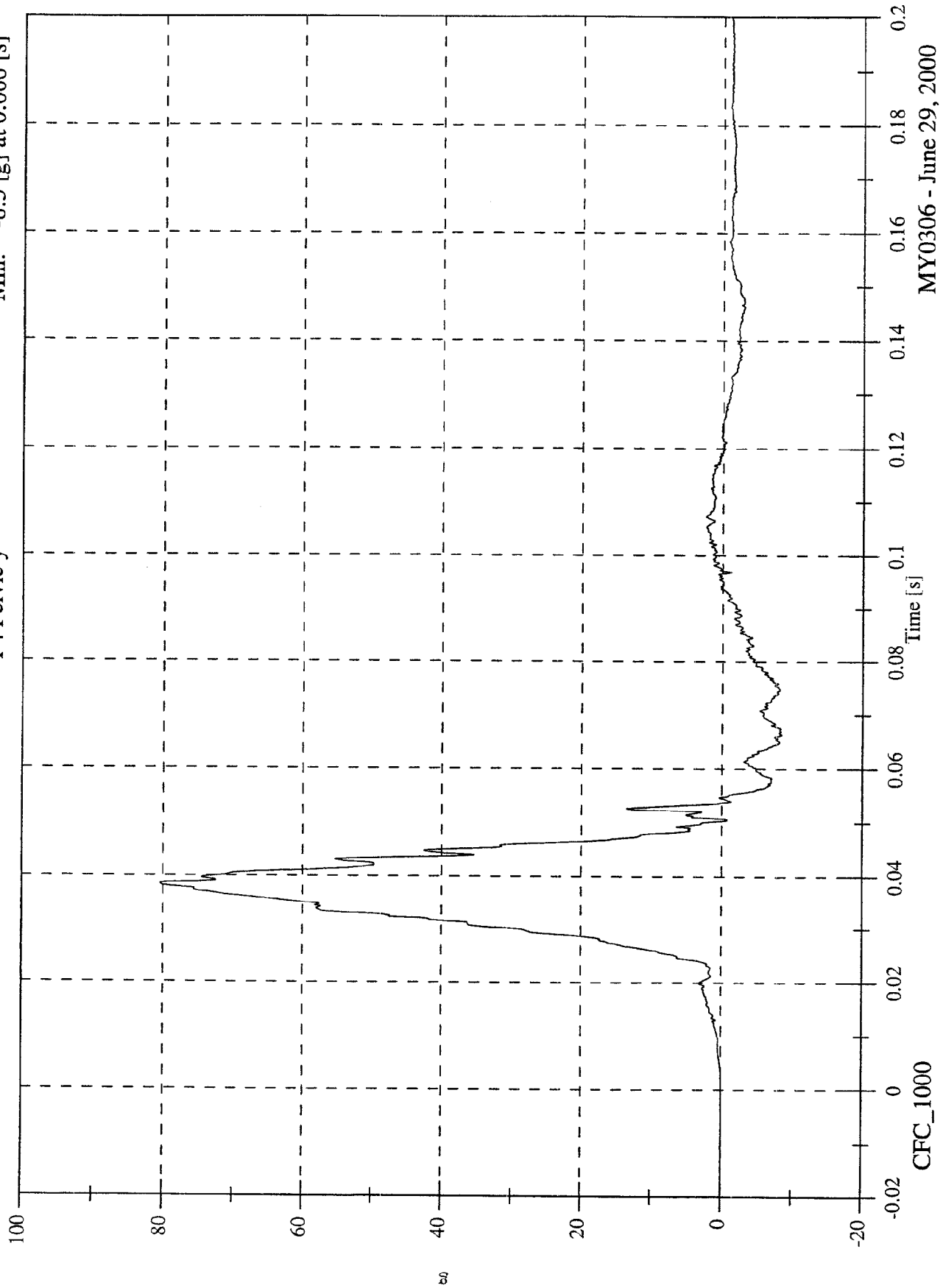


MY0306 - June 29, 2000

SNCAP Test #8 - 2001 Chrysler PT Cruiser

P4 Pelvic y

Max: 80.4 [g] at 0.039 [s]
Min: -8.5 [g] at 0.066 [s]

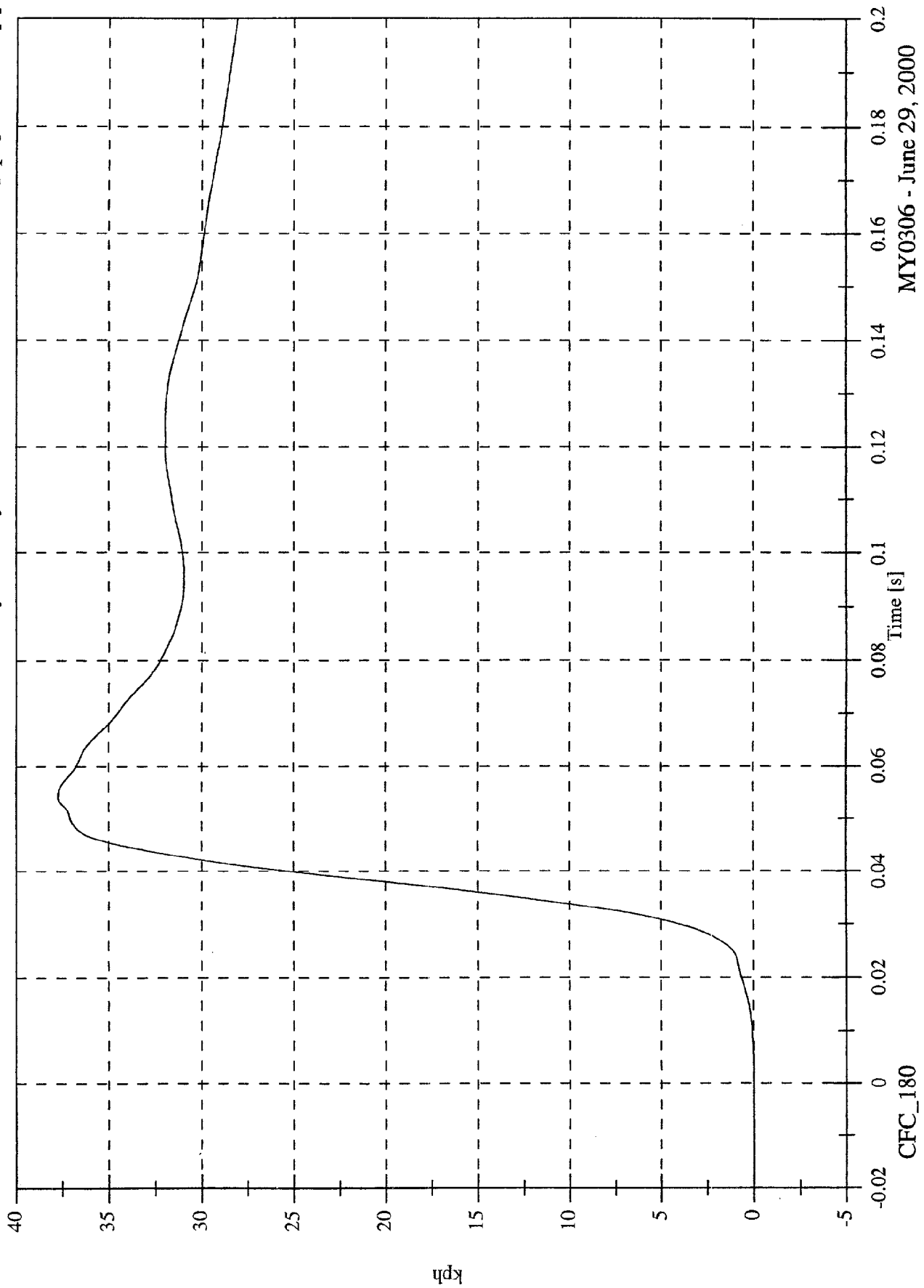


MY0306 - June 29, 2000

SNCAP Test #8 - 2001 Chrysler PT Cruiser

Max: 37.7 [kph] at 0.054 [s]
Min: -0.0 [kph] at -0.020 [s]

P4 Pelvic y Velocity

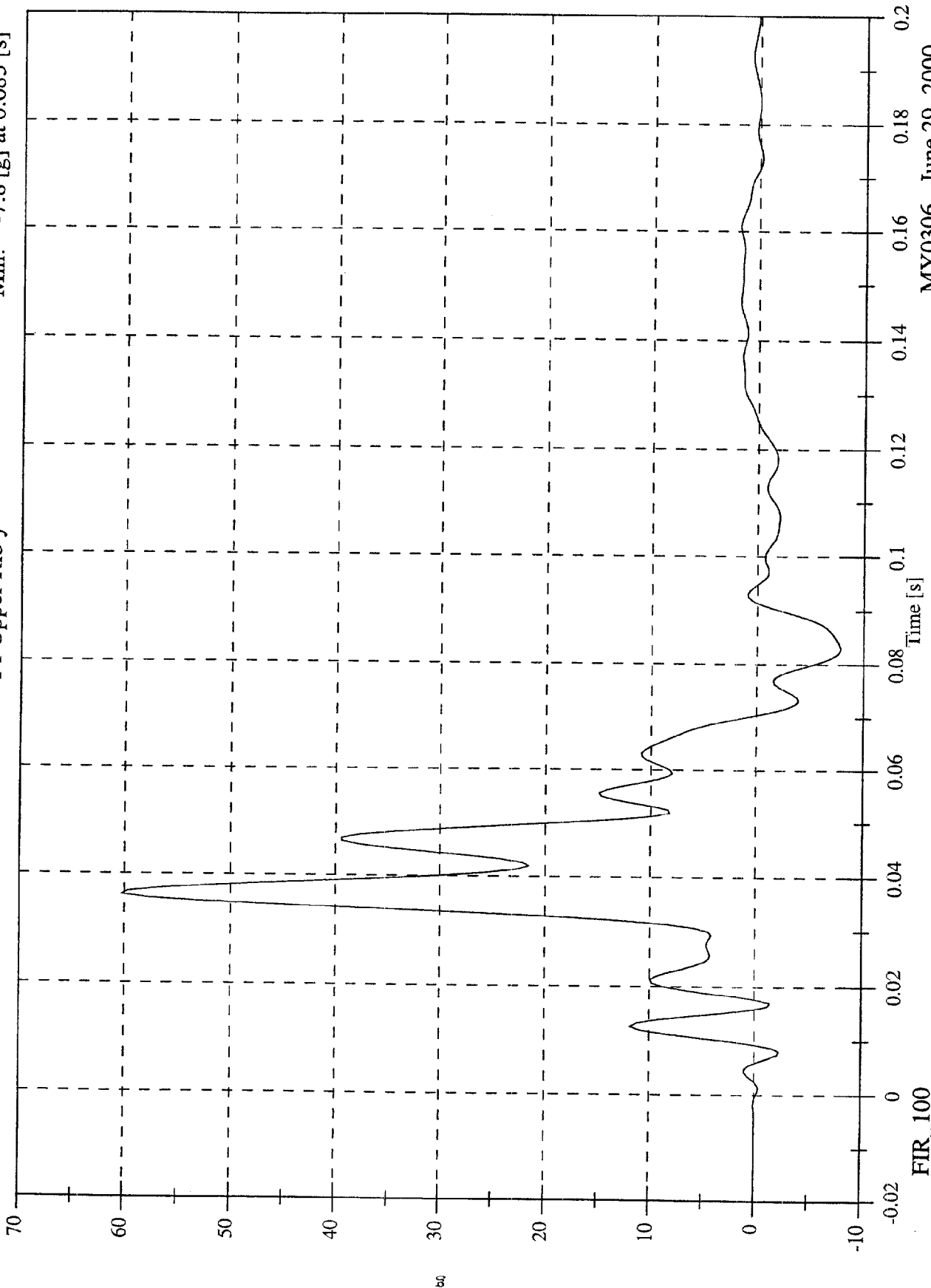


MY0306 - June 29, 2000

SNCAP Test #8 - 2001 Chrysler PT Cruiser

P1 Upper Rib y

Max: 60.3 [g] at 0.036 [s]
Min: -7.8 [g] at 0.083 [s]

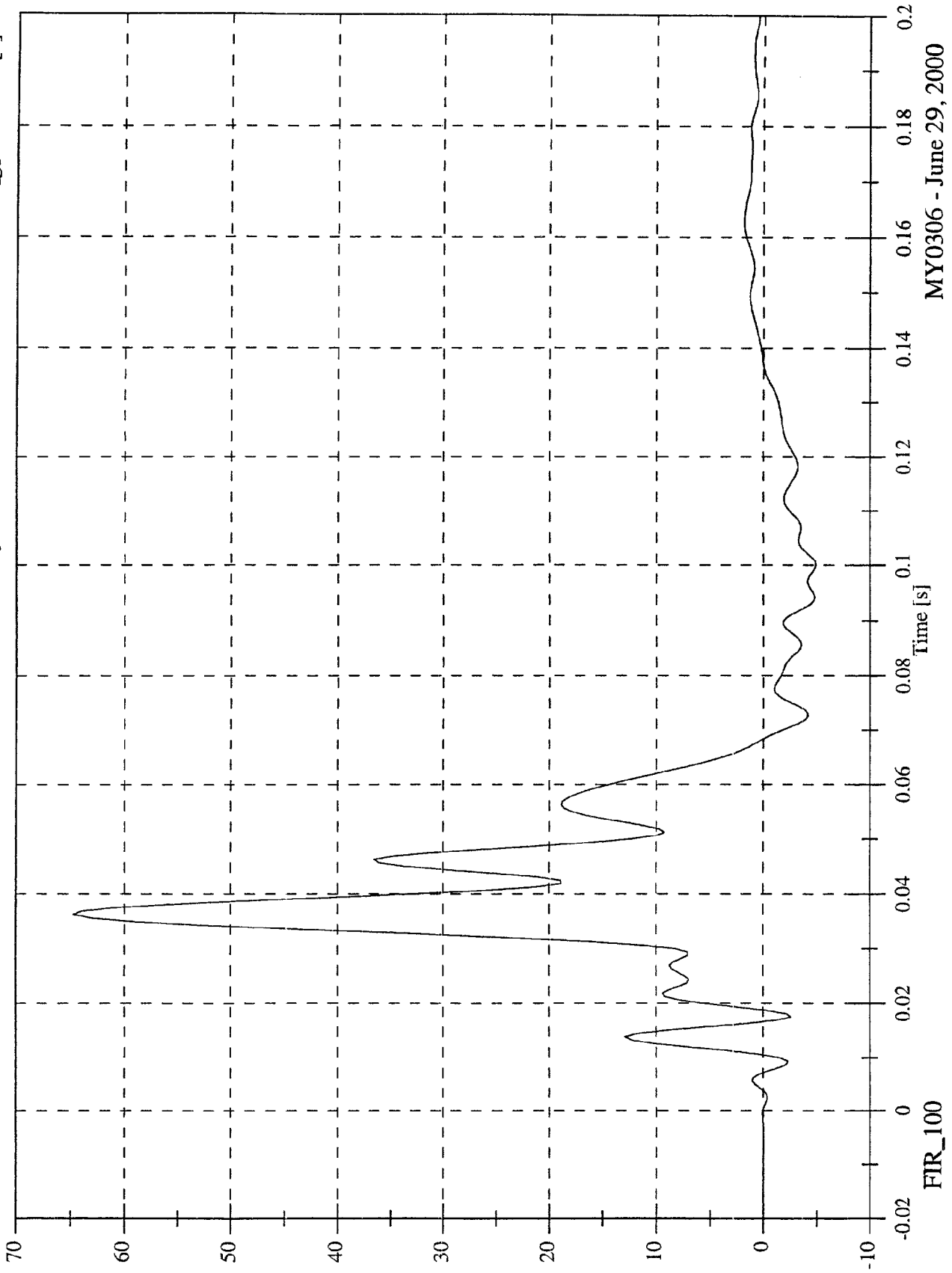


MY0306 - June 29, 2000

SNCAP Test #8 - 2001 Chrysler PT Cruiser

Max: 64.7 [g] at 0.036 [s]
Min: -4.9 [g] at 0.100 [s]

P1 Lower Rib y

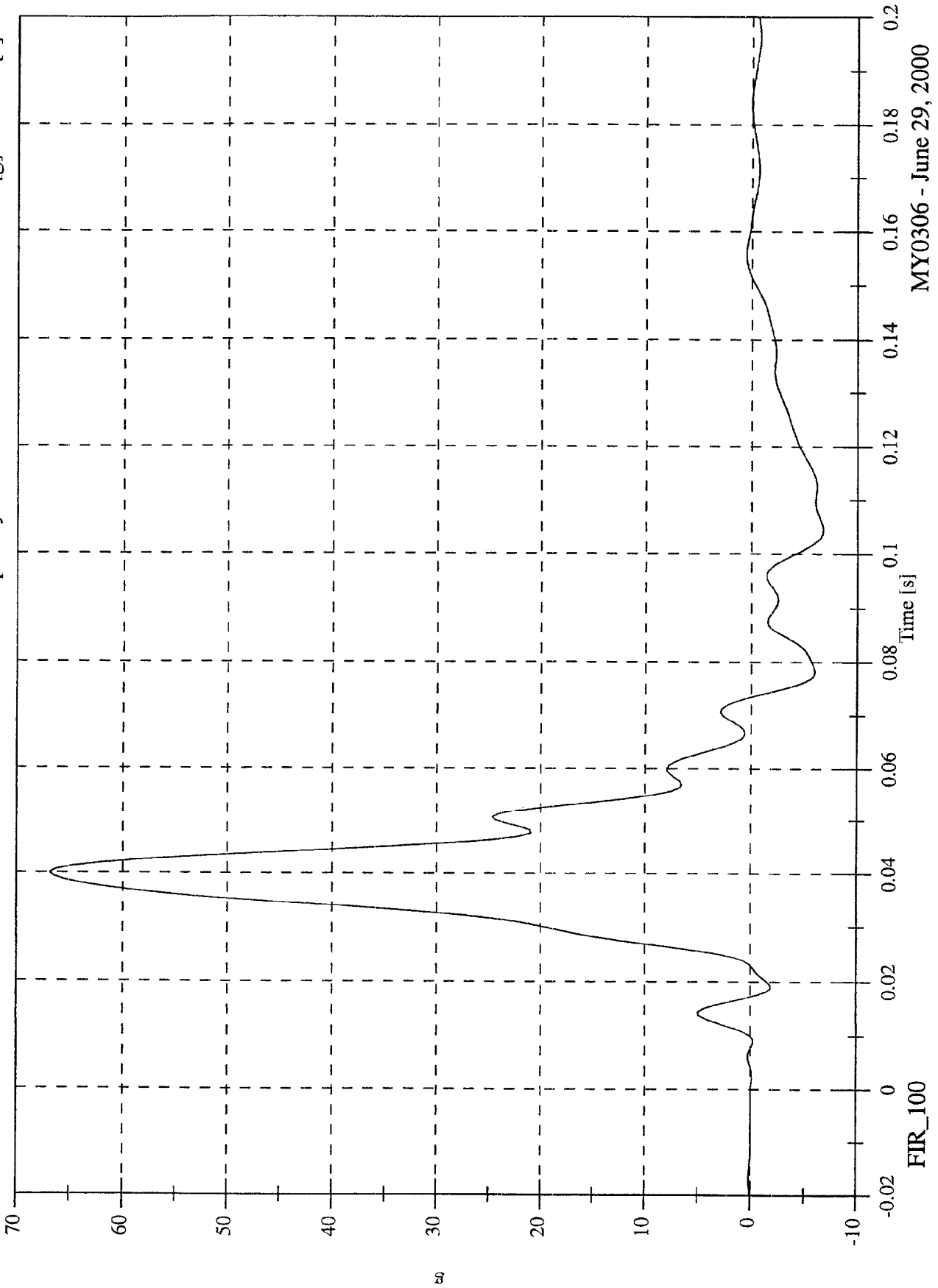


MY0306 - June 29, 2000

SNCAP Test #8 - 2001 Chrysler PT Cruiser

P1 Lower Spine y

Max: 66.8 [g] at 0.040 [s]
Min: -6.7 [g] at 0.104 [s]

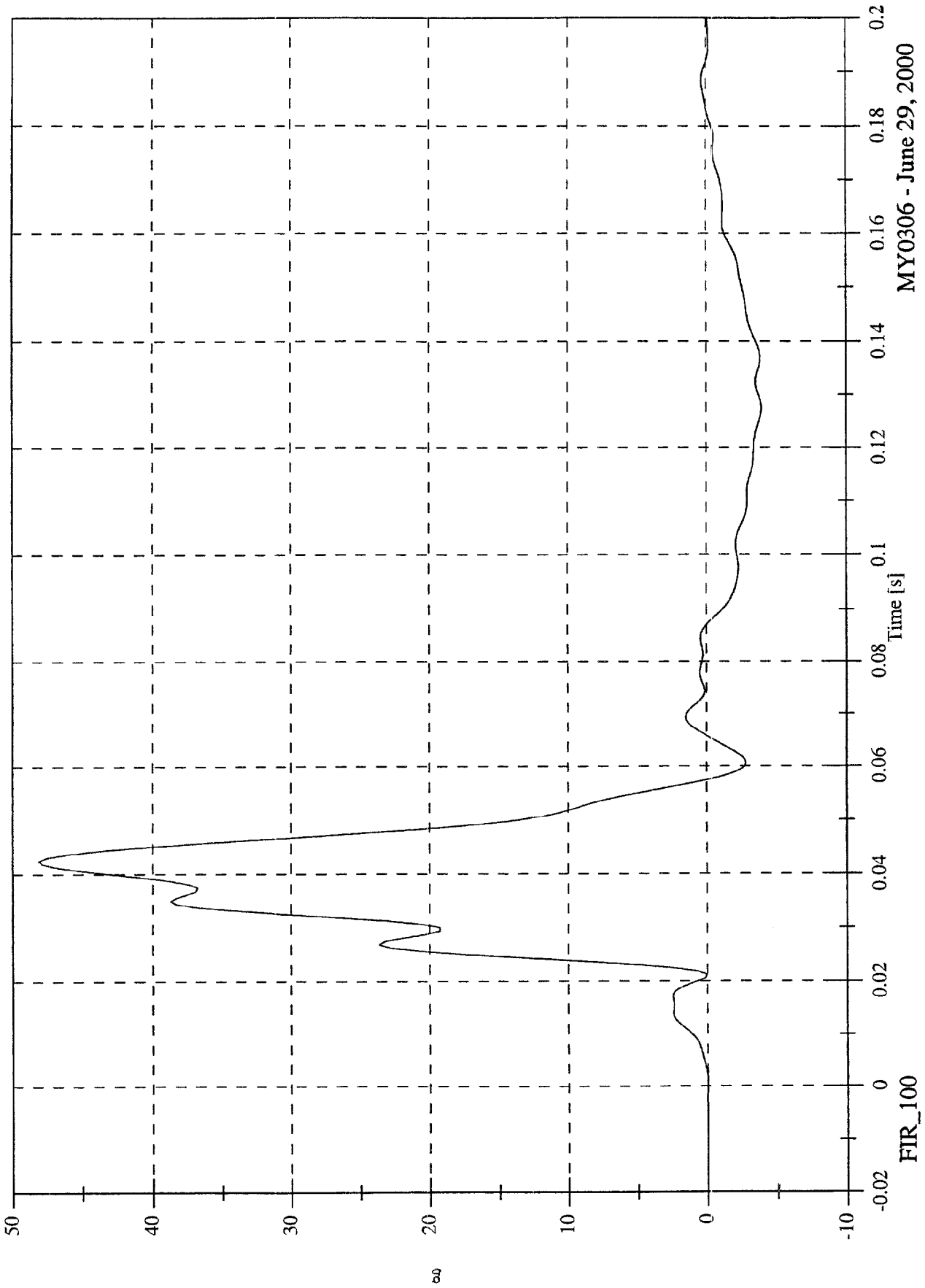


FIR_100
MY0306 - June 29, 2000

SNCAP Test #8 - 2001 Chrysler PT Cruiser

Max: 48.1 [g] at 0.043 [s]
Min: -3.9 [g] at 0.128 [s]

P1 Pelvic y



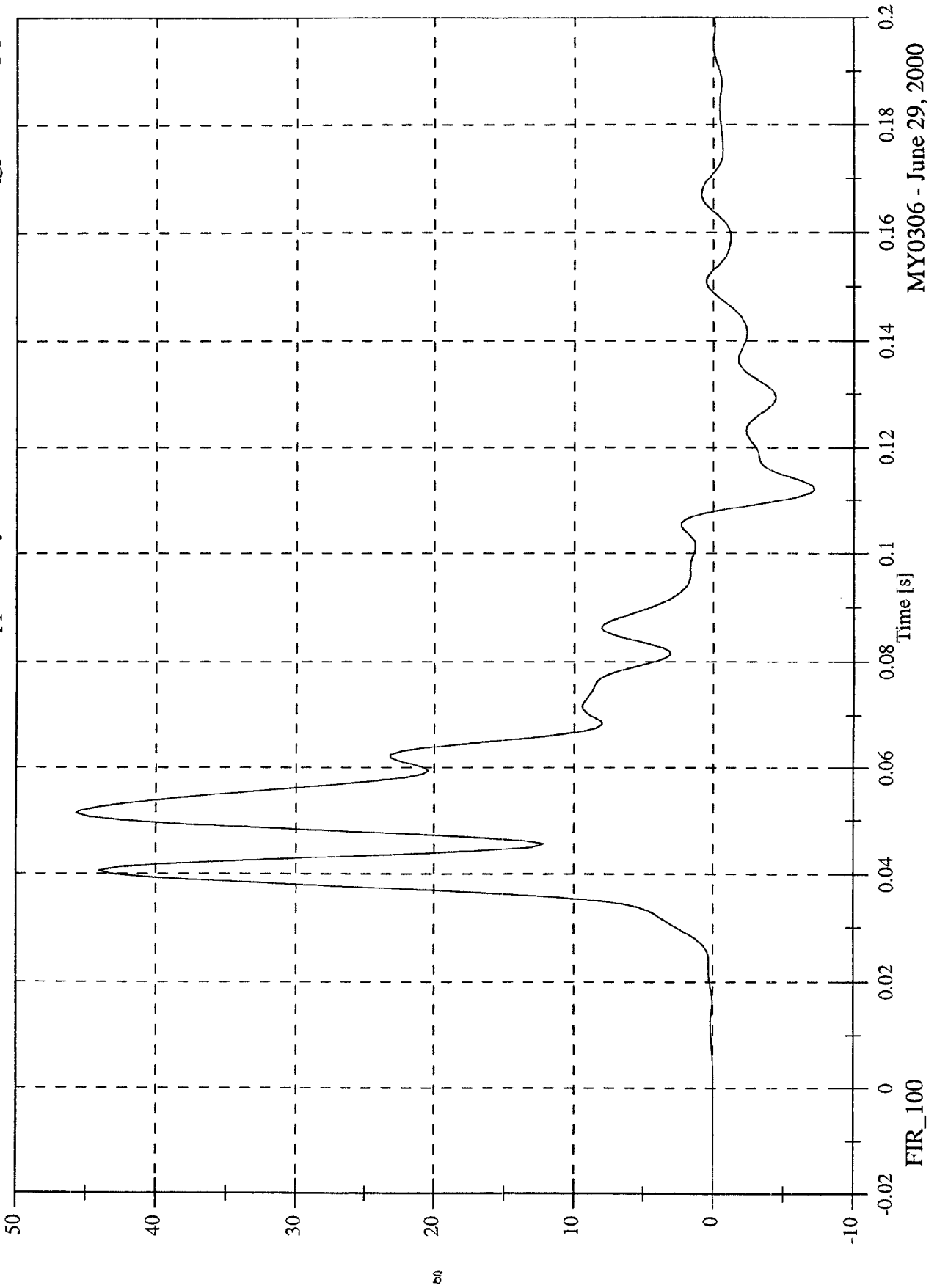
MY0306 - June 29, 2000

FIR_100

SNCAP Test #8 - 2001 Chrysler PT Cruiser

P4 Upper Rib y

Max: 45.7 [g] at 0.051 [s]
Min: -7.2 [g] at 0.112 [s]

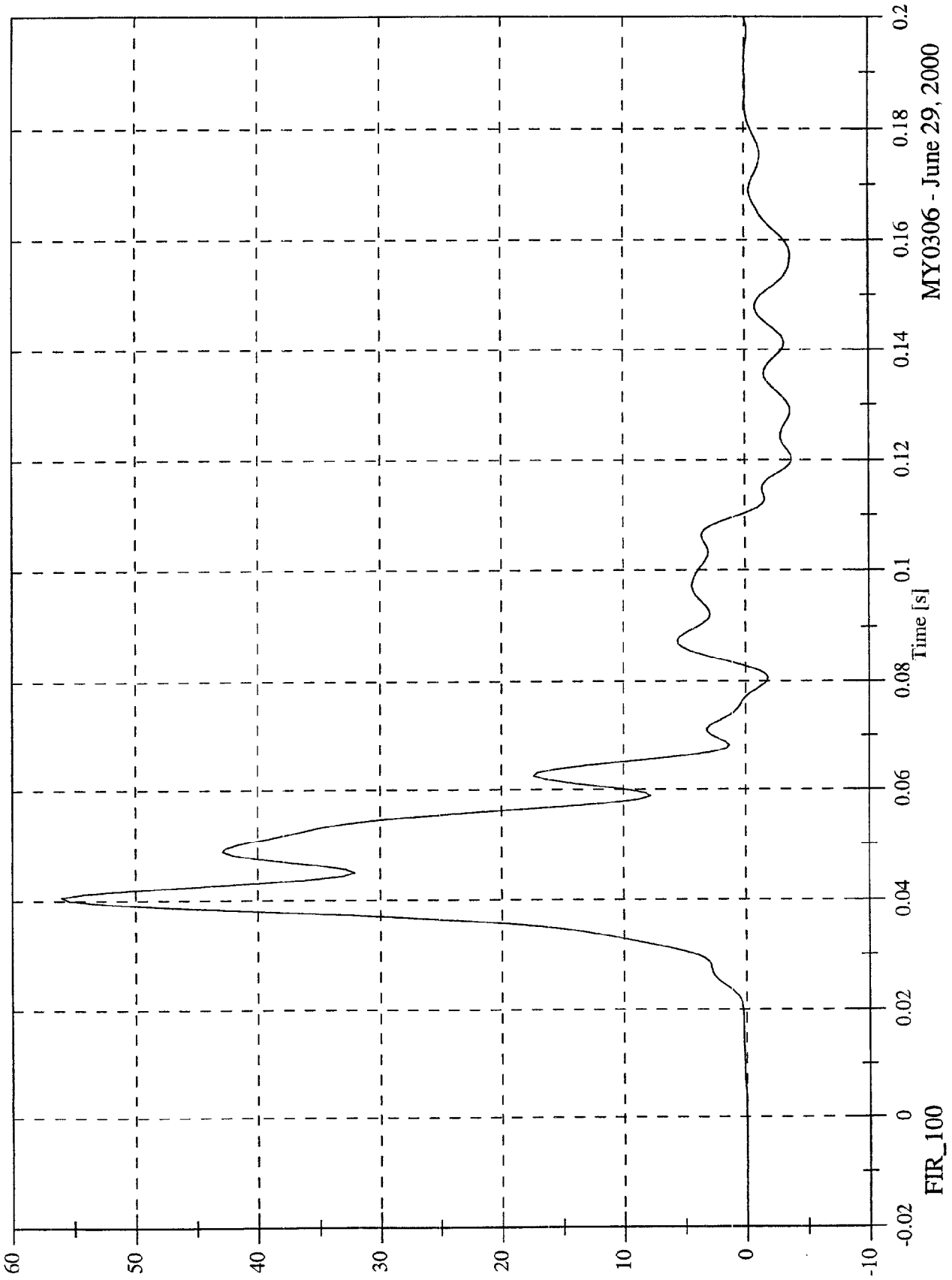


MY0306 - June 29, 2000

SNCAP Test #8 - 2001 Chrysler PT Cruiser

Max: 56.0 [g] at 0.041 [s]
Min: -3.8 [g] at 0.120 [s]

P4 Lower Rib y



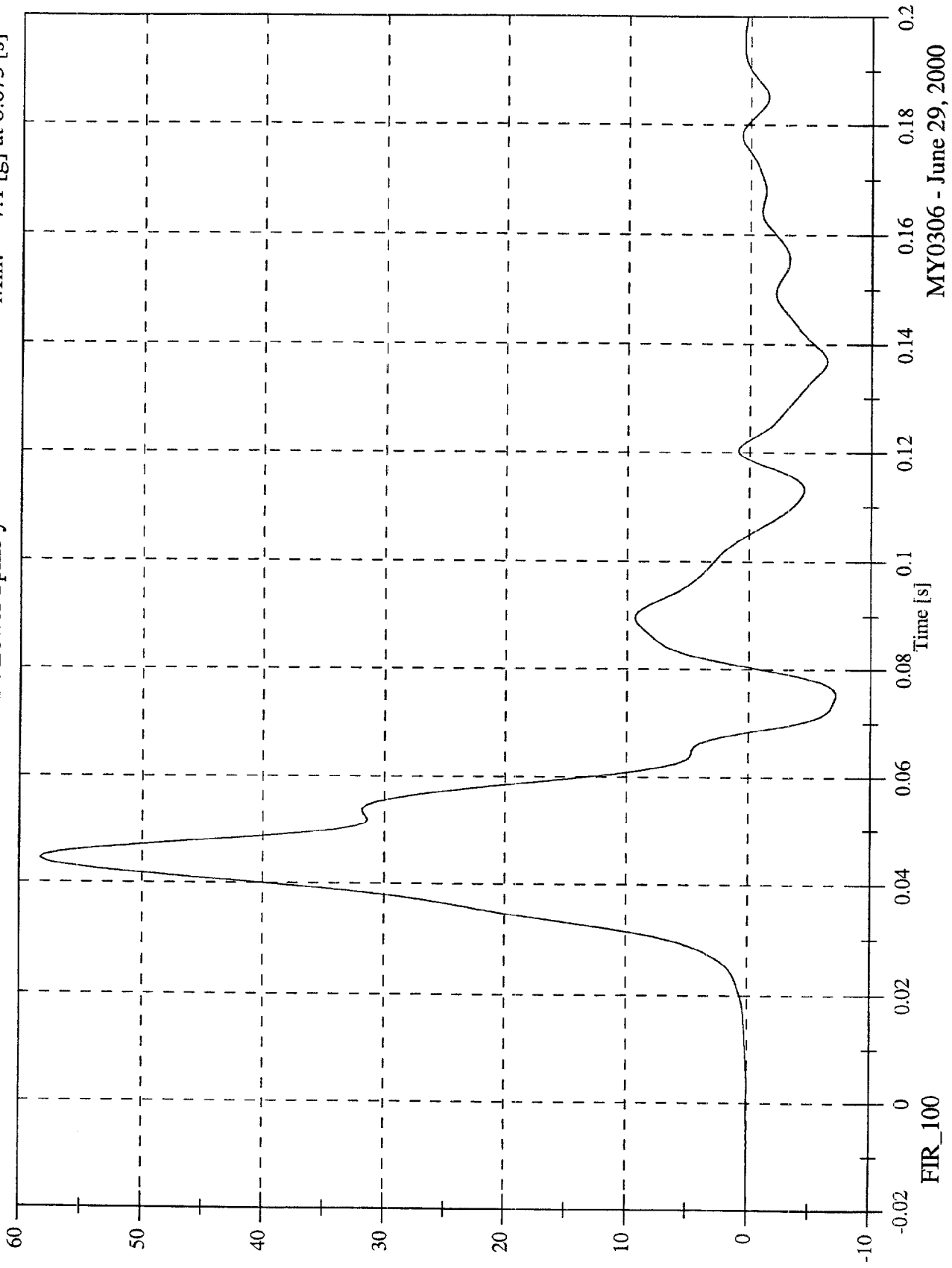
MY0306 - June 29, 2000

SNCAP Test #8 - 2001 Chrysler PT Cruiser

P4 Lower Spine y

Max: 58.3 [g] at 0.044 [s]

Min: -7.1 [g] at 0.075 [s]

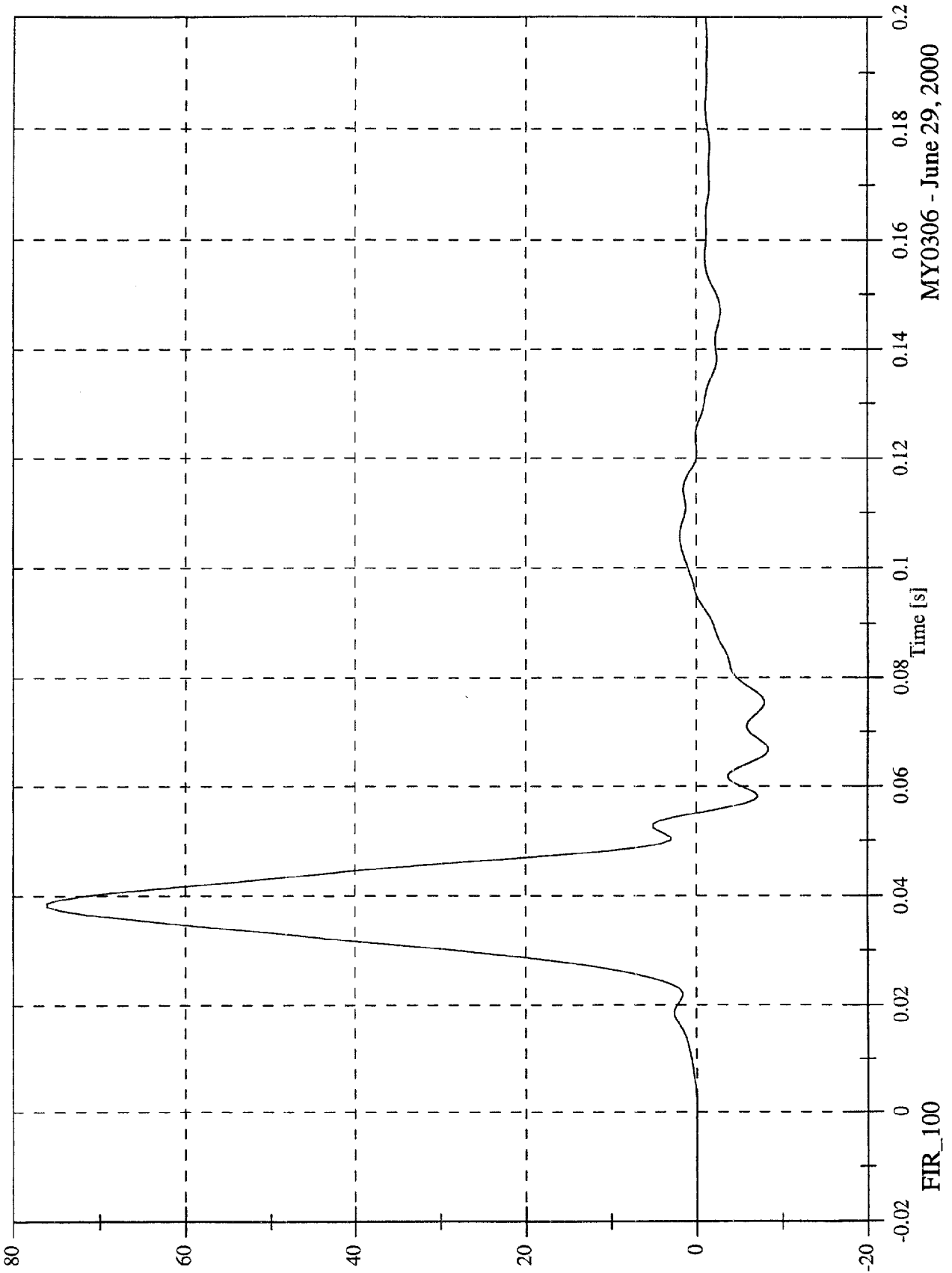


MY0306 - June 29, 2000

SNCAP Test #8 - 2001 Chrysler PT Cruiser

Max: 76.1 [g] at 0.038 [s]
Min: -8.4 [g] at 0.067 [s]

P4 Pelvic y

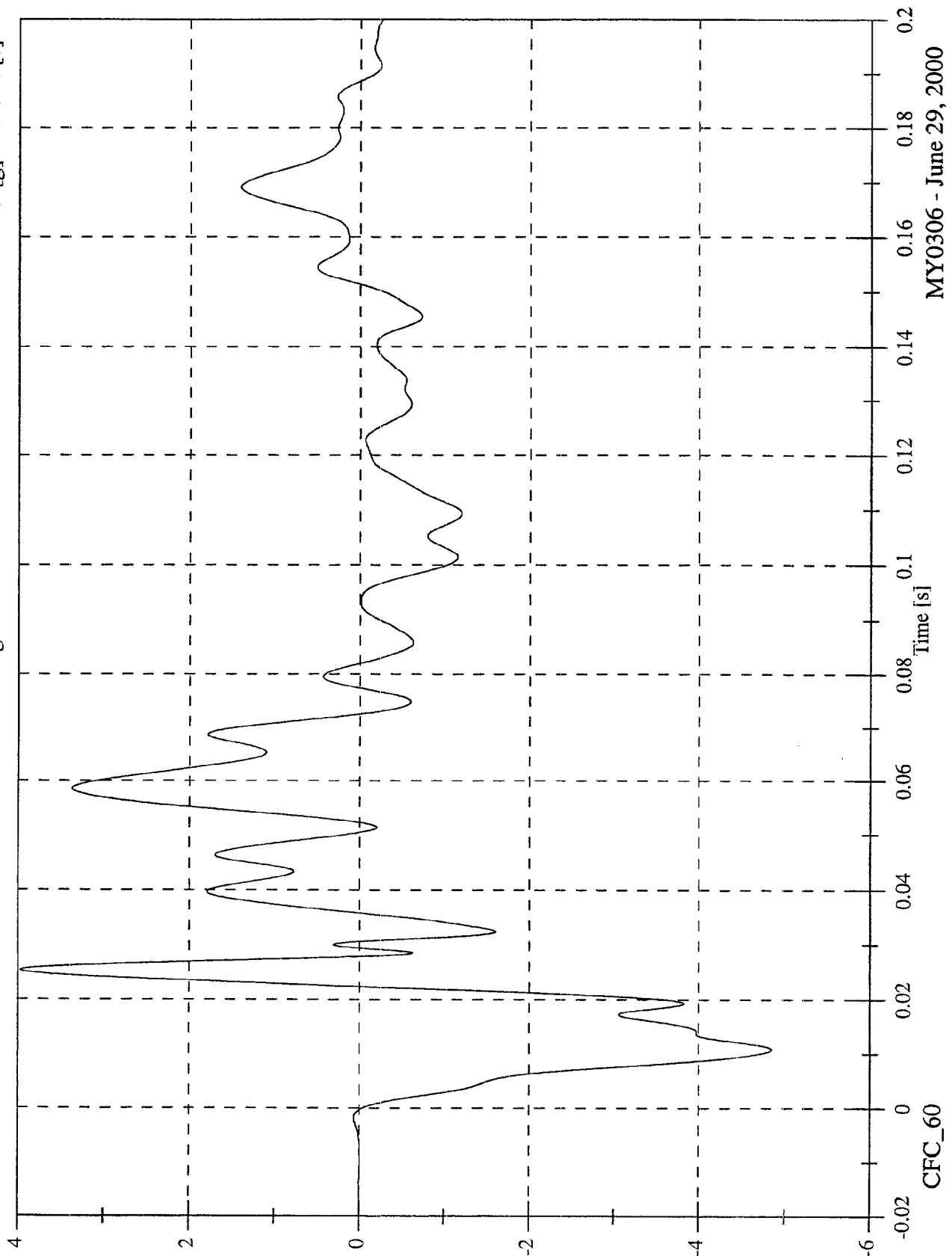


MY0306 - June 29, 2000

SNCAP Test #8 - 2001 Chrysler PT Cruiser

Acc 1 Right Front Sill X

Max: 4.0 [g] at 0.025 [s]
Min: -4.9 [g] at 0.011 [s]

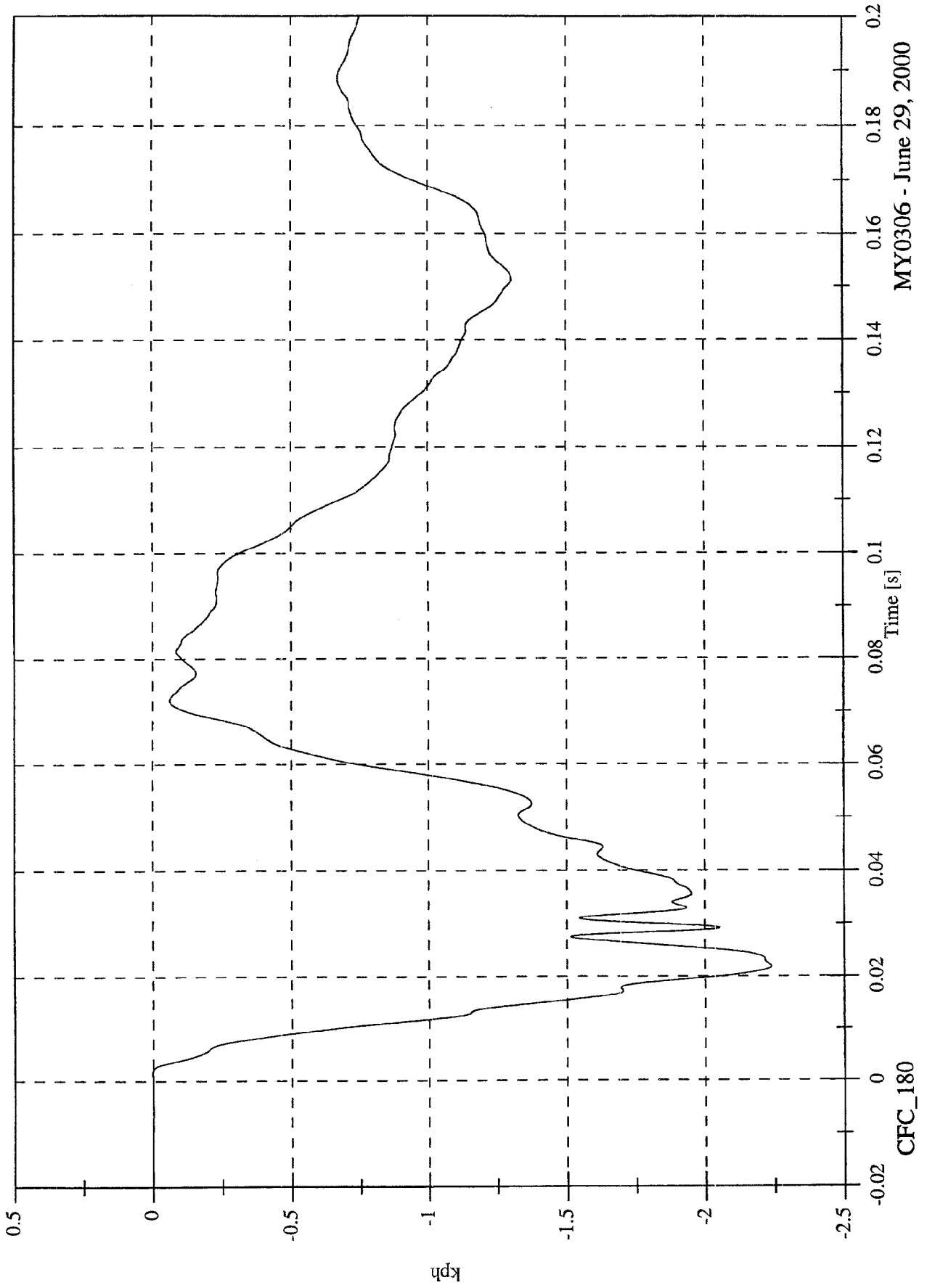


MY0306 - June 29, 2000

SNCAP Test #8 - 2001 Chrysler PT Cruiser

Max: 0.0 [kph] at 0.002 [s]
Min: -2.2 [kph] at 0.022 [s]

Acc 1 Right Front Sill X Velocity



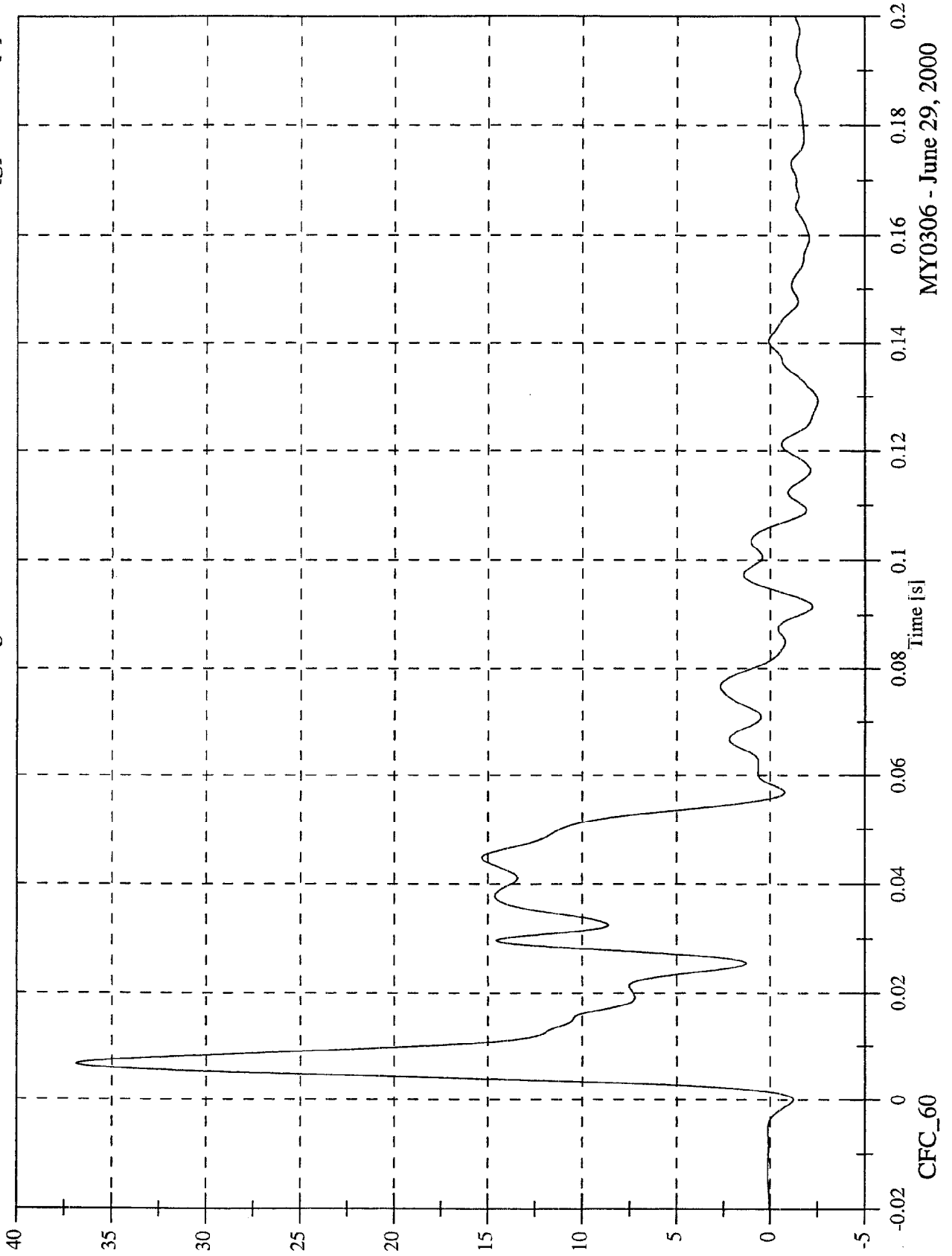
MY0306 - June 29, 2000

SNCAP Test #8 - 2001 Chrysler PT Cruiser

Acc 1 Right Front Sill Y

Max: 36.9 [g] at 0.007 [s]

Min: -2.5 [g] at 0.129 [s]

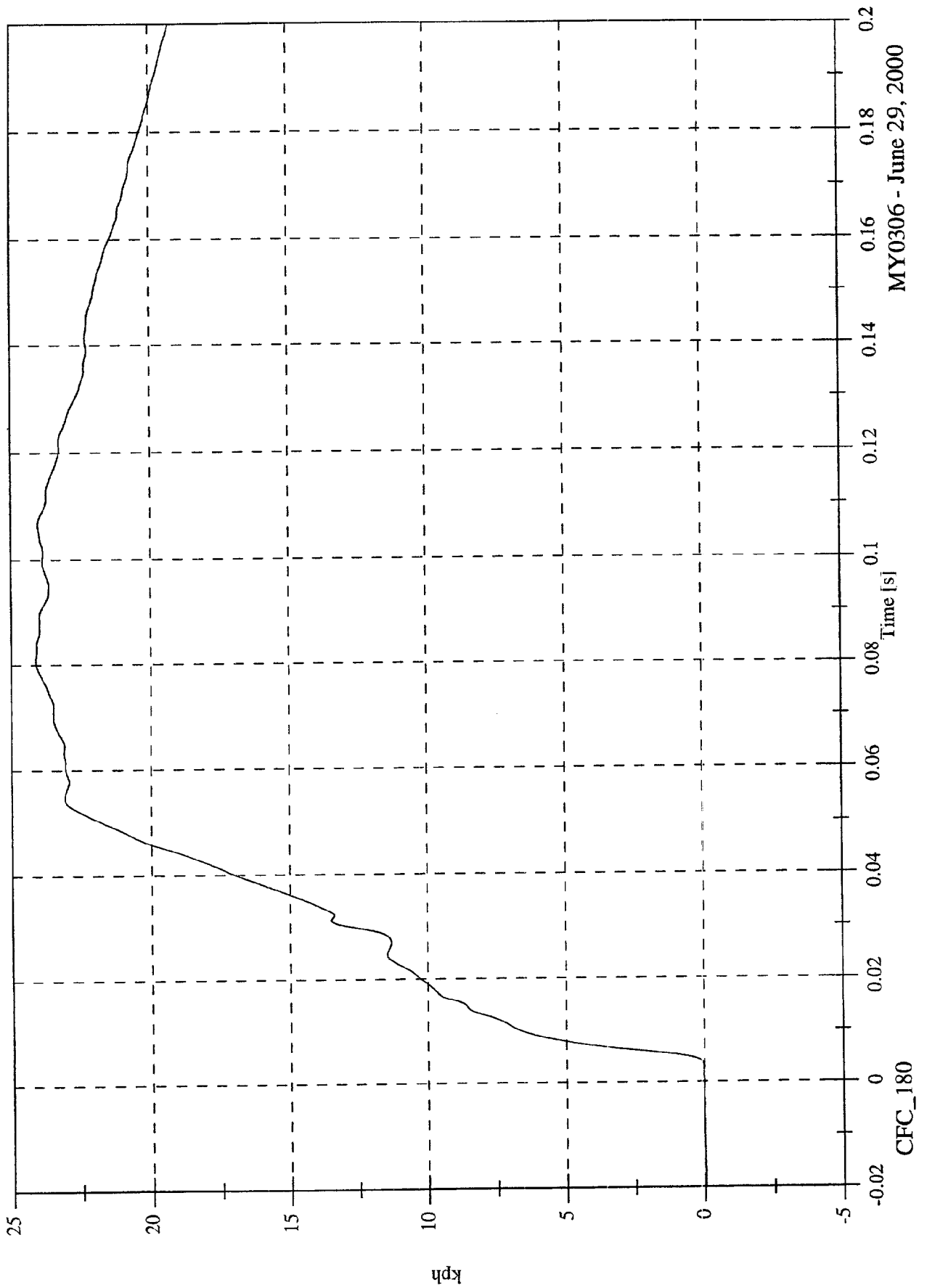


MY0306 - June 29, 2000

SNCAP Test #8 - 2001 Chrysler PT Cruiser

Acc 1 Right Front Sill Y Velocity

Max: 24.1 [kph] at 0.081 [s]
Min: -0.0 [kph] at -0.020 [s]



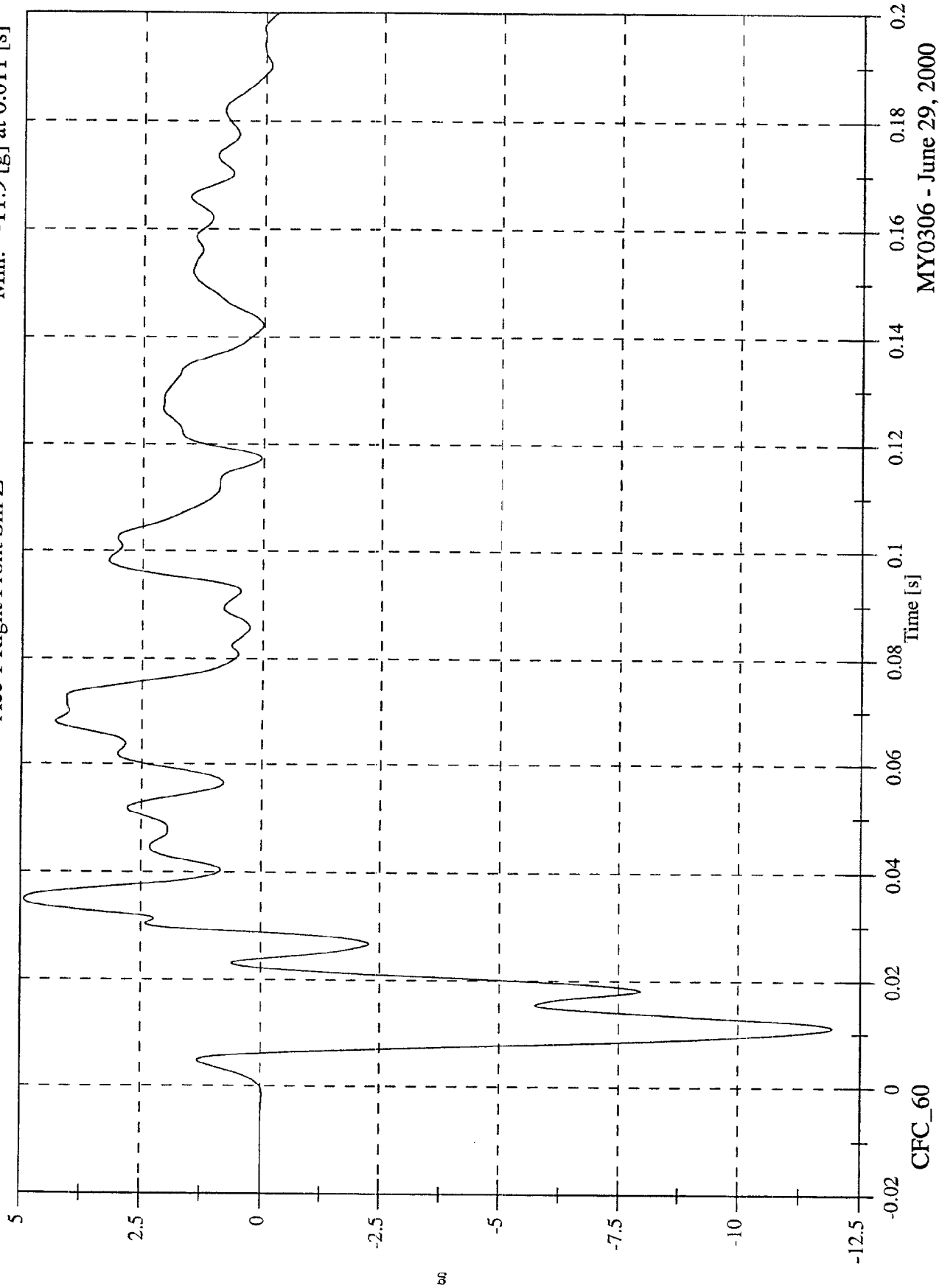
MY0306 - June 29, 2000

CFC_180

SNCAP Test #8 - 2001 Chrysler PT Cruiser

Max: 4.9 [g] at 0.035 [s]
Min: -11.9 [g] at 0.011 [s]

Acc 1 Right Front Sill Z

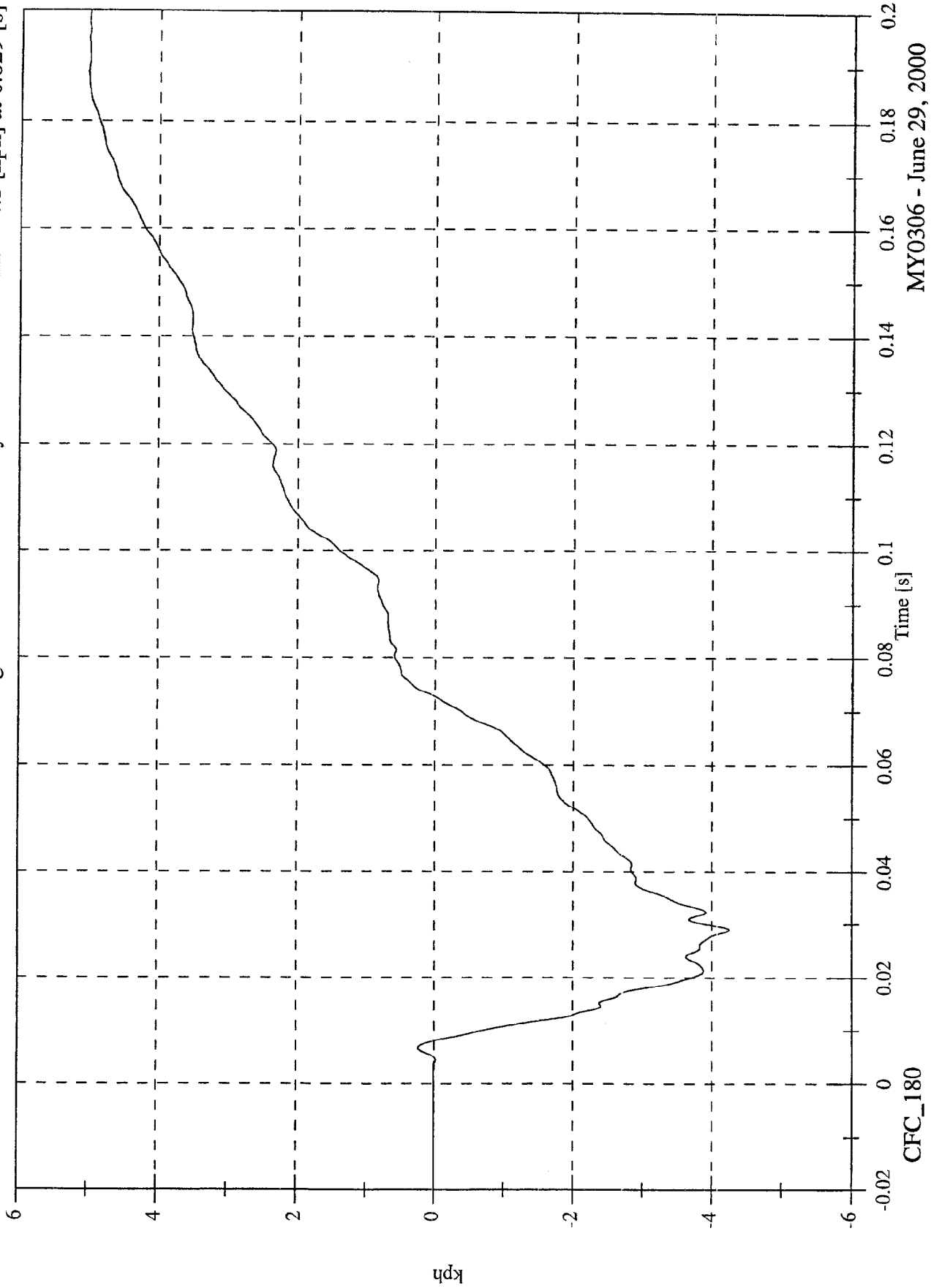


MY0306 - June 29, 2000

SNCAP Test #8 - 2001 Chrysler PT Cruiser

Acc 1 Right Front Sill Z Velocity

Max: 5.0 [kph] at 0.189 [s]
Min: -4.3 [kph] at 0.029 [s]



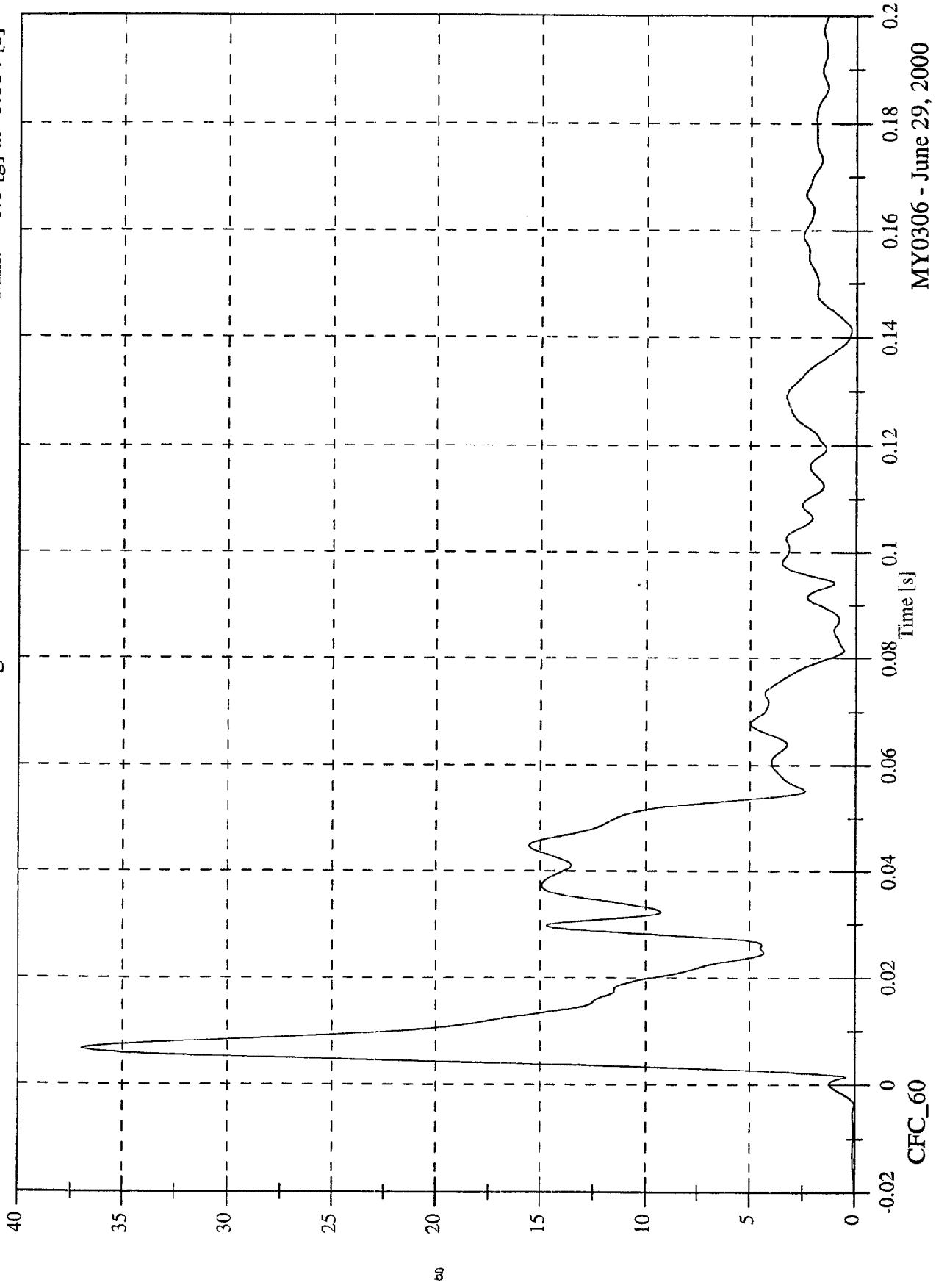
MY0306 - June 29, 2000

CFC_180

SNCAP Test #8 - 2001 Chrysler PT Cruiser

Acc 1 Right Front Sill Resultant

Max: 37.0 [g] at 0.007 [s]
Min: 0.0 [g] at -0.004 [s]



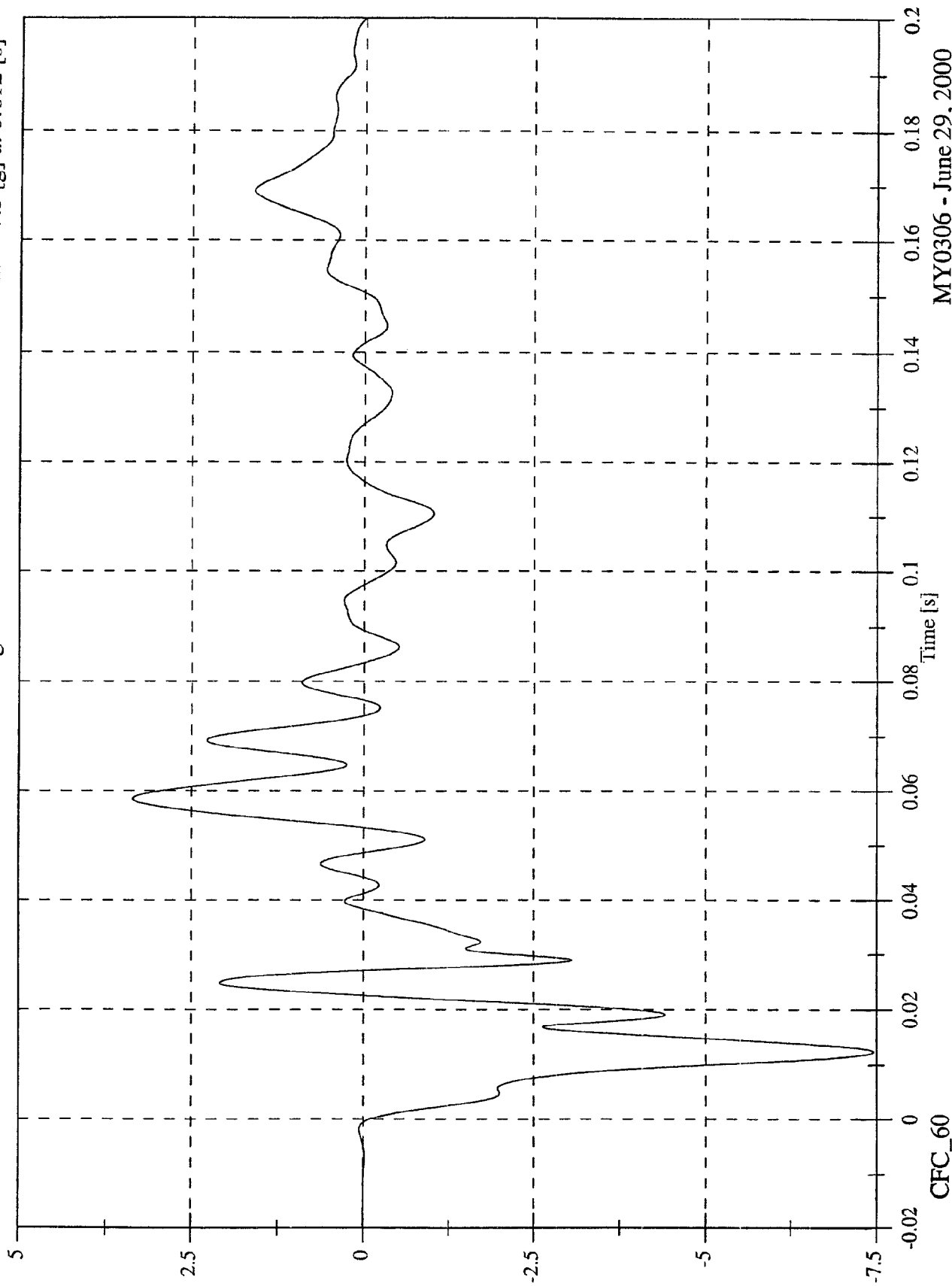
CFC_60
MY0306 - June 29, 2000

SNCAP Test #8 - 2001 Chrysler PT Cruiser

Acc 2 Right Rear Sill X

Max: 3.4 [g] at 0.059 [s]

Min: -7.5 [g] at 0.012 [s]

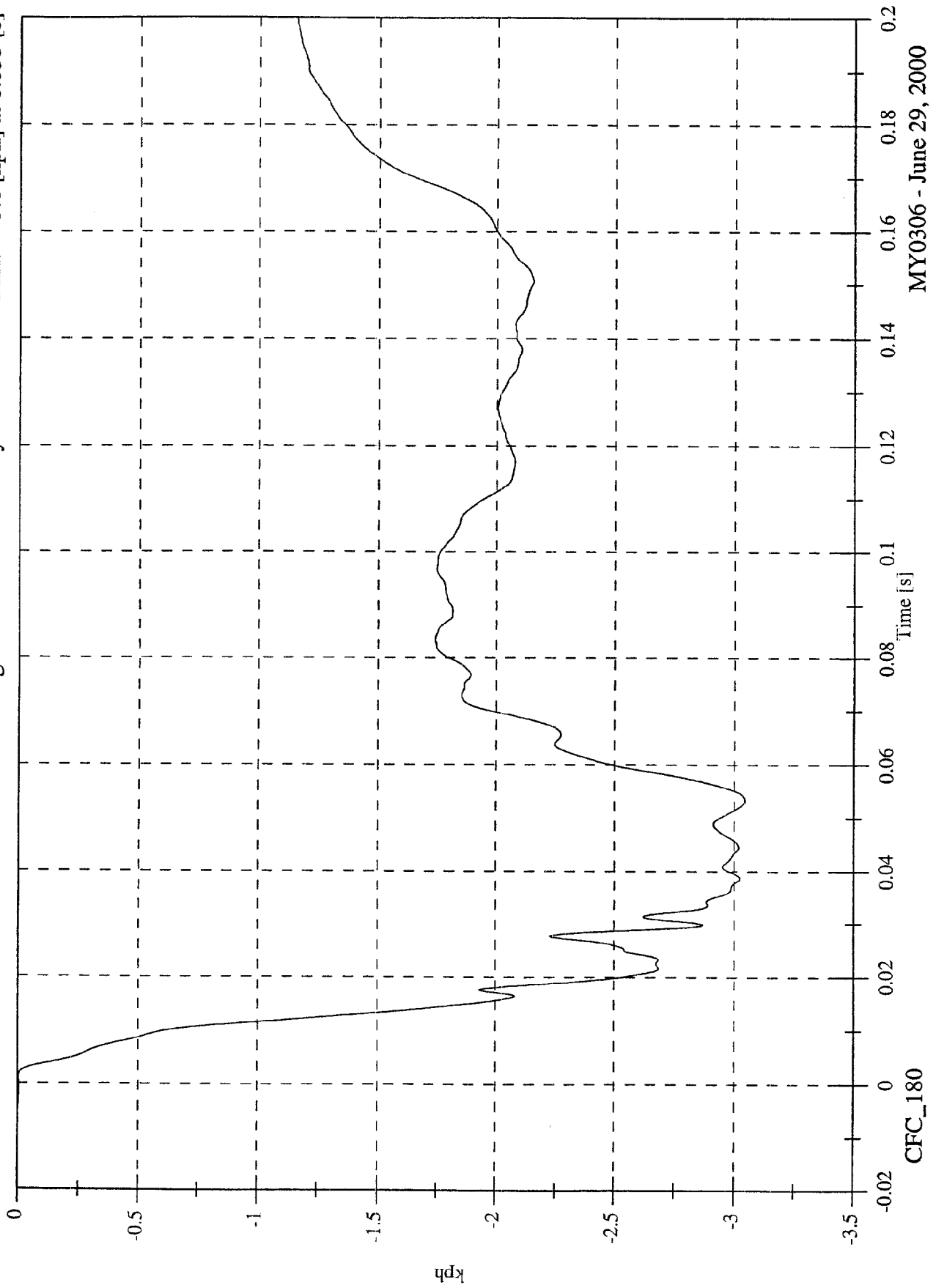


MY0306 - June 29, 2000

SNCAP Test #8 - 2001 Chrysler PT Cruiser

Max: 0.0 [kph] at -0.010 [s]
Min: -3.0 [kph] at 0.053 [s]

Acc 2 Right Rear Sill X Velocity

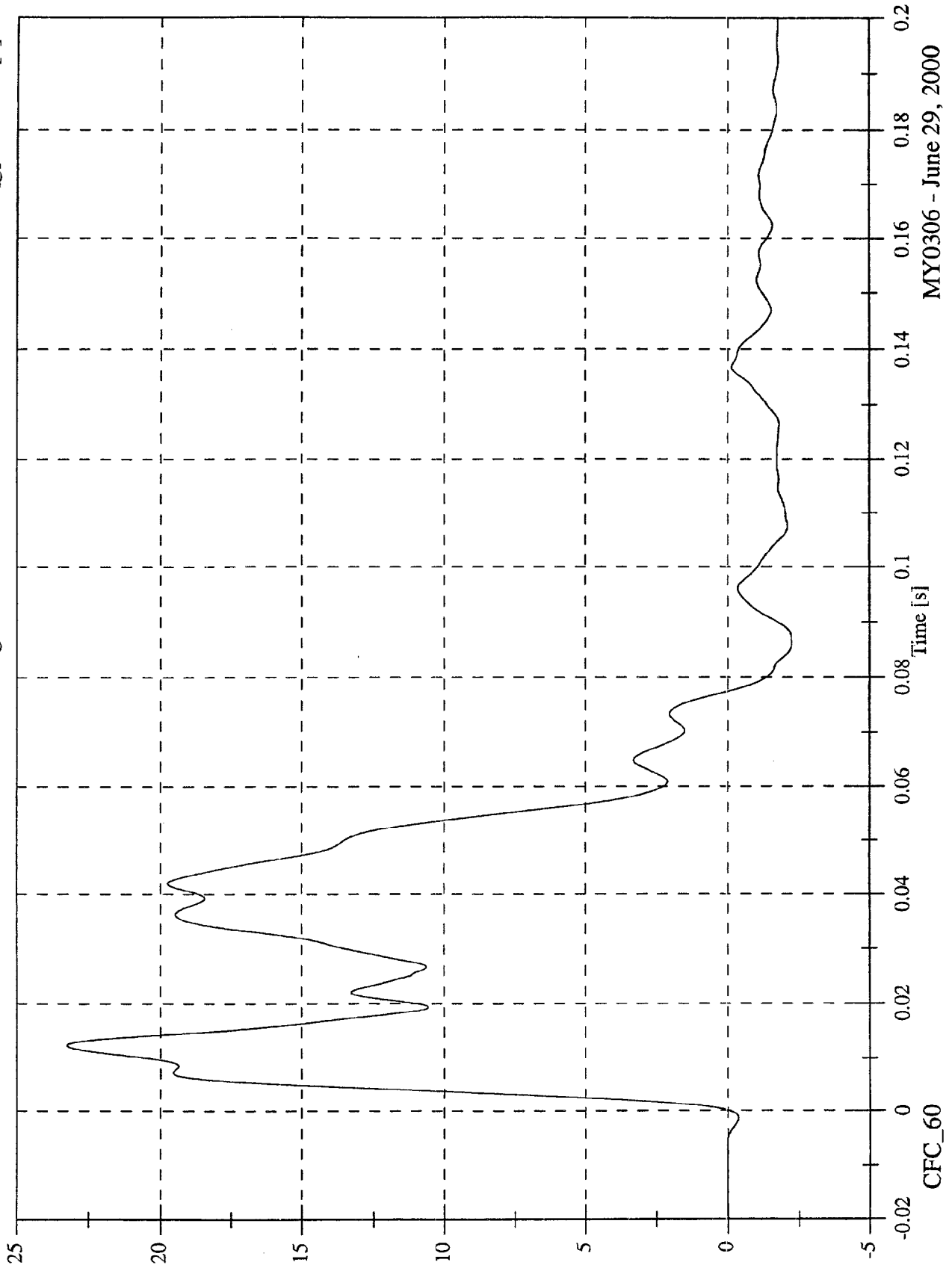


CFC_180
MY0306 - June 29, 2000

SNCAP Test #8 - 2001 Chrysler PT Cruiser

Acc 2 Right Rear Sill Y

Max: 23.2 [g] at 0.012 [s]
Min: -2.3 [g] at 0.086 [s]

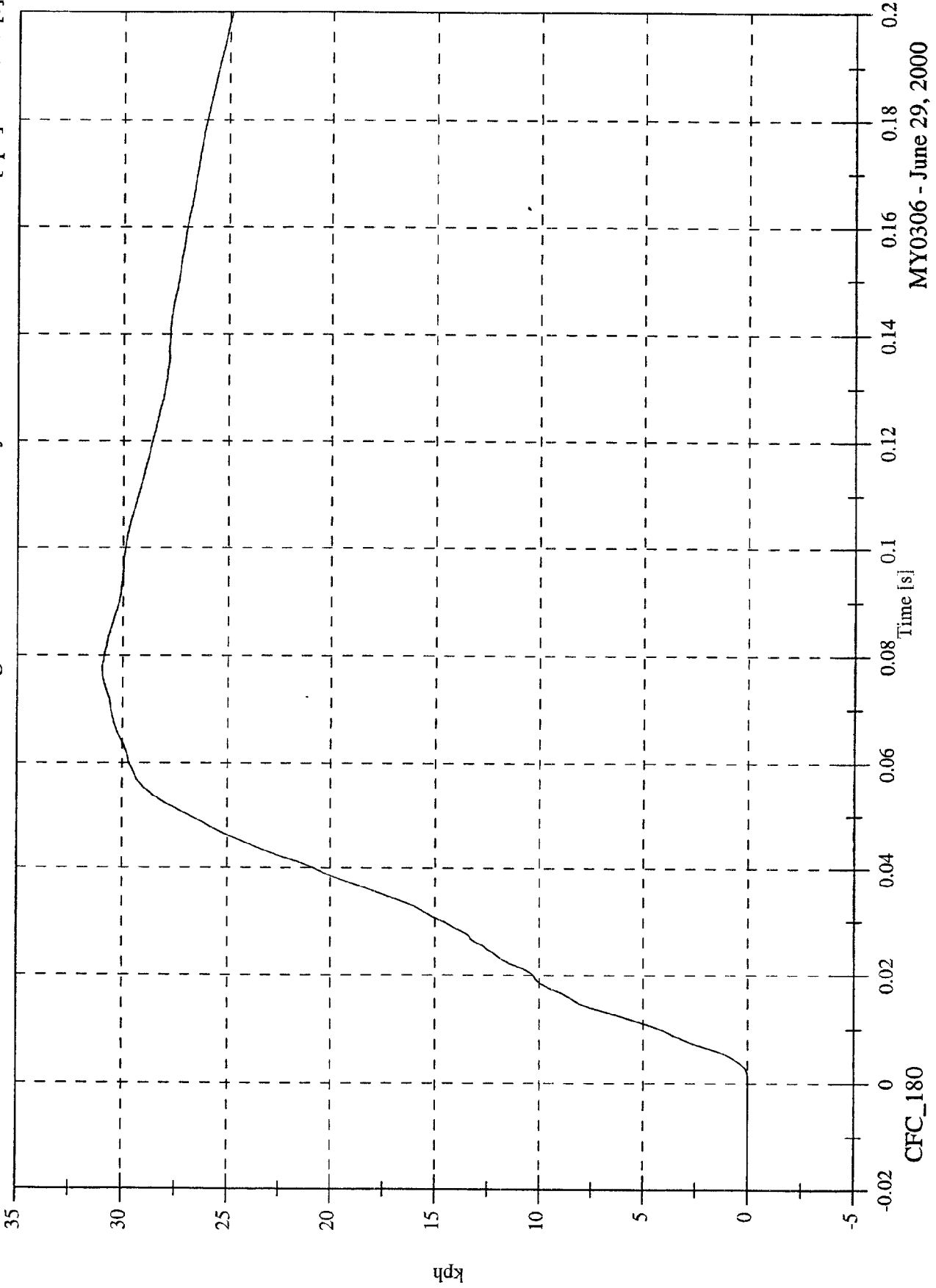


MY0306 - June 29, 2000

SNCAP Test #8 - 2001 Chrysler PT Cruiser

Acc 2 Right Rear Sill Y Velocity

Max: 31.0 [kph] at 0.077 [s]
Min: -0.0 [kph] at -0.020 [s]

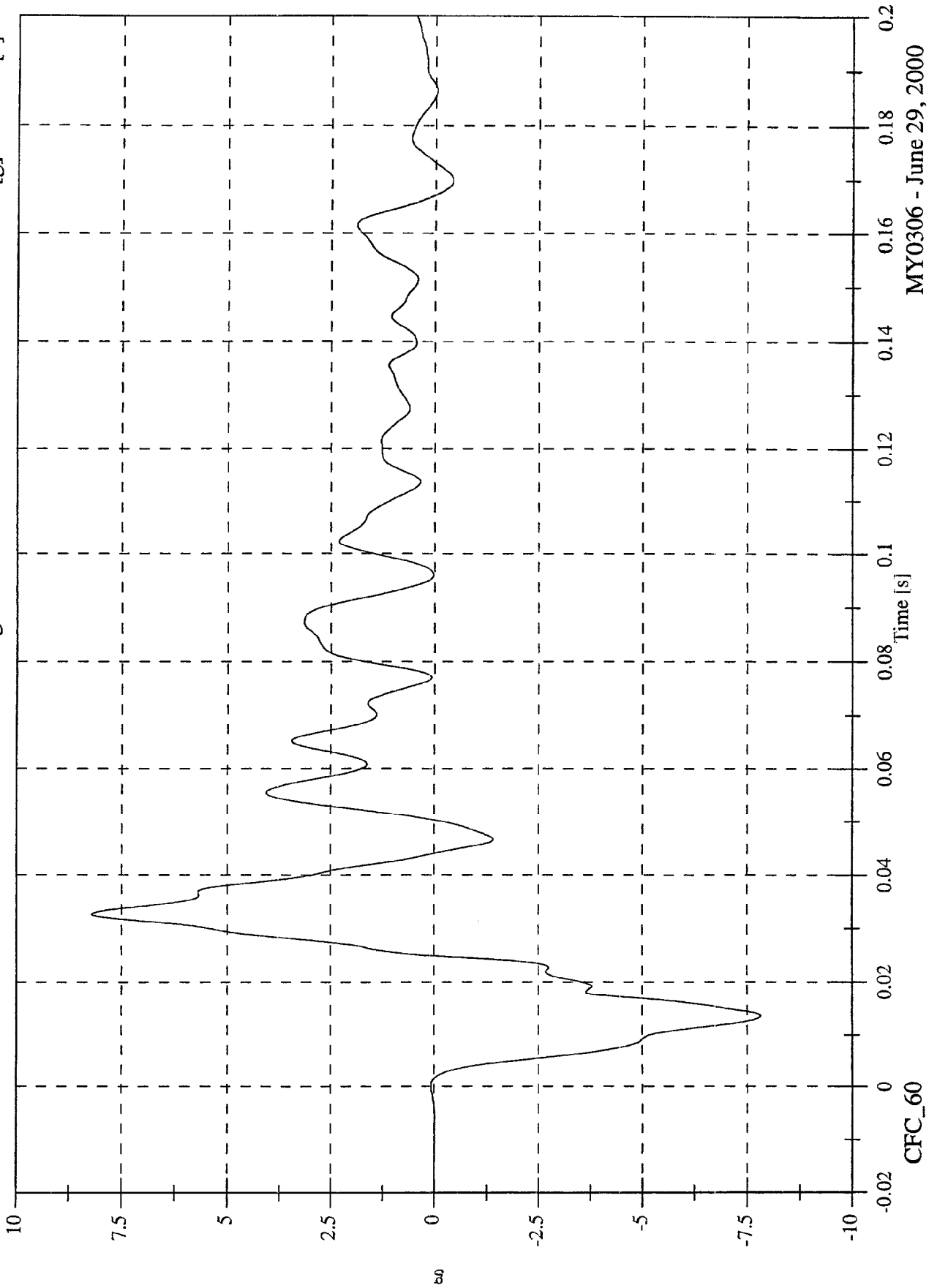


MY0306 - June 29, 2000

SNCAP Test #8 - 2001 Chrysler PT Cruiser

Max: 8.2 [g] at 0.033 [s]
Min: -7.8 [g] at 0.014 [s]

Acc 2 Right Rear Sill Z

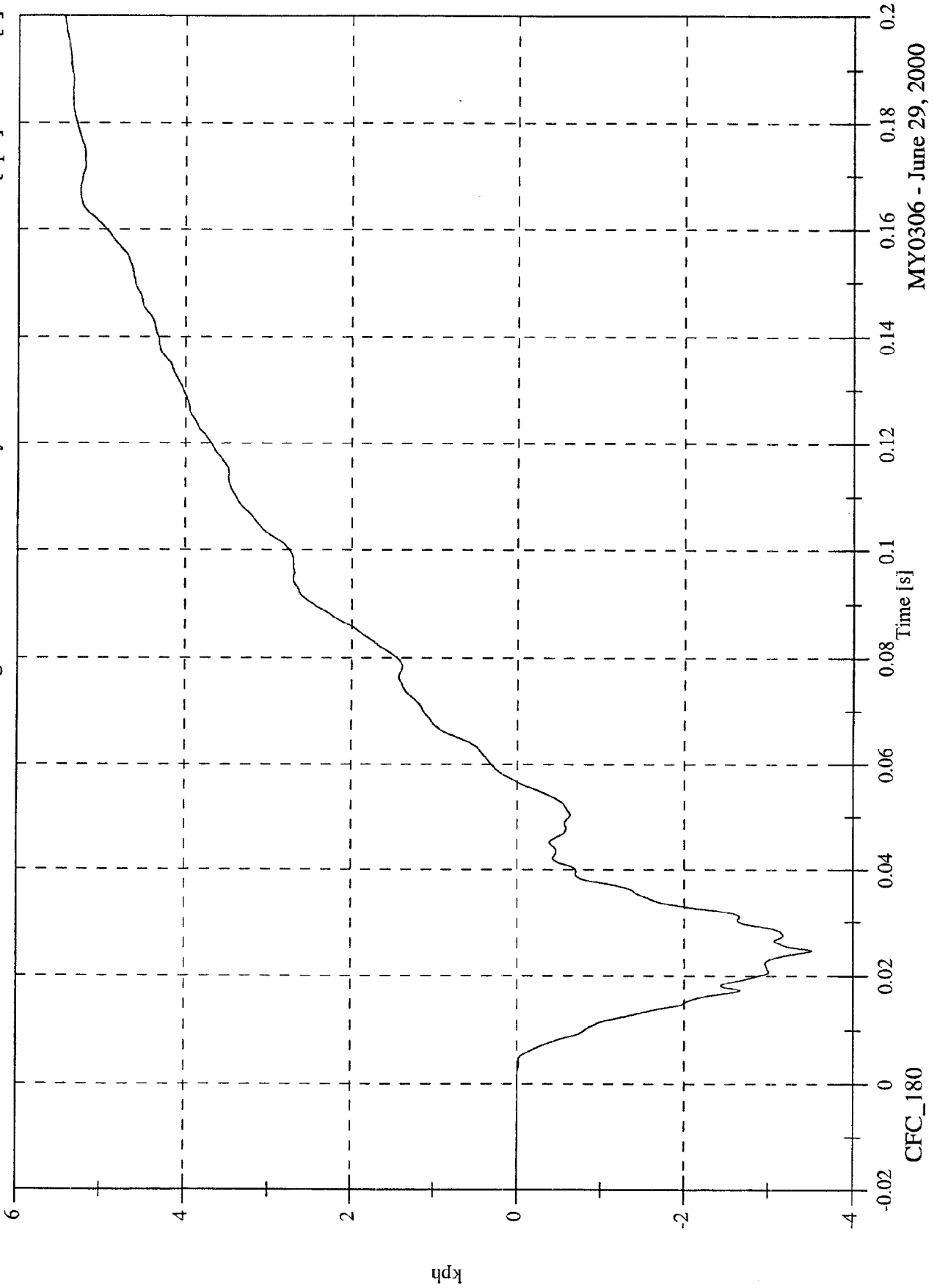


MY0306 - June 29, 2000

SNCAP Test #8 - 2001 Chrysler PT Cruiser

Max: 5.5 [kph] at 0.200 [s]
Min: -3.5 [kph] at 0.025 [s]

Acc 2 Right Rear Sill Z Velocity



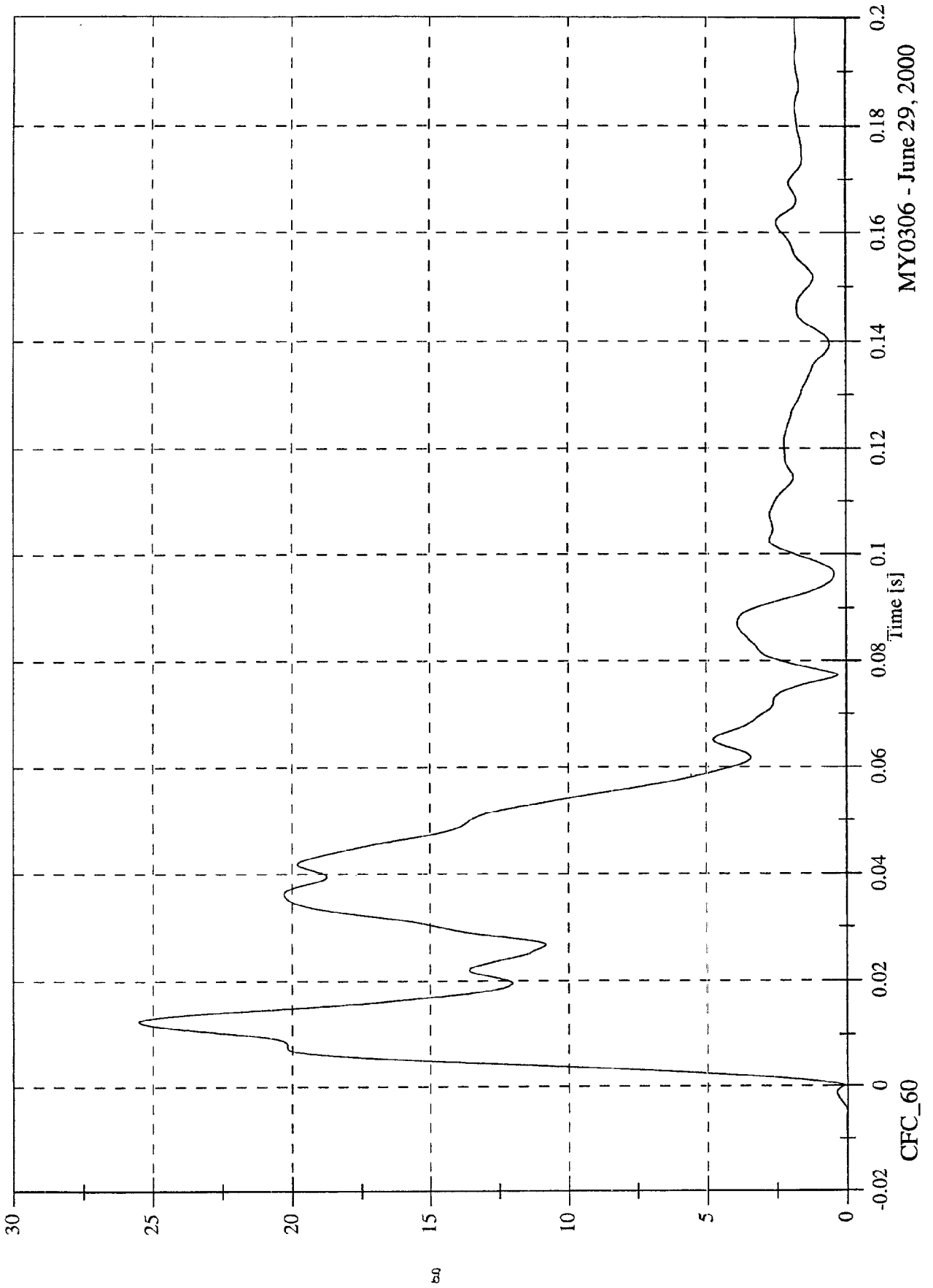
MY0306 - June 29, 2000

CFC_180

SNCAP Test #8 - 2001 Chrysler PT Cruiser

Acc 2 Right Rear Sill Resultant

Max: 25.5 [g] at 0.013 [s]
Min: 0.0 [g] at -0.005 [s]



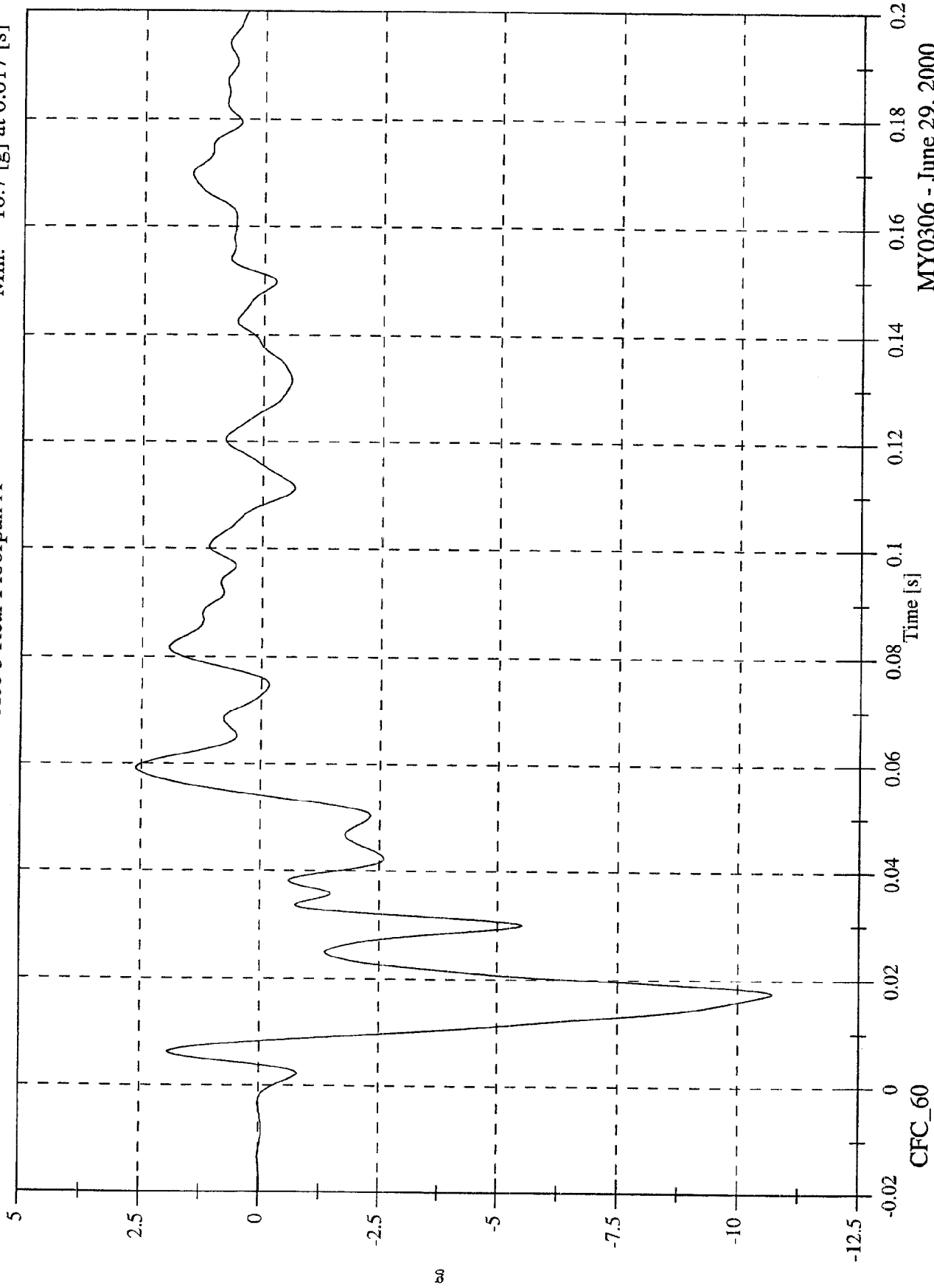
MY0306 - June 29, 2000

SNCAP Test #8 - 2001 Chrysler PT Cruiser

Acc 3 Rear Floorpan X

Max: 2.6 [g] at 0.059 [s]

Min: -10.7 [g] at 0.017 [s]

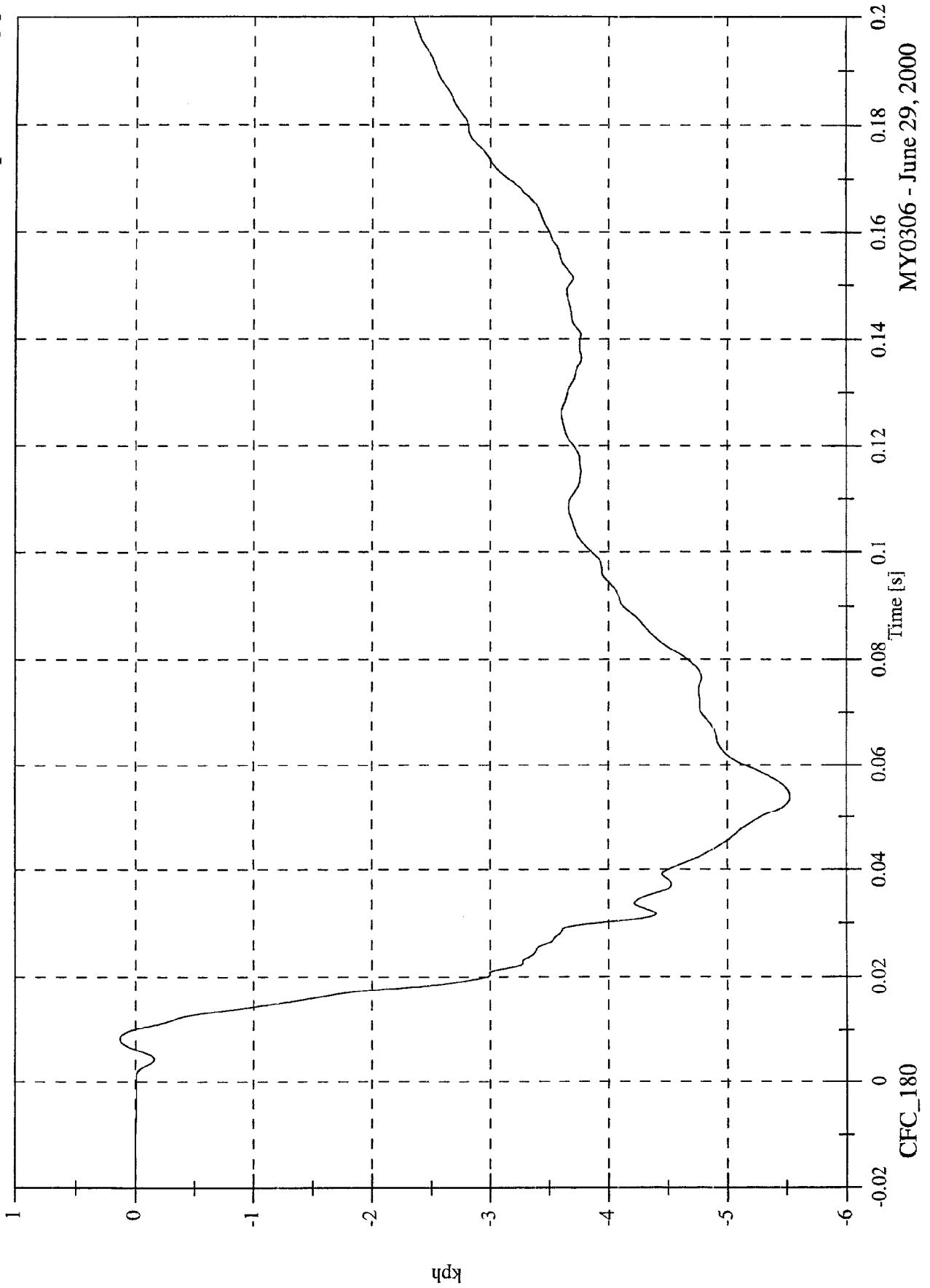


MY0306 - June 29, 2000

SNCAP Test #8 - 2001 Chrysler PT Cruiser

Max: 0.1 [kph] at 0.008 [s]
Min: -5.5 [kph] at 0.054 [s]

Acc 3 Rear Floorpan X Velocity



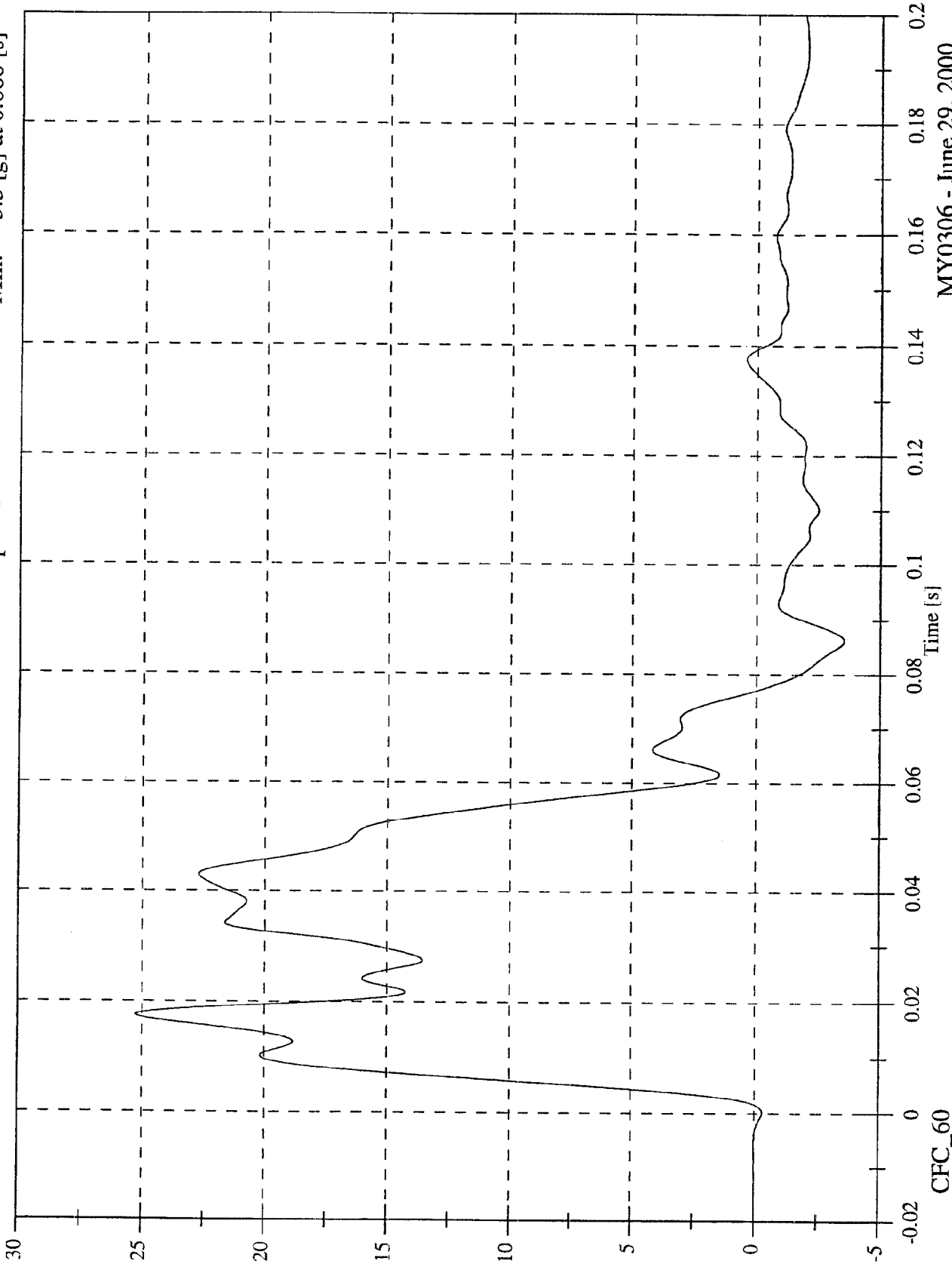
MY0306 - June 29, 2000

CFC_180

SNCAP Test #8 - 2001 Chrysler PT Cruiser

Acc 3 Rear Floorpan Y

Max: 25.3 [g] at 0.017 [s]
Min: -3.5 [g] at 0.086 [s]



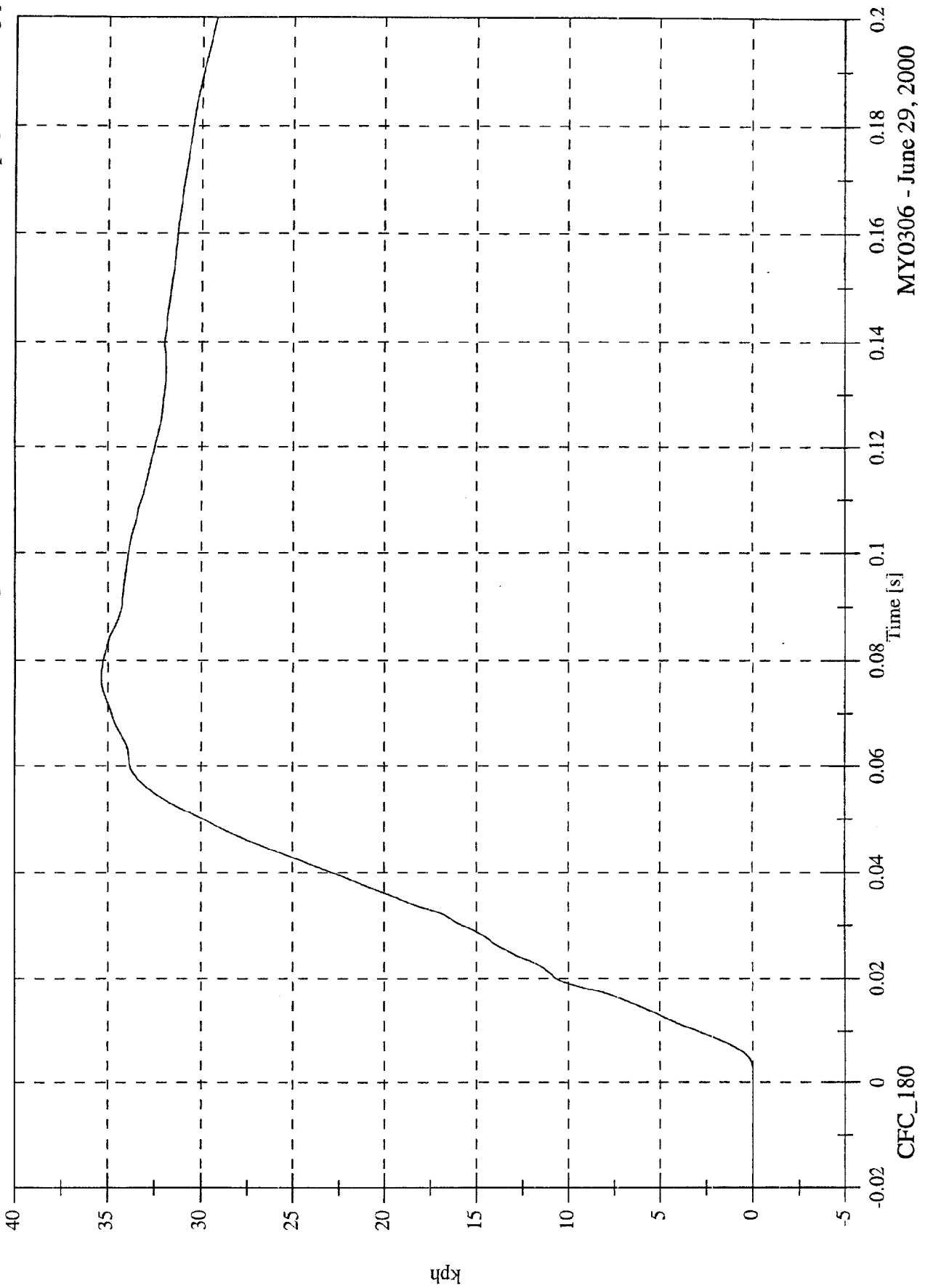
MY0306 - June 29, 2000

SNCAP Test #8 - 2001 Chrysler PT Cruiser

Max: 35.4 [kph] at 0.077 [s]

Min: -0.0 [kph] at -0.020 [s]

Acc 3 Rear Floorpan Y Velocity

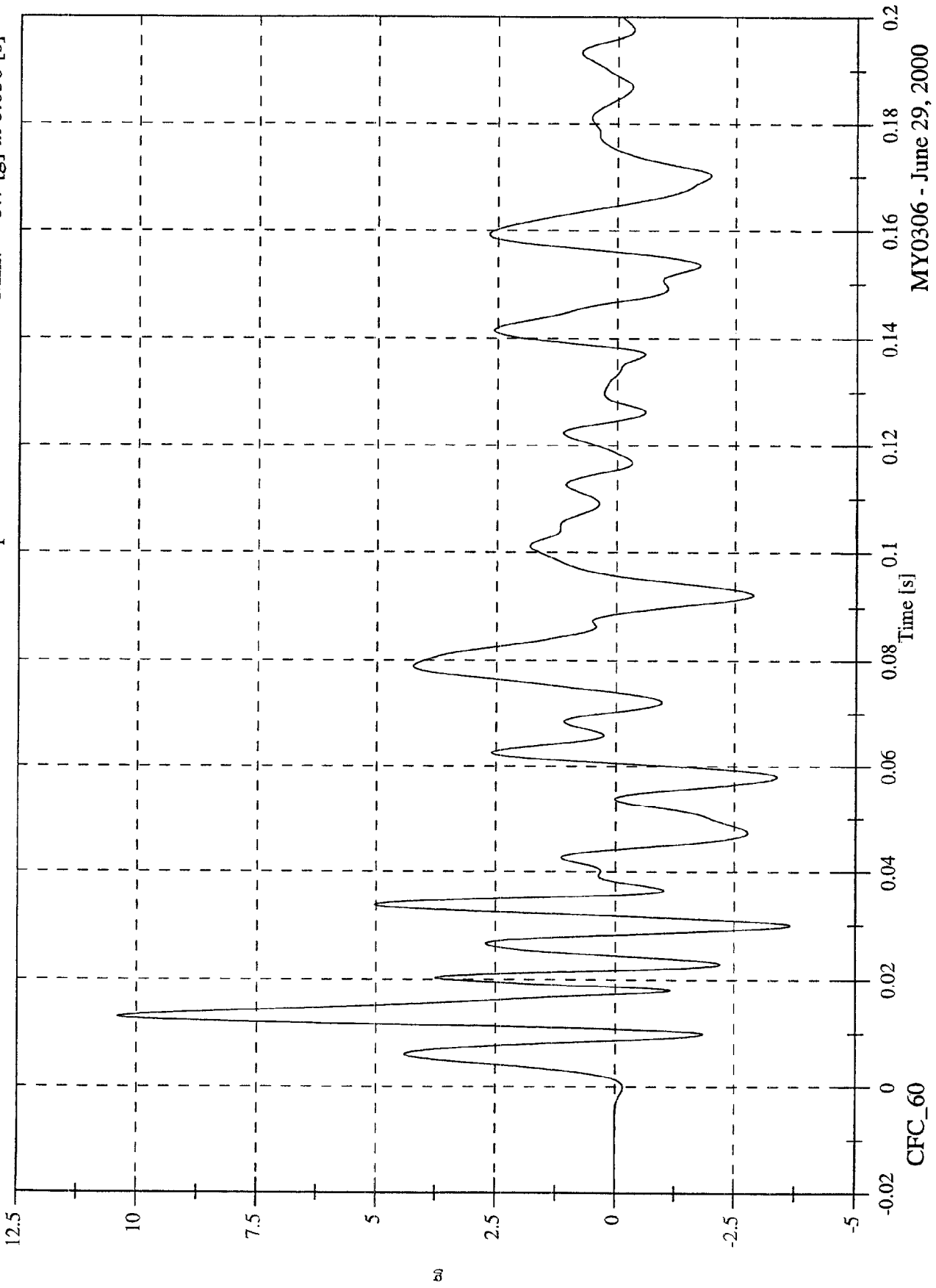


MY0306 - June 29, 2000

SNCAP Test #8 - 2001 Chrysler PT Cruiser

Max: 10.4 [g] at 0.013 [s]
Min: -3.7 [g] at 0.030 [s]

Acc 3 Rear Floorpan Z

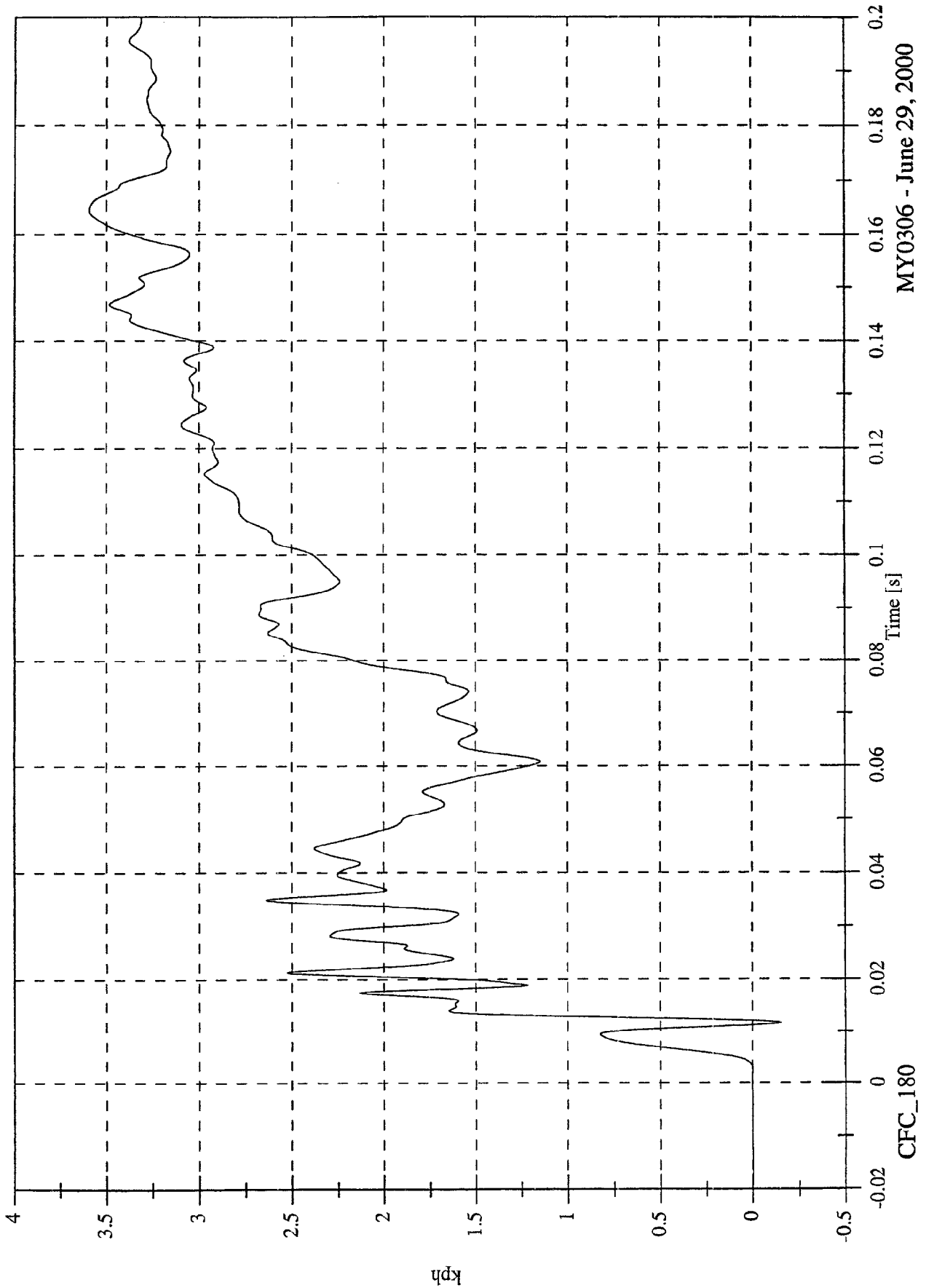


MY0306 - June 29, 2000

SNCAP Test #8 - 2001 Chrysler PT Cruiser

Max: 3.6 [kph] at 0.164 [s]
Min: -0.1 [kph] at 0.012 [s]

Acc 3 Rear Floorpan Z Velocity

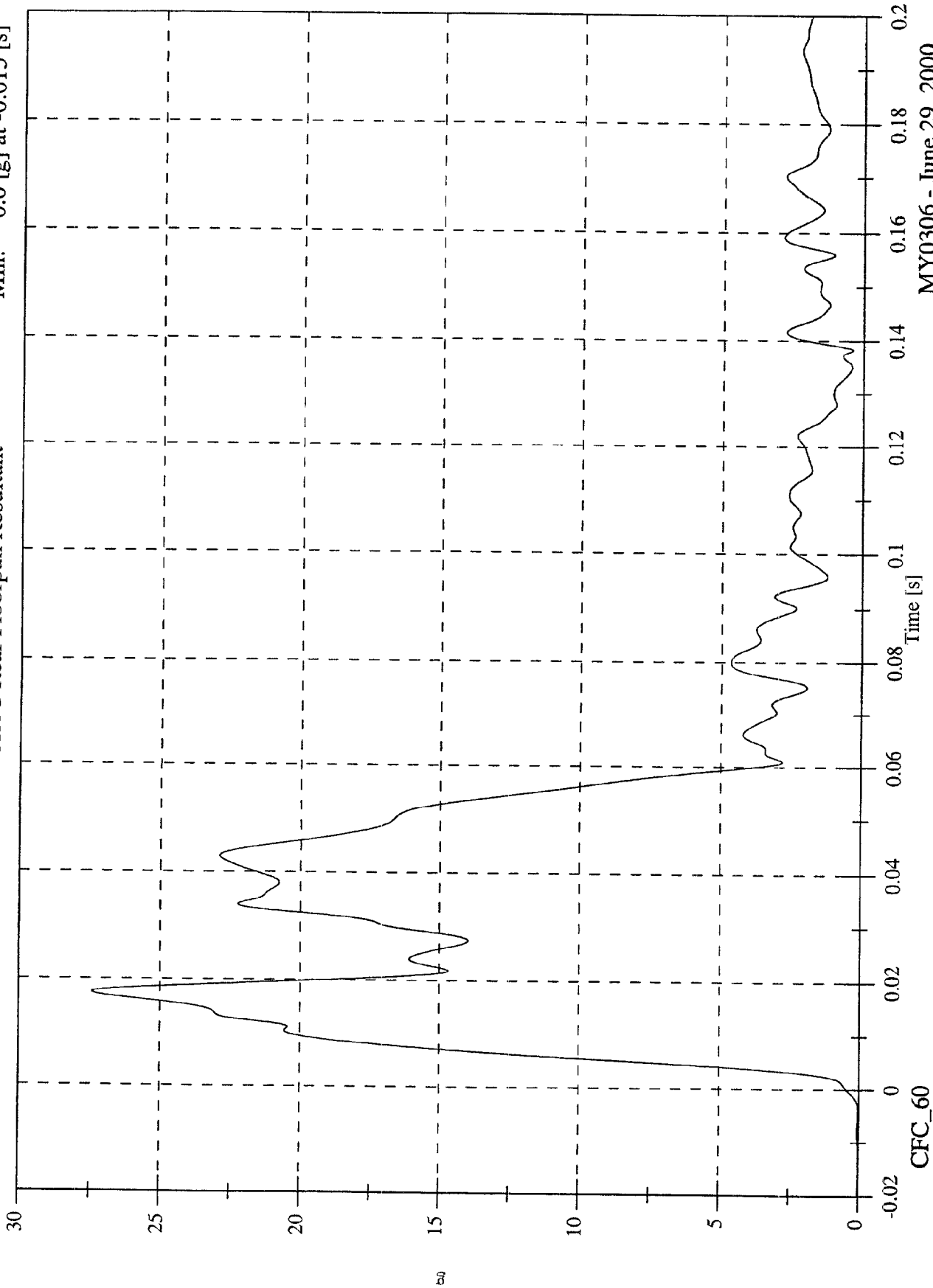


CFC_180

SNCAP Test #8 - 2001 Chrysler PT Cruiser

Acc 3 Rear Floorpan Resultant

Max: 27.4 [g] at 0.017 [s]
Min: 0.0 [g] at -0.015 [s]

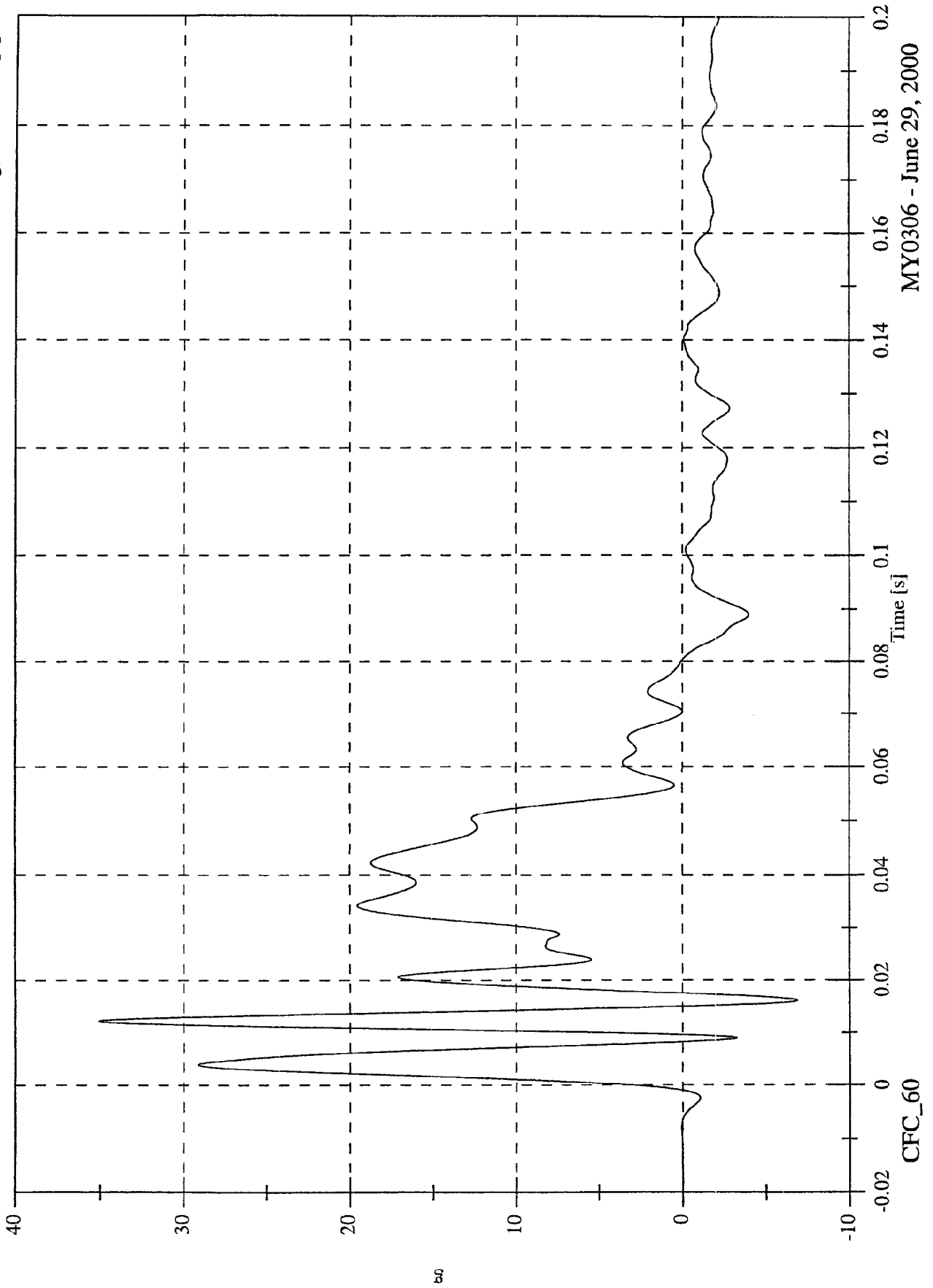


MY0306 - June 29, 2000

SNCAP Test #8 - 2001 Chrysler PT Cruiser

Acc 4 Left Rear Sill Y

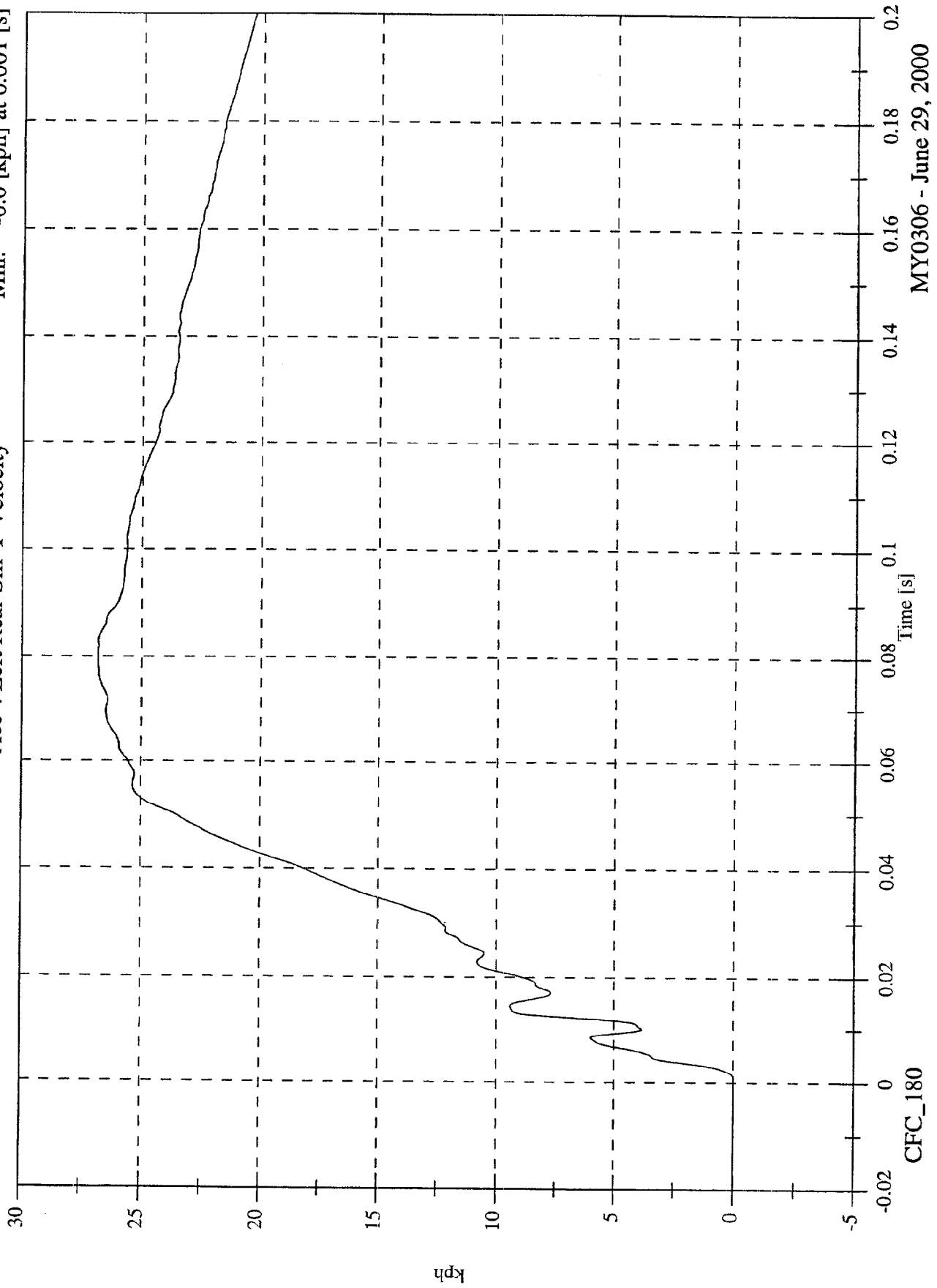
Max: 35.1 [g] at 0.012 [s]
Min: -6.9 [g] at 0.016 [s]



SNCAP Test #8 - 2001 Chrysler PT Cruiser

Acc 4 Left Rear Sill Y Velocity

Max: 26.8 [kph] at 0.081 [s]
Min: -0.0 [kph] at 0.001 [s]

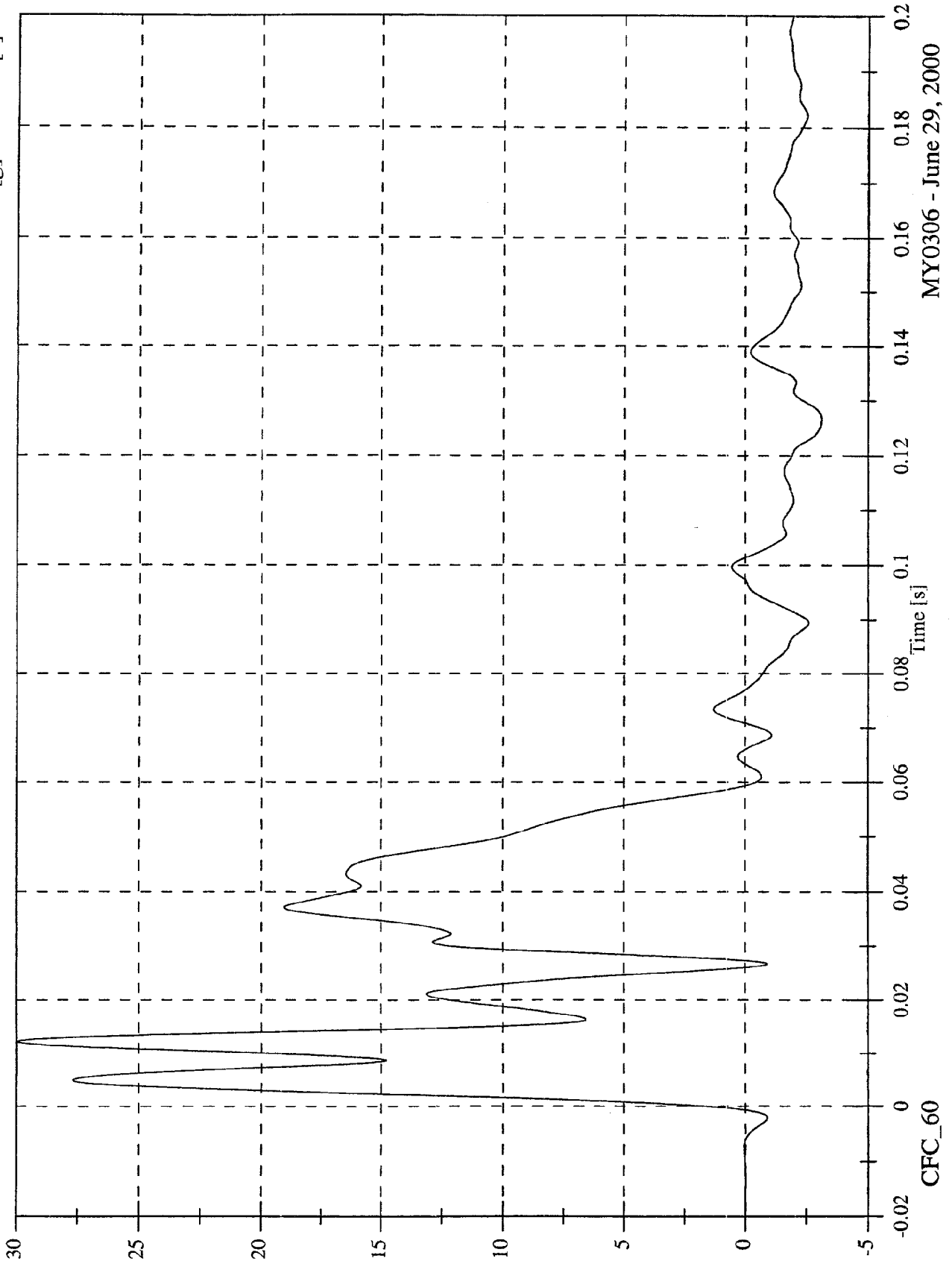


MY0306 - June 29, 2000

SNCAP Test #8 - 2001 Chrysler PT Cruiser

Acc 5 Left Front Sill Y

Max: 29.9 [g] at 0.012 [s]
Min: -3.1 [g] at 0.127 [s]

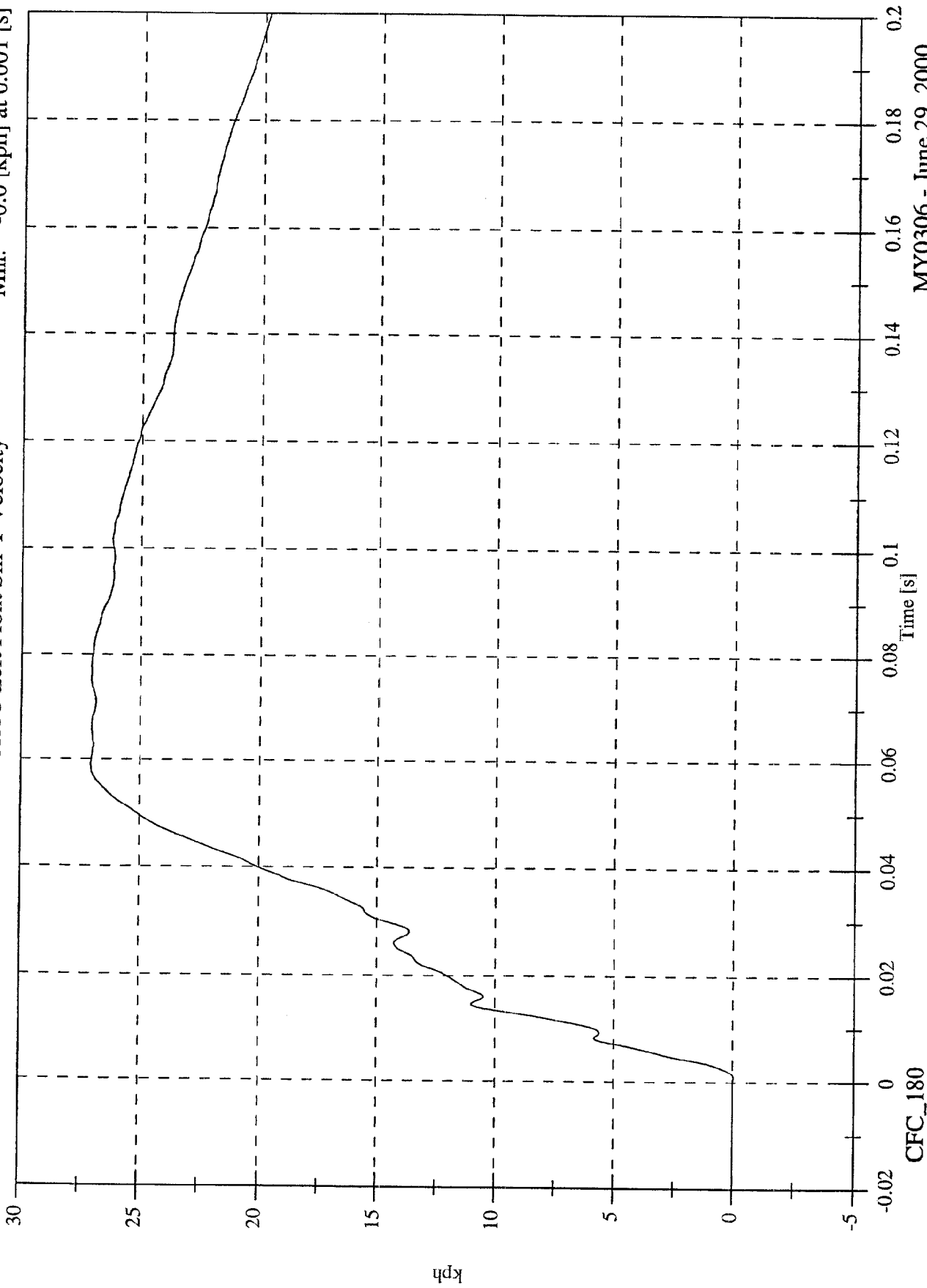


MY0306 - June 29, 2000

SNCAP Test #8 - 2001 Chrysler PT Cruiser

Acc 5 Left Front Sill Y Velocity

Max: 27.1 [kph] at 0.059 [s]
Min: -0.0 [kph] at 0.001 [s]



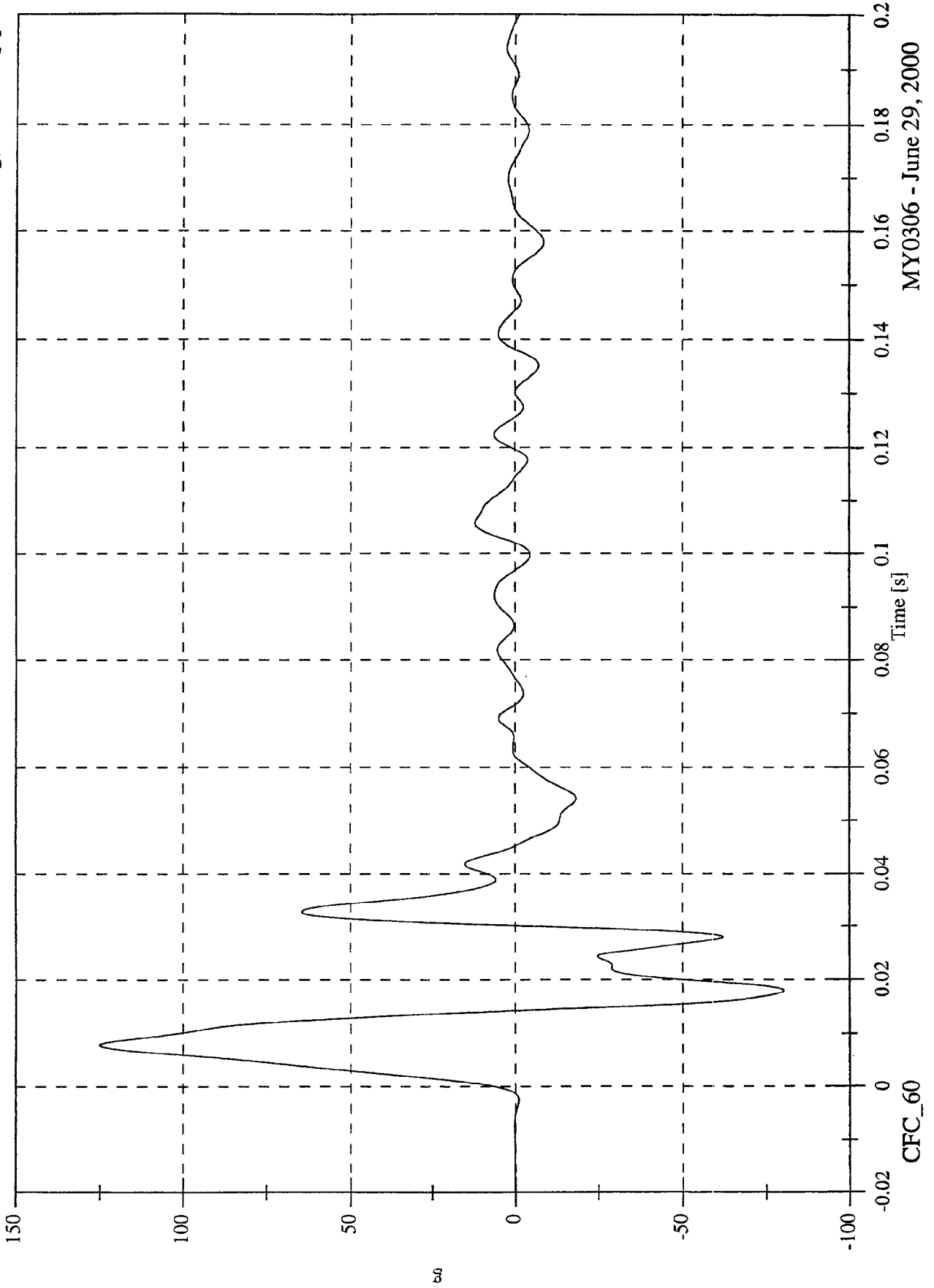
MY0306 - June 29, 2000

CFC_180

SNCAP Test #8 - 2001 Chrysler PT Cruiser

Acc 6 Left Front Door C/L Y

Max: 125.1 [g] at 0.008 [s]
Min: -80.3 [g] at 0.018 [s]

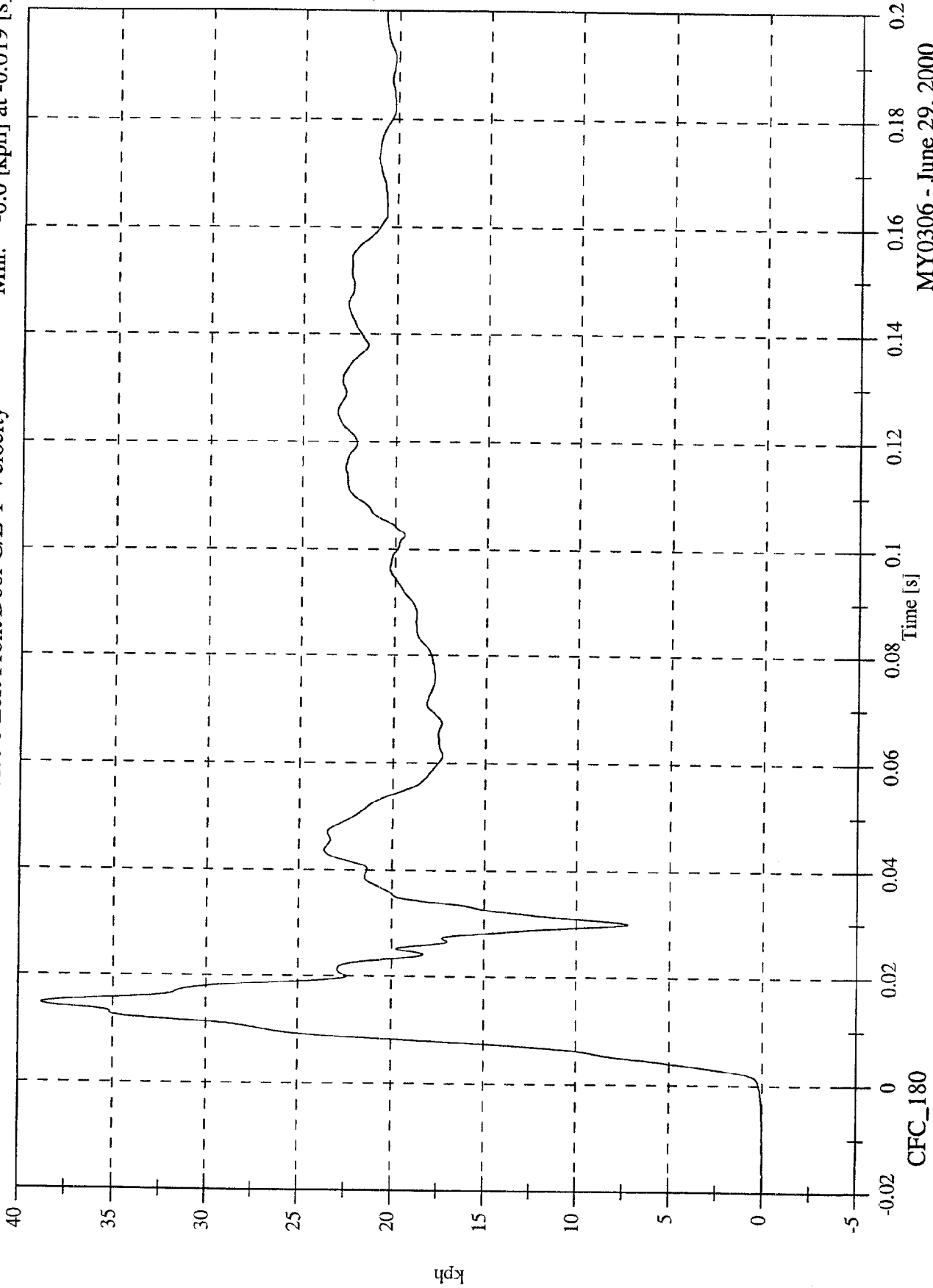


MY0306 - June 29, 2000

SNCAP Test #8 - 2001 Chrysler PT Cruiser

Acc 6 Left Front Door C/L Y Velocity

Max: 38.8 [kph] at 0.015 [s]
Min: -0.0 [kph] at -0.019 [s]



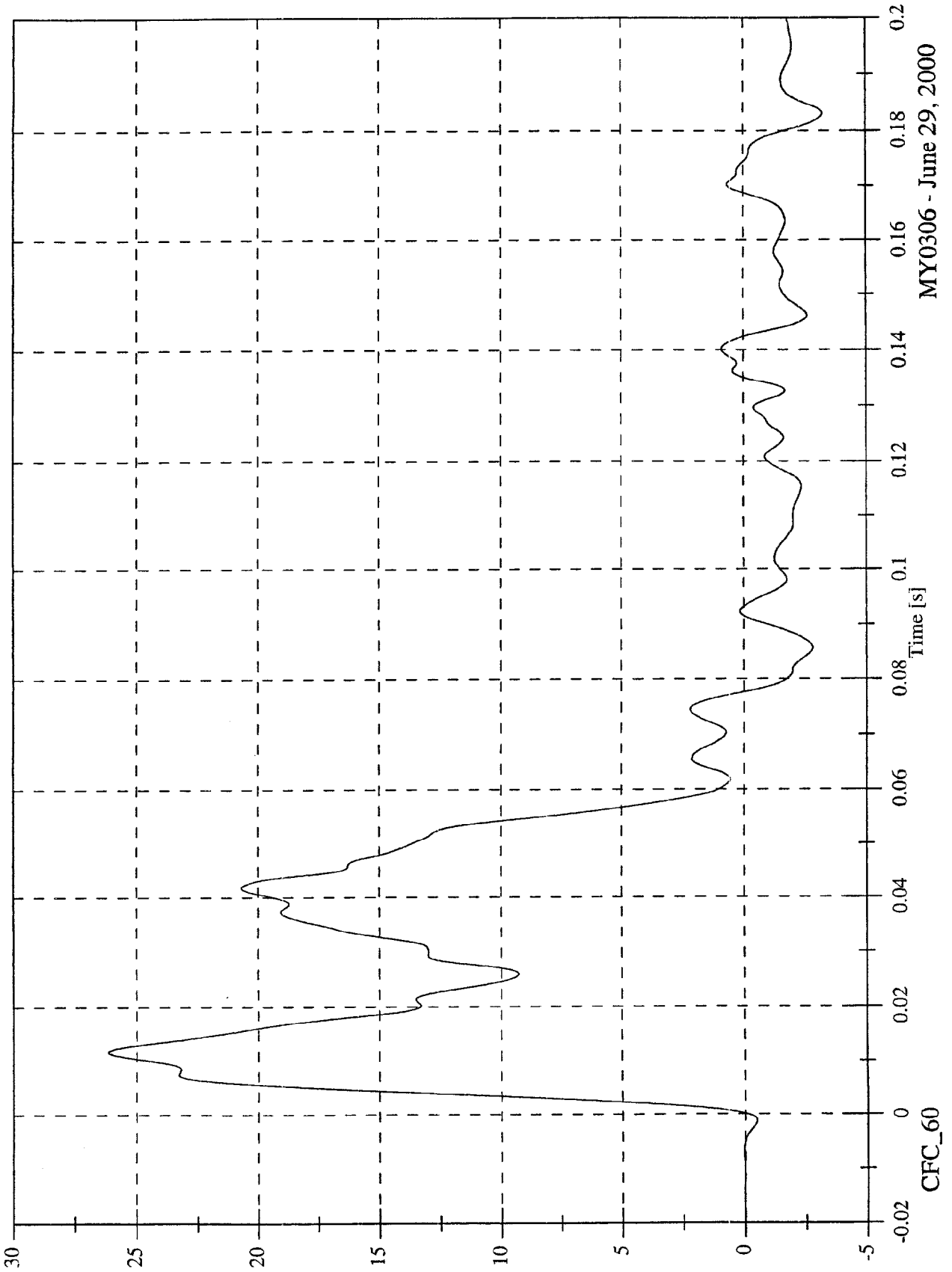
MY0306 - June 29, 2000

SNCAP Test #8 - 2001 Chrysler PT Cruiser

Max: 26.1 [g] at 0.012 [s]

Min: -3.2 [g] at 0.183 [s]

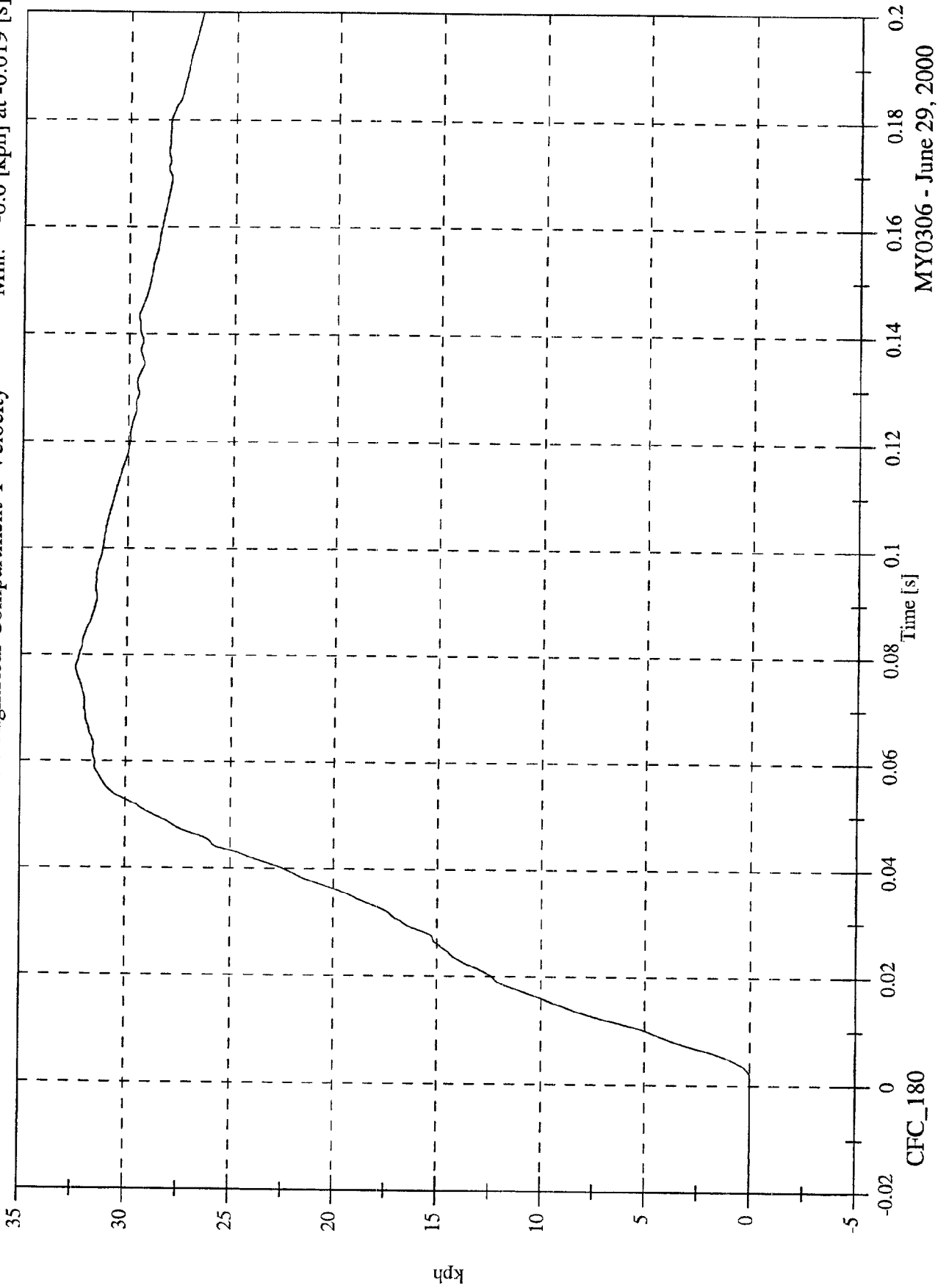
Acc 7 RightRear Compartment Y



SNCAP Test #8 - 2001 Chrysler PT Cruiser

Max: 32.4 [kph] at 0.078 [s]
Min: -0.0 [kph] at -0.019 [s]

Acc 7 RightRear Compartment Y Velocity

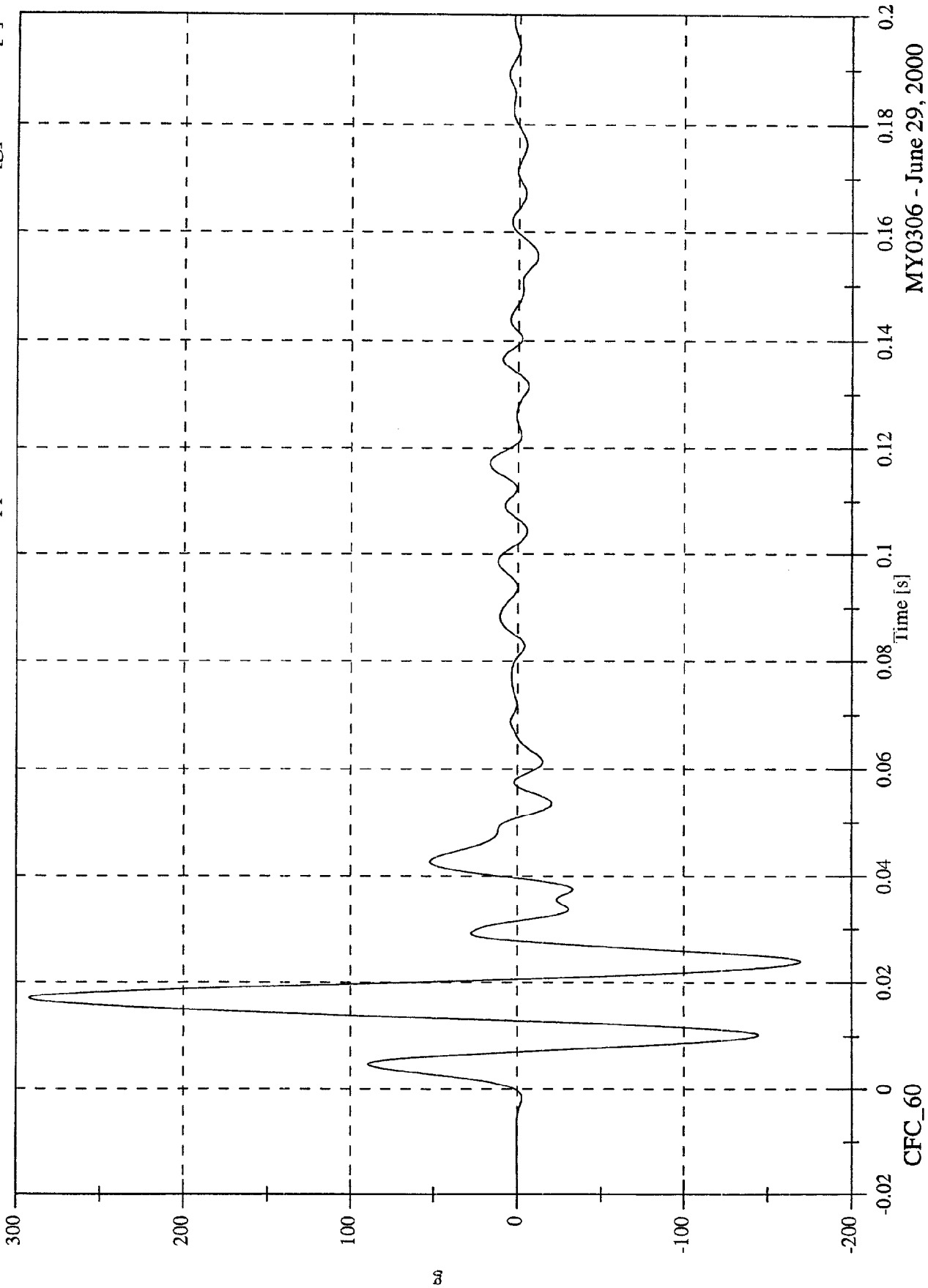


MY0306 - June 29, 2000

SNCAP Test #8 - 2001 Chrysler PT Cruiser

Max: 292.0 [g] at 0.017 [s]
Min: -169.6 [g] at 0.024 [s]

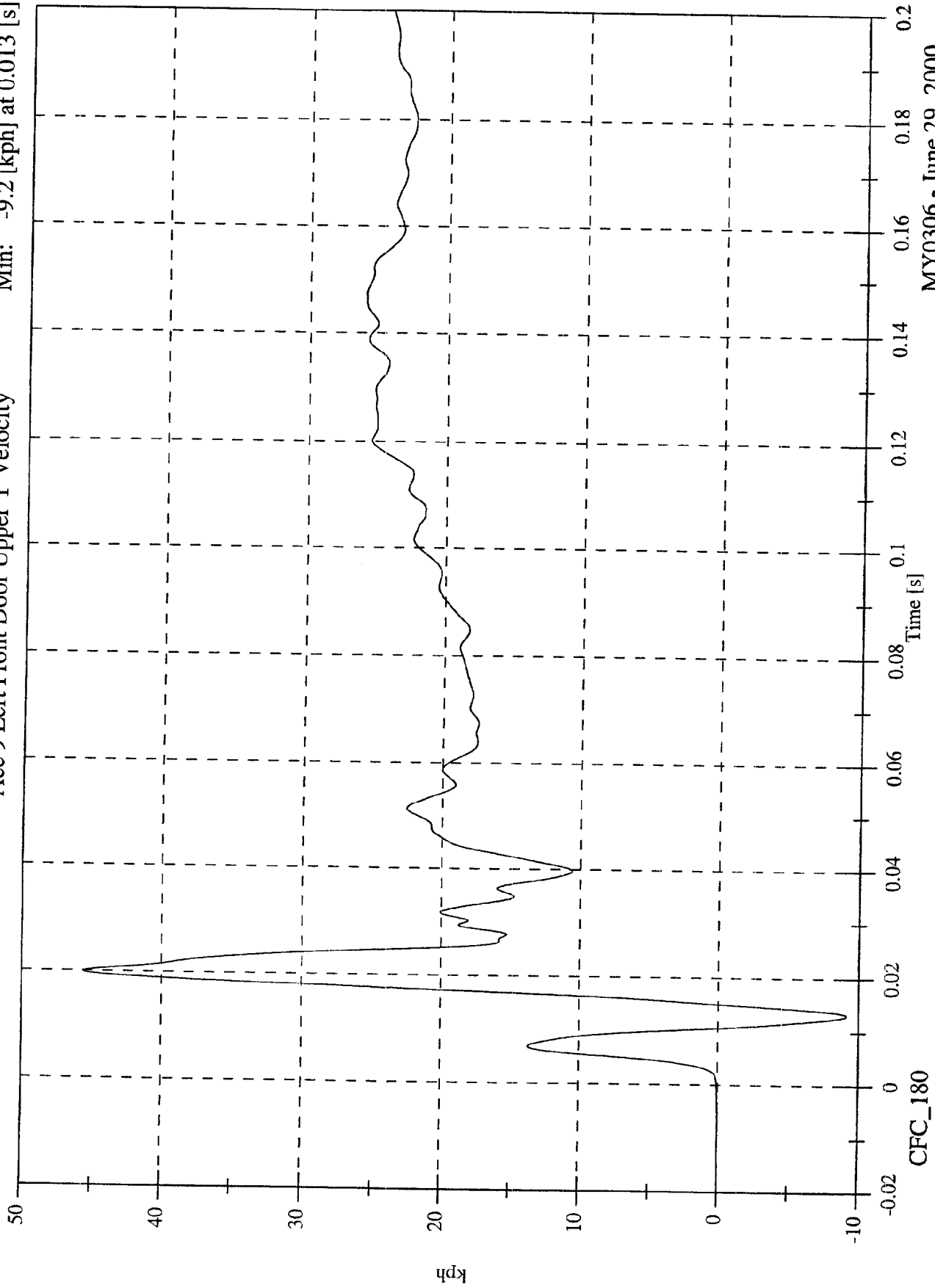
Acc 9 Left Front Door Upper Y



SNCAP Test #8 - 2001 Chrysler PT Cruiser

Max: 45.6 [kph] at 0.020 [s]
Min: -9.2 [kph] at 0.013 [s]

Acc 9 Left Front Door Upper Y Velocity



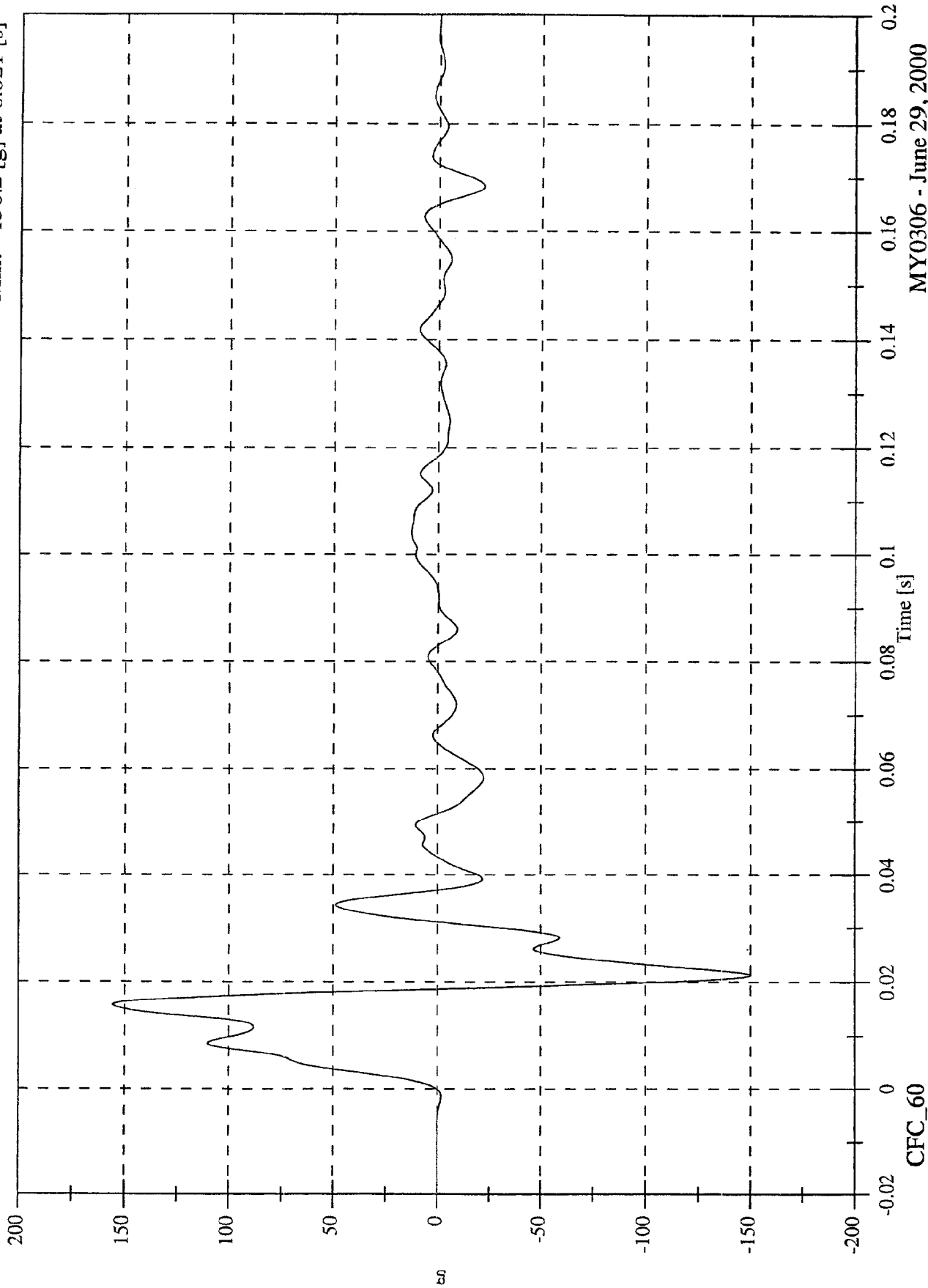
MY0306 - June 29, 2000

SNCAP Test #8 - 2001 Chrysler PT Cruiser

Acc 10 Left Rear Door Midrear Y

Max: 155.5 [g] at 0.016 [s]

Min: -150.2 [g] at 0.021 [s]



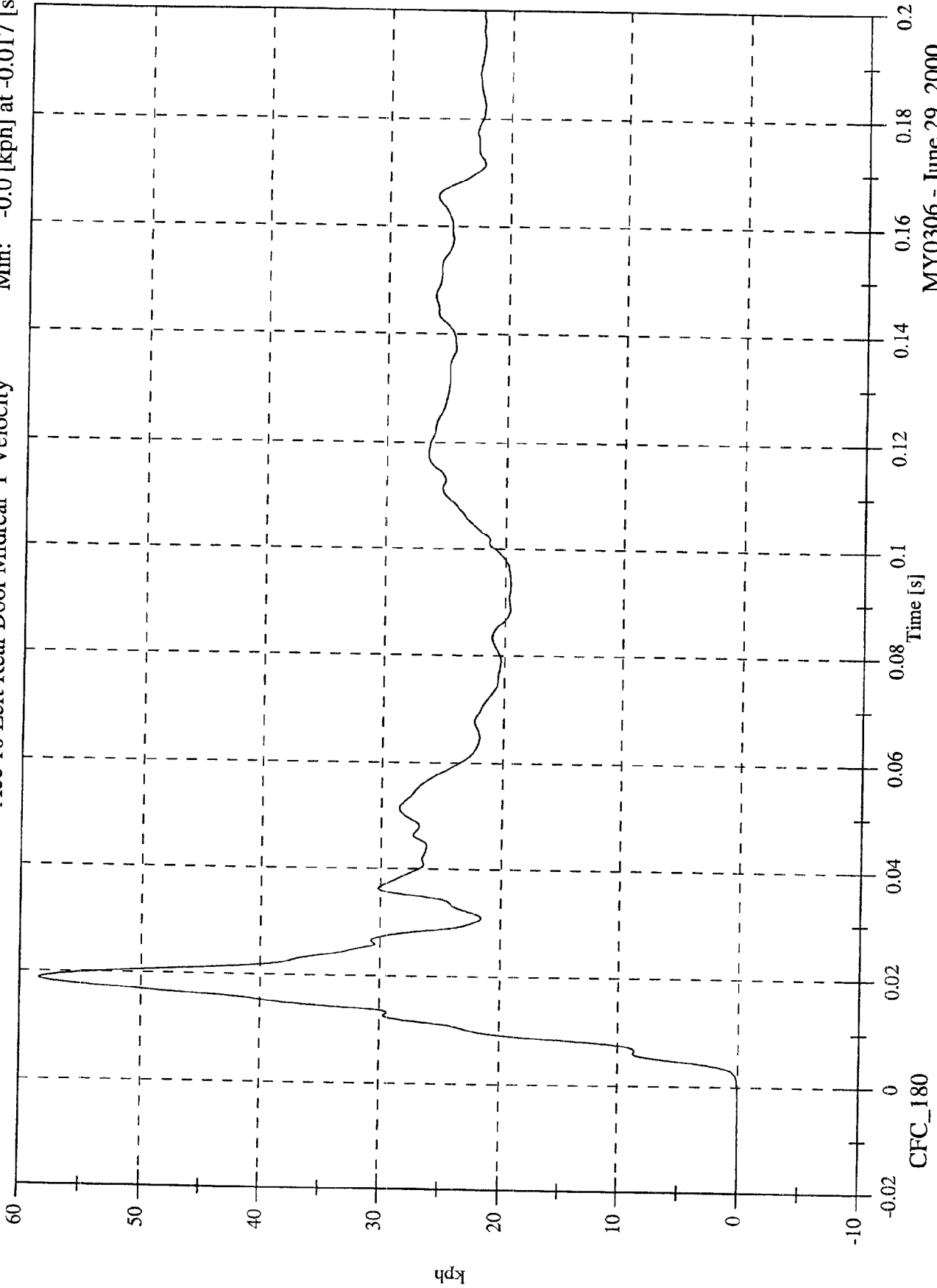
MY0306 - June 29, 2000

SNCAP Test #8 - 2001 Chrysler PT Cruiser

Acc 10 Left Rear Door Midrear Y Velocity

Max: 58.4 [kph] at 0.019 [s]

Min: -0.0 [kph] at -0.017 [s]

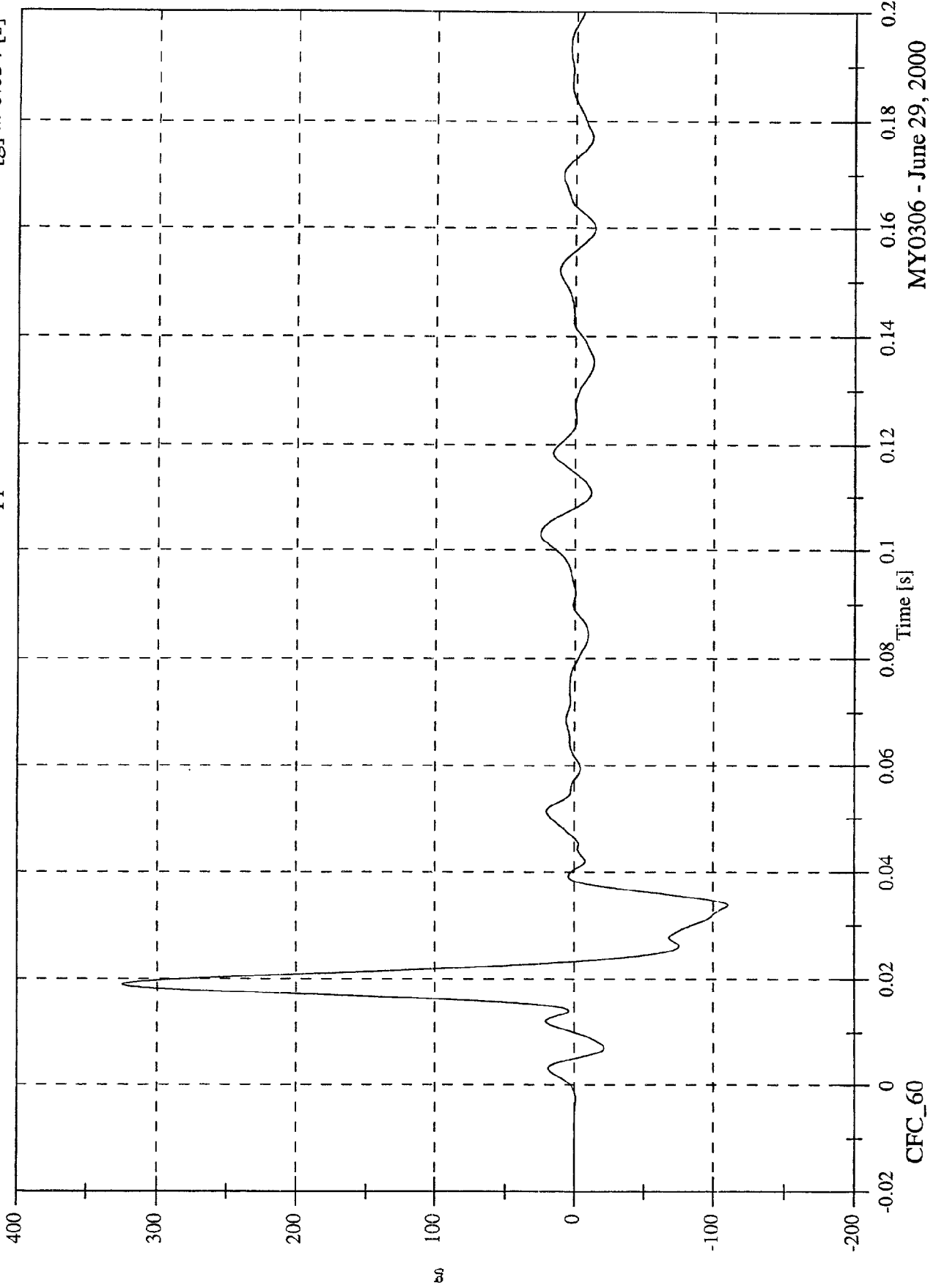


MY0306 - June 29, 2000

SNCAP Test #8 - 2001 Chrysler PT Cruiser

Acc 11 Left Rear Door Upper Y

Max: 324.6 [g] at 0.019 [s]
Min: -110.4 [g] at 0.034 [s]

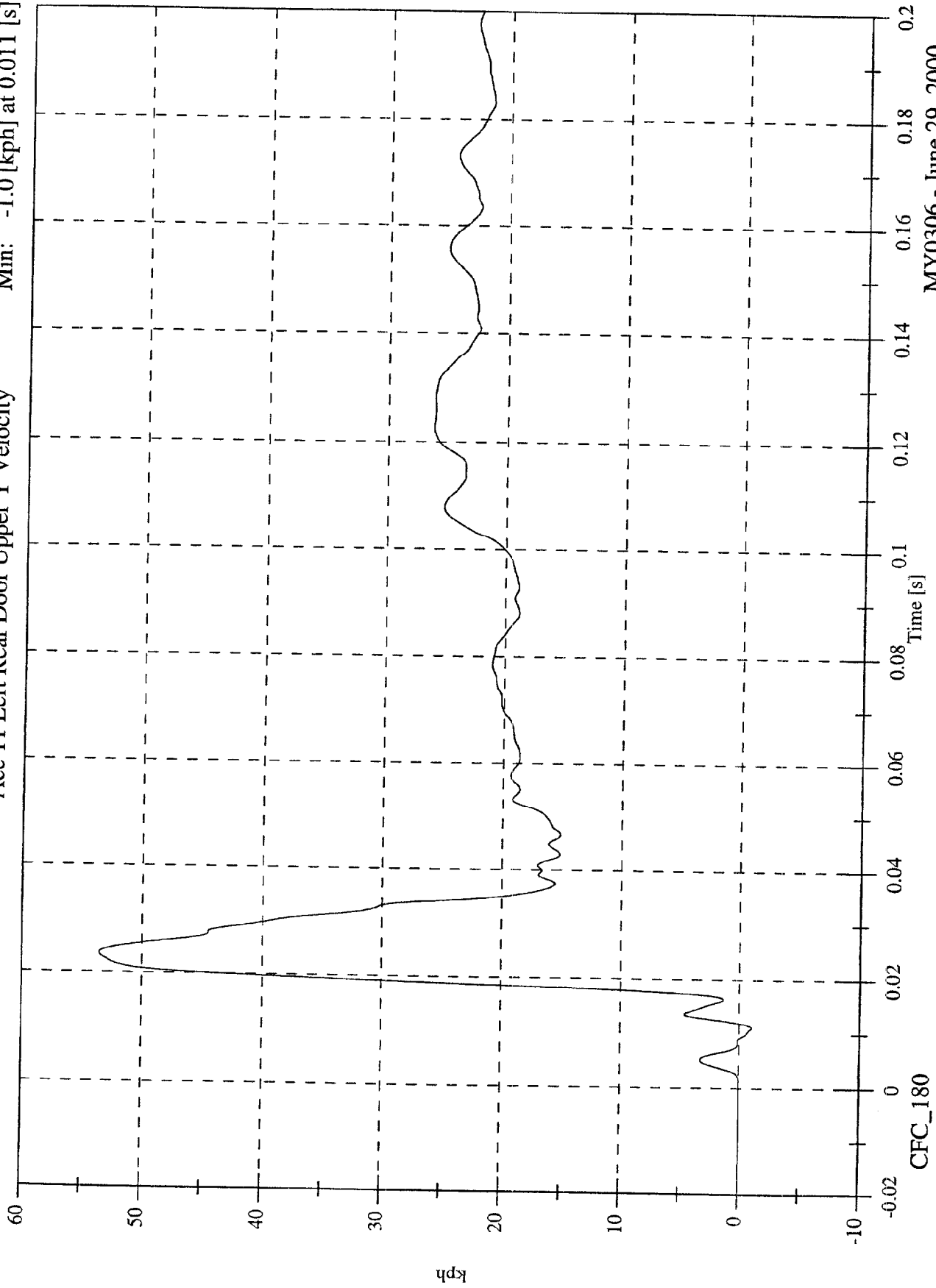


MY0306 - June 29, 2000

SNCAP Test #8 - 2001 Chrysler PT Cruiser

Acc 11 Left Rear Door Upper Y Velocity

Max: 53.5 [kph] at 0.023 [s]
Min: -1.0 [kph] at 0.011 [s]

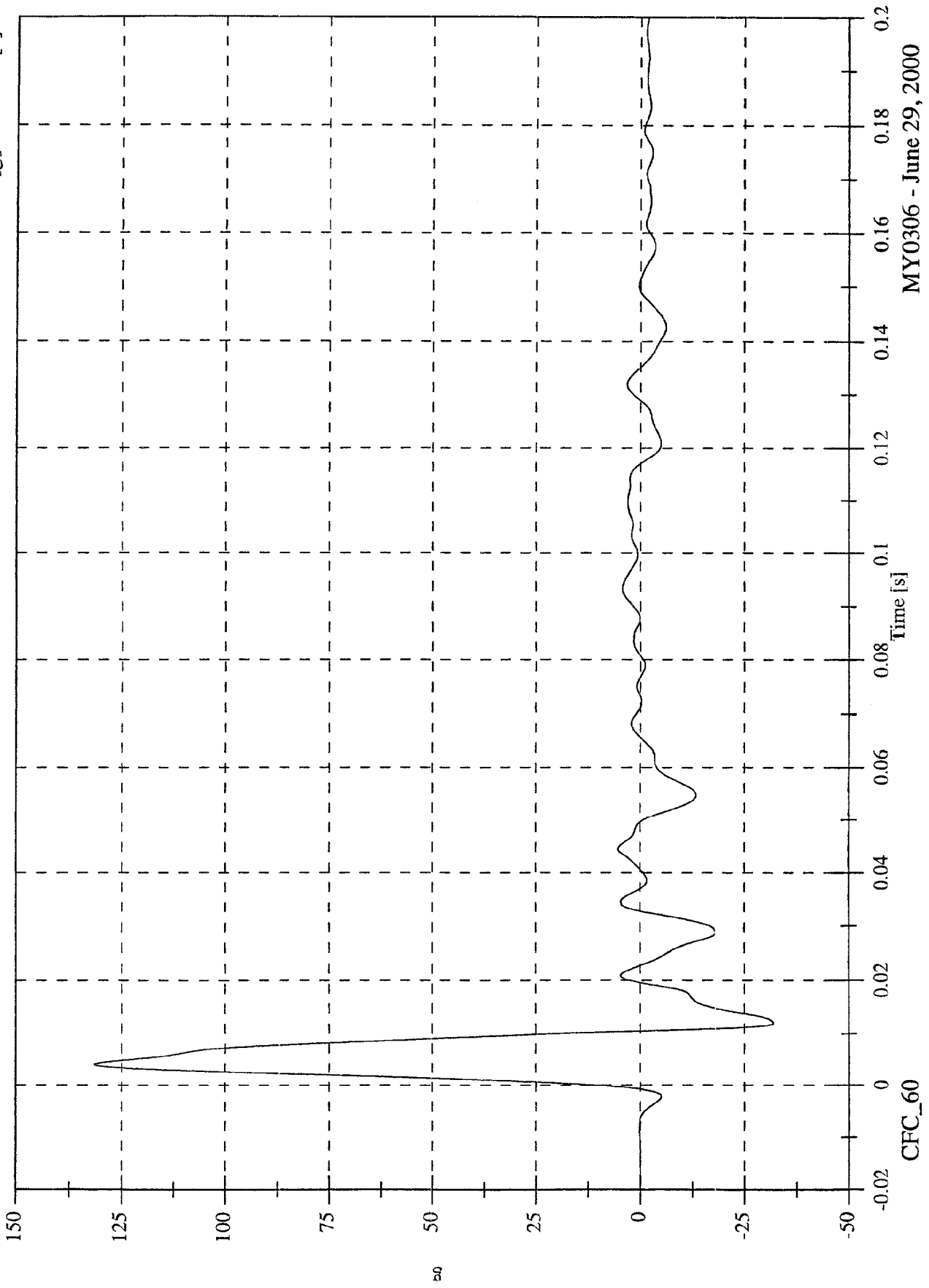


MY0306 - June 29, 2000

SNCAP Test #8 - 2001 Chrysler PT Cruiser

Acc 12 Left Lower B Post Y

Max: 131.5 [g] at 0.004 [s]
Min: -32.0 [g] at 0.012 [s]



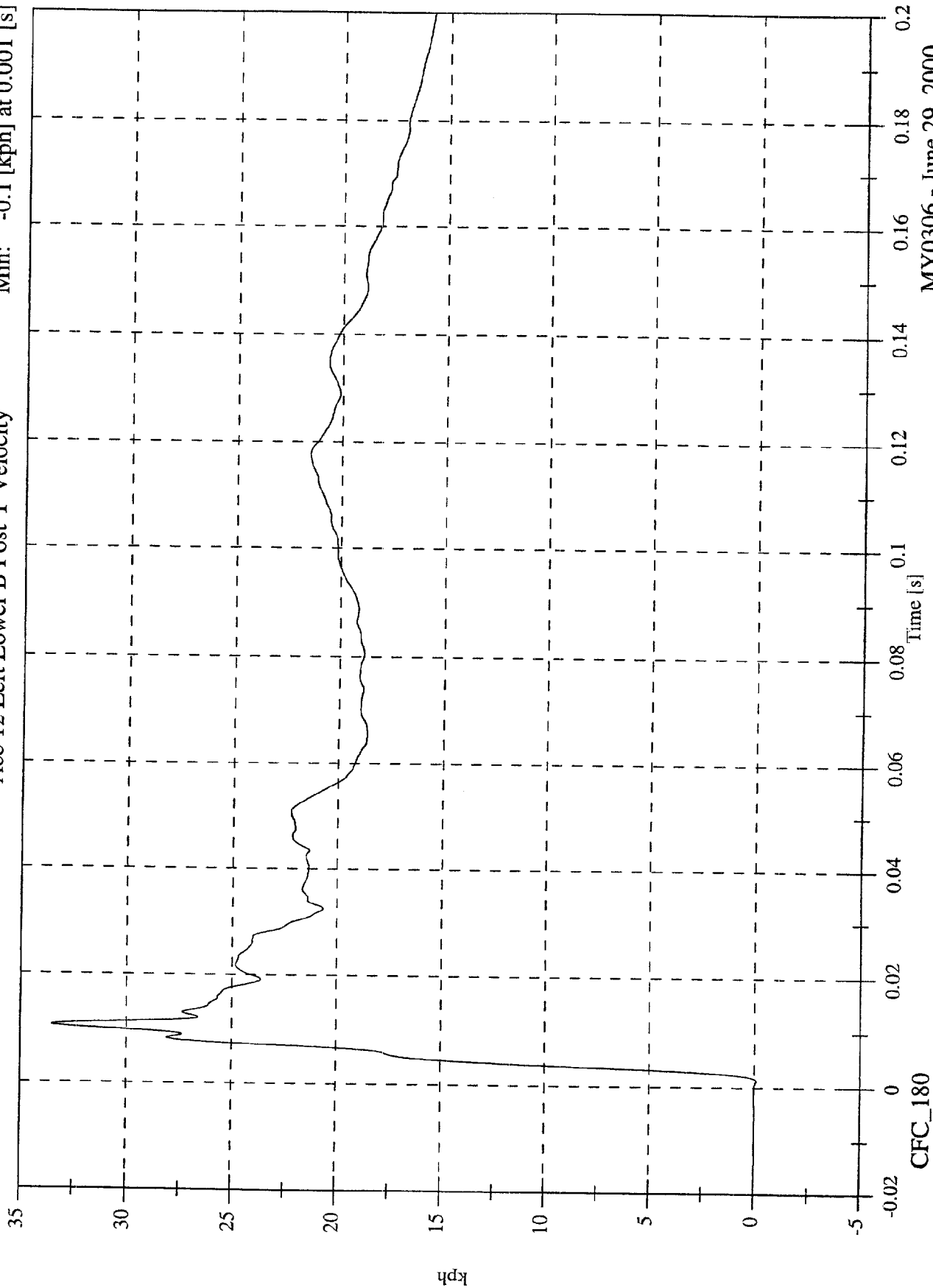
MY0306 - June 29, 2000

CFC_60

SNCAP Test #8 - 2001 Chrysler PT Cruiser

Acc 12 Left Lower B Post Y Velocity

Max: 33.5 [kph] at 0.011 [s]
Min: -0.1 [kph] at 0.001 [s]



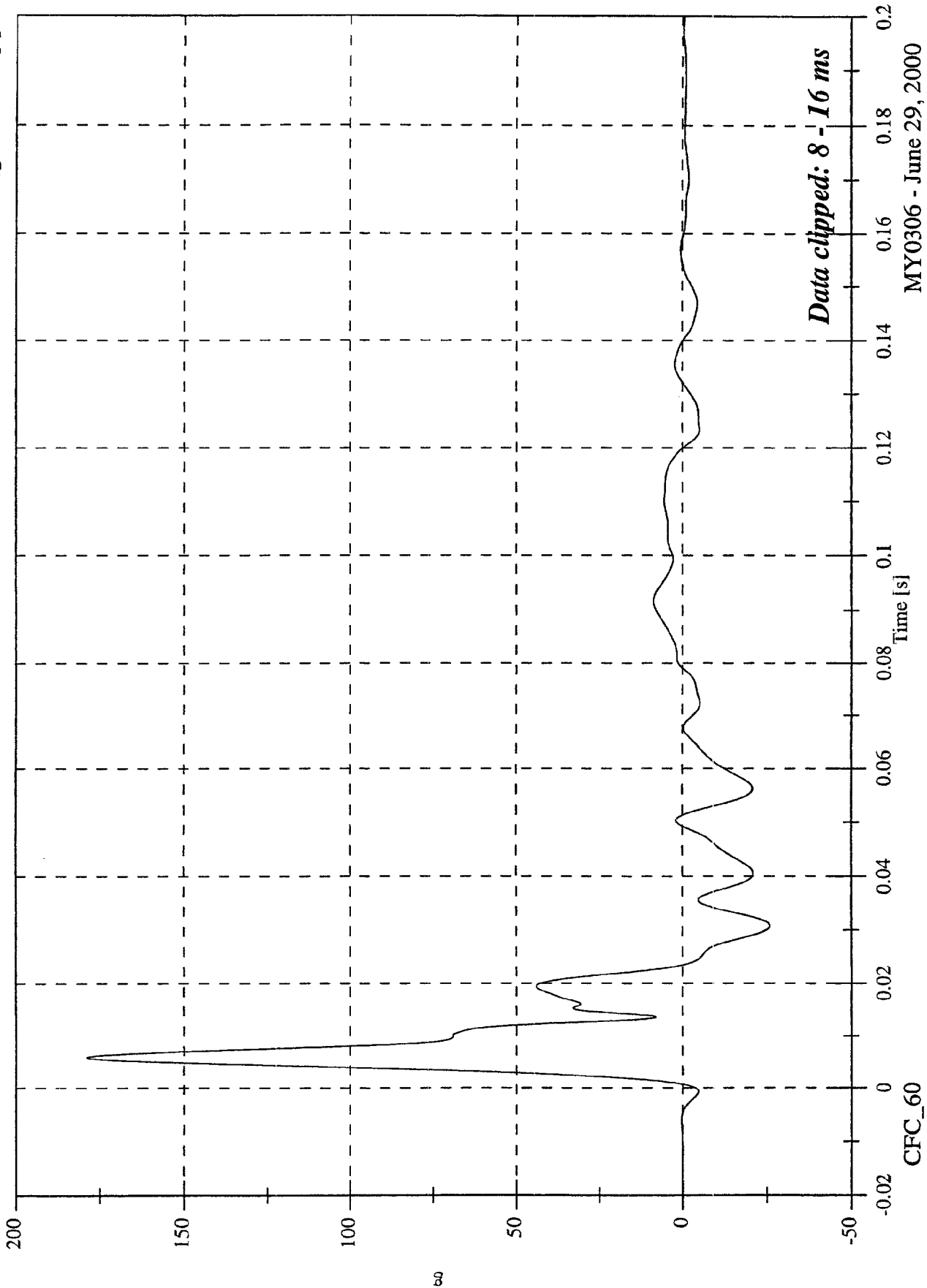
CFC_180

MY0306 - June 29, 2000

SNCAP Test #8 - 2001 Chrysler PT Cruiser

Acc 13 Left Mid B Post Y

Max: 178.8 [g] at 0.006 [s]
Min: -25.9 [g] at 0.031 [s]



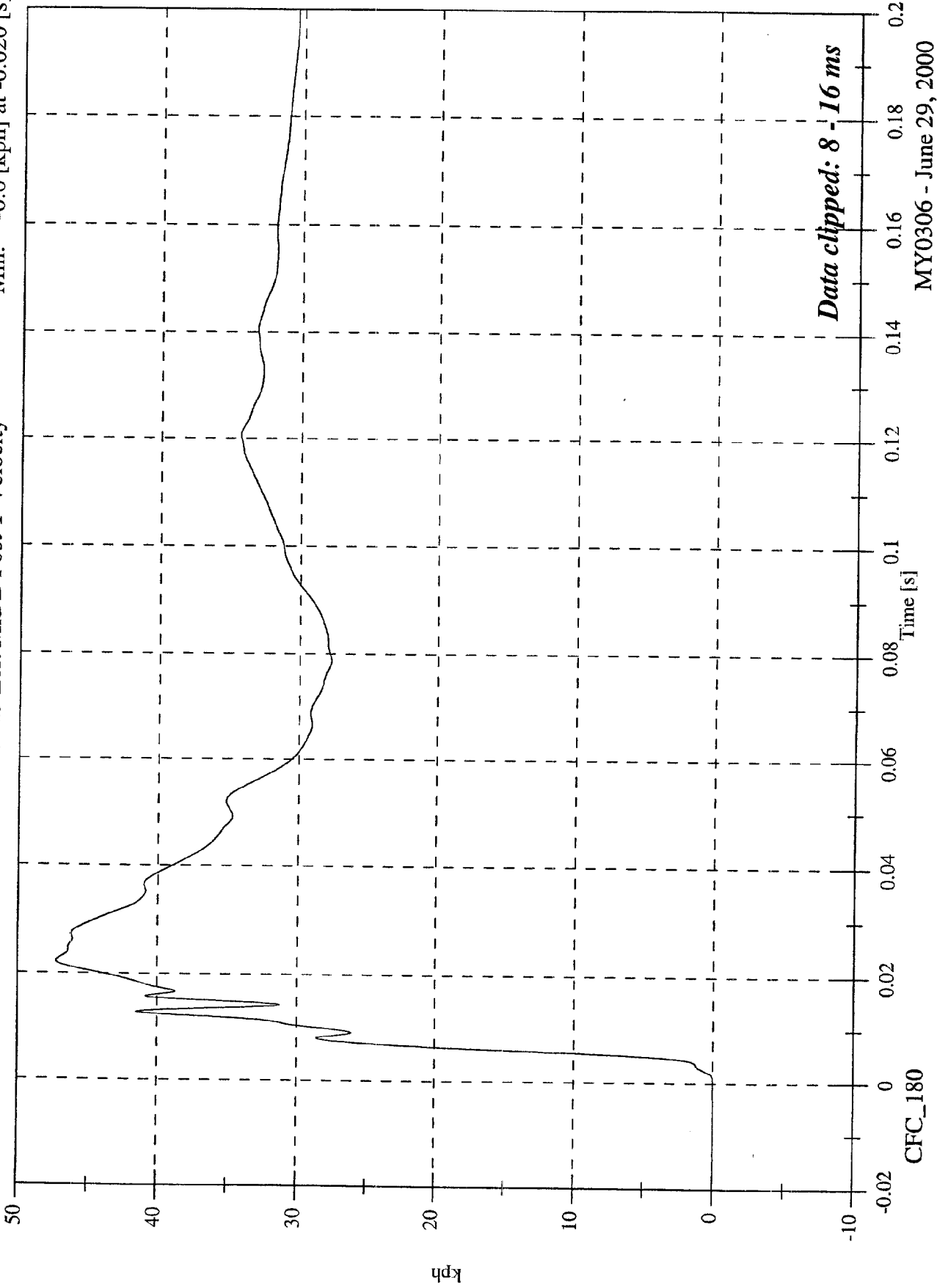
Data clipped: 8 - 16 ms

MY0306 - June 29, 2000

SNCAP Test #8 - 2001 Chrysler PT Cruiser

Max: 47.3 [kph] at 0.022 [s]
Min: -0.0 [kph] at -0.020 [s]

Acc 13 Left Mid B Post Y Velocity



Data clipped: 8 - 16 ms

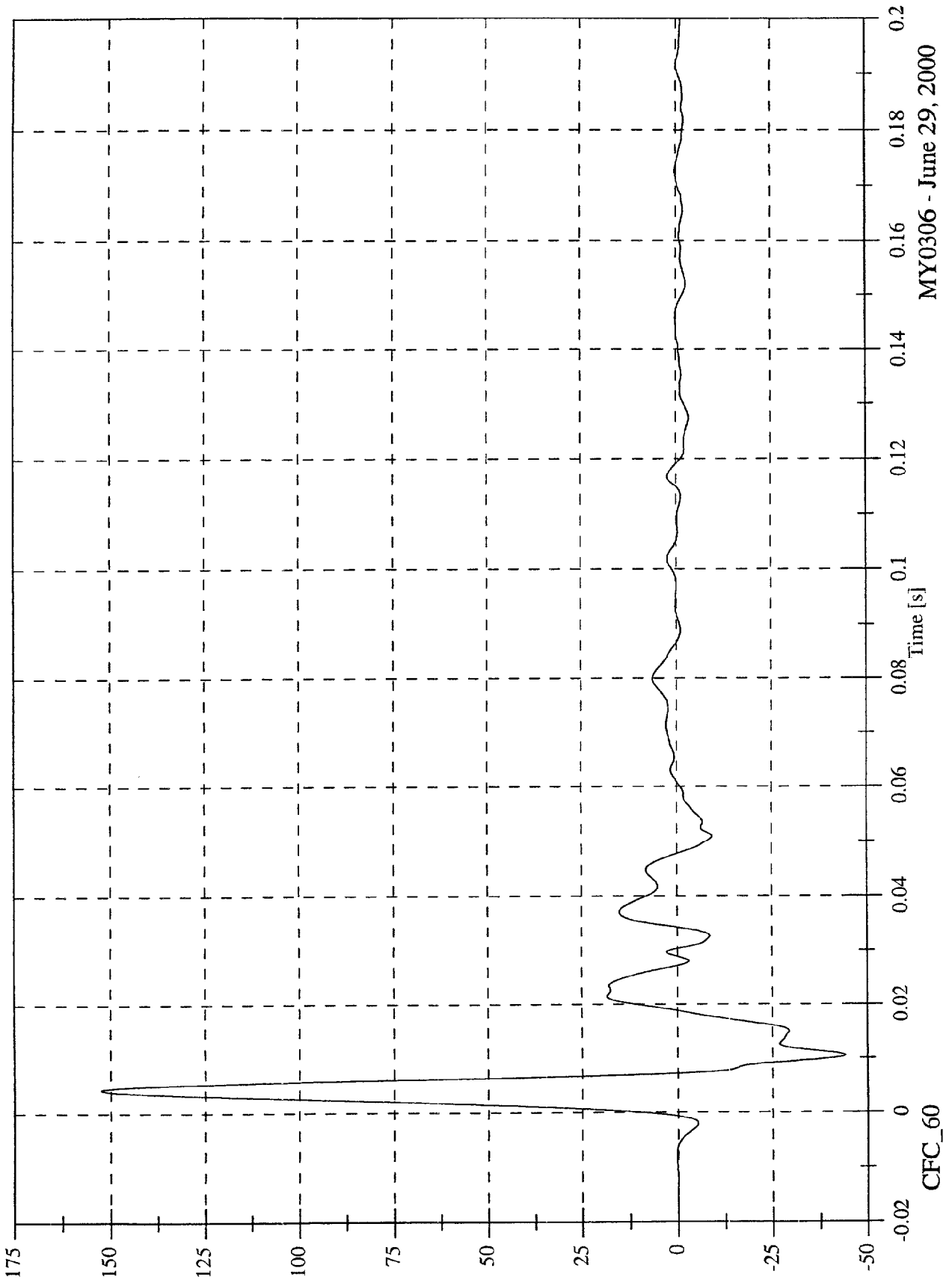
MY0306 - June 29, 2000

SNCAP Test #8 - 2001 Chrysler PT Cruiser

Acc 14 Left Lower A Post Y

Max: 152.6 [g] at 0.004 [s]

Min: -44.1 [g] at 0.010 [s]

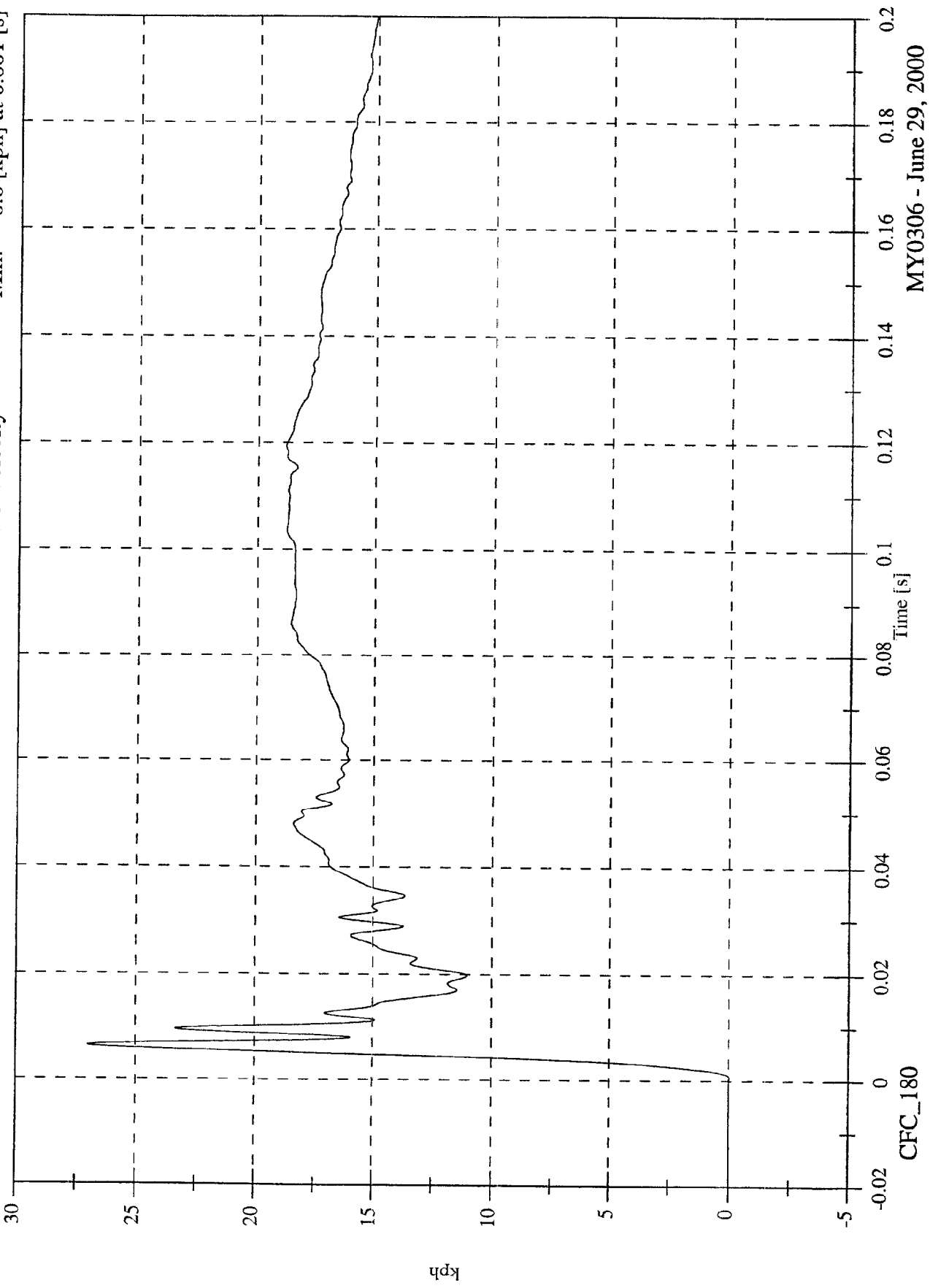


MY0306 - June 29, 2000

SNCAP Test #8 - 2001 Chrysler PT Cruiser

Acc 14 Left Lower A Post Y Velocity

Max: 27.0 [kph] at 0.006 [s]
Min: -0.0 [kph] at 0.001 [s]

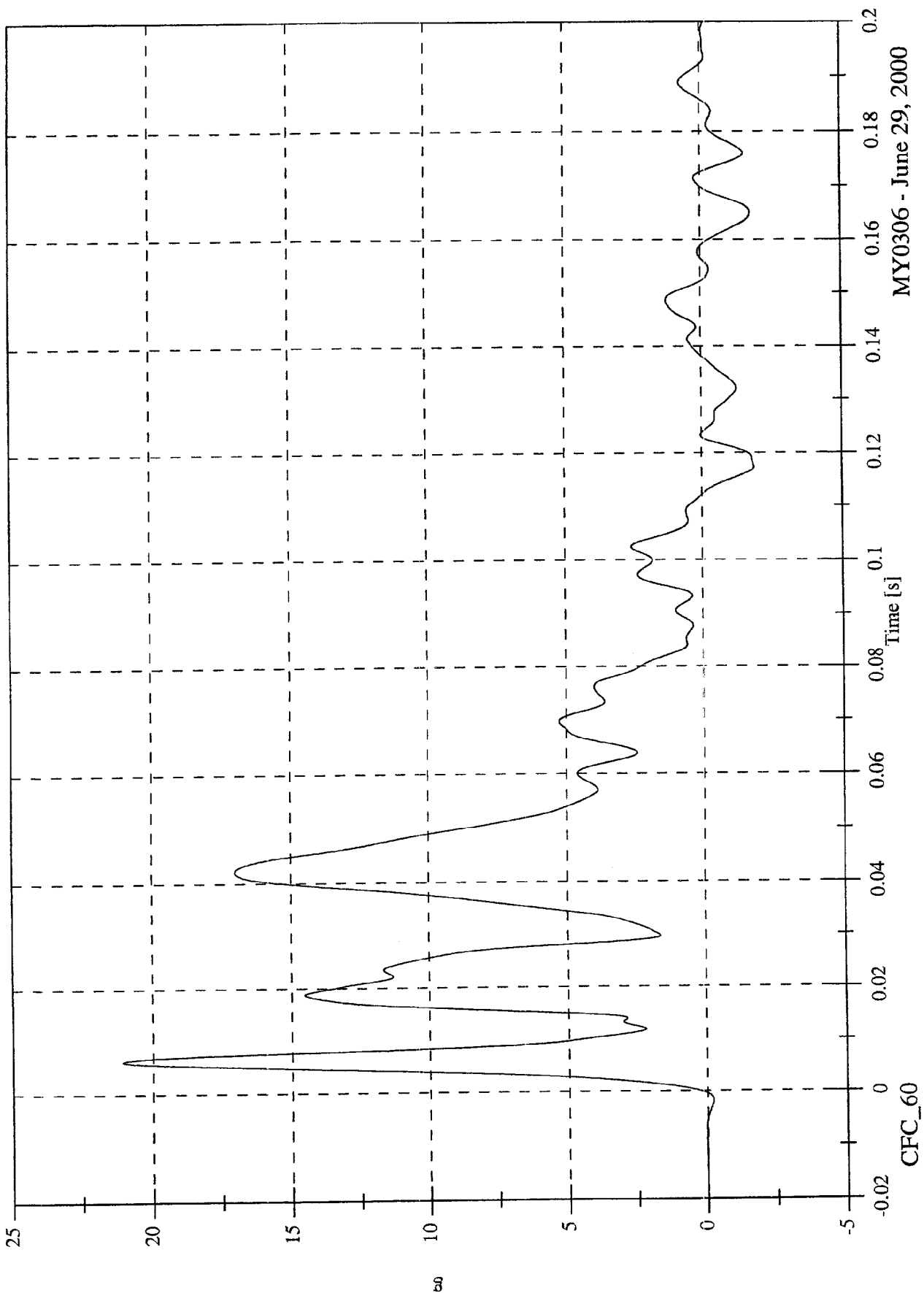


MY0306 - June 29, 2000

SNCAP Test #8 - 2001 Chrysler PT Cruiser

Acc 15 Left Mid A Post Y

Max: 21.1 [g] at 0.006 [s]
Min: -1.9 [g] at 0.117 [s]

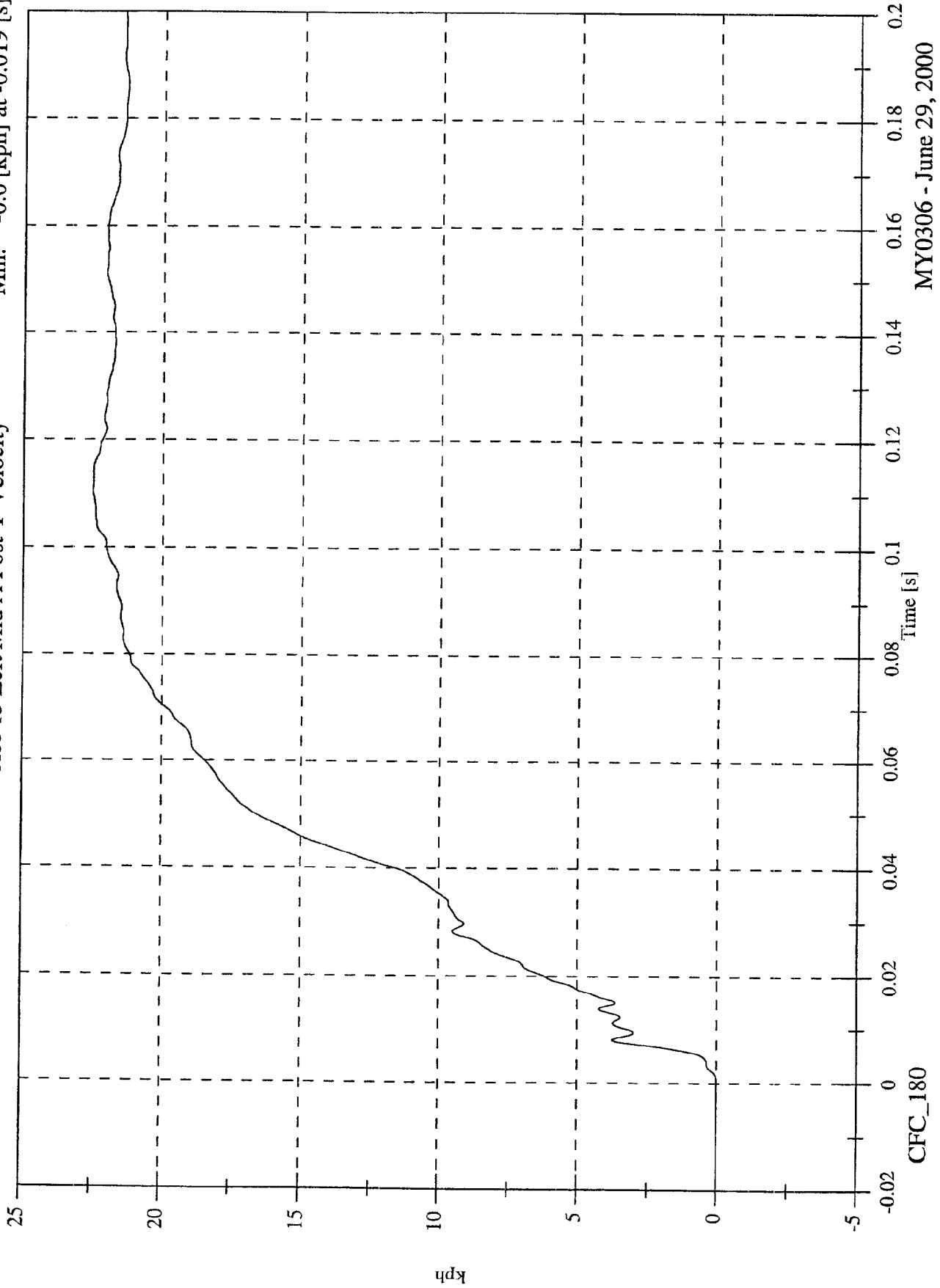


MY0306 - June 29, 2000

SNCAP Test #8 - 2001 Chrysler PT Cruiser

Acc 15 Left Mid A Post Y Velocity

Max: 22.5 [kph] at 0.111 [s]
Min: -0.0 [kph] at -0.019 [s]

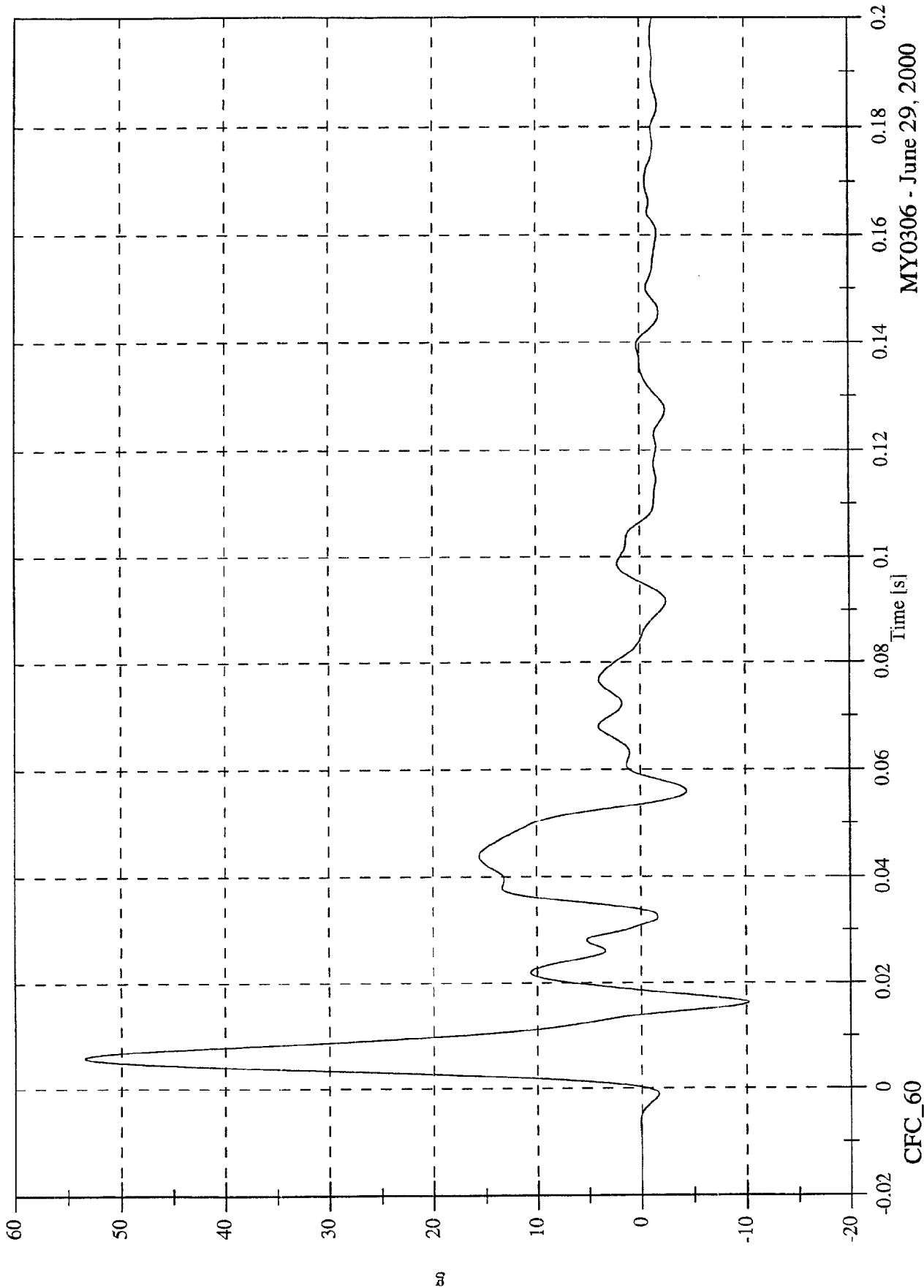


MY0306 - June 29, 2000

SNCAP Test #8 - 2001 Chrysler PT Cruiser

Max: 53.4 [g] at 0.006 [s]
Min: -10.2 [g] at 0.016 [s]

Acc 16 Front Seat Track Y

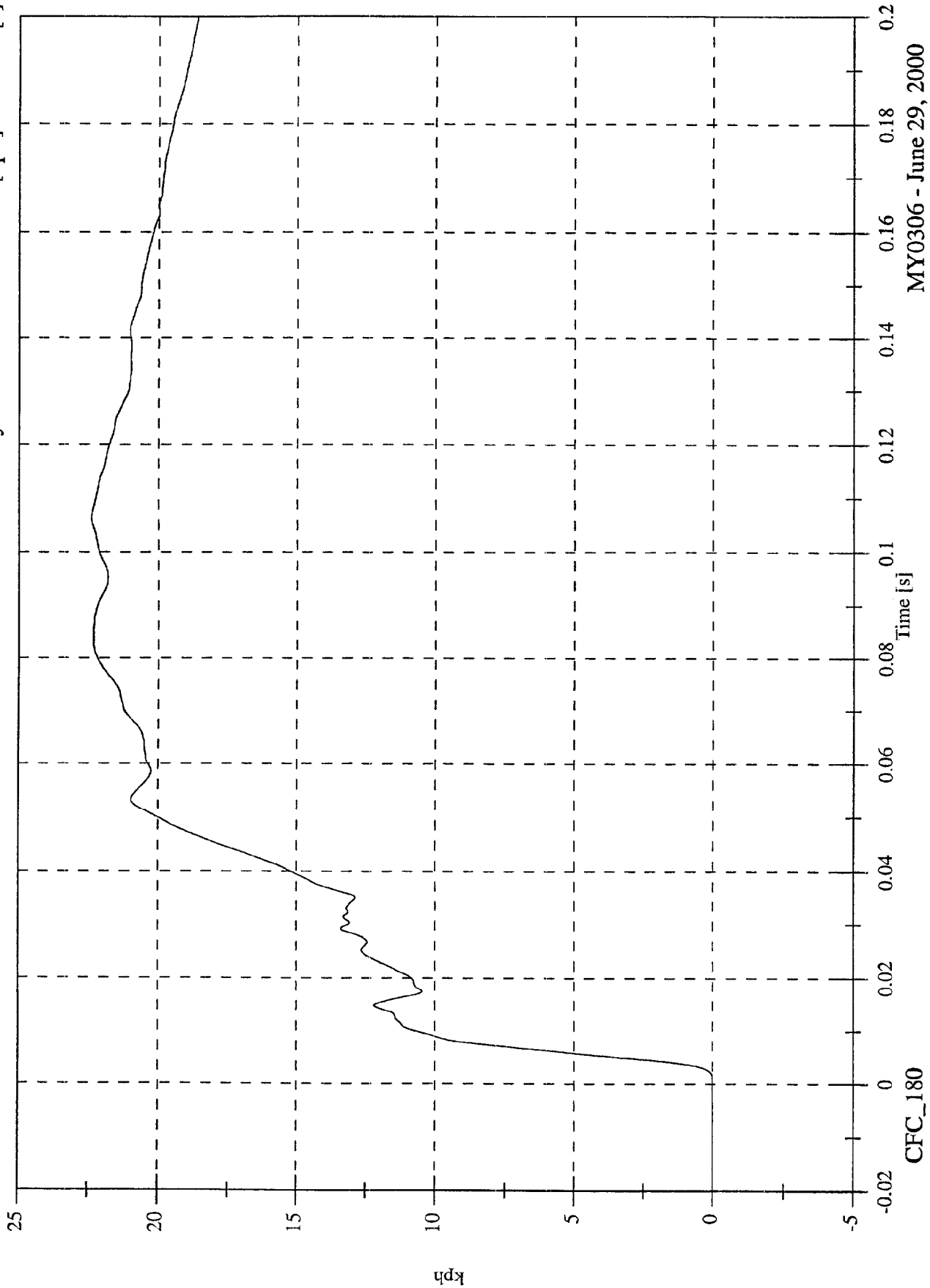


MY0306 - June 29, 2000

SNCAP Test #8 - 2001 Chrysler PT Cruiser

Max: 22.4 [kph] at 0.106 [s]
Min: -0.0 [kph] at -0.020 [s]

Acc 16 Front Seat Track Y Velocity

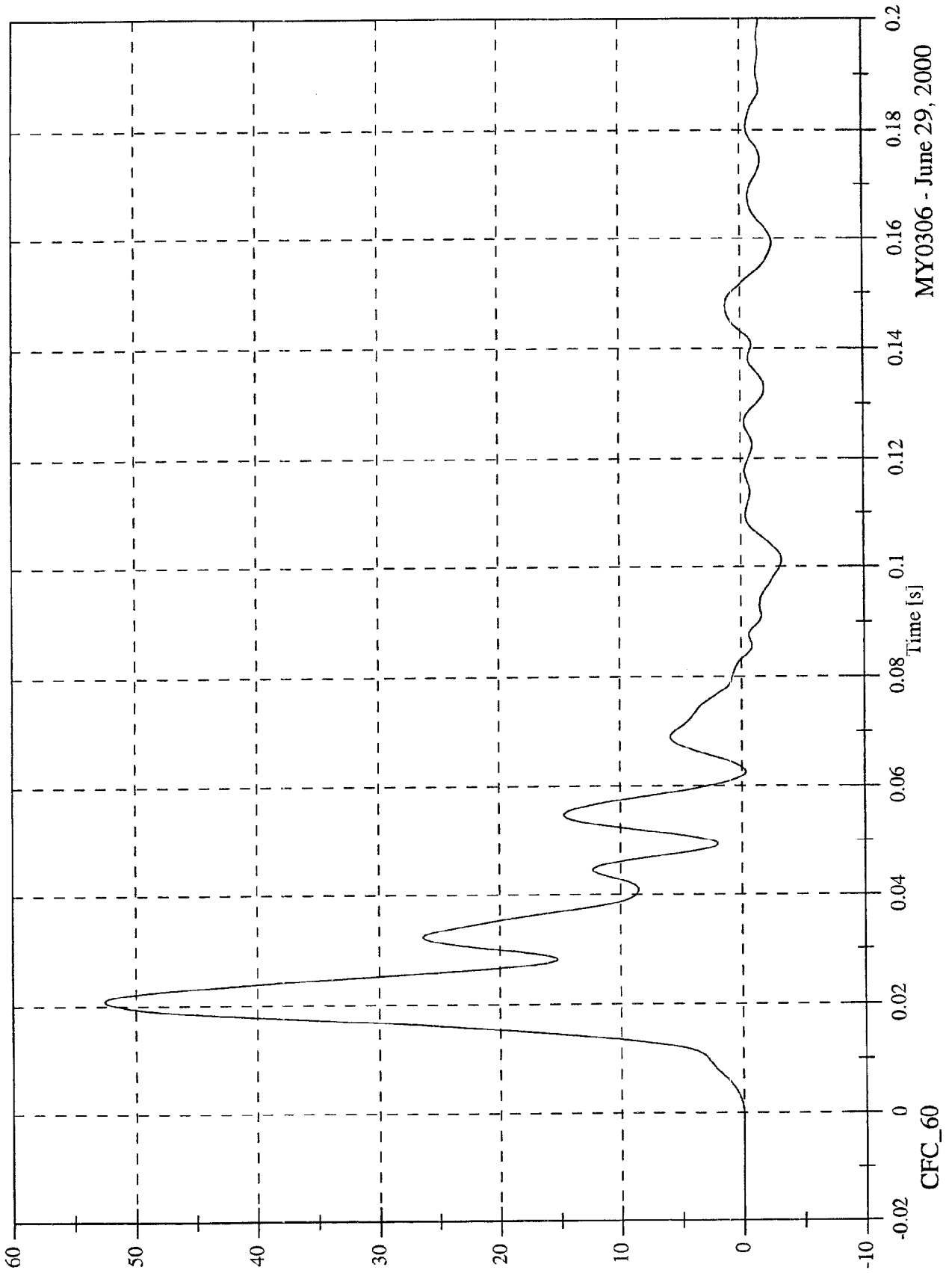


CFC_180
MY0306 - June 29, 2000

SNCAP Test #8 2001 Chrysler PT Cruiser

Max: 52.5 [g] at 0.021 [s]
Min: -3.3 [g] at 0.101 [s]

Acc 17 Rear Seat Track Y

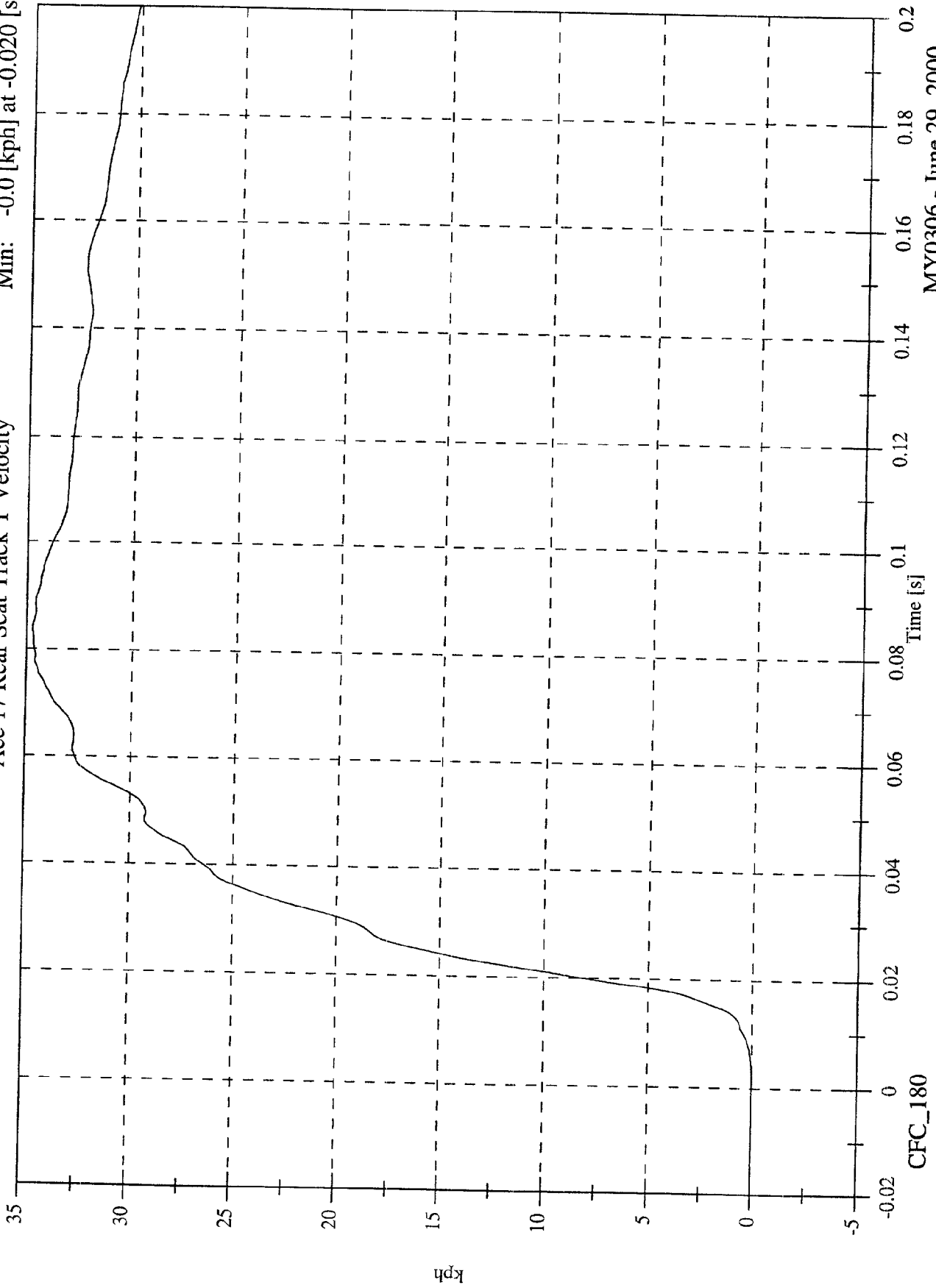


MY0306 - June 29, 2000

SNCAP Test #8 - 2001 Chrysler PT Cruiser

Max: 34.7 [kph] at 0.084 [s]
Min: -0.0 [kph] at -0.020 [s]

Acc 17 Rear Seat Track Y Velocity

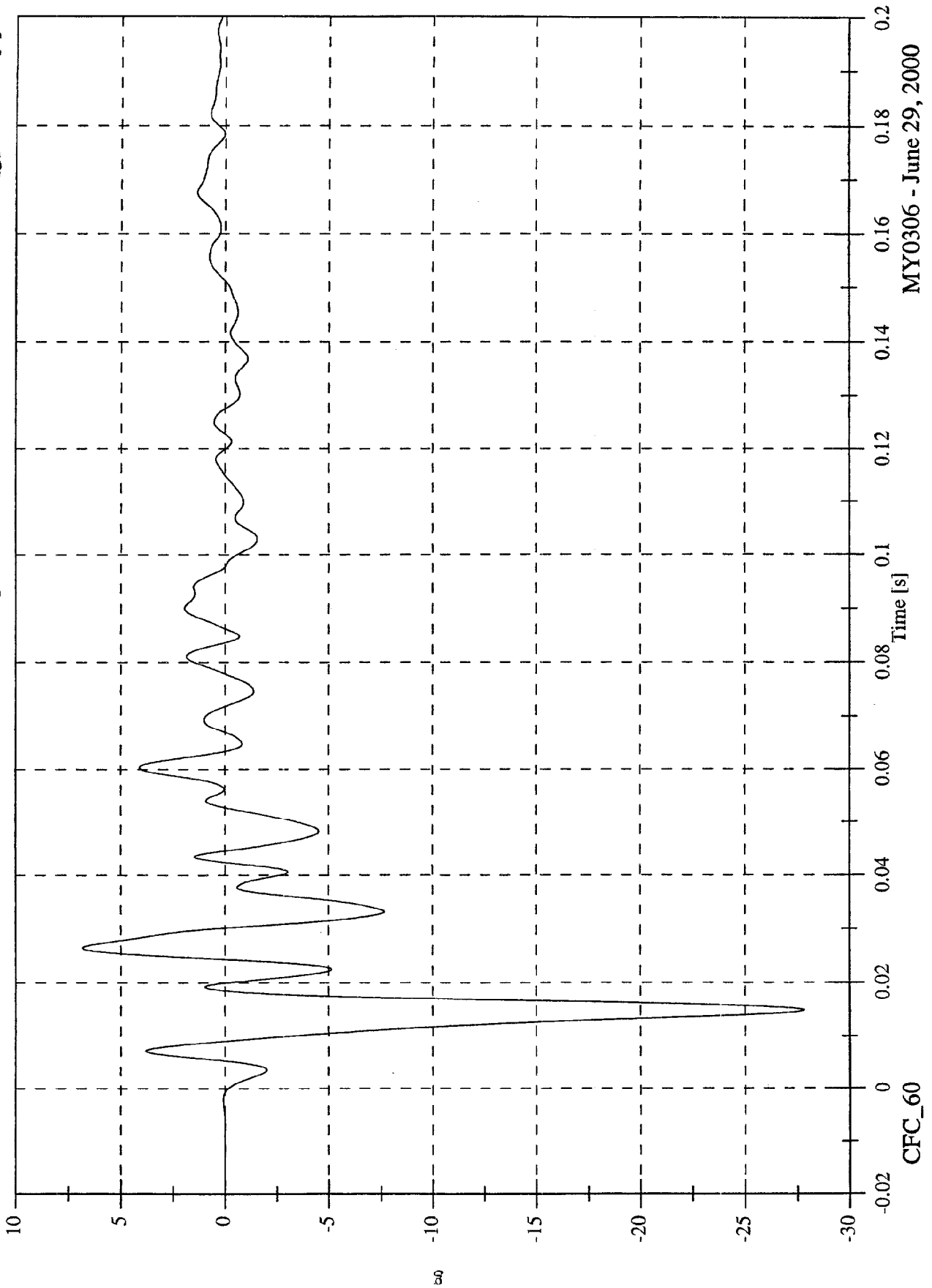


MY0306 - June 29, 2000

SNCAP Test #8 - 2001 Chrysler PT Cruiser

Max: 6.8 [g] at 0.026 [s]
Min: -27.8 [g] at 0.015 [s]

Acc 18 Target CG X

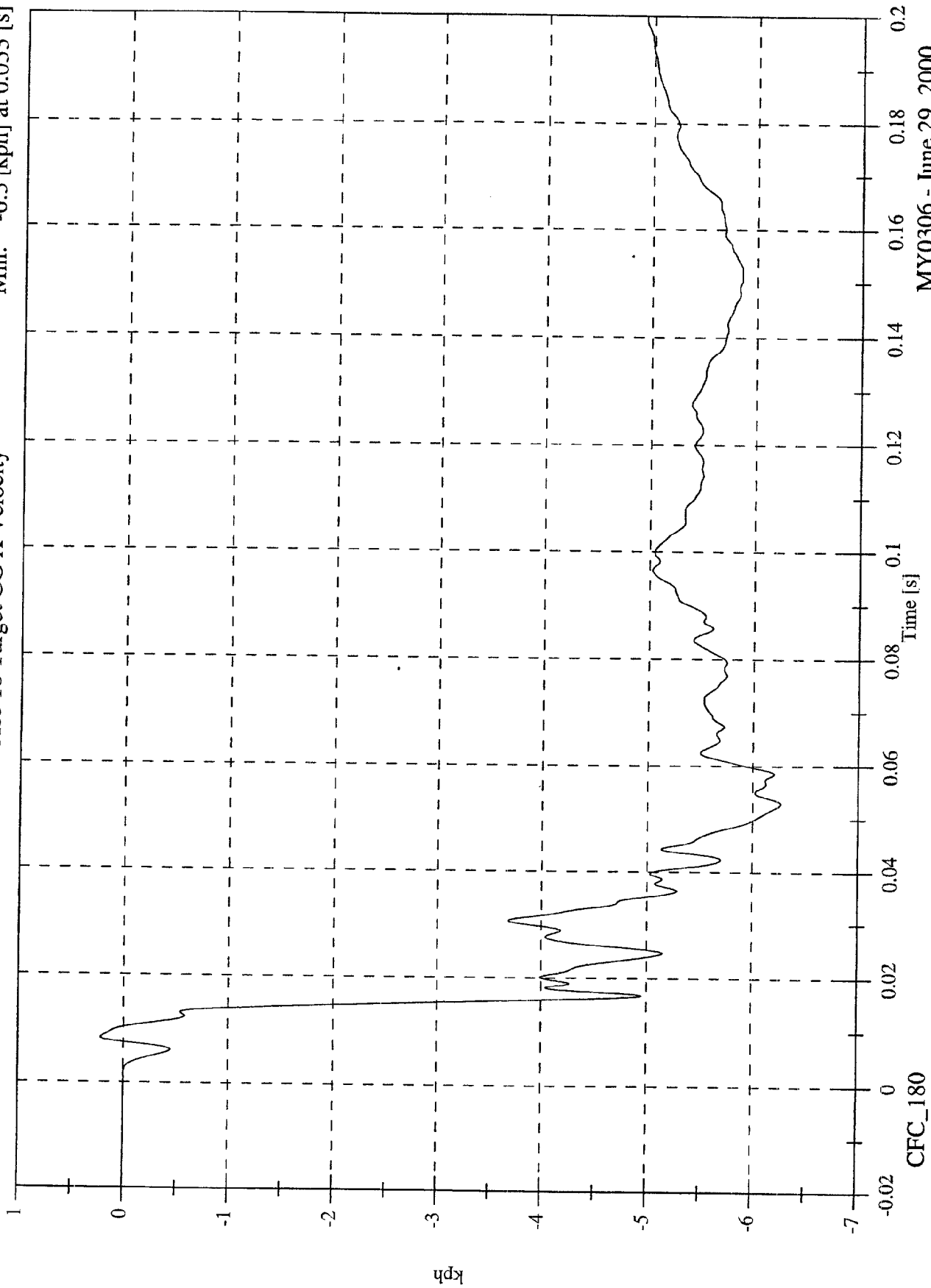


MY0306 - June 29, 2000

SNCAP Test #8 - 2001 Chrysler PT Cruiser

Acc 18 Target CG X Velocity

Max: 0.2 [kph] at 0.008 [s]
Min: -6.3 [kph] at 0.053 [s]

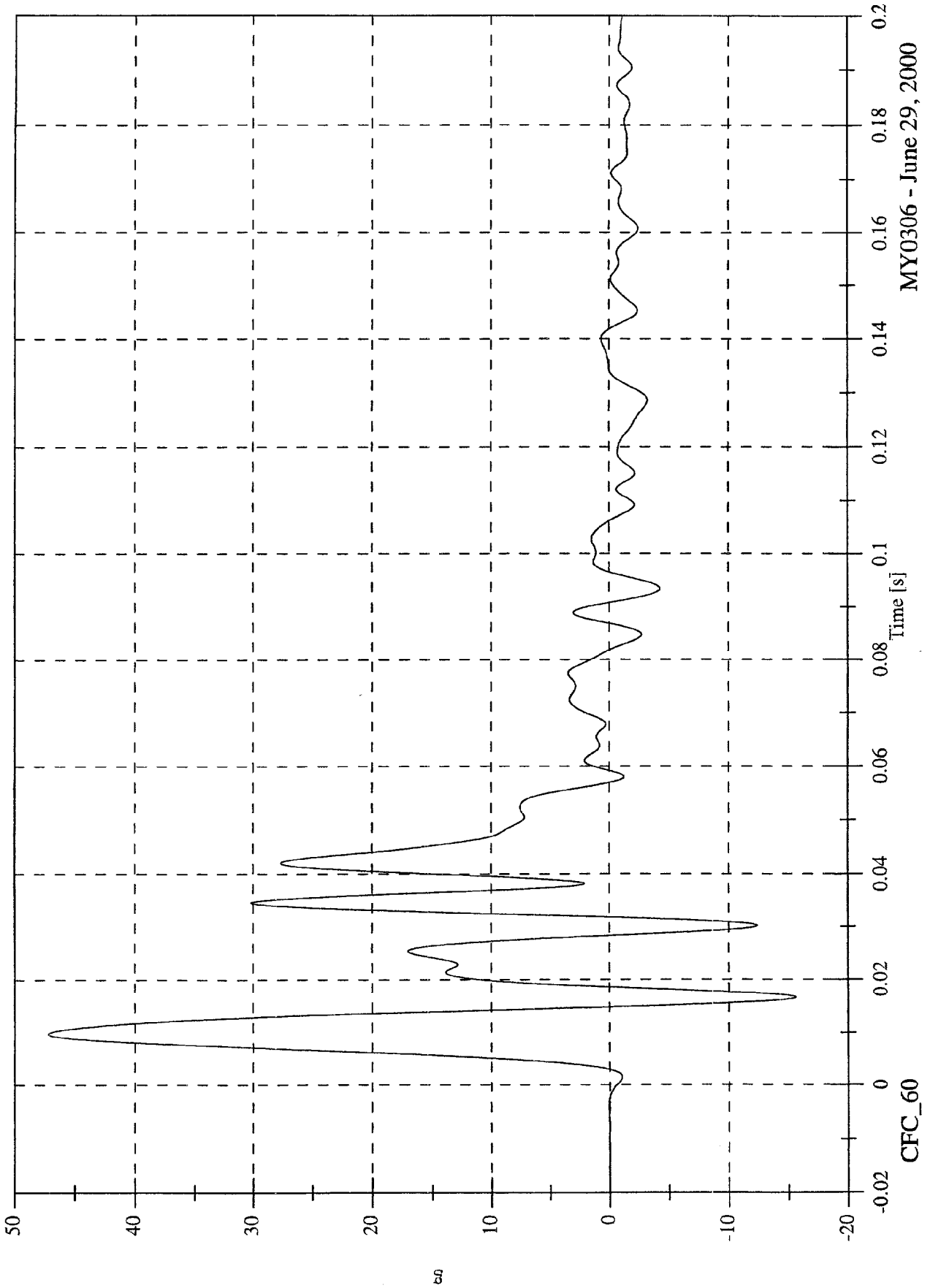


MY0306 - June 29, 2000

SNCAP Test #8 - 2001 Chrysler PT Cruiser

Max: 47.2 [g] at 0.010 [s]
Min: -15.6 [g] at 0.017 [s]

Acc 18 Target CG Y

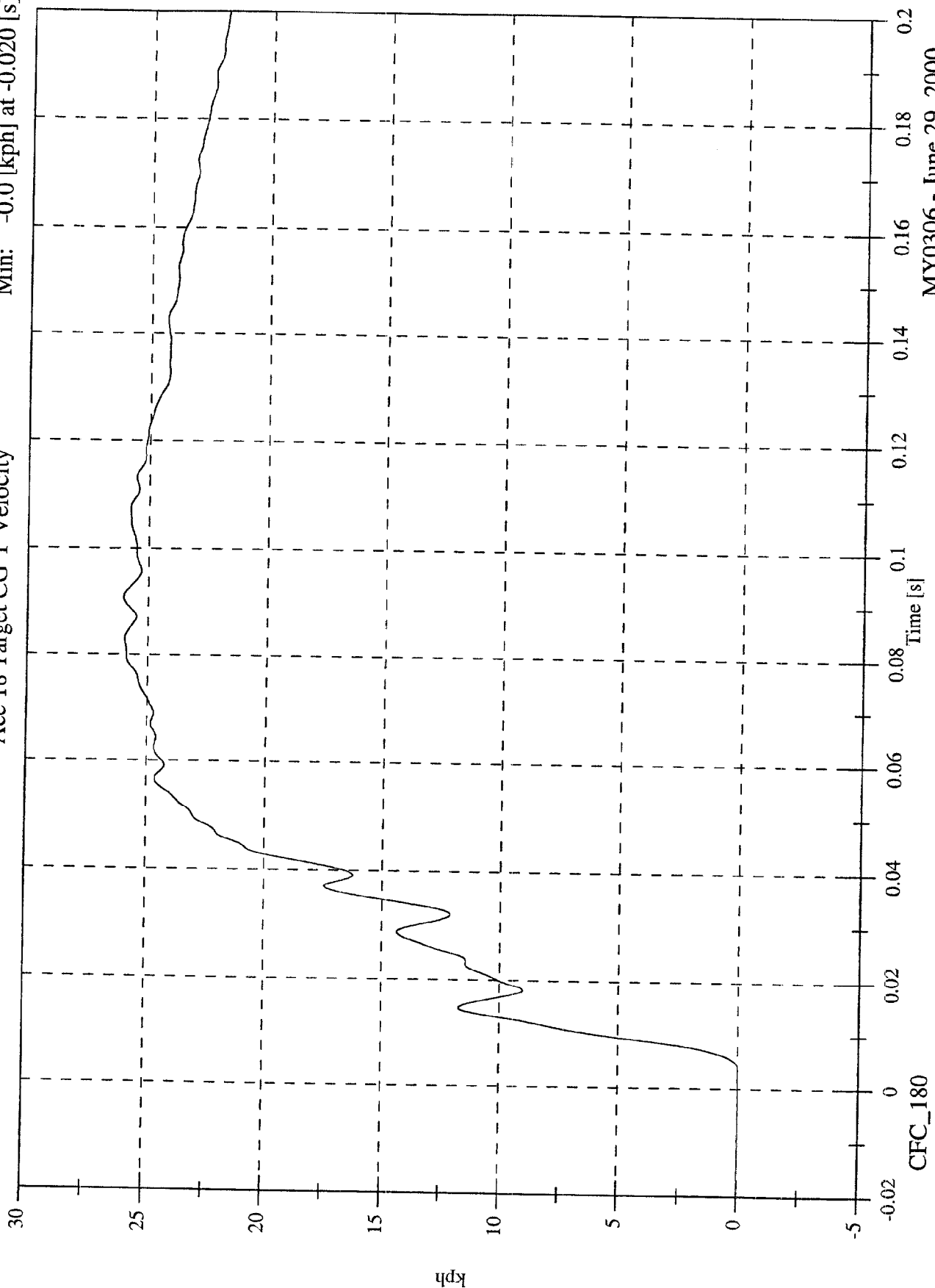


MY0306 - June 29, 2000

SNCAP Test #8 - 2001 Chrysler PT Cruiser

Max: 26.0 [kph] at 0.091 [s]
Min: -0.0 [kph] at -0.020 [s]

Acc 18 Target CG Y Velocity



MY0306 - June 29, 2000

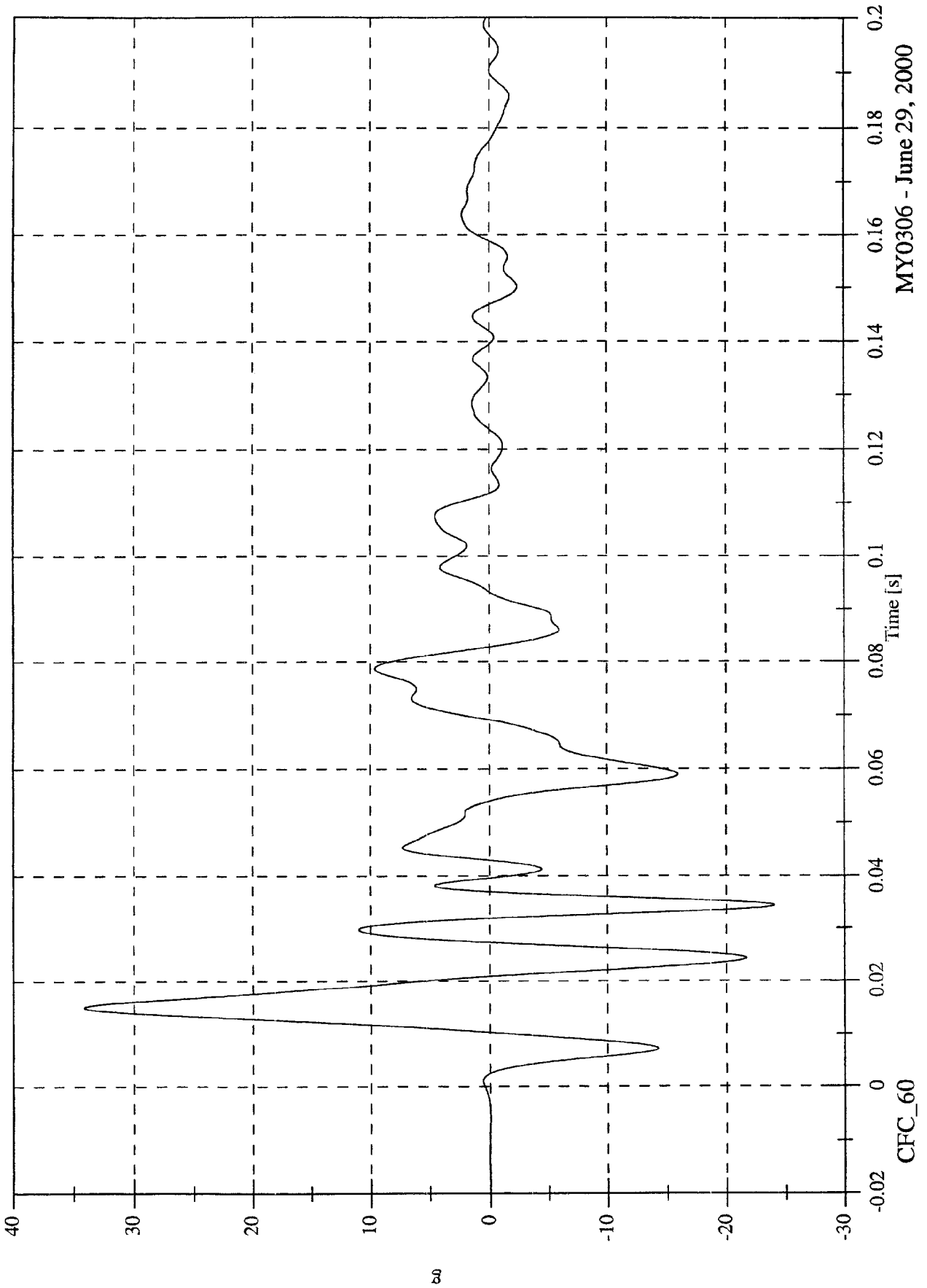
CFC_180

SNCAP Test #8 - 2001 Chrysler PT Cruiser

Max: 34.1 [g] at 0.015 [s]

Min: -24.0 [g] at 0.034 [s]

Acc 18 Target CG Z

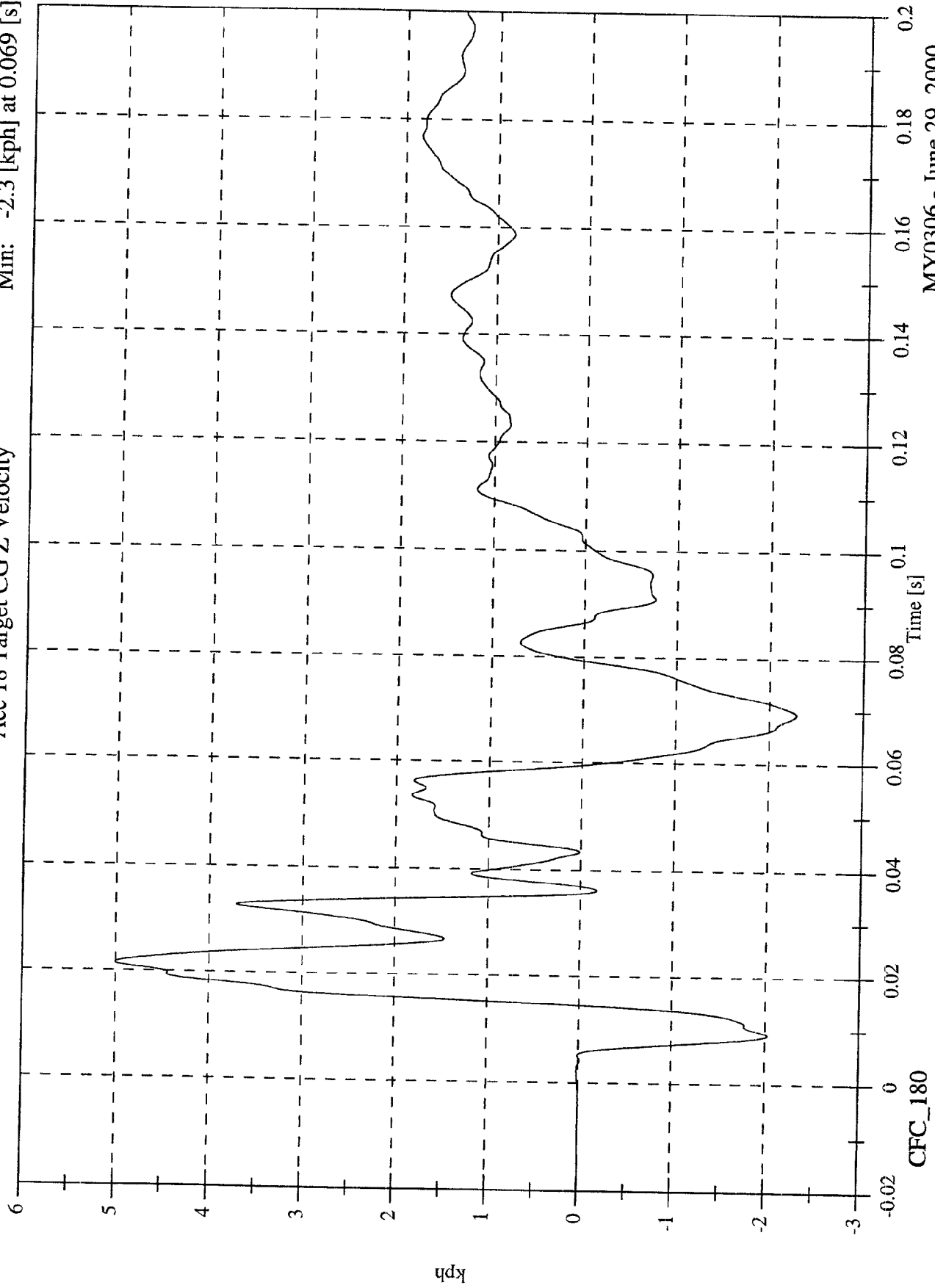


MY0306 - June 29, 2000

SNCAP Test #8 - 2001 Chrysler PT Cruiser

Max: 5.0 [kph] at 0.022 [s]
Min: -2.3 [kph] at 0.069 [s]

Acc 18 Target CG Z Velocity



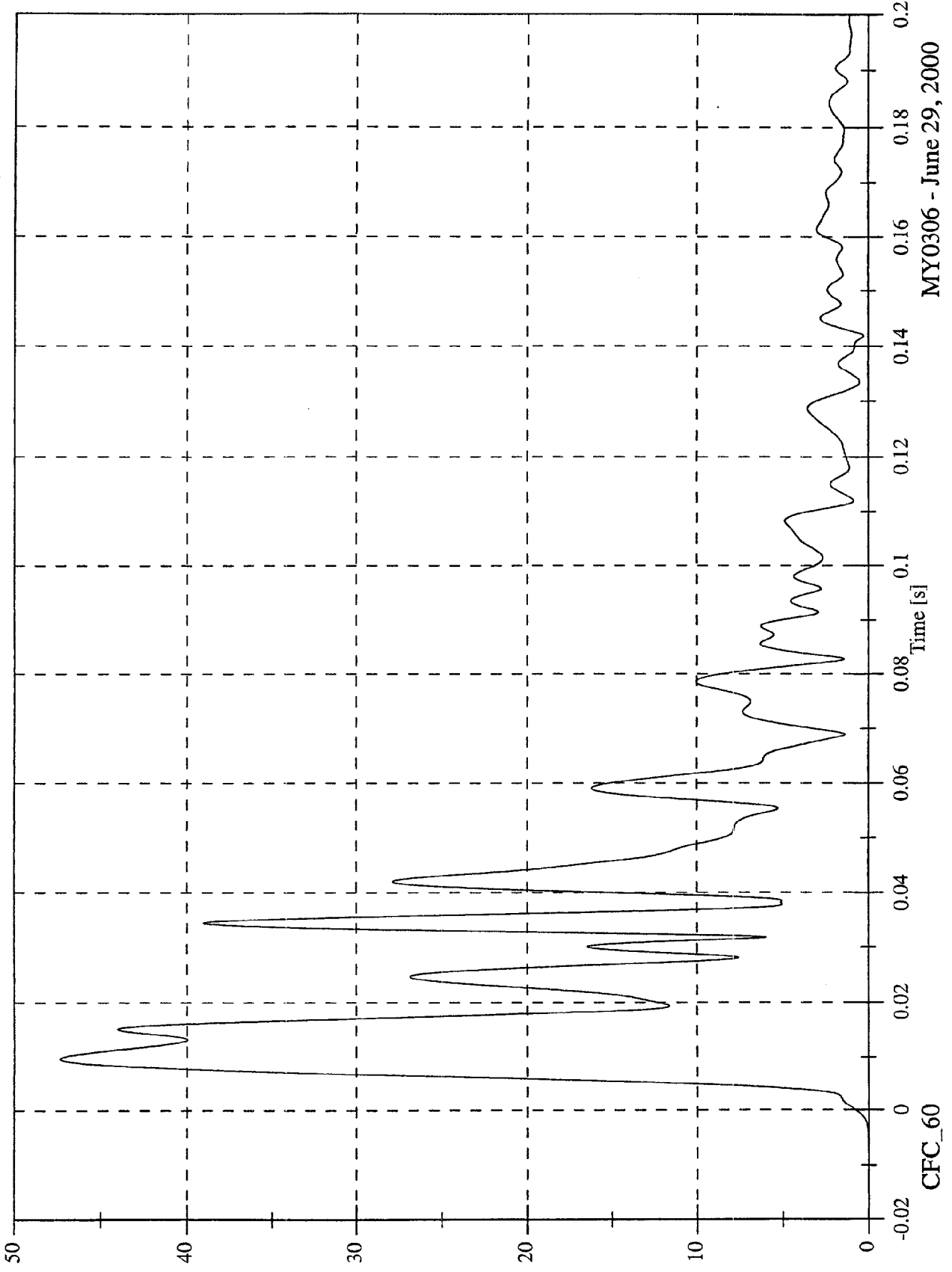
MY0306 - June 29, 2000

SNCAP Test #8 - 2001 Chrysler PT Cruiser

Max: 47.3 [g] at 0.010 [s]

Min: 0.0 [g] at -0.016 [s]

Acc 18 Target CG Resultant

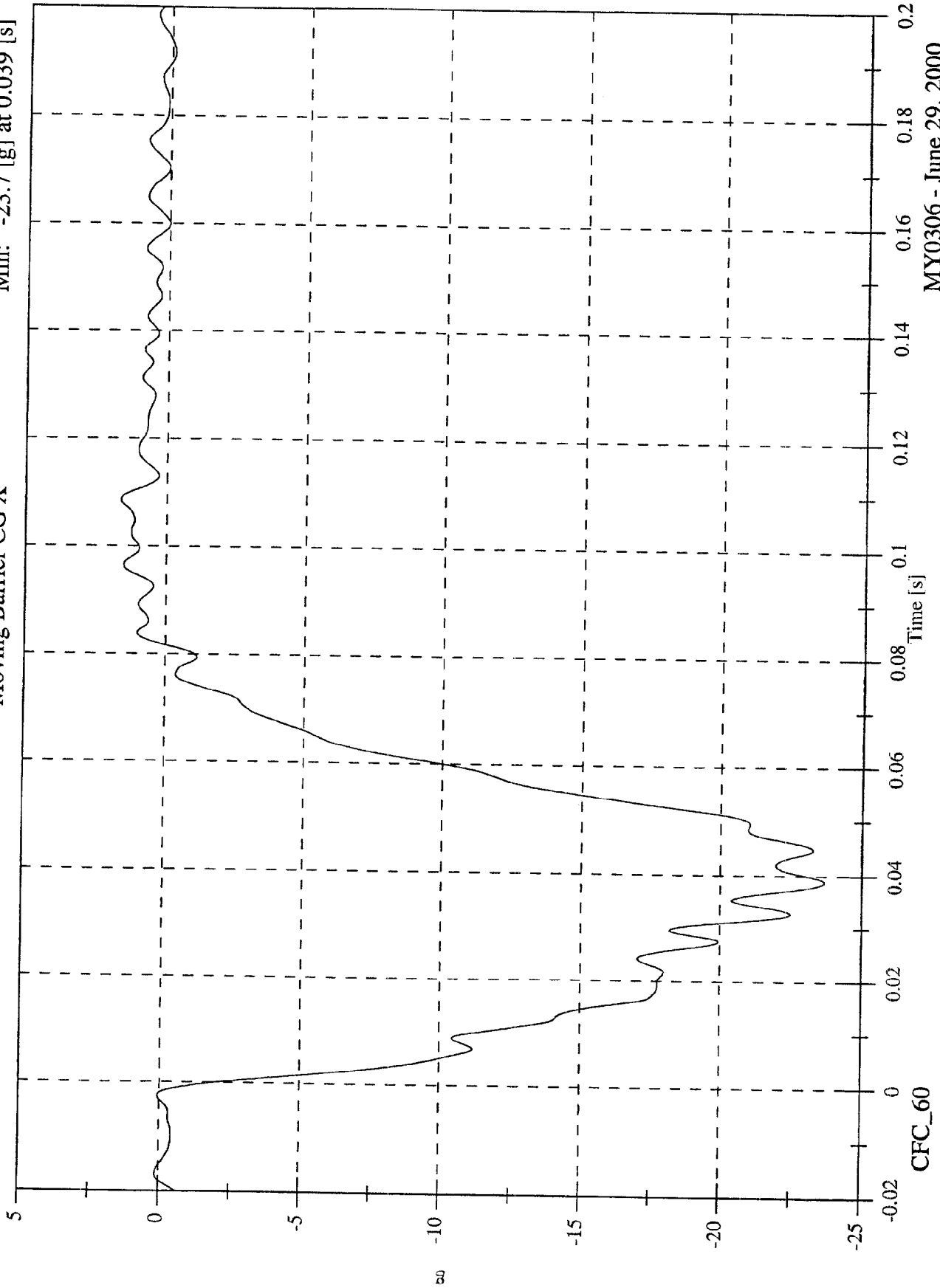


MY0306 - June 29, 2000

SNCAP Test #8 - 2001 Chrysler PT Cruiser

Moving Barrier CG X

Max: 1.6 [g] at 0.109 [s]
Min: -23.7 [g] at 0.039 [s]

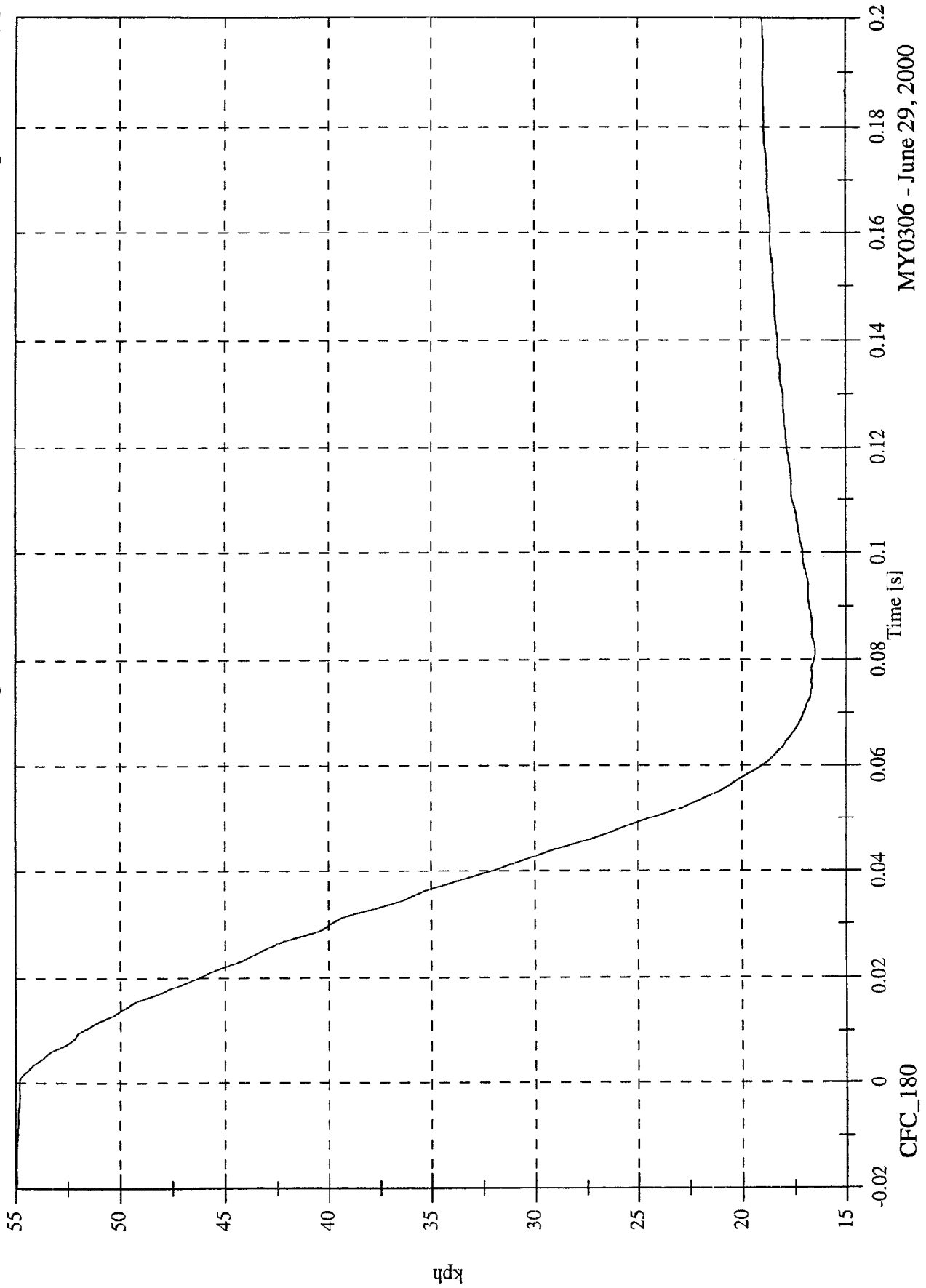


MY0306 - June 29, 2000

SNCAP Test #8 - 2001 Chrysler PT Cruiser

Moving Barrier CG X Velocity

Max: 55.0 [kph] at -0.017 [s]
Min: 16.5 [kph] at 0.081 [s]

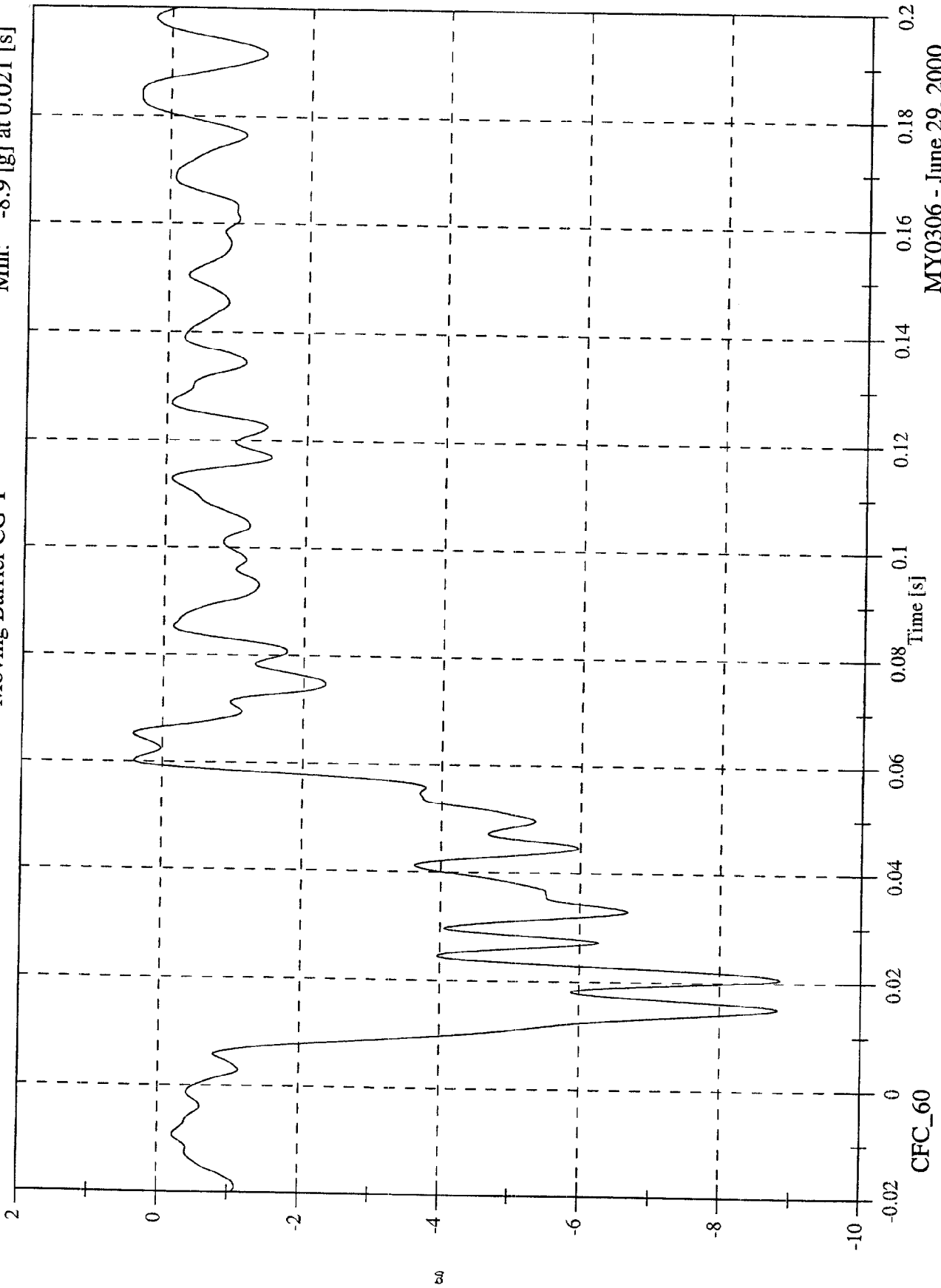


MY0306 - June 29, 2000

SNCAP Test #8 - 2001 Chrysler PT Cruiser

Moving Barrier CG Y

Max: 0.4 [g] at 0.065 [s]
Min: -8.9 [g] at 0.021 [s]

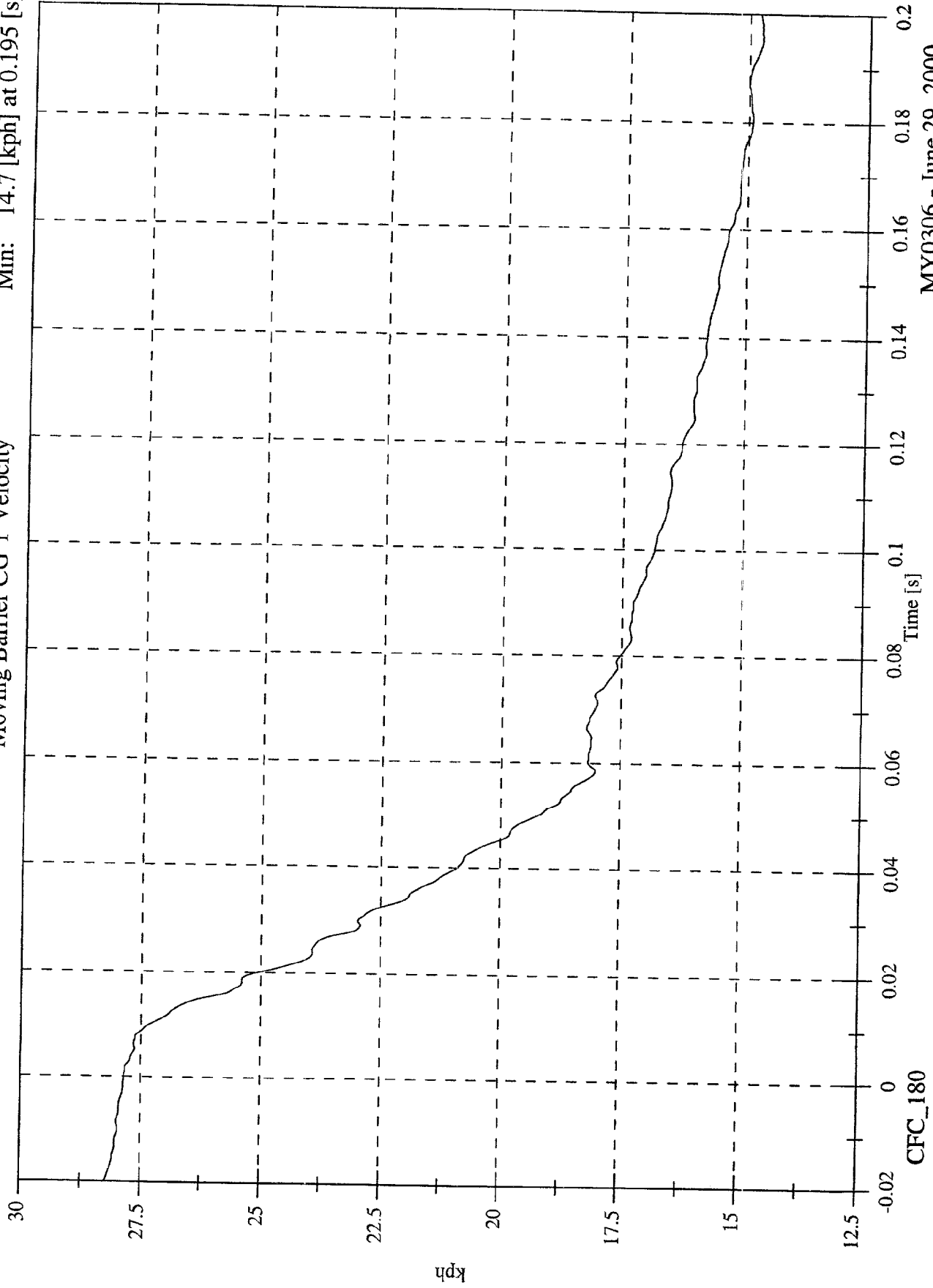


MY0306 - June 29, 2000

SNCAP Test #8 - 2001 Chrysler PT Cruiser

Max: 28.2 [kph] at -0.020 [s]
Min: 14.7 [kph] at 0.195 [s]

Moving Barrier CG Y Velocity

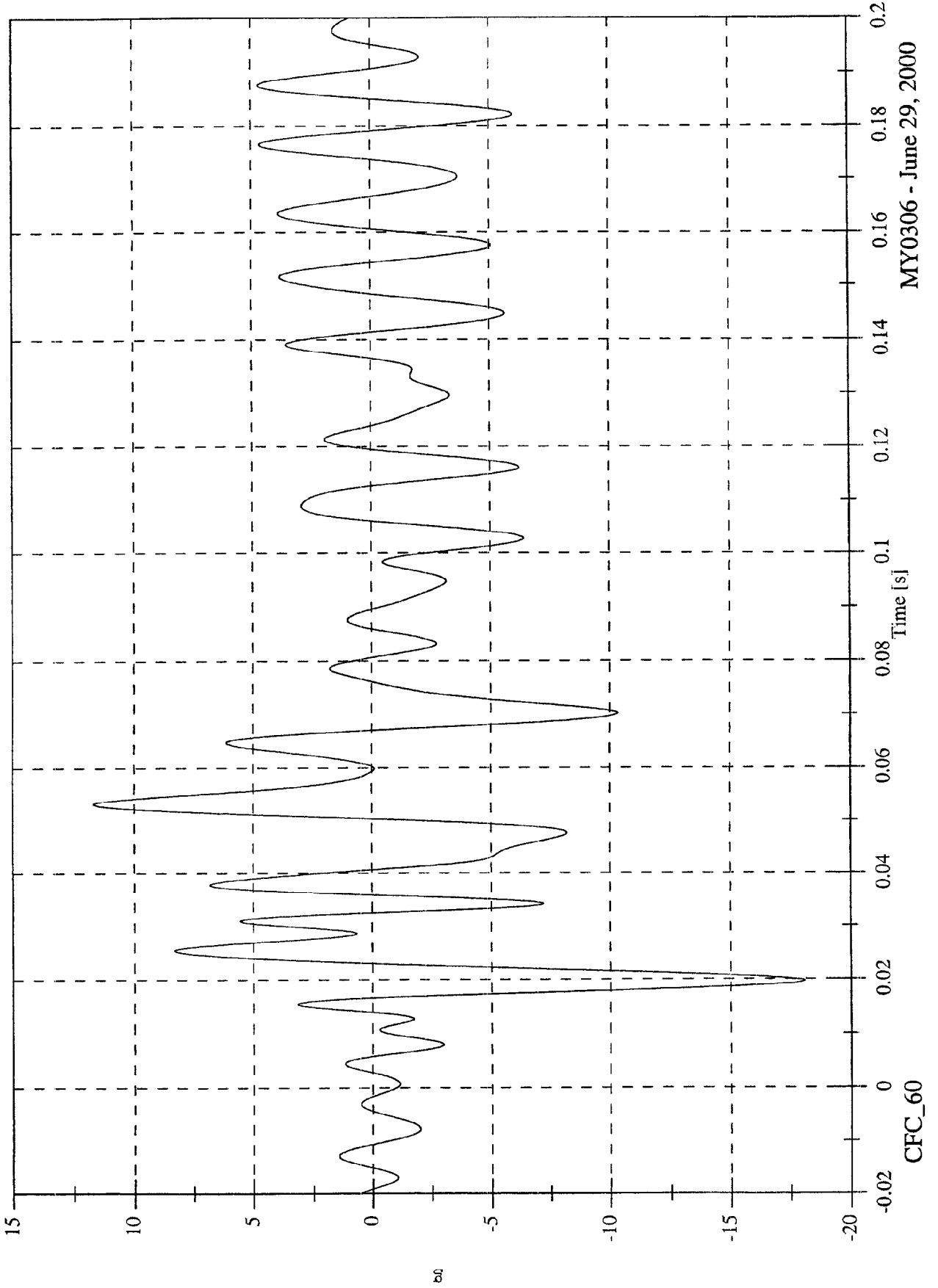


MY0306 - June 29, 2000

SNCAP Test #8 - 2001 Chrysler PT Cruiser

Max: 11.7 [g] at 0.053 [s]
Min: -18.1 [g] at 0.020 [s]

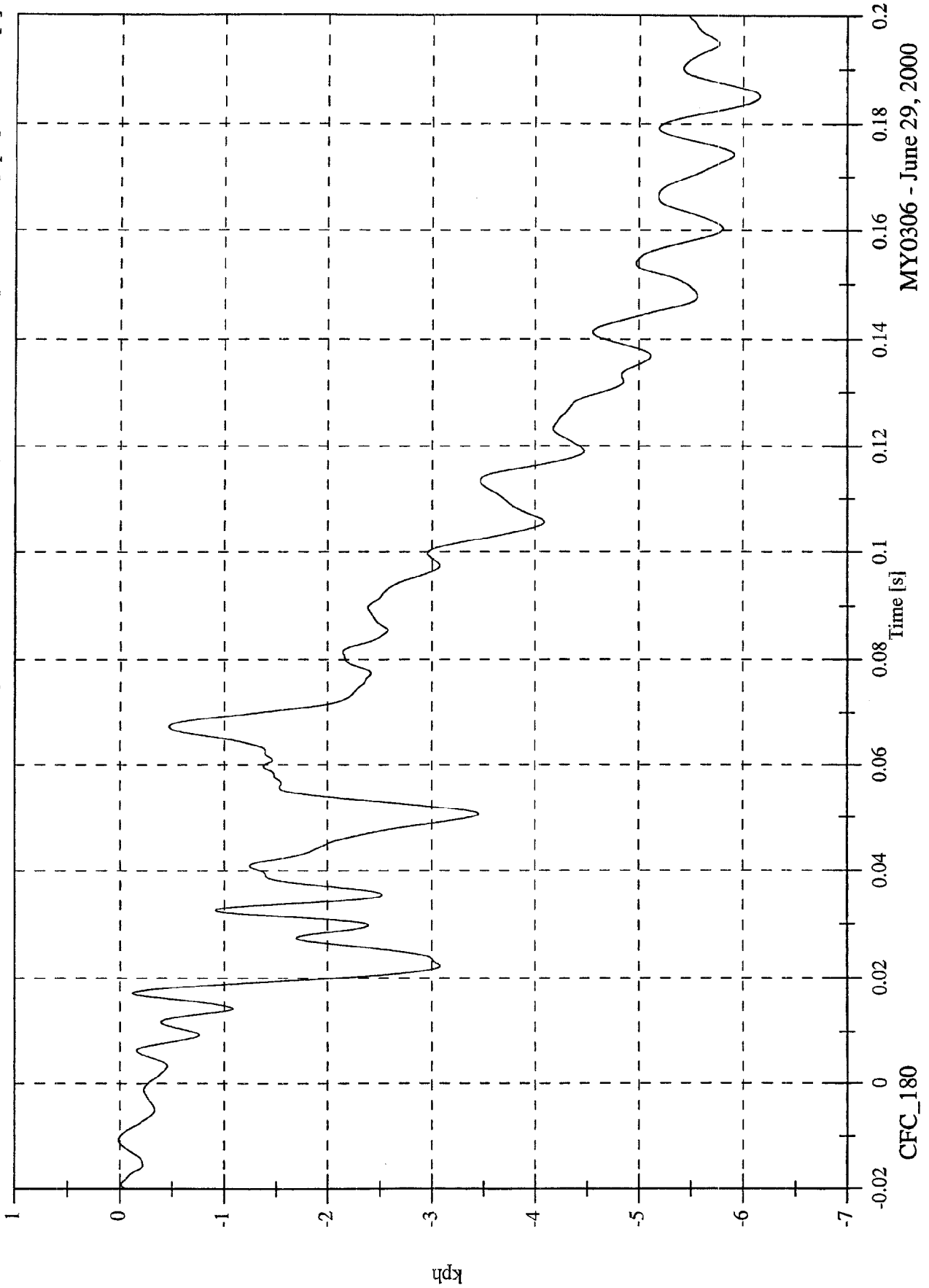
Moving Barrier CG Z



SNCAP Test #8 - 2001 Chrysler PT Cruiser

Max: 0.0 [kph] at 0.011 [s]
Min: -6.2 [kph] at 0.185 [s]

Moving Barrier CG Z Velocity

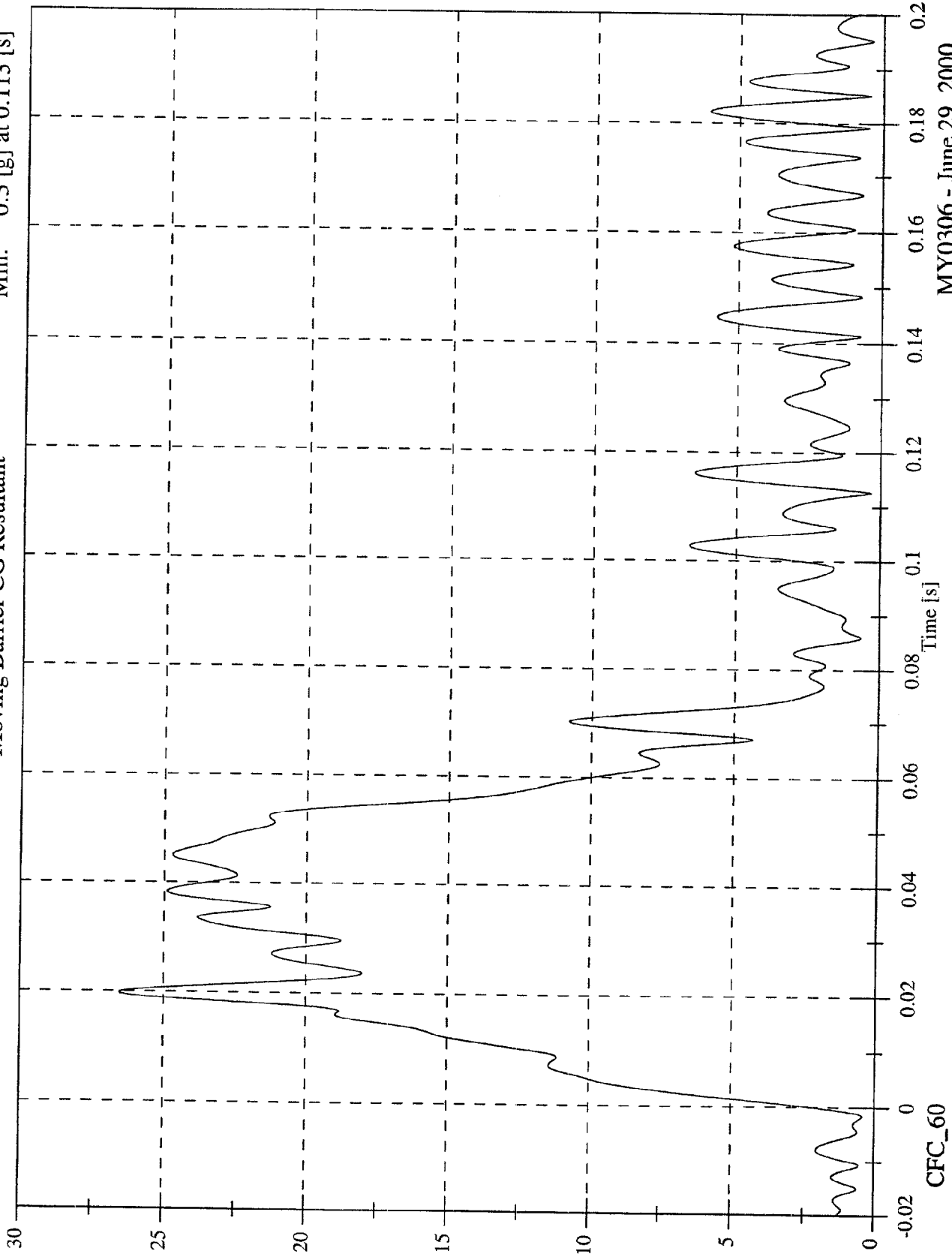


MY0306 - June 29, 2000

SNCAP Test #8 - 2001 Chrysler PT Cruiser

Max: 26.5 [g] at 0.020 [s]
Min: 0.3 [g] at 0.113 [s]

Moving Barrier CG Resultant



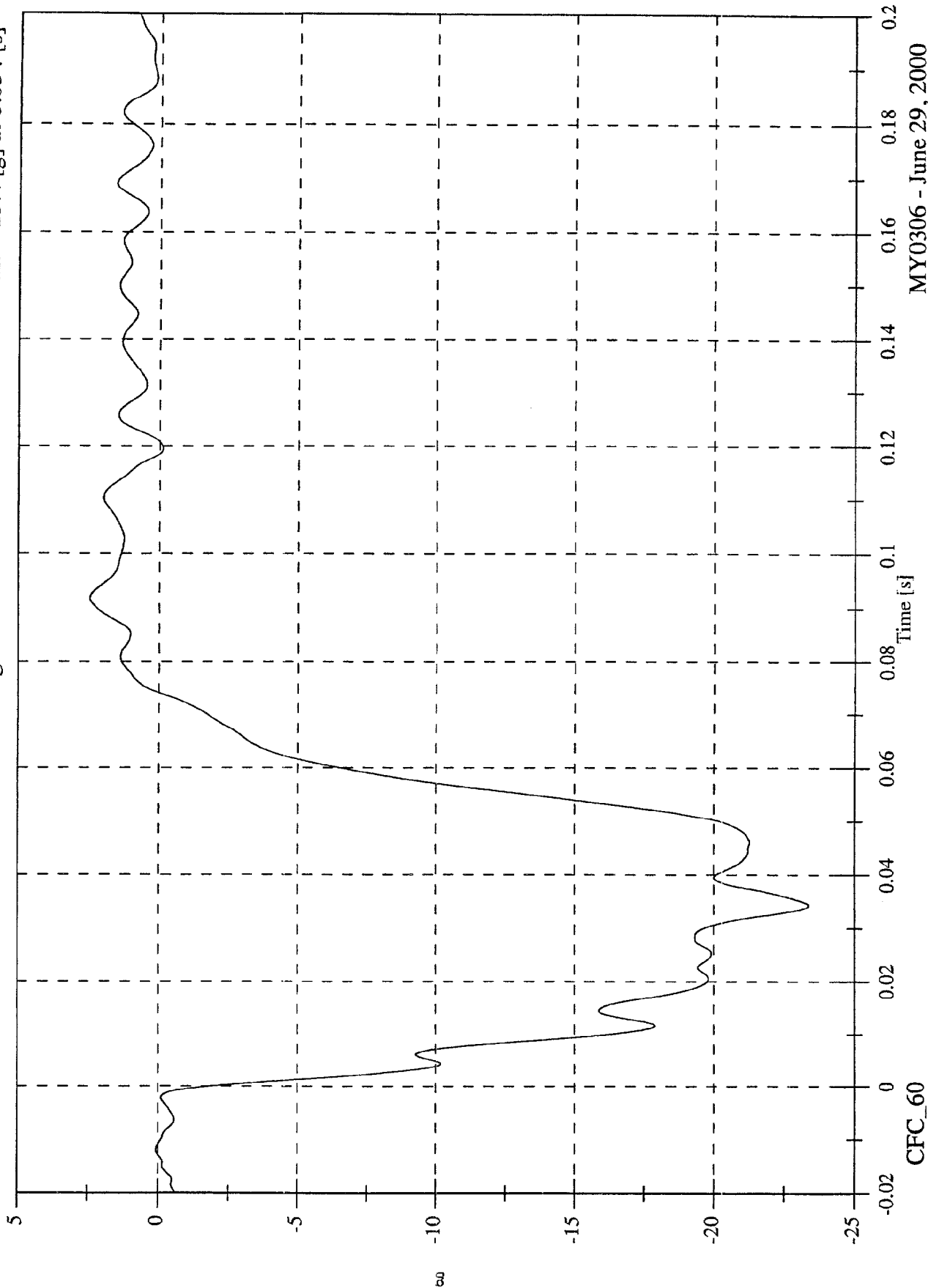
MY0306 - June 29, 2000

SNCAP Test #8 - 2001 Chrysler PT Cruiser

Moving Barrier Left Rail X

Max: 2.4 [g] at 0.092 [s]

Min: -23.4 [g] at 0.034 [s]

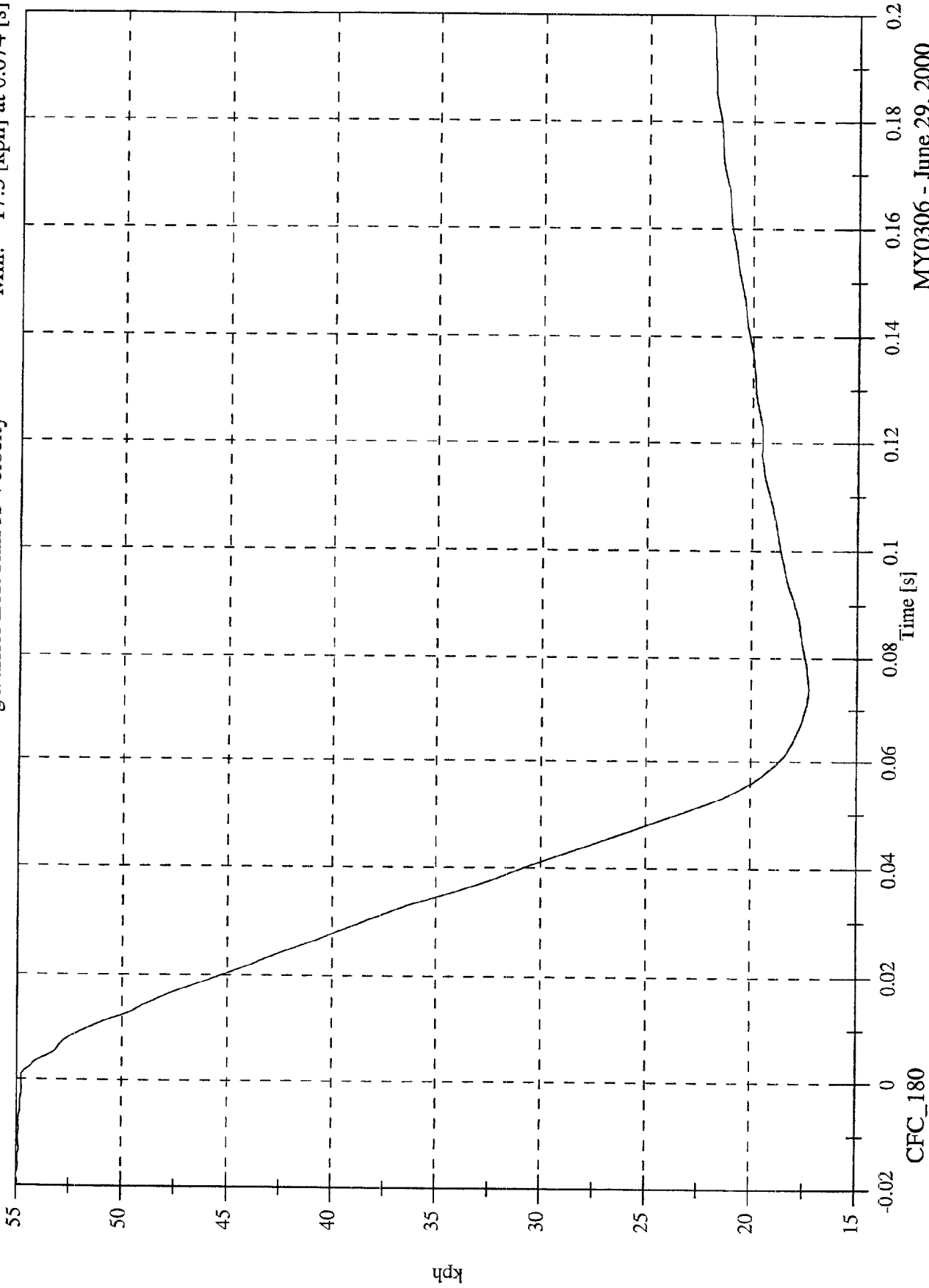


MY0306 - June 29, 2000

SNCAP Test #8 - 2001 Chrysler PT Cruiser

Moving Barrier Left Rail X Velocity

Max: 55.0 [kph] at -0.018 [s]
Min: 17.3 [kph] at 0.074 [s]

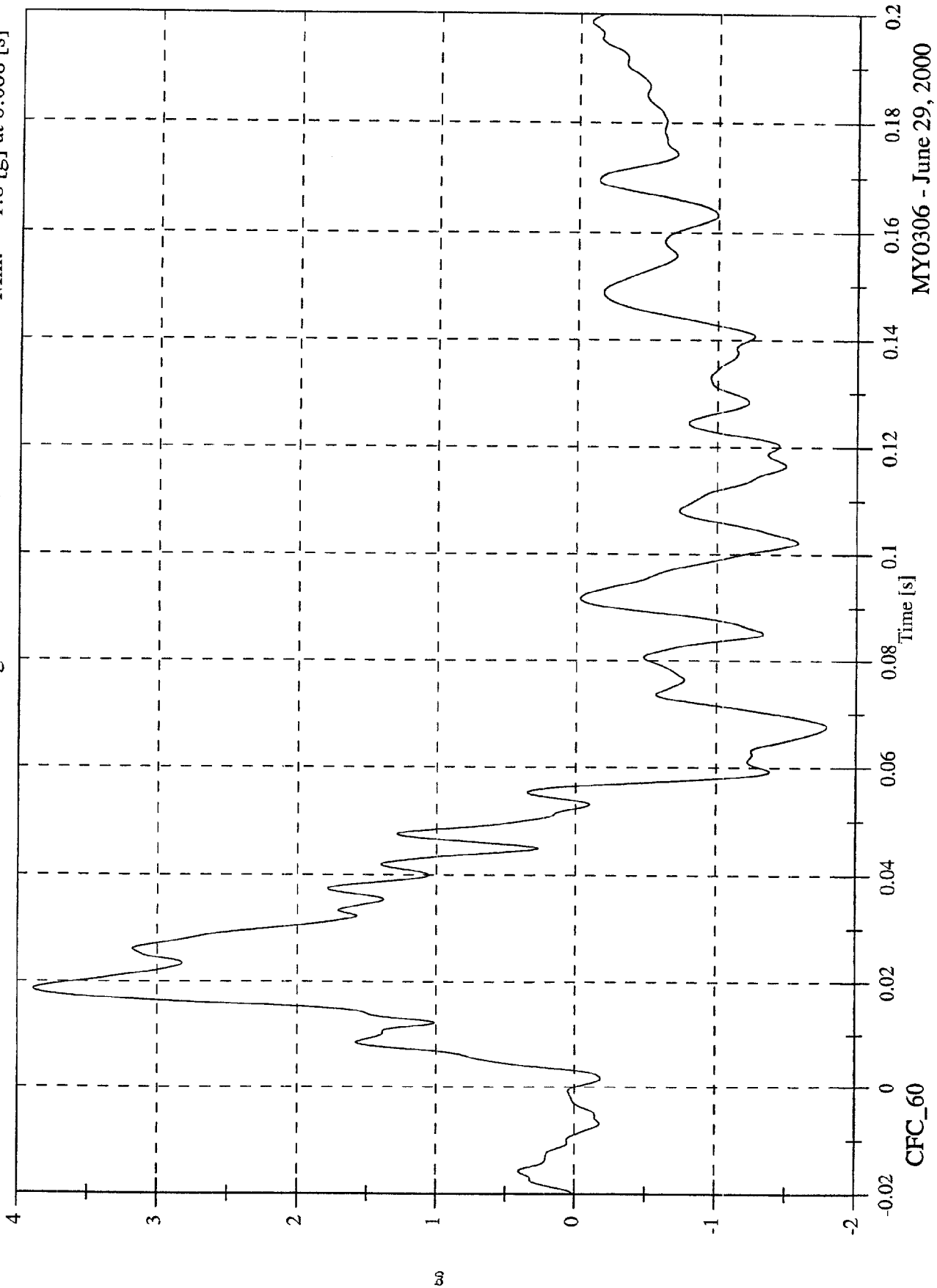


MY0306 - June 29, 2000

SNCAP Test #8 - 2001 Chrysler PT Cruiser

Moving Barrier Left Rail Y

Max: 3.9 [g] at 0.019 [s]
Min: -1.8 [g] at 0.068 [s]

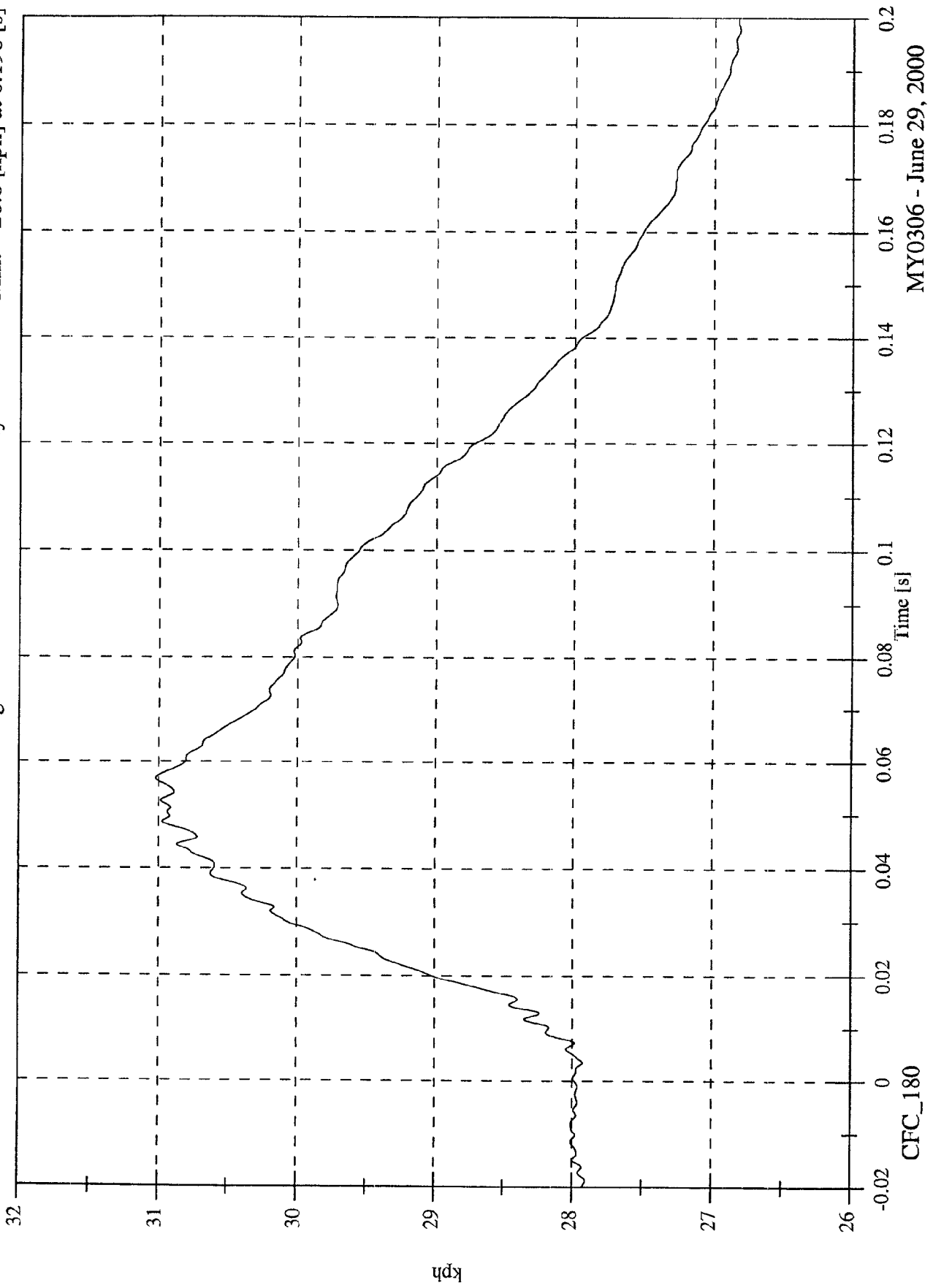


MY0306 - June 29, 2000

SNCAP Test #8 - 2001 Chrysler PT Cruiser

Moving Barrier Left Rail Y Velocity

Max: 31.0 [kph] at 0.057 [s]
Min: 26.8 [kph] at 0.198 [s]

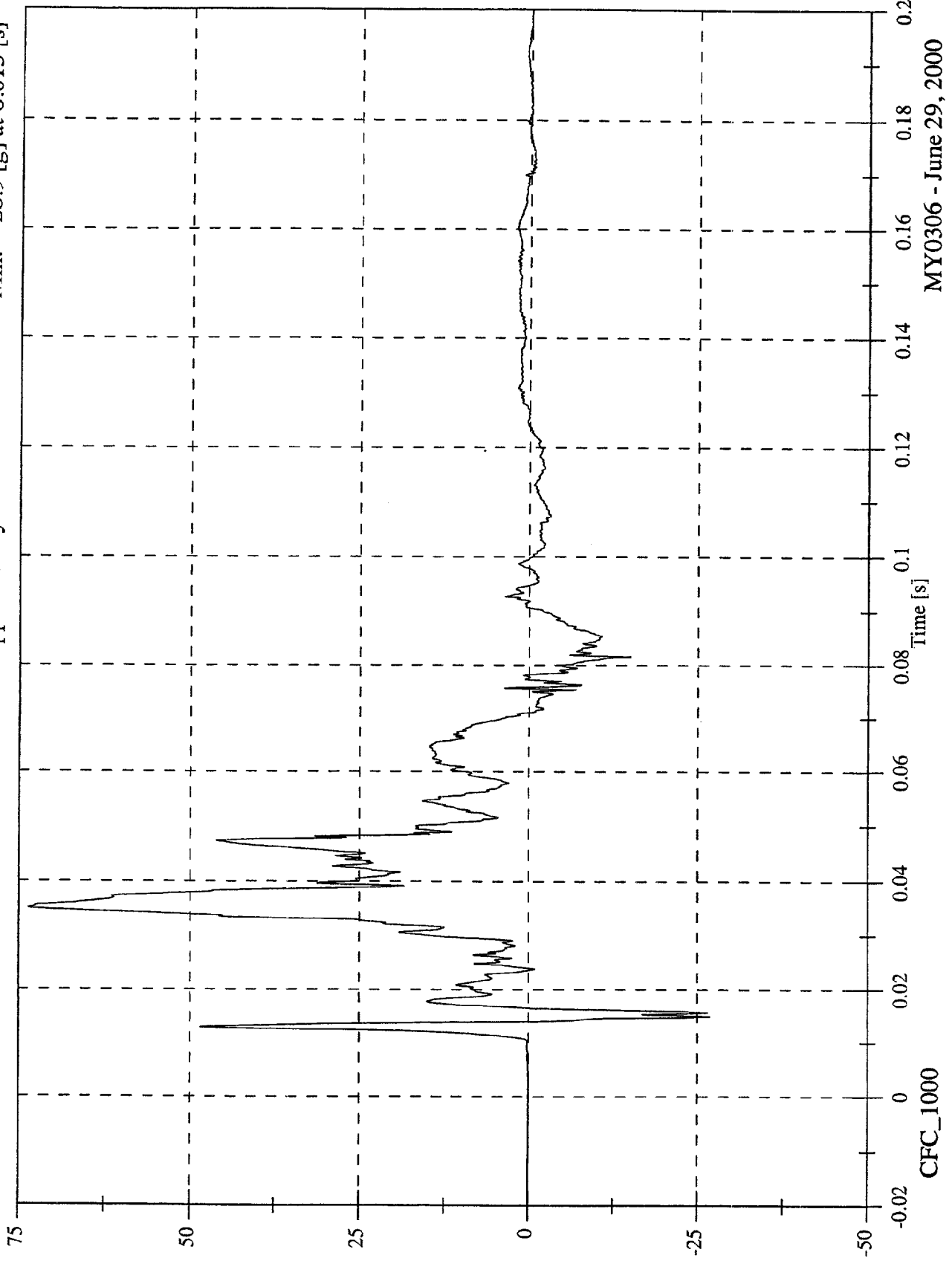


MY0306 - June 29, 2000

SNCAP Test #8 - 2001 Chrysler PT Cruiser

P1 Upper Rib Ry

Max: 73.6 [g] at 0.035 [s]
Min: -26.9 [g] at 0.015 [s]

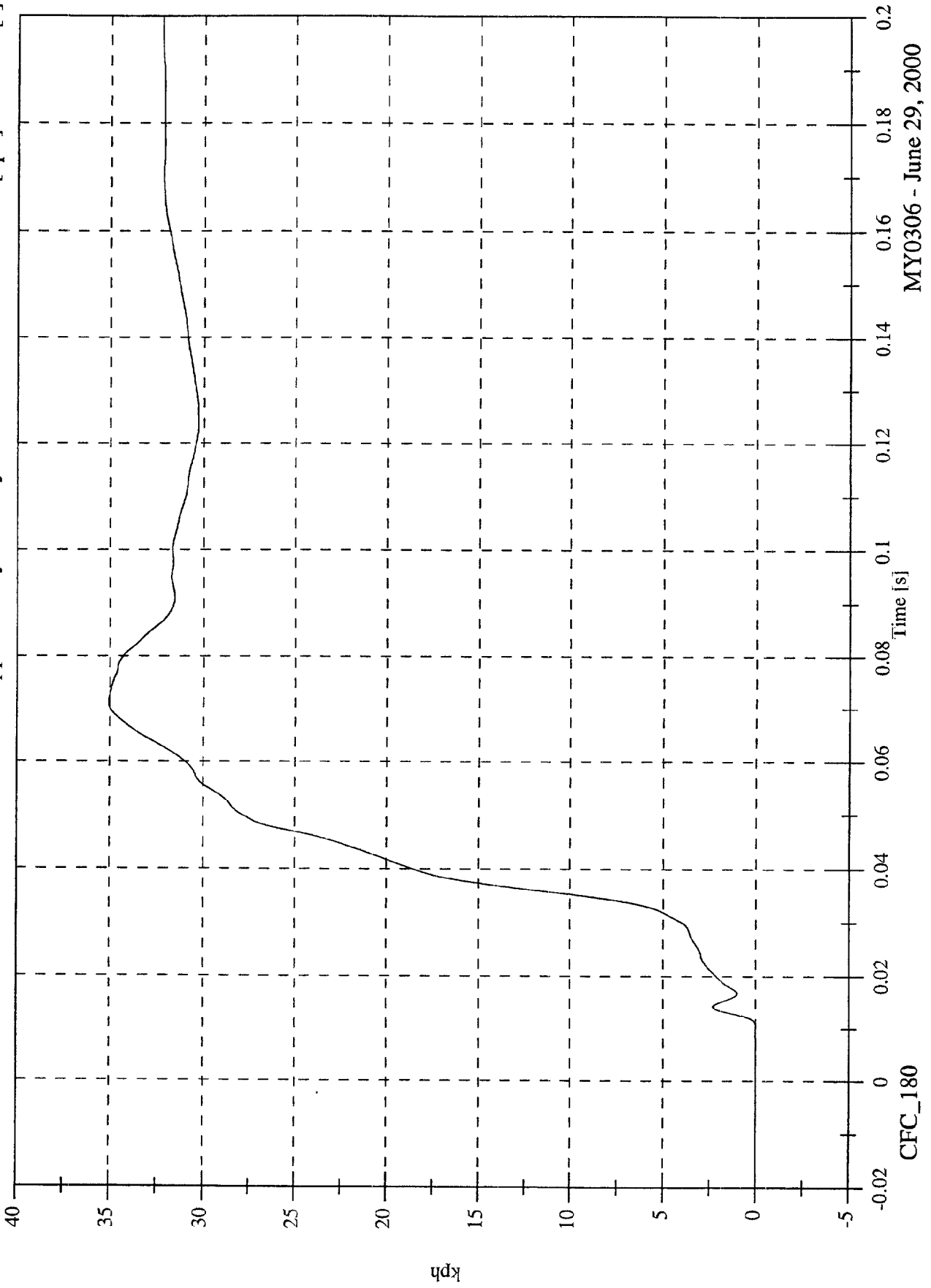


MY0306 - June 29, 2000

SNCAP Test #8 - 2001 Chrysler PT Cruiser

P1 Upper Rib Ry Velocity

Max: 35.1 [kph] at 0.071 [s]
Min: -0.0 [kph] at -0.020 [s]

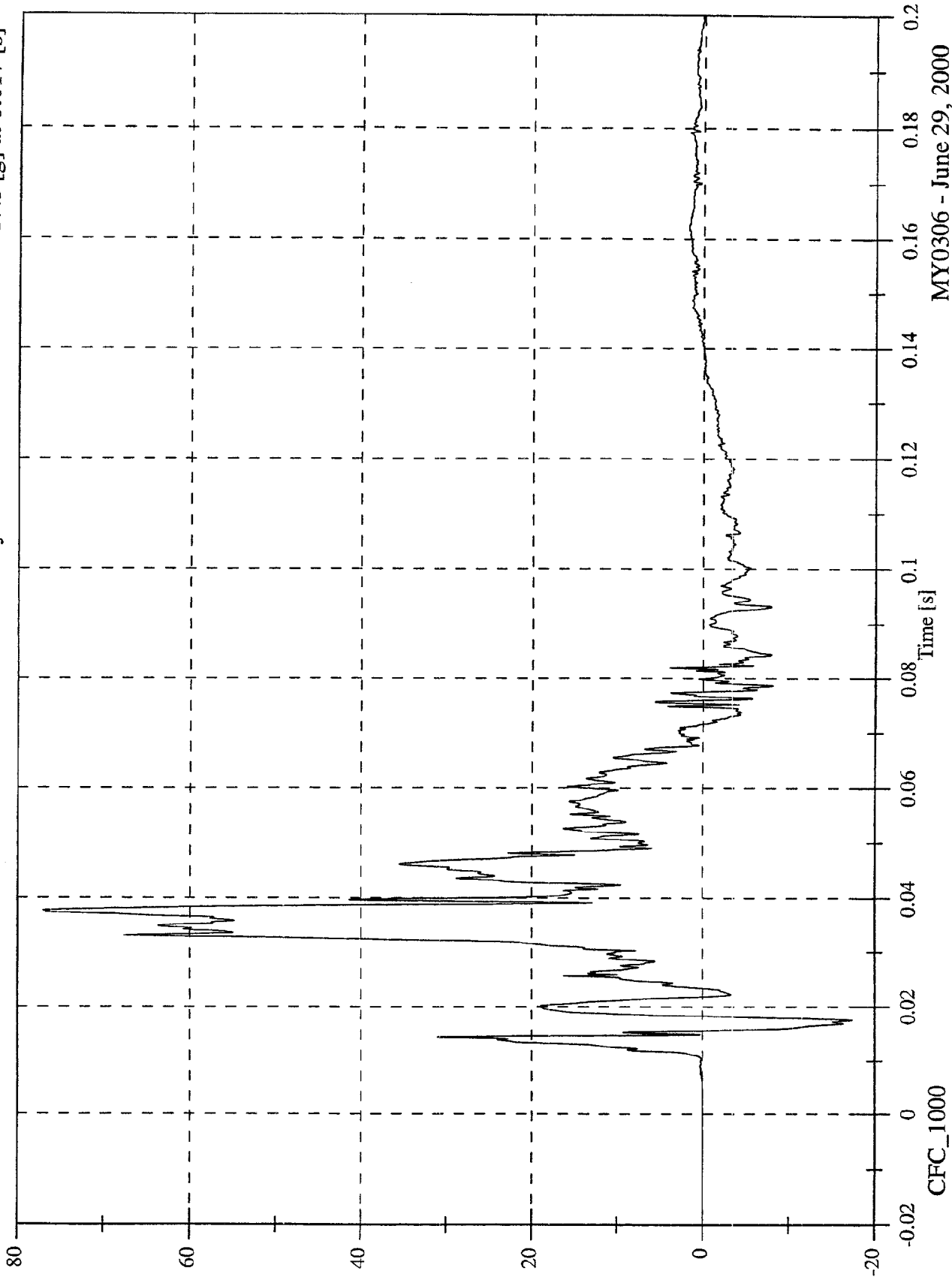


MY0306 - June 29, 2000

SNCAP Test #8 - 2001 Chrysler PT Cruiser

P1 Lower Rib Ry

Max: 77.0 [g] at 0.038 [s]
Min: -17.3 [g] at 0.017 [s]

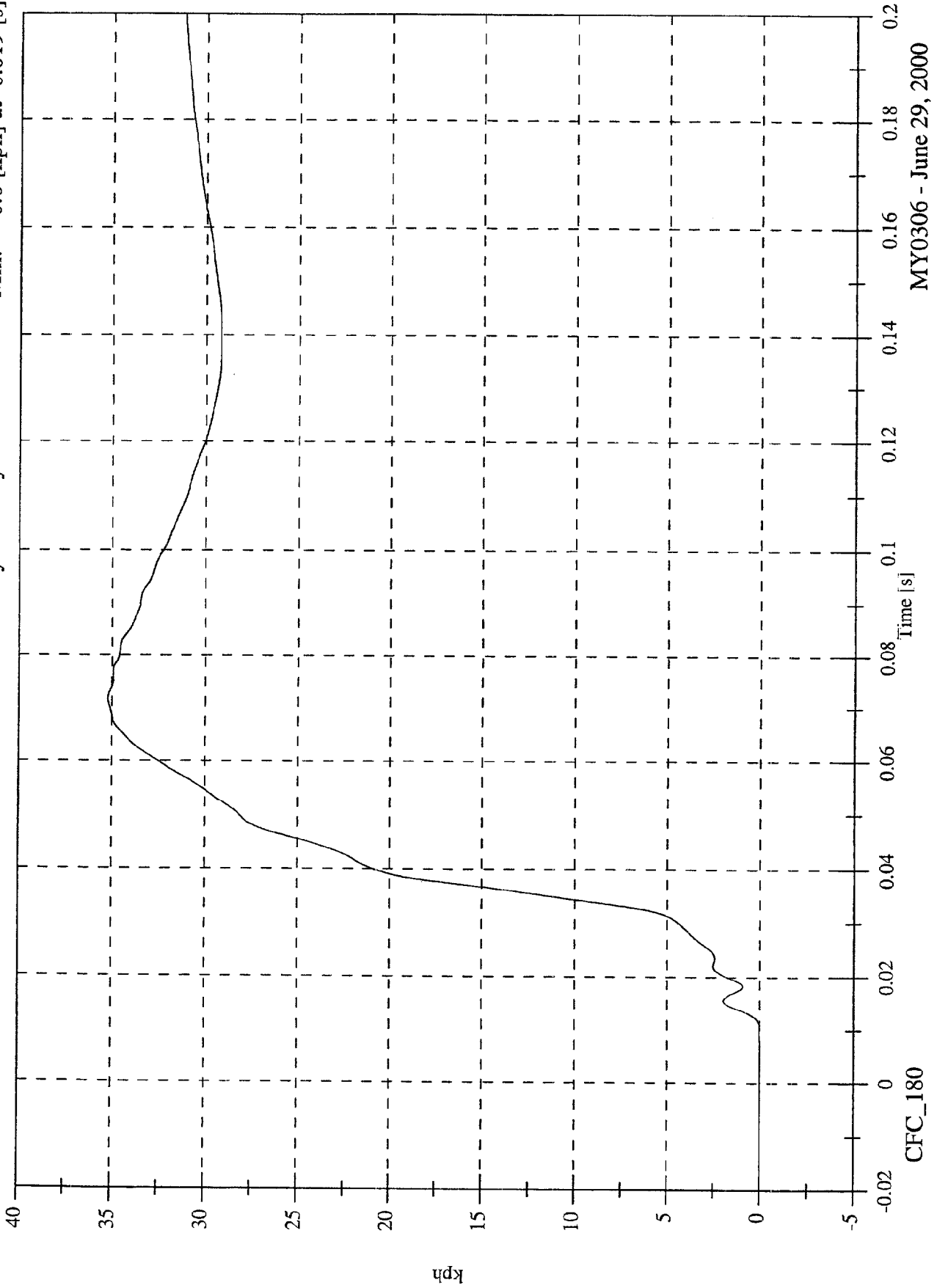


MY0306 - June 29, 2000

SNCAP Test #8 - 2001 Chrysler PT Cruiser

P1 Lower Rib Ry Velocity

Max: 35.2 [kph] at 0.072 [s]
Min: -0.0 [kph] at -0.019 [s]



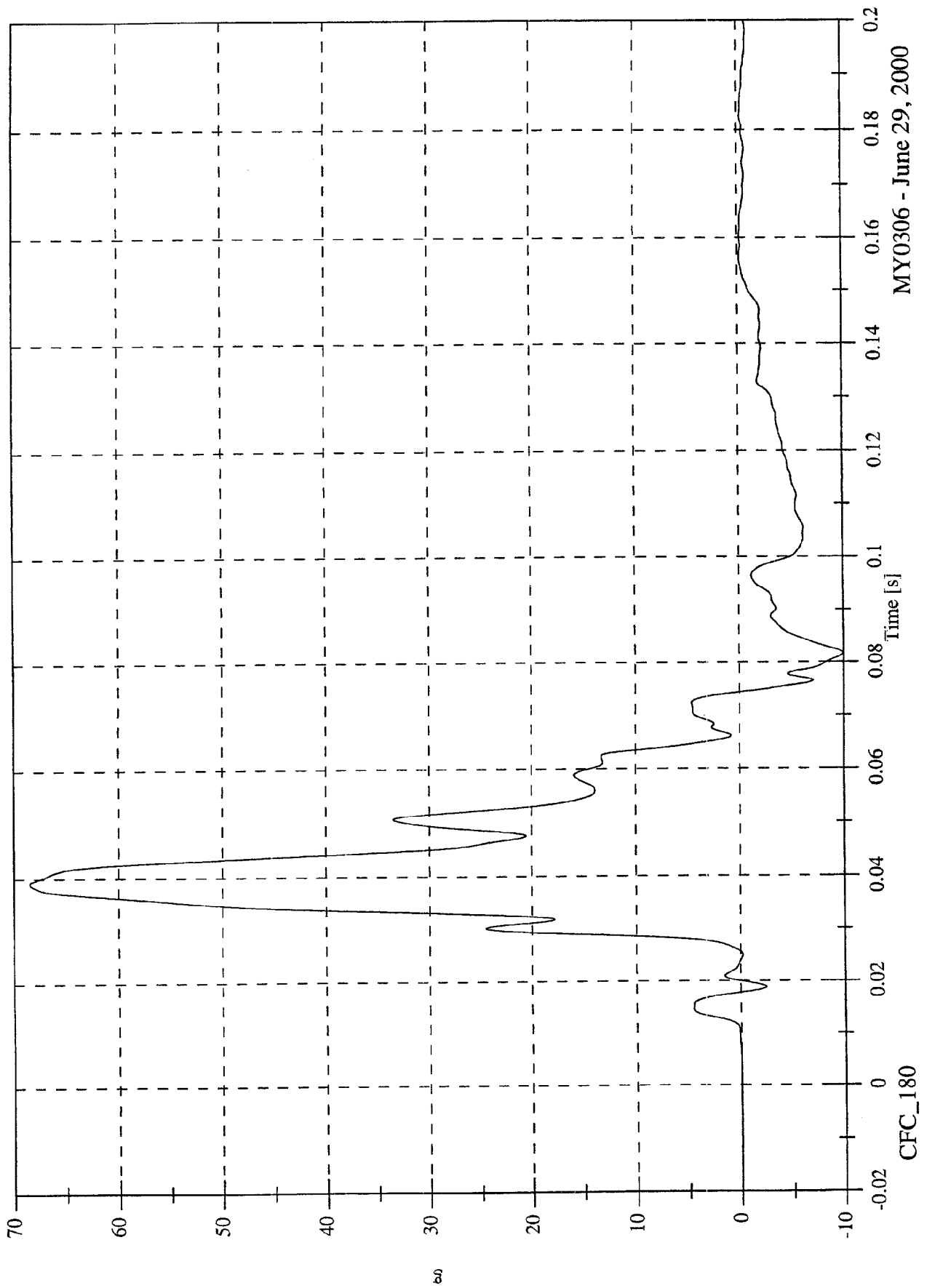
MY0306 - June 29, 2000

SNCAP Test #8 - 2001 Chrysler PT Cruiser

Max: 68.5 [g] at 0.039 [s]

Min: -10.0 [g] at 0.082 [s]

P1 Lower Spine Ry



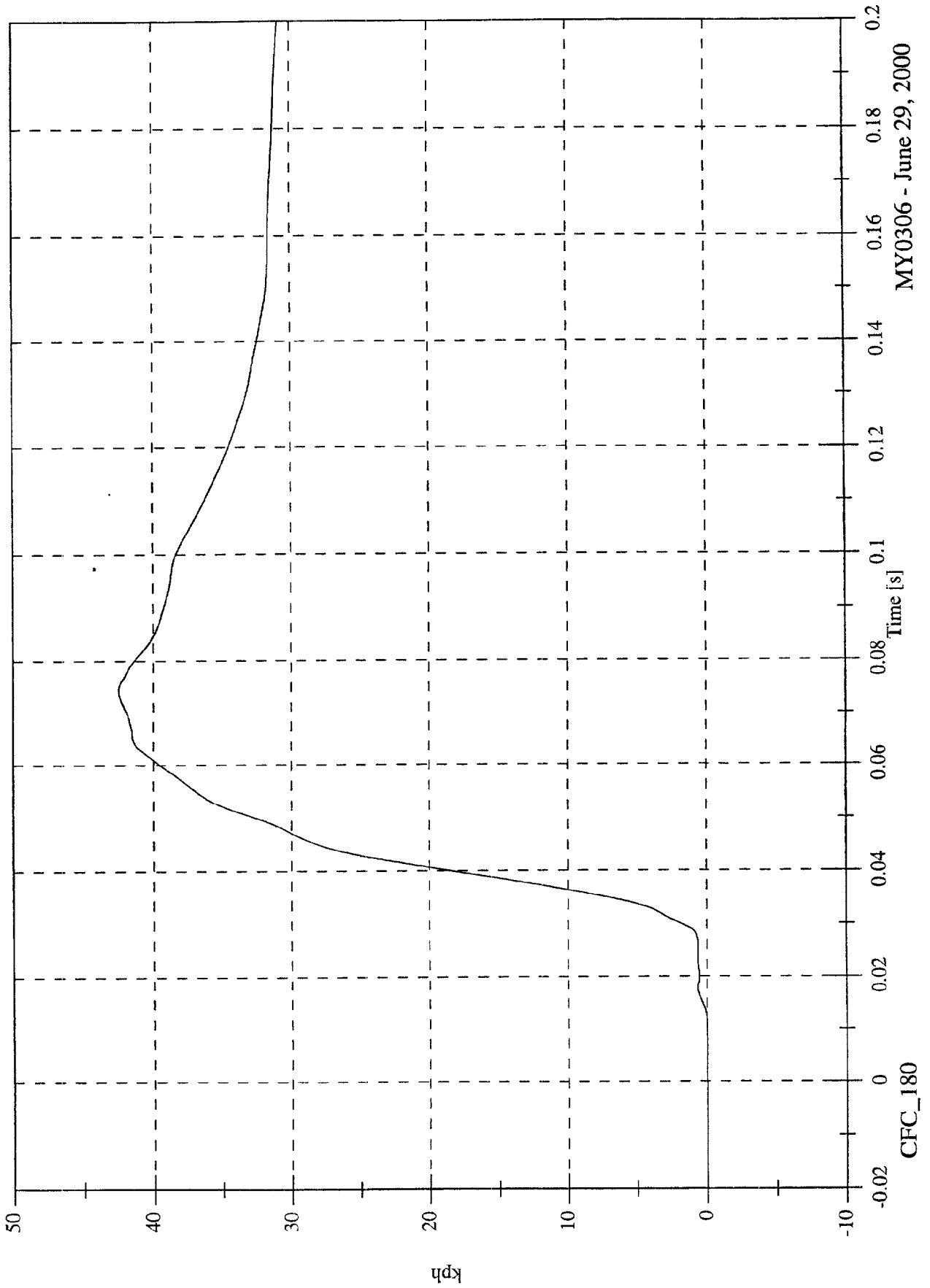
MY0306 - June 29, 2000

SNCAP Test #8 - 2001 Chrysler PT Cruiser

Max: 42.5 [kph] at 0.074 [s]

Min: -0.0 [kph] at -0.009 [s]

P1 Lower Spine Ry Velocity

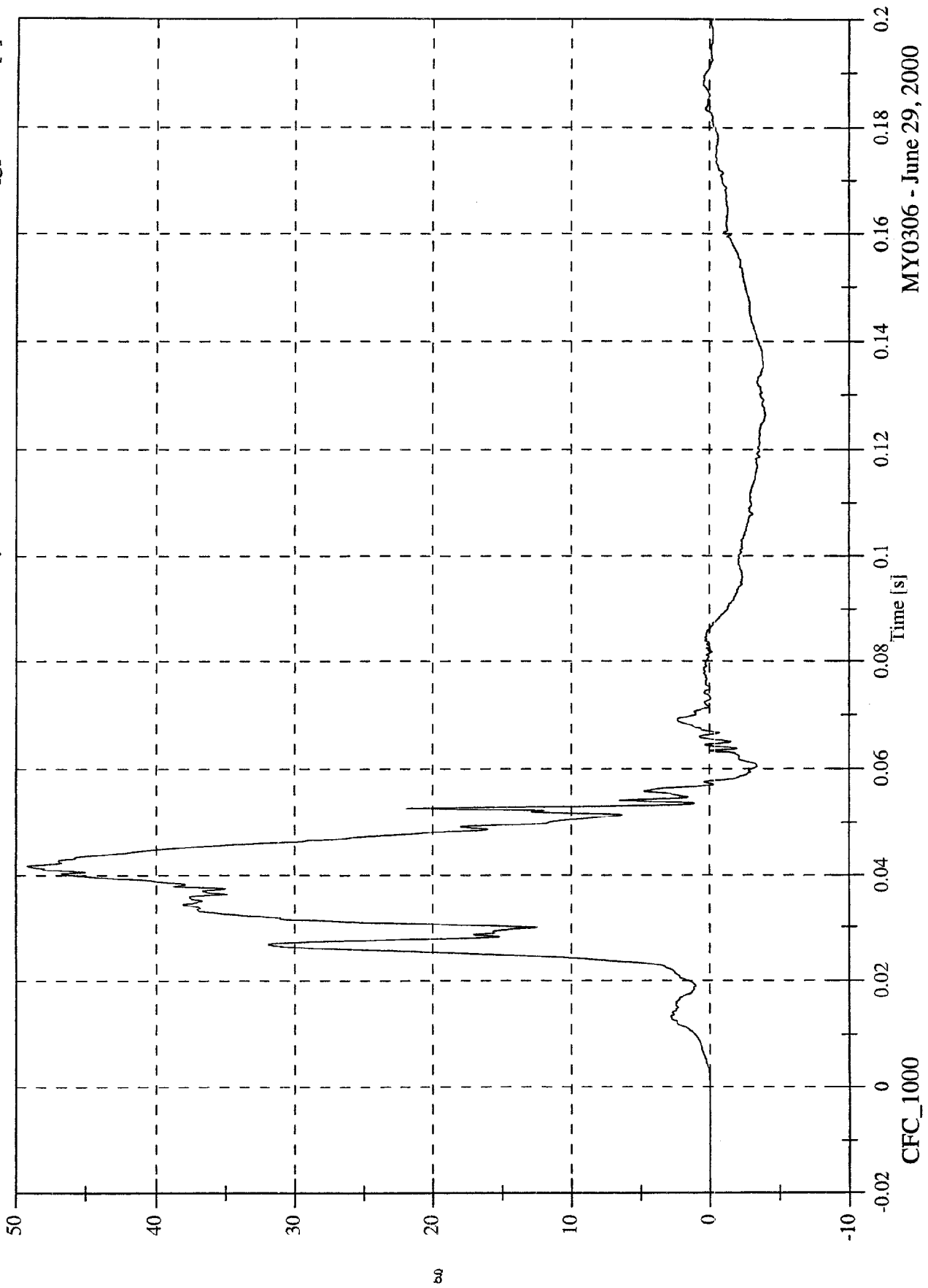


MY0306 - June 29, 2000

SNCAP Test #8 - 2001 Chrysler PT Cruiser

Max: 49.2 [g] at 0.042 [s]
Min: -4.0 [g] at 0.126 [s]

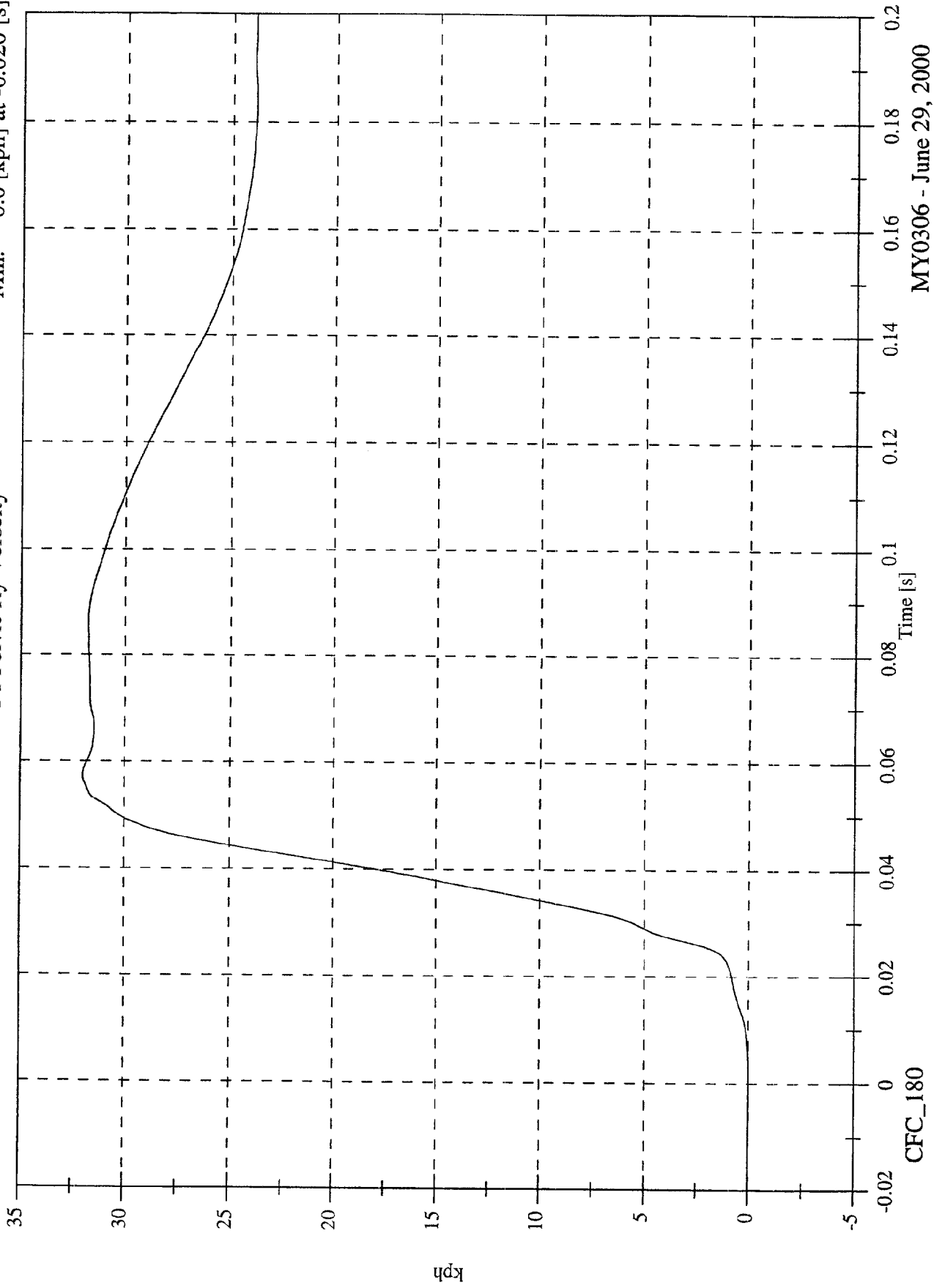
P1 Pelvic Ry



SNCAP Test #8 - 2001 Chrysler PT Cruiser

Max: 32.0 [kph] at 0.057 [s]
Min: -0.0 [kph] at -0.020 [s]

P1 Pelvic Ry Velocity

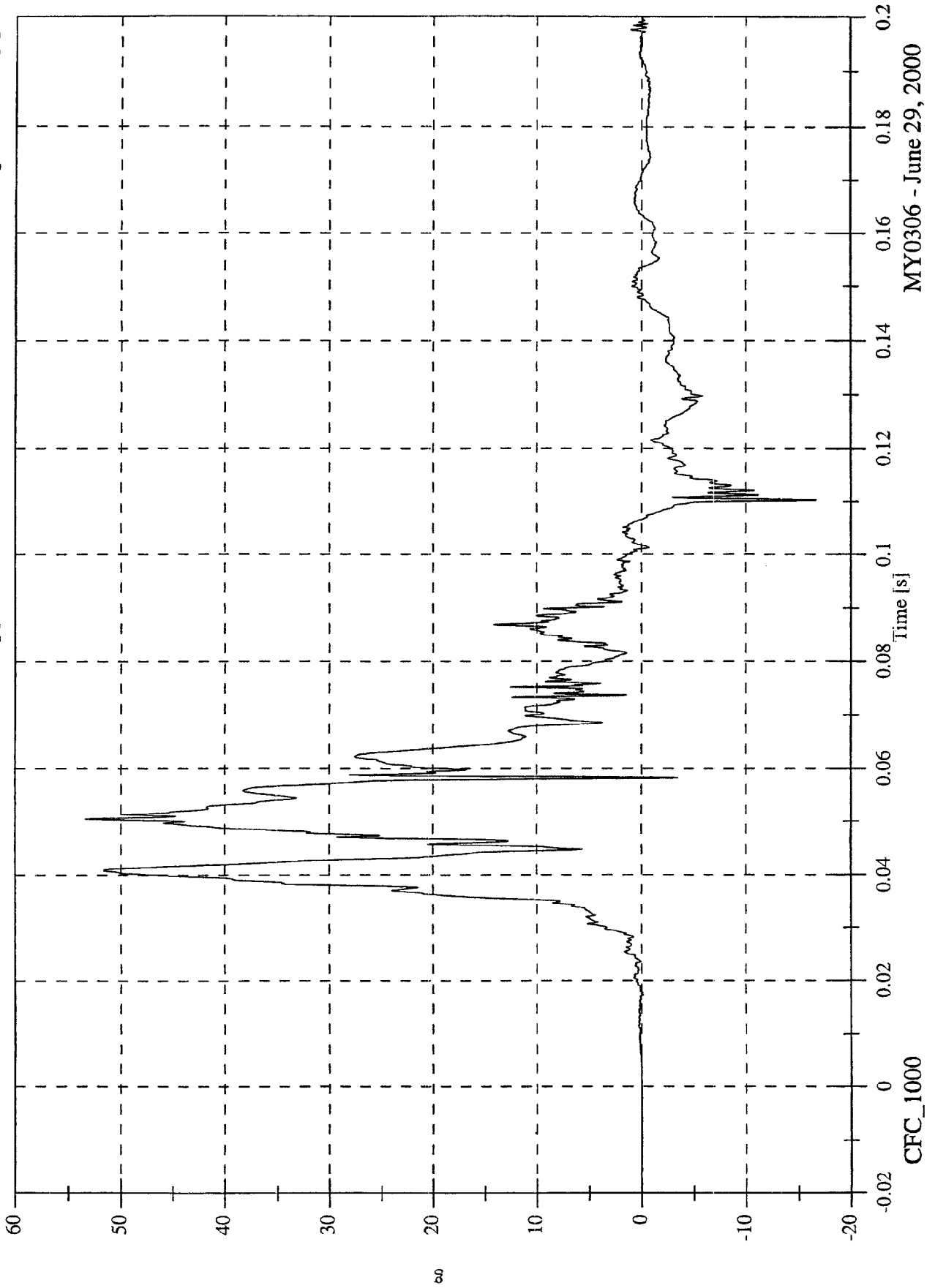


MY0306 - June 29, 2000

SNCAP Test #8 - 2001 Chrysler PT Cruiser

P4 Upper Rib Ry

Max: 53.4 [g] at 0.050 [s]
Min: -16.7 [g] at 0.110 [s]

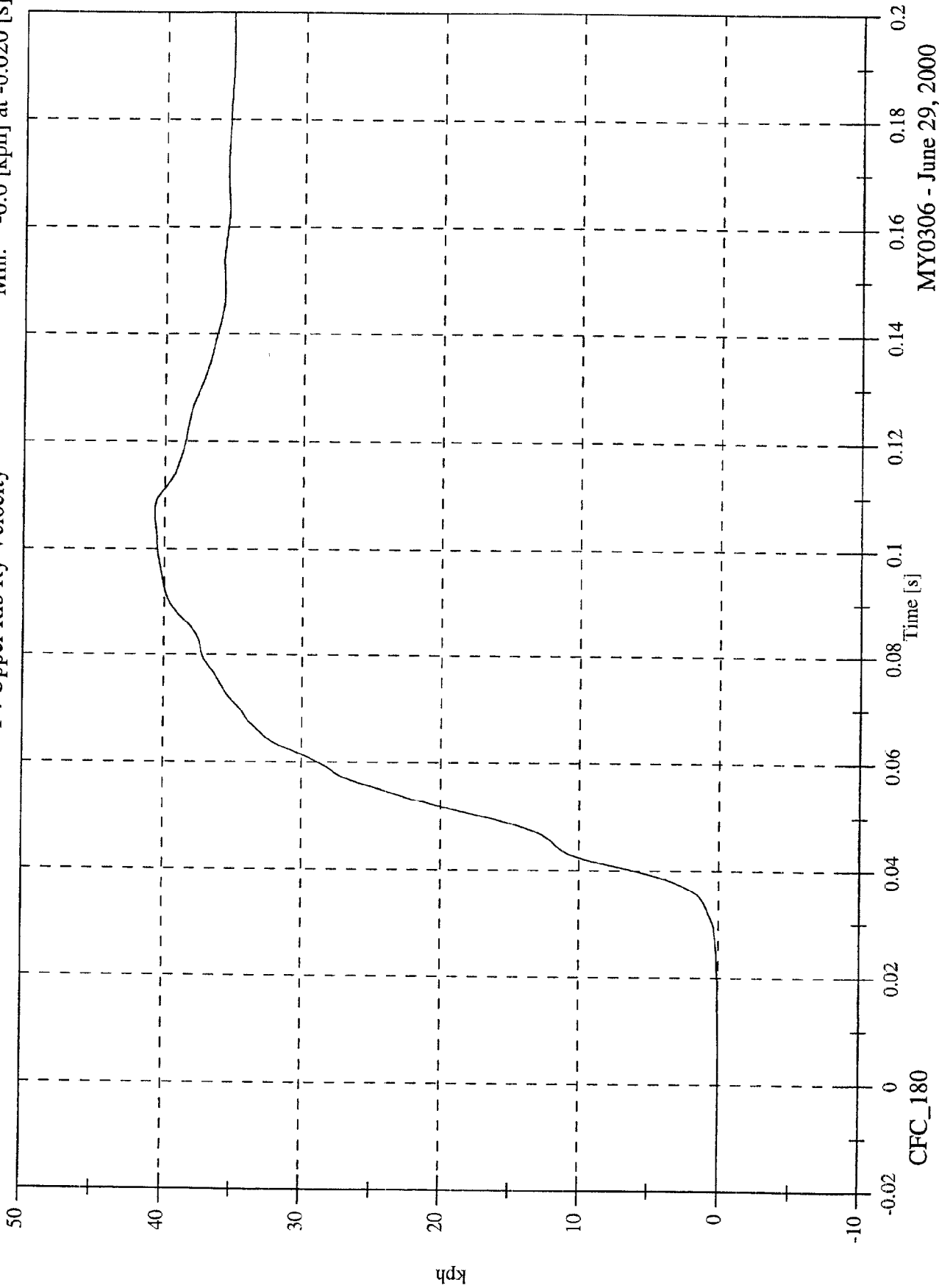


MY0306 - June 29, 2000

SNCAP Test #8 - 2001 Chrysler PT Cruiser

Max: 40.7 [kph] at 0.107 [s]
Min: -0.0 [kph] at -0.020 [s]

P4 Upper Rib Ry Velocity



MY0306 - June 29, 2000

SNCAP Test #8 - 2001 Chrysler PT Cruiser

P4 Lower Rib Ry

Max: 58.7 [g] at 0.040 [s]
Min: -21.6 [g] at 0.058 [s]

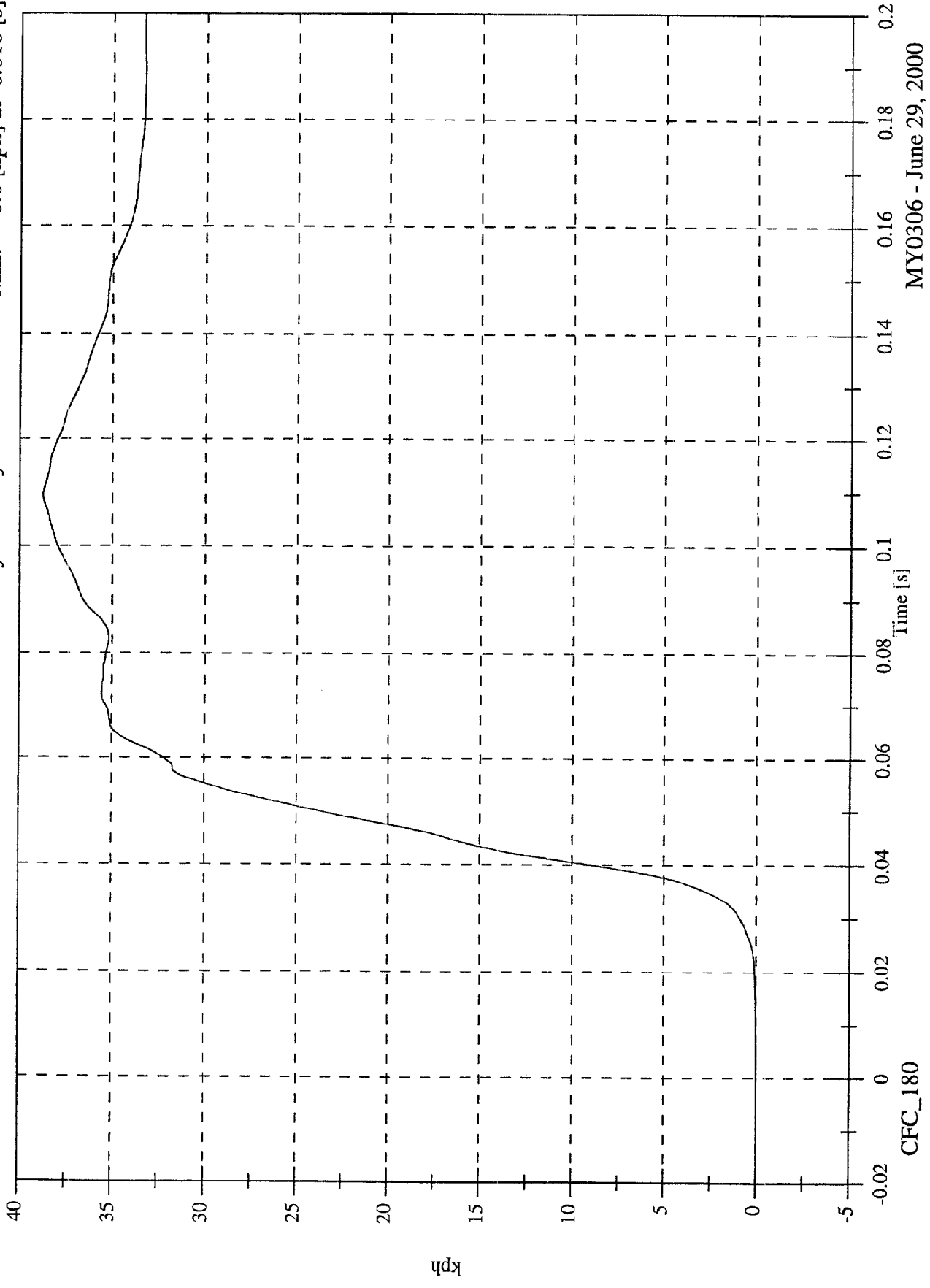


MY0306 - June 29, 2000

SNCAP Test #8 - 2001 Chrysler PT Cruiser

Max: 38.8 [kph] at 0.110 [s]
Min: -0.0 [kph] at -0.018 [s]

P4 Lower Rib Ry Velocity

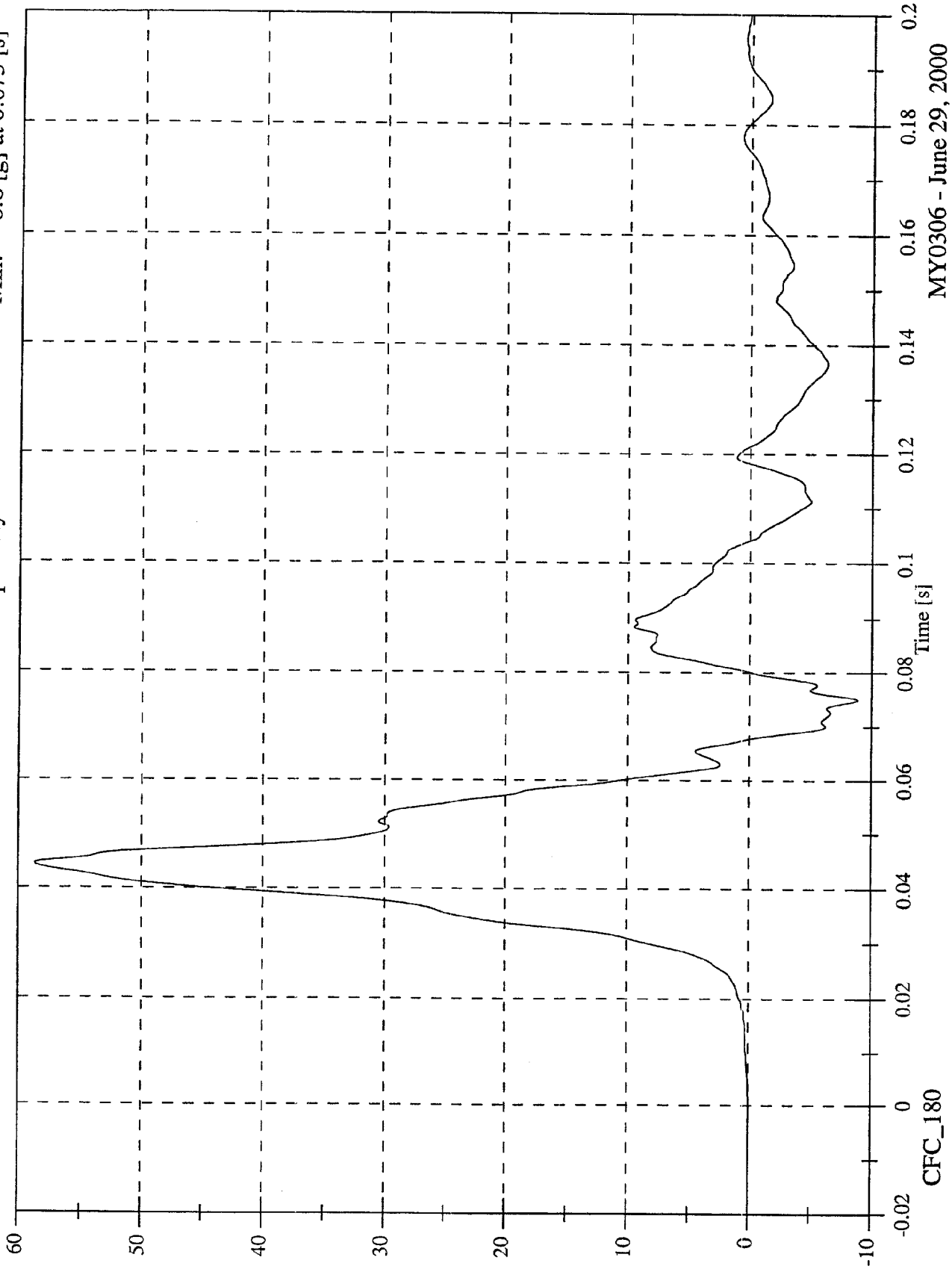


MY0306 - June 29, 2000

SNCAP Test #8 - 2001 Chrysler PT Cruiser

P4 Lower Spine Ry

Max: 58.7 [g] at 0.044 [s]
Min: -8.8 [g] at 0.075 [s]

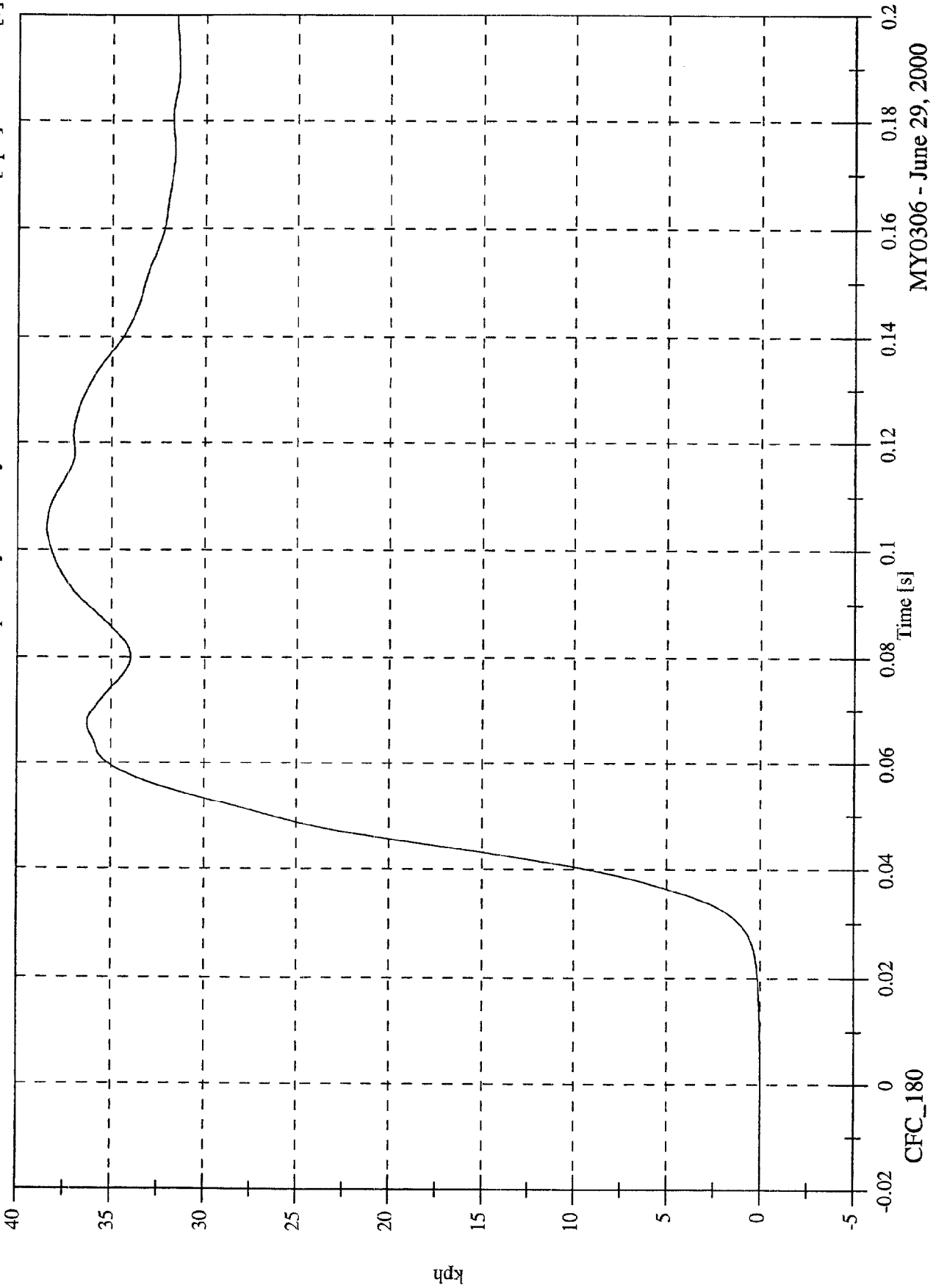


MY0306 - June 29, 2000

SNCAP Test #8 - 2001 Chrysler PT Cruiser

P4 Lower Spine Ry Velocity

Max: 38.5 [kph] at 0.104 [s]
Min: -0.0 [kph] at -0.020 [s]

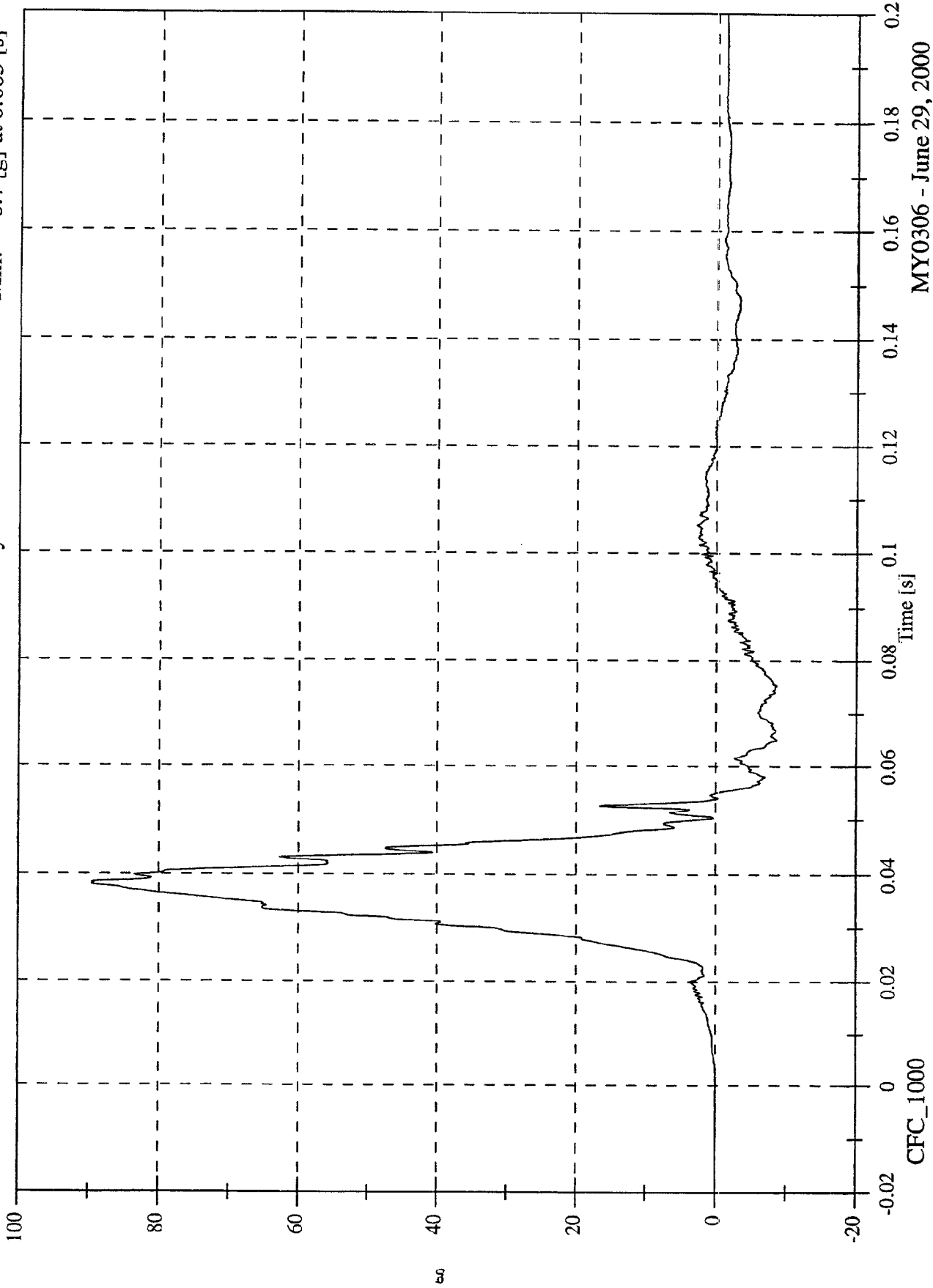


MY0306 - June 29, 2000

SNCAP Test #8 - 2001 Chrysler PT Cruiser

P4 Pelvic Ry

Max: 89.6 [g] at 0.038 [s]
Min: -8.7 [g] at 0.065 [s]

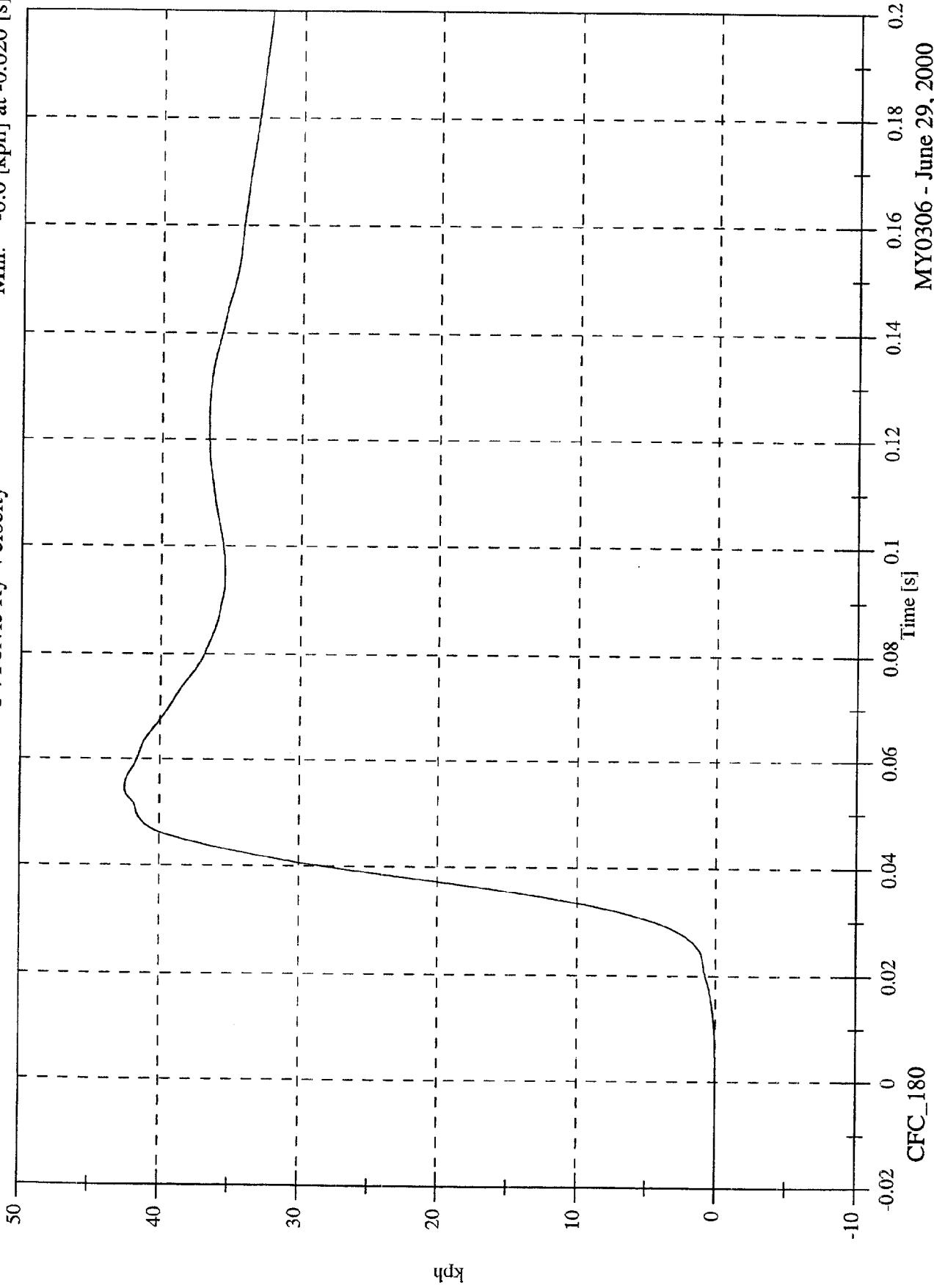


MY0306 - June 29, 2000

SNCAP Test #8 - 2001 Chrysler PT Cruiser

Max: 42.5 [kph] at 0.055 [s]
Min: -0.0 [kph] at -0.020 [s]

P4 Pelvic Ry Velocity

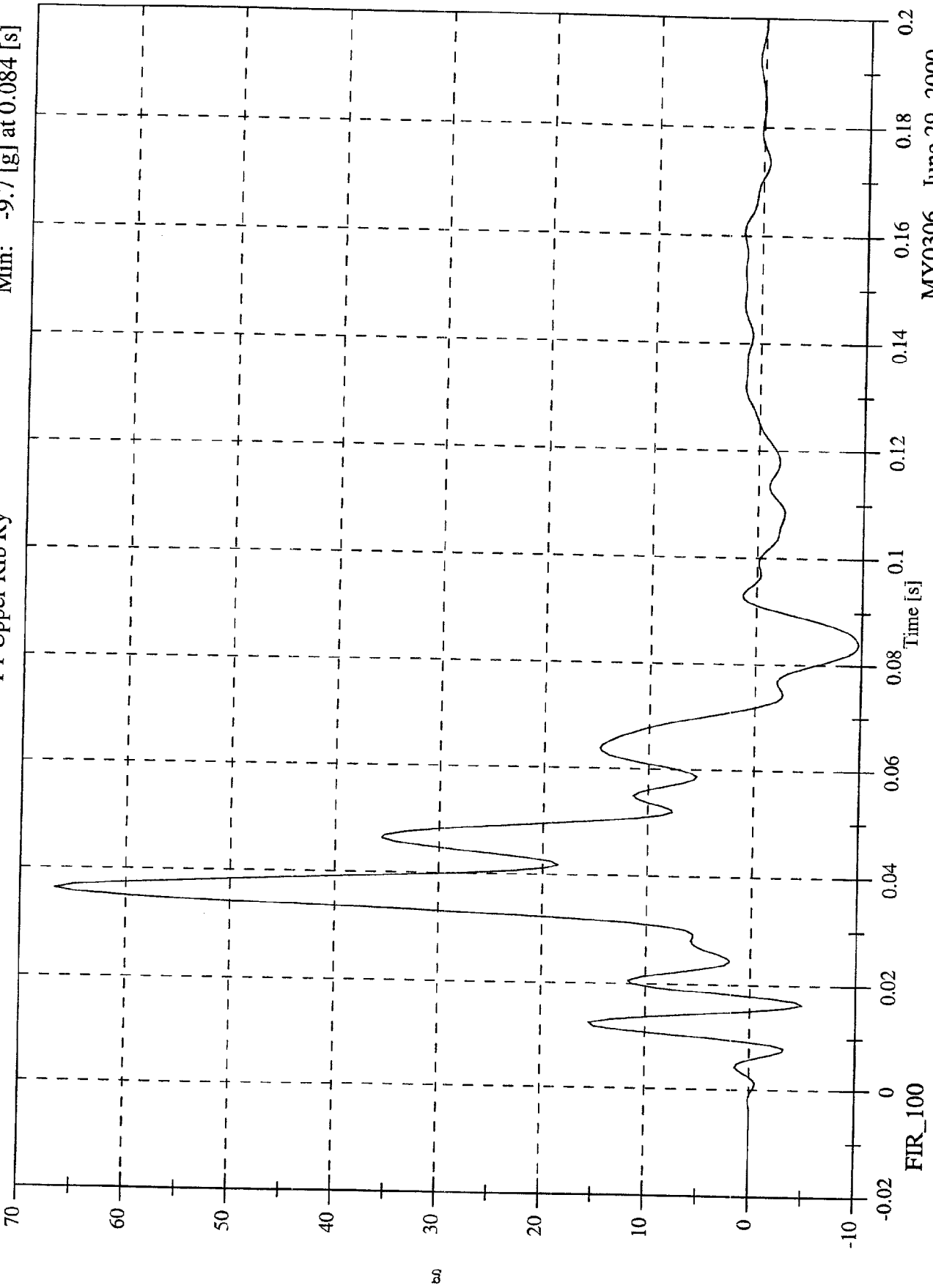


MY0306 - June 29, 2000

SNCAP Test #8 - 2001 Chrysler PT Cruiser

P1 Upper Rib Ry

Max: 66.7 [g] at 0.036 [s]
Min: -9.7 [g] at 0.084 [s]

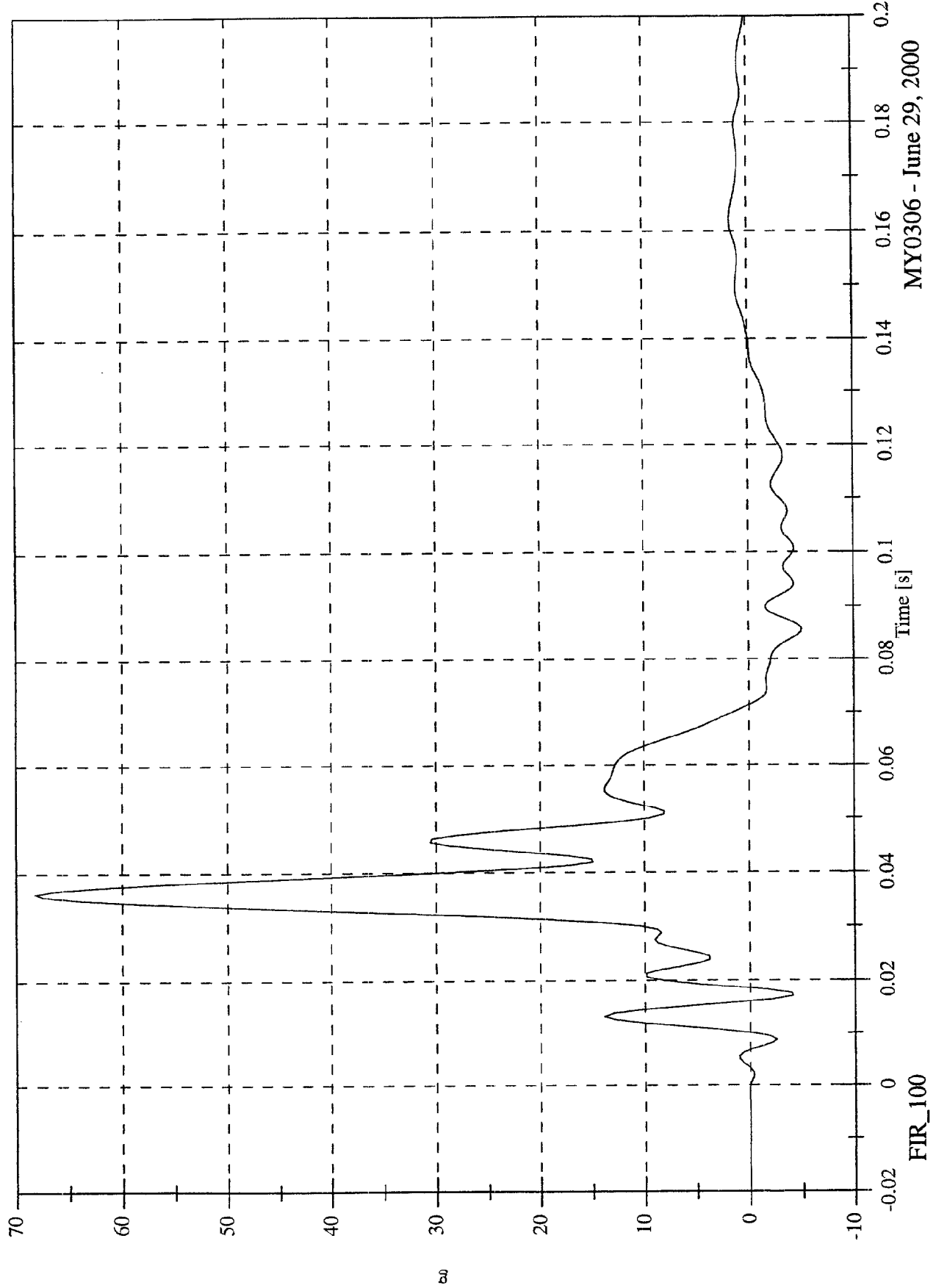


MY0306 - June 29, 2000

SNCAP Test #8 - 2001 Chrysler PT Cruiser

Max: 68.3 [g] at 0.036 [s]
Min: -5.0 [g] at 0.086 [s]

P1 Lower Rib Ry

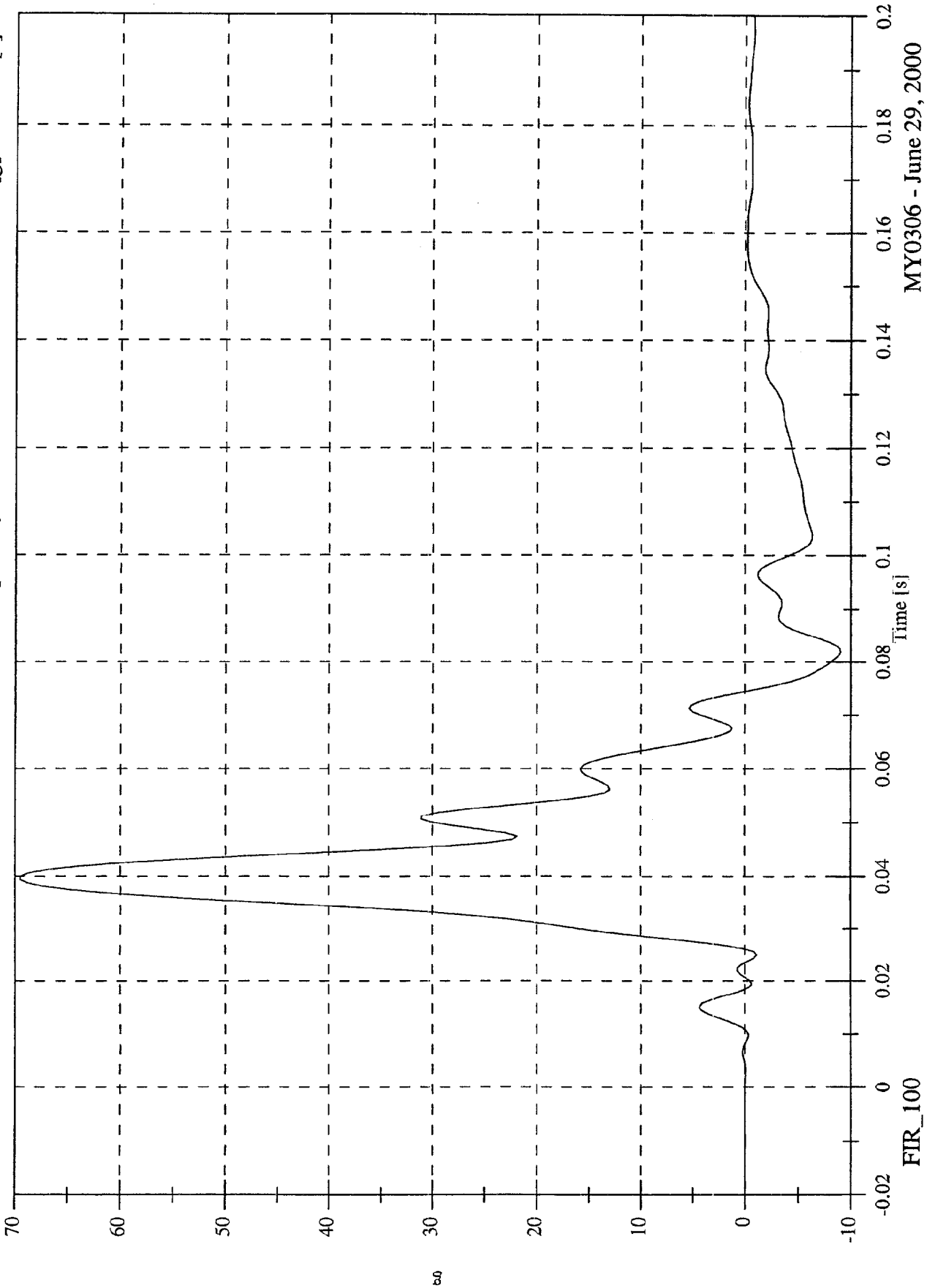


MY0306 - June 29, 2000

SNCAP Test #8 - 2001 Chrysler PT Cruiser

P1 Lower Spine Ry

Max: 69.5 [g] at 0.040 [s]
Min: -9.0 [g] at 0.082 [s]

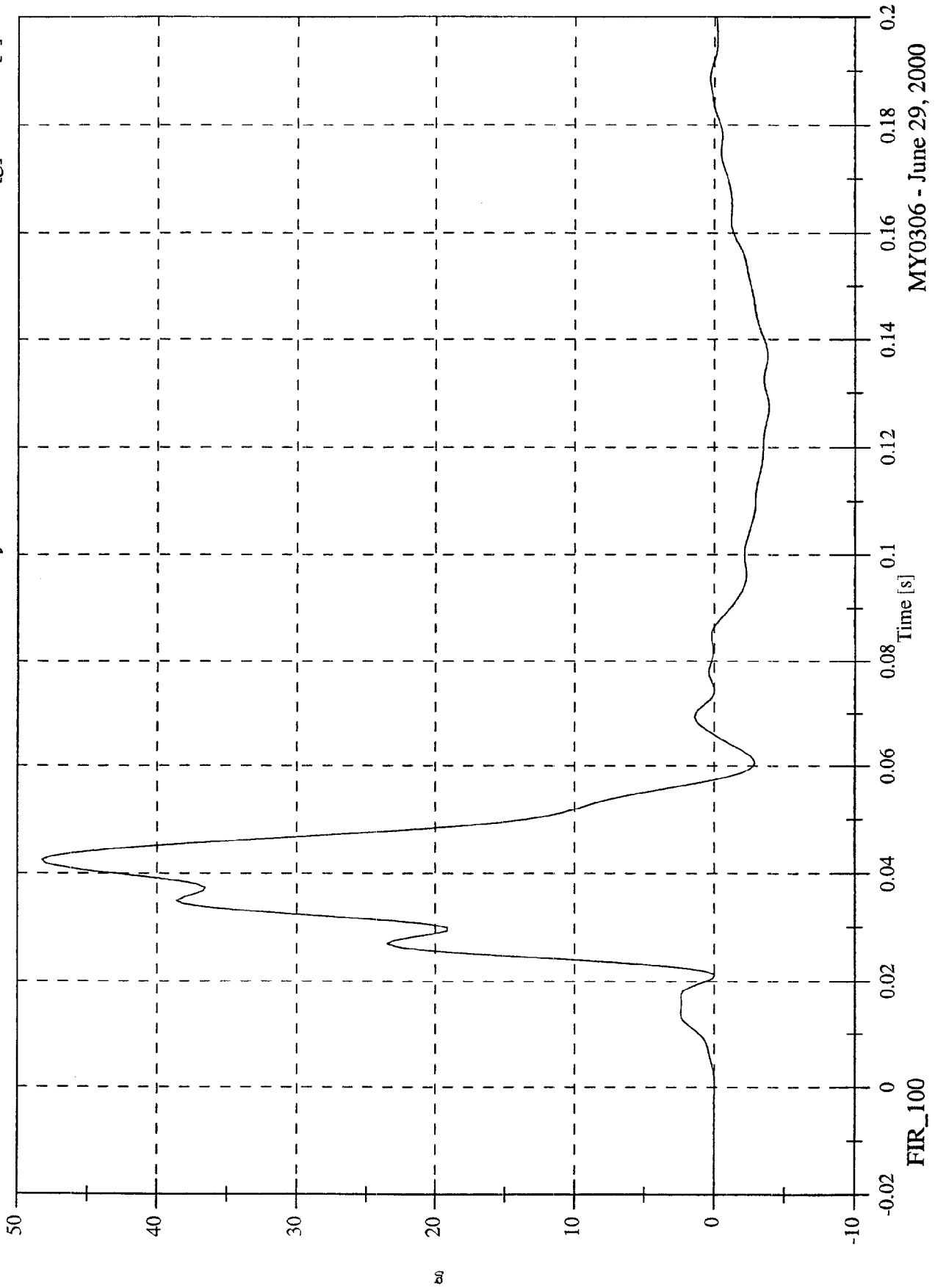


MY0306 - June 29, 2000

SNCAP Test #8 - 2001 Chrysler PT Cruiser

Max: 48.3 [g] at 0.043 [s]
Min: -3.9 [g] at 0.128 [s]

P1 Pelvic Ry



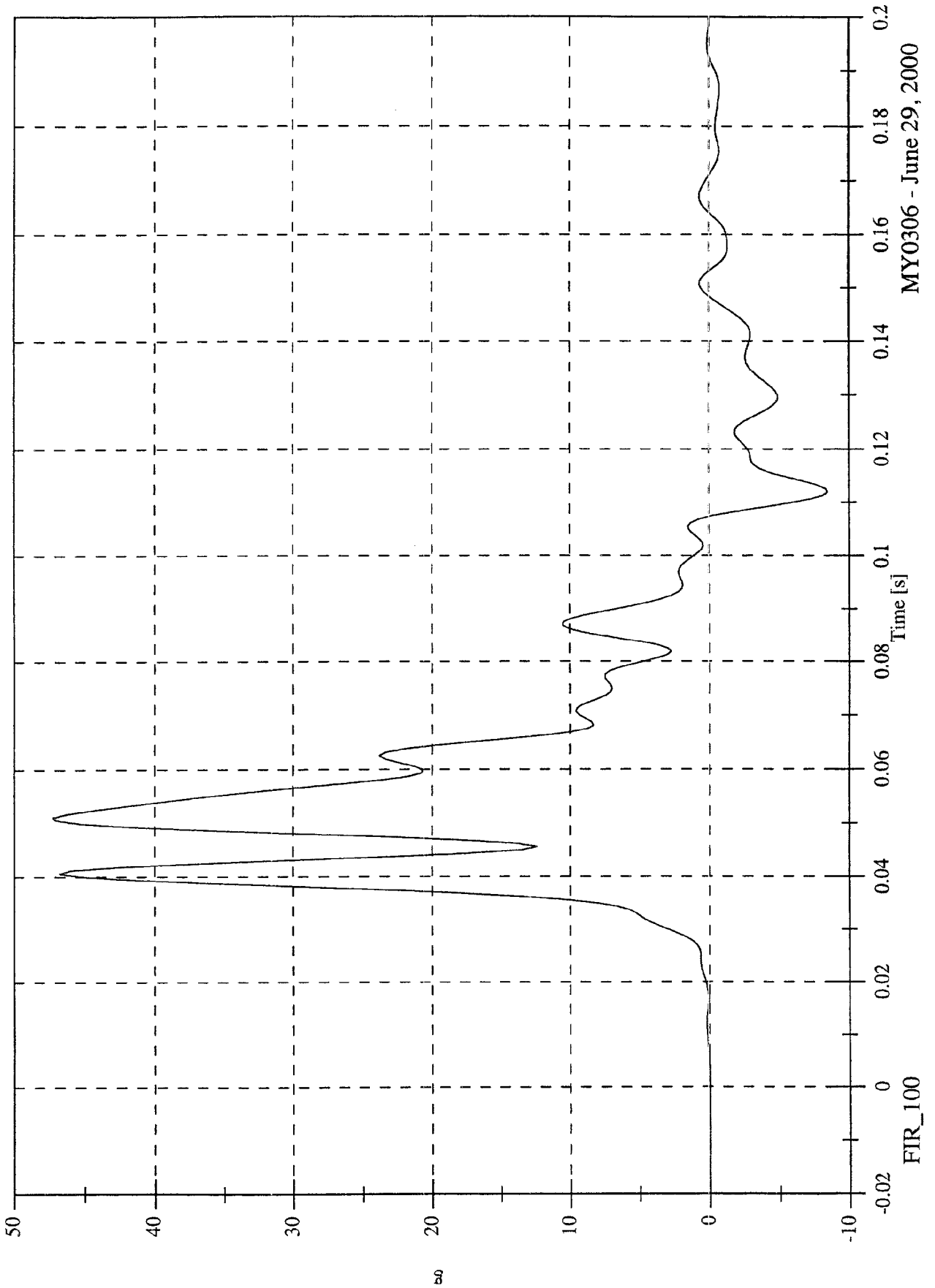
MY0306 - June 29, 2000

FIR_100

SINCAP Test #8 - 2001 Chrysler PT Cruiser

Max: 47.3 [g] at 0.051 [s]
Min: -8.5 [g] at 0.112 [s]

P4 Upper Rib Ry

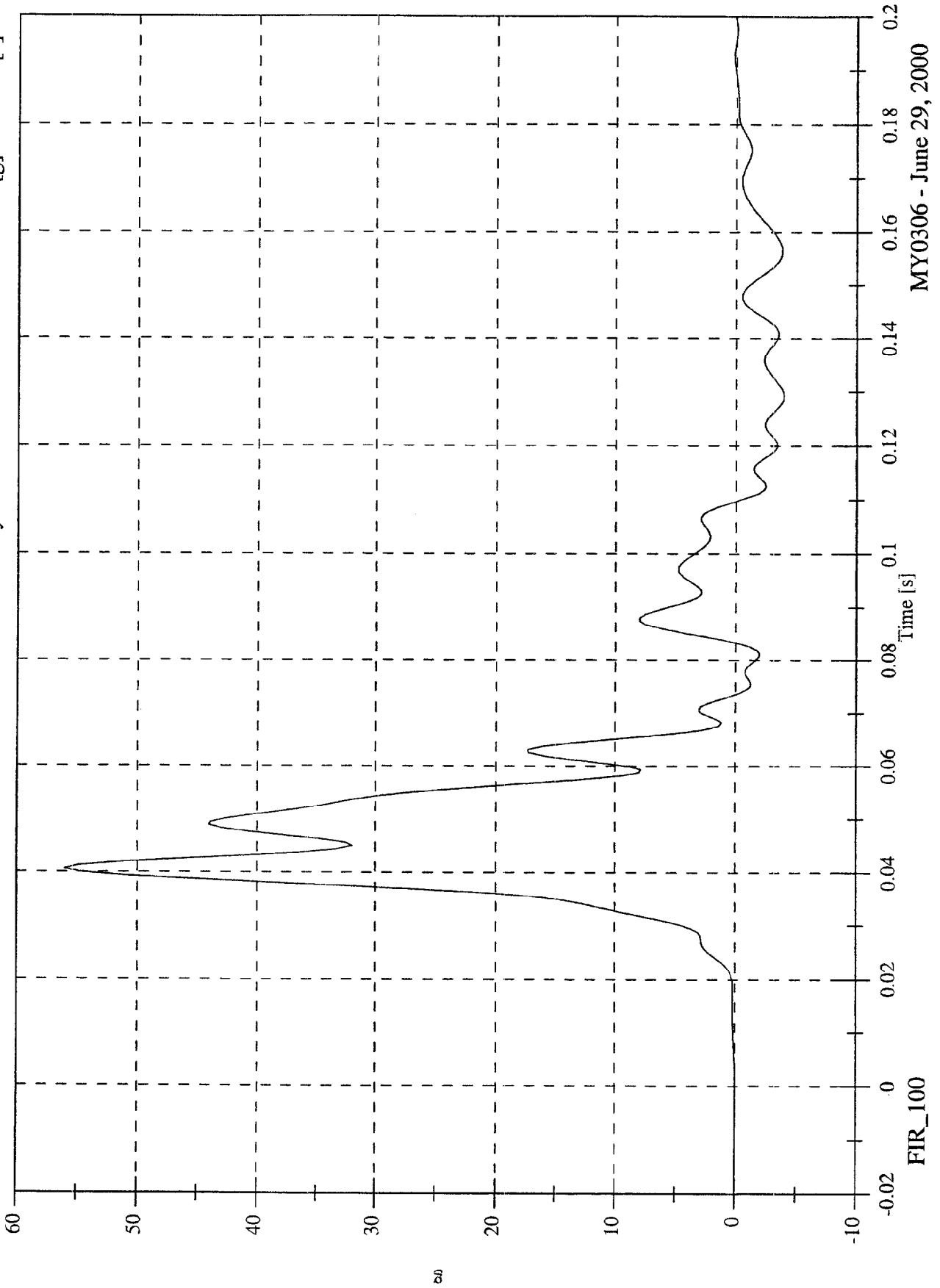


MY0306 - June 29, 2000

SNCAP Test #8 - 2001 Chrysler PT Cruiser

Max: 56.0 [g] at 0.041 [s]
Min: -3.9 [g] at 0.129 [s]

P4 Lower Rib Ry

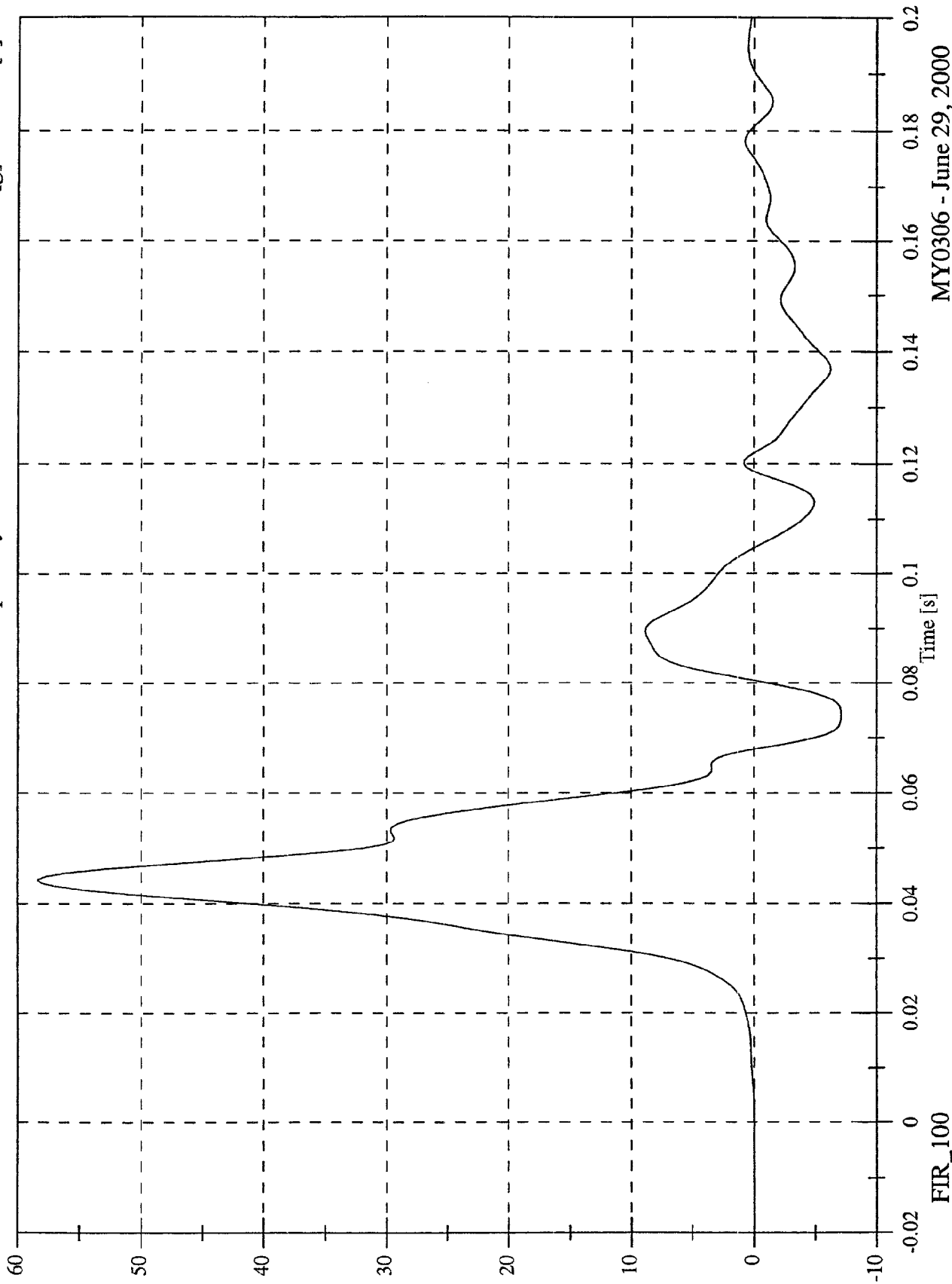


MY0306 - June 29, 2000

SNCAP Test #8 - 2001 Chrysler PT Cruiser

Max: 58.4 [g] at 0.044 [s]
Min: -7.1 [g] at 0.074 [s]

P4 Lower Spine Ry

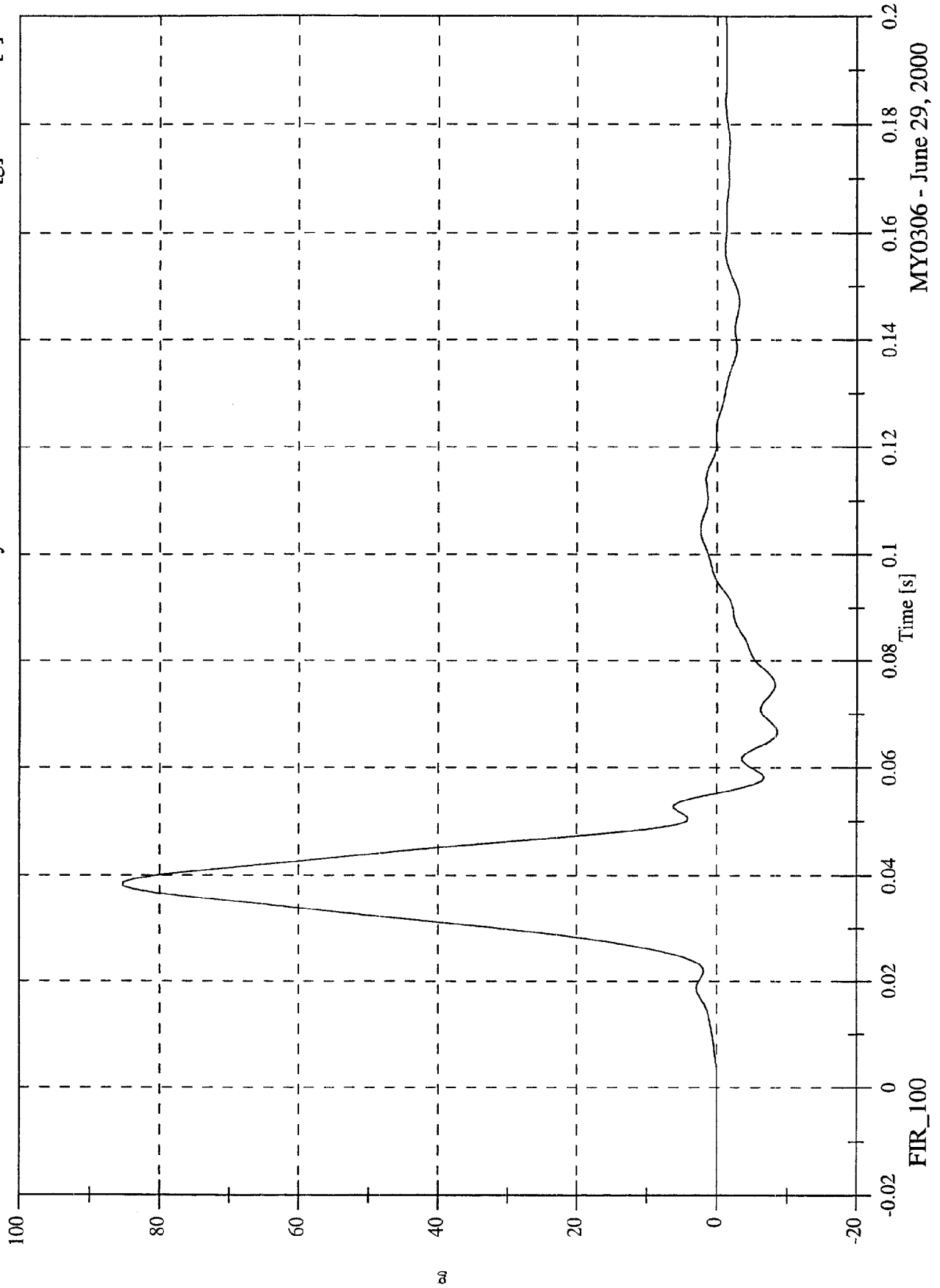


MY0306 - June 29, 2000

SNCAP Test #8 - 2001 Chrysler PT Cruiser

Max: 85.3 [g] at 0.038 [s]
Min: -8.6 [g] at 0.067 [s]

P4 Pelvic Ry



FIR_100

APPENDIX C

SID CONFIGURATION AND PERFORMANCE VERIFICATION DATA

SUMMARY
SID PRE & POST TEST CALIBRATION

CONFIGURED FOR LEFT SIDE IMPACT

Date: April 19, 2000; April 19, 2000

Sequential Test Number:

1.1; 1.1

Laboratory Technician:

B. Swiccicki

TEST PARAMETER	SPECIFICATION	SID NO.: 027		SID NO.: 268	
		PRE TEST	POST TEST	PRE TEST	POST TEST
SH- Seated Height (mm)	889 - 909	907	907	899	899
RH- Rib Height (mm)	501 - 521	518	518	513	513
HP- Hip Pivot Height (mm)	99 ref.	99	99	99	99
RD- Rib from Back Line (mm)	229 - 241	236	236	236	236
KV- Knee Pivot from Back Line (mm)	511 - 526	518	518	518	518
SW- Kncc Pivot to Floor (mm)	490 - 505	493	493	495	495
HW- Hip Width (mm)	356 - 391	368	371	377	377
THORAX IMPACTS					
TEMPERATURE (°C)	18.9 - 25.5	21.1	21.7	21.1	21.7
RELATIVE HUMIDITY (%)	10 - 70	30	31	30	31
PROBE SPEED (m/s)	4.27 - 4.33	4.31	4.28	4.29	4.31
UPPER RIB (g's)	37 - 46	40.6	41.2	40.1	40.5
LOWER RIB (g's)	37 - 46	38.1	40.2	37.9	39.2
LOWER SPINE (g's)	15 - 22	21.4	21.7	21.0	19.2
PELVIS IMPACT					
TEMPERATURE (°C)	18.9 - 25.5	21.1	21.7	21.1	21.7
RELATIVE HUMIDITY (%)	10 - 70	30	31	30	31
PROBE SPEED (m/s)	4.27 - 4.33	4.28	4.30	4.29	4.29
PELVIS (g's)	40 - 60	53.0	54.4	52.8	54.8

REMARKS: None

**CALIBRATION TEST RESULTS
PRE-TEST**

SID NO.: 027

CONFIGURED FOR LEFT SIDE IMPACT

**CALIBRATION TEST RESULTS SUMMARY
PRE-TEST**

CONFIGURED FOR LEFT SIDE IMPACT

SID Serial No.: 027 Sequential Test Number: 1
Date: April 26, 2000 Laboratory Technician: B. Swiecicki

TEST	COMMENTS
EXTERNAL DIMENSIONS	Passed all requirements.
THORACIC SHOCK ABSORBER TEST	Passed all requirements.
LATERAL THORAX IMPACT TEST	Passed all requirements.
LATERAL PELVIS IMPACT TEST	Passed all requirements.
HEAD DROP TEST*	Passed all requirements.
ABDOMINAL COMPRESSION TEST*	Passed all requirements.
LUMBAR FLEXION TEST*	Passed all requirements.

* Test not required for SID certification.

REMARKS: None

**EXTERNAL DIMENSIONS
PRE-TEST**

CONFIGURED FOR LEFT SIDE IMPACT

SID Serial No.: 027 Sequential Test Number: 1
Date: April 26, 2000 Laboratory Technician: B. Swiecicki

TEST PARAMETER	SPECIFICATION	TEST RESULTS
SH- Seated Height (mm)	889 - 909	907
RH- Rib Height (mm)	502 - 520	518
HP- Hip Pivot Height (mm)	99 ref.	99
RD- Rib from Back Line (mm)	229 - 241	236
KH- Knee Pivot from Back Line (mm)	511 - 526	518
KV- Knee Pivot to Floor (mm)	490 - 505	493
HW- Hip Width (mm)	356 - 391	368

REMARKS: None

**THORACIC SHOCK ABSORBER TESTS
PRE-TEST**

CONFIGURED FOR LEFT SIDE IMPACT

SID Serial No.: 027 Sequential Test Number: 1
 Date: April 19,2000 Laboratory Technician: B. Swiecicki

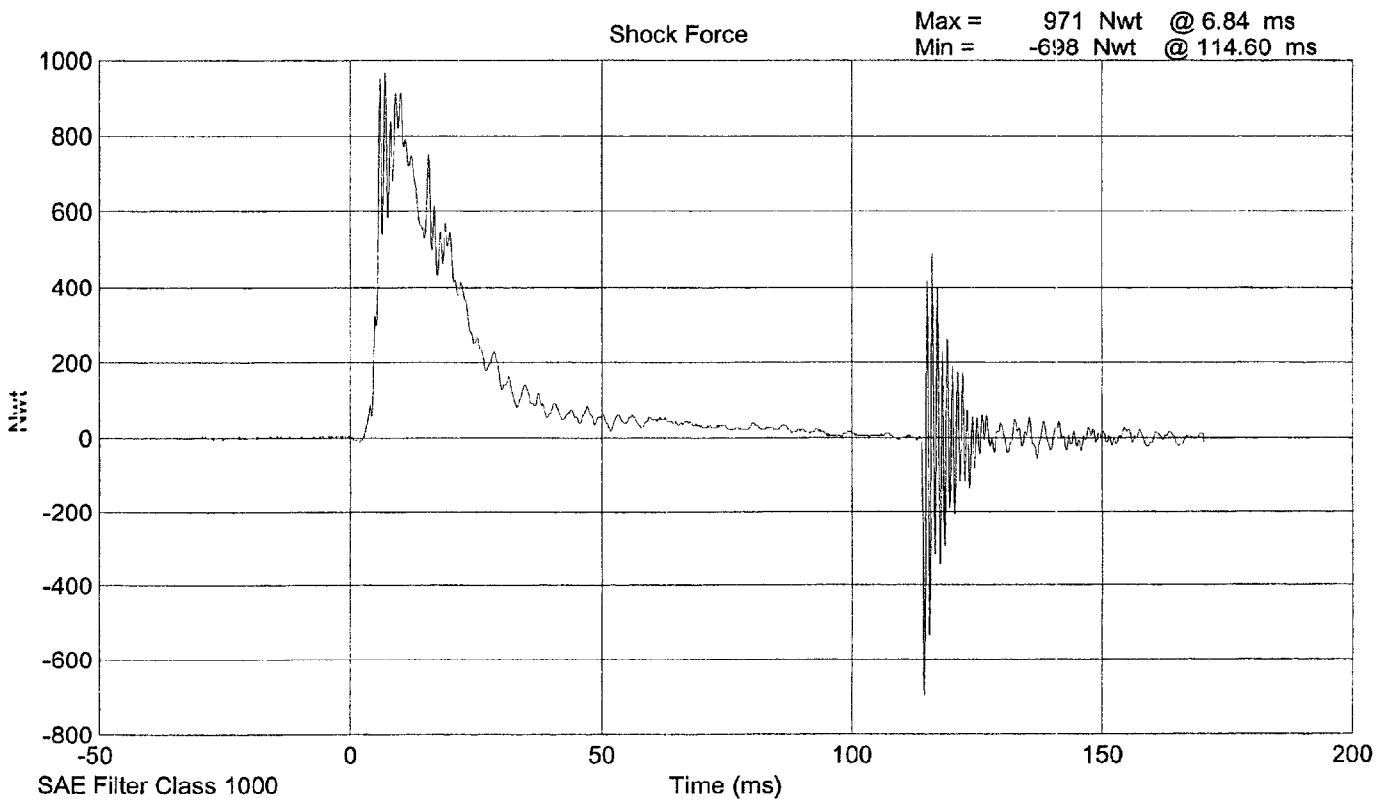
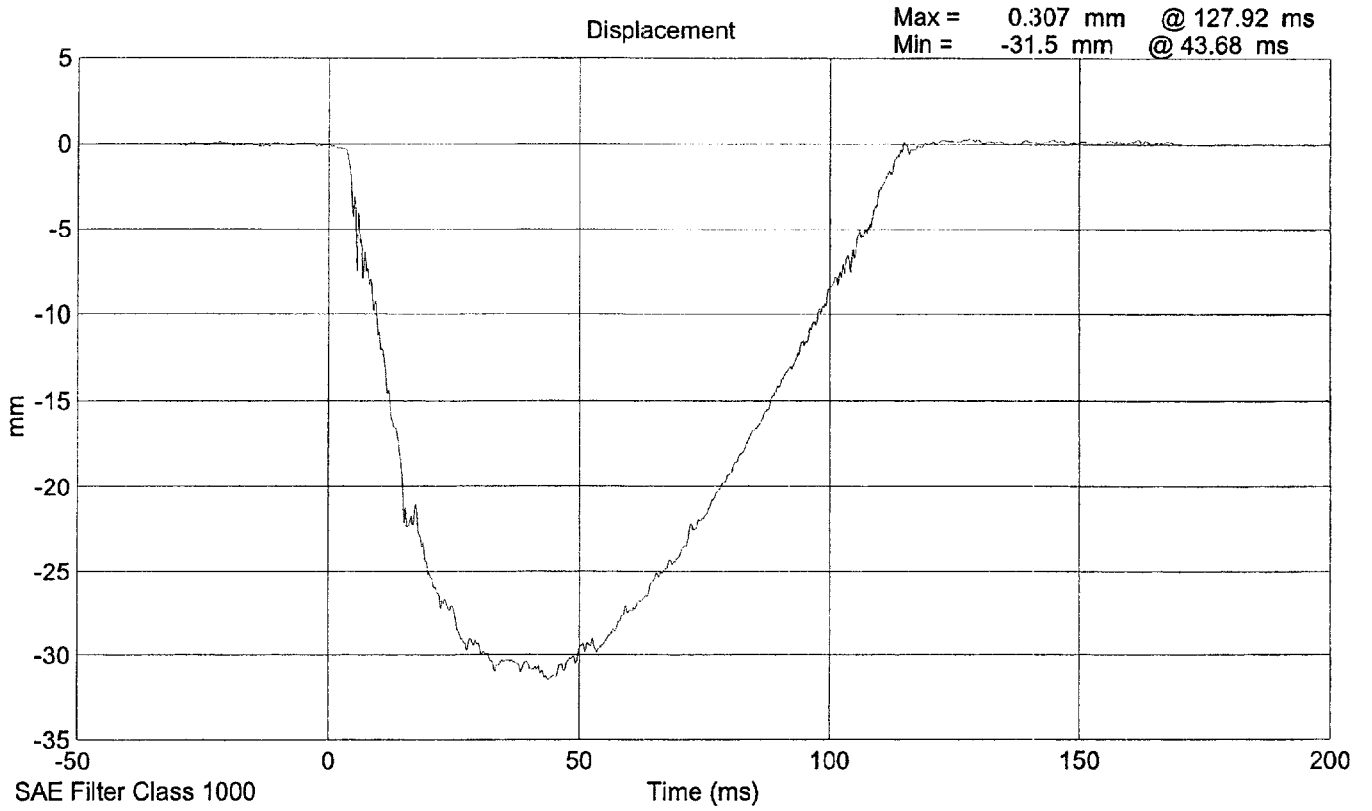
DAMPER IDENTIFICATION: 027

TEST PARAMETER		SPECIFICATION	TEST RESULTS
TEMPERATURE (°C)		18.9 - 25.5	21.7
RELATIVE HUMIDITY (%)		10 - 70	31
VELOCITY 3.05 m/s	FORCE (N)	836 - 1125	970.6
	DISPLACEMENT (mm)	30 - 35	31.5
VELOCITY 4.27 m/s	FORCE (N)	1730 - 2099	1825.9
	DISPLACEMENT (mm)	32 - 37	34.8
VELOCITY 6.10 m/s	FORCE (N)	3741 - 4448	3875.5
	DISPLACEMENT (mm)	33 - 40	35.4

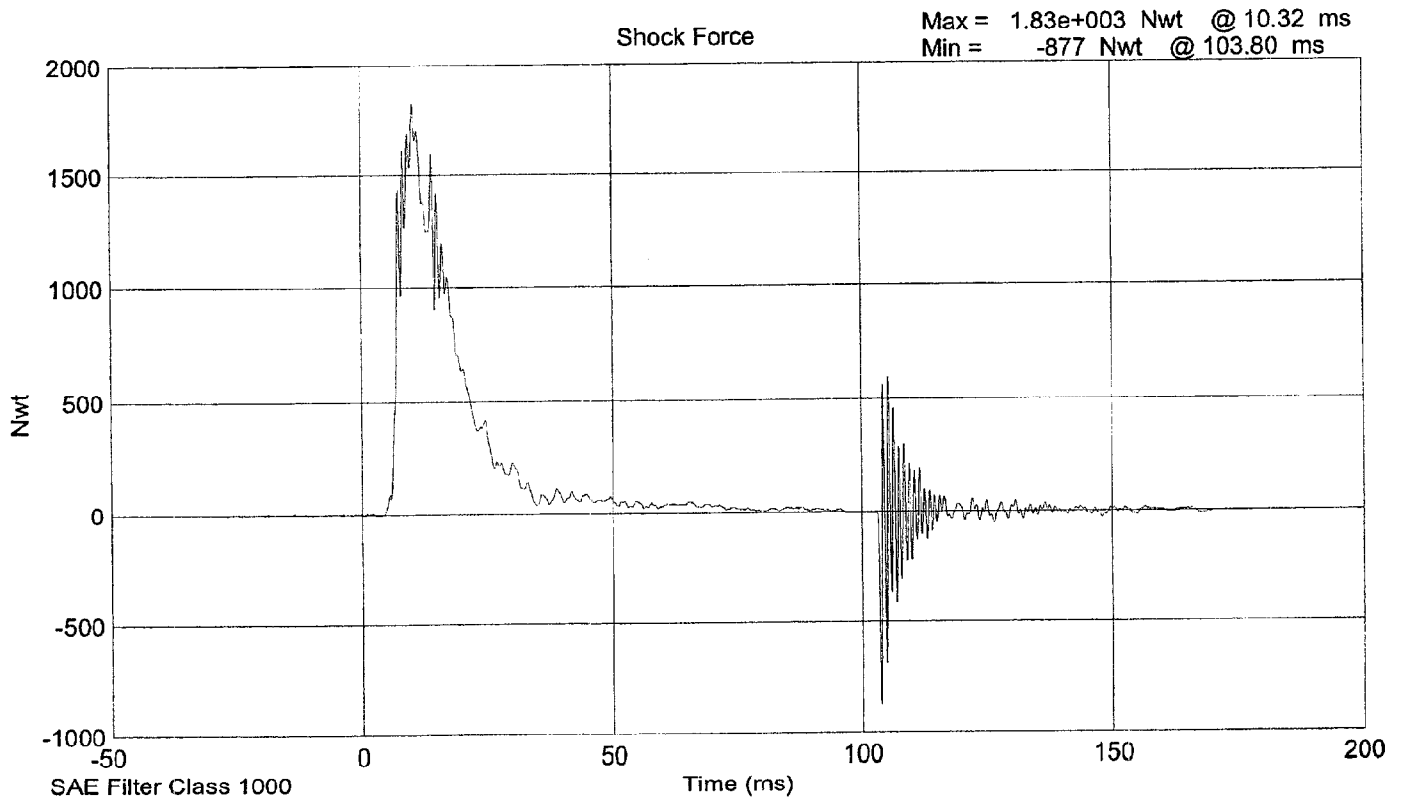
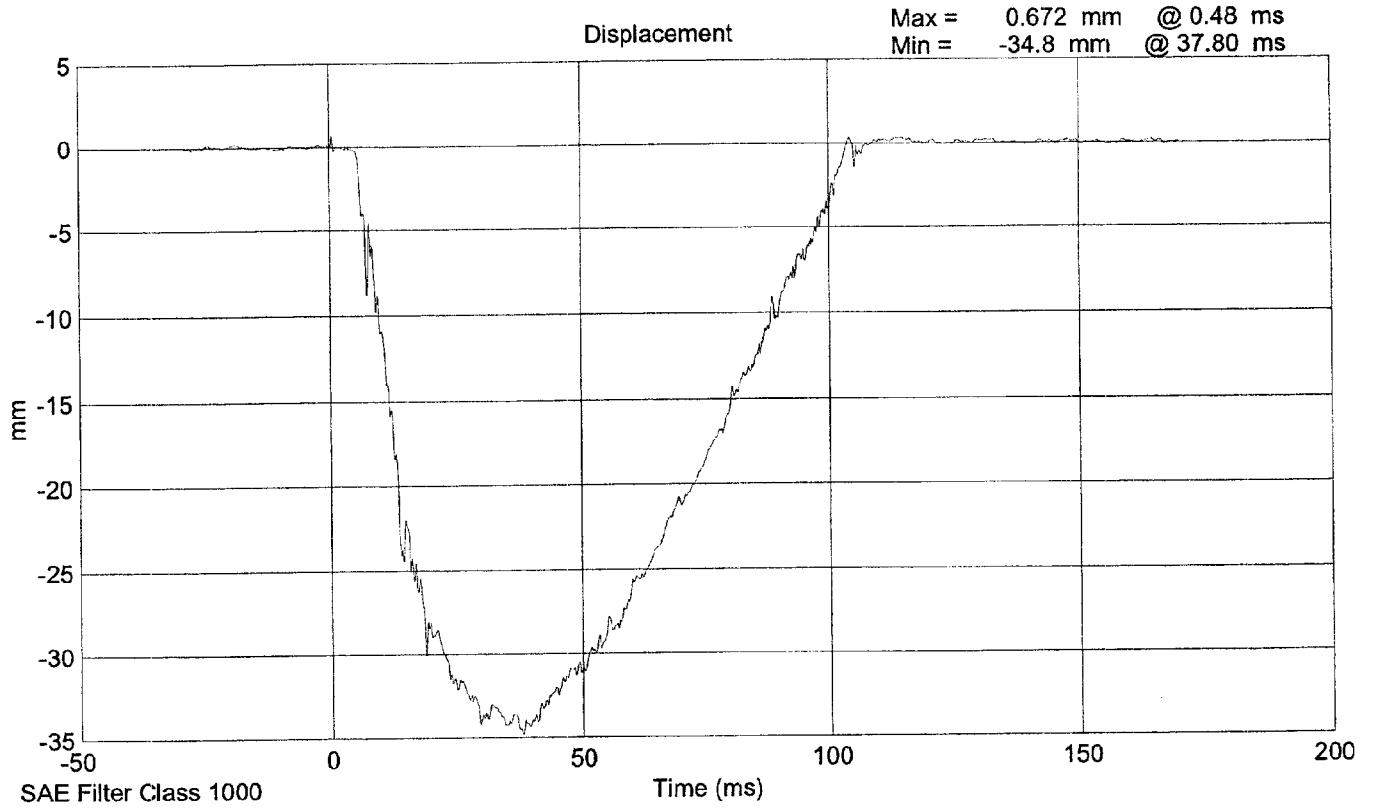
DAMPER SETTING: 5

REMARKS: None

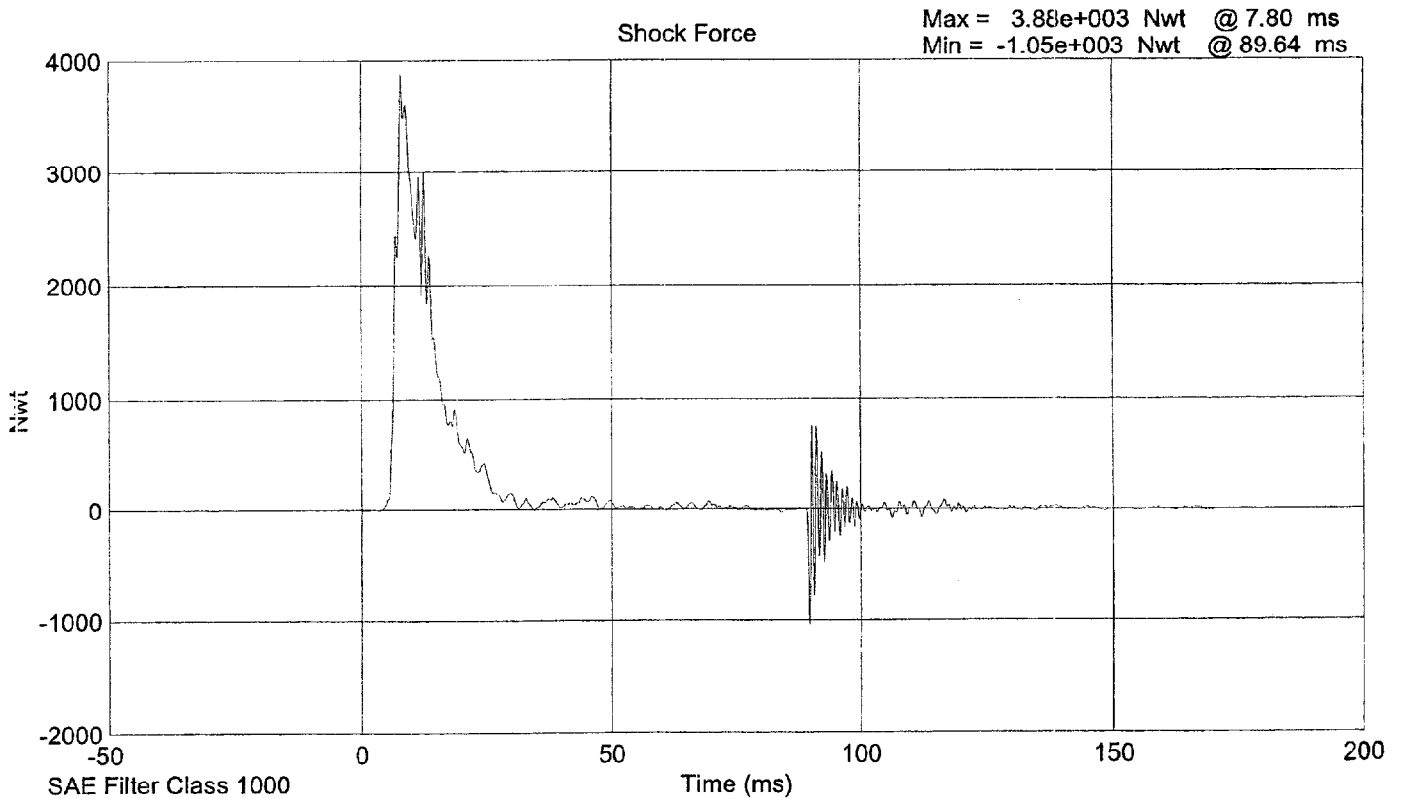
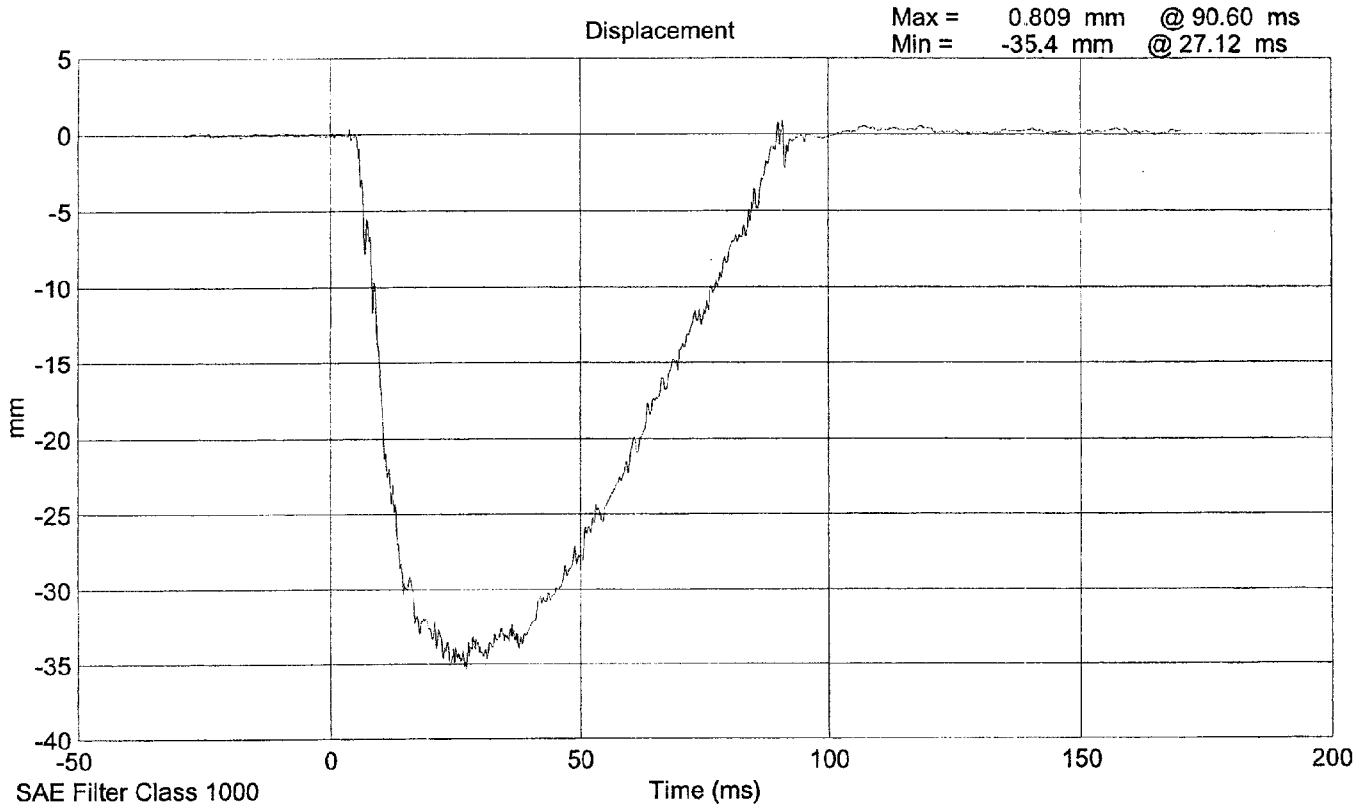
SID 027 Shock Absorber Impact Test @ 3.048 m/s



SID 027 Shock Absorber Impact Test @ 4.572 m/s



SID 027 Shock Absorber Impact Test @ 6.096 m/s



**LATERAL THORAX IMPACT TEST
PRE-TEST**

CONFIGURED FOR LEFT SIDE IMPACT

SID Serial No.: 027

Sequential Test Number: 1

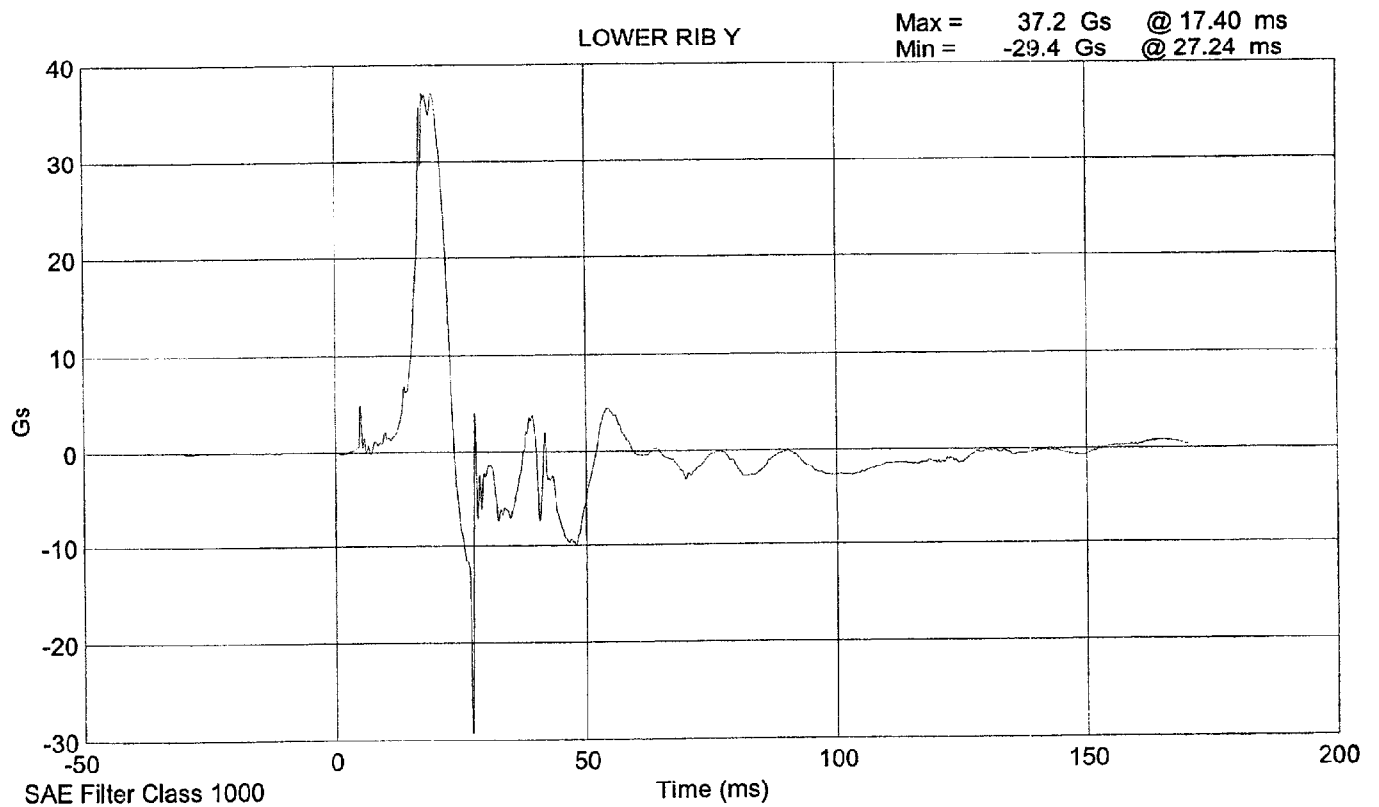
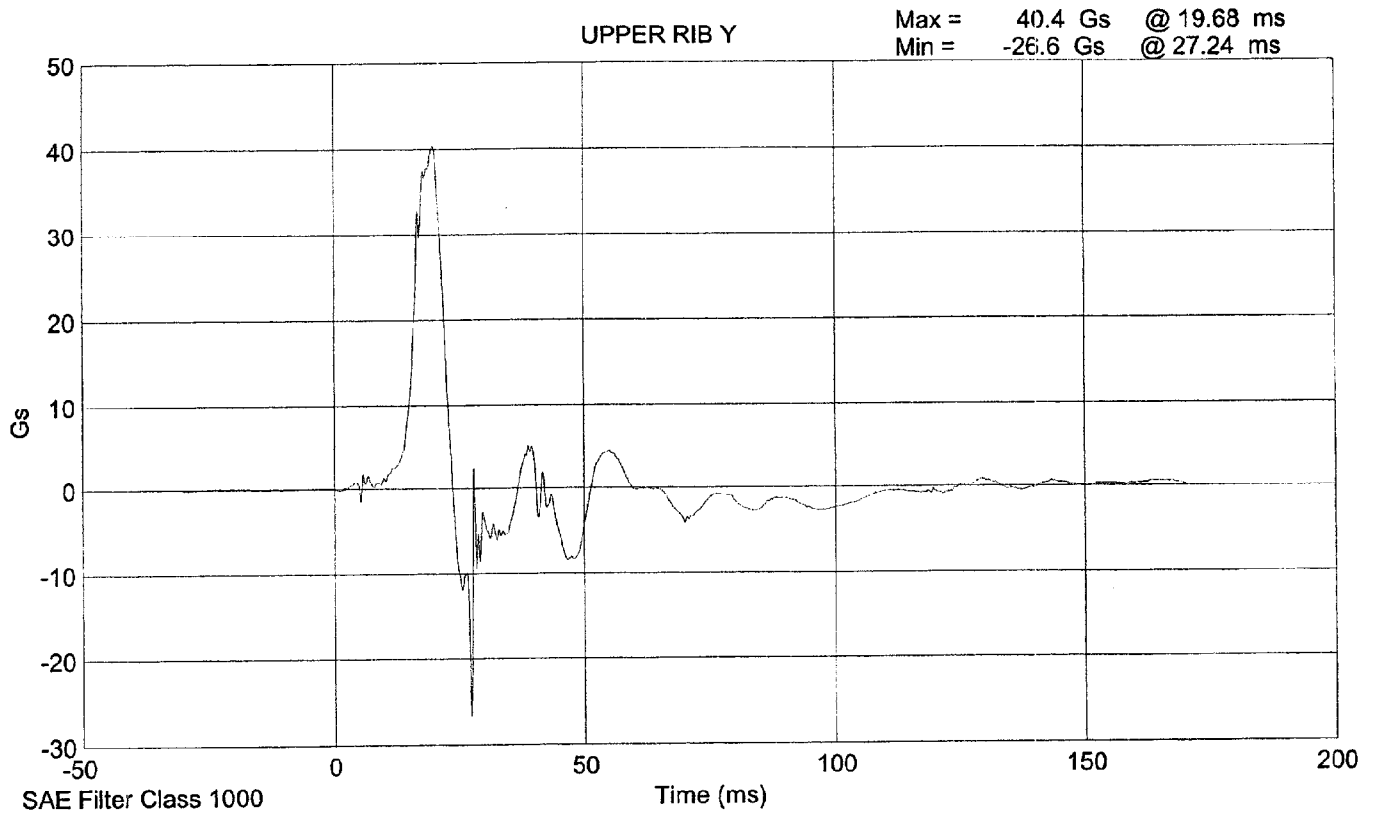
Date: April 20, 2000

Laboratory Technician: B. Swiecicki

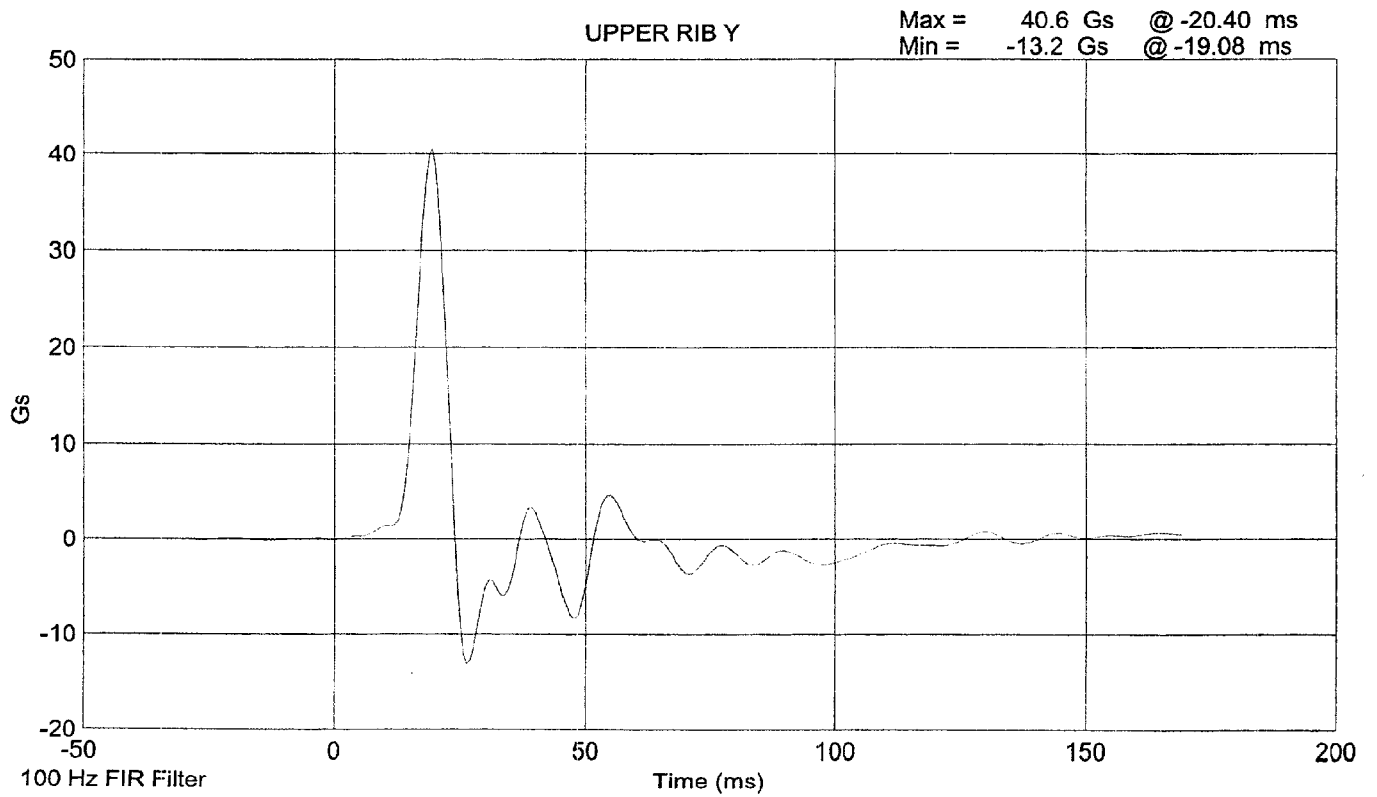
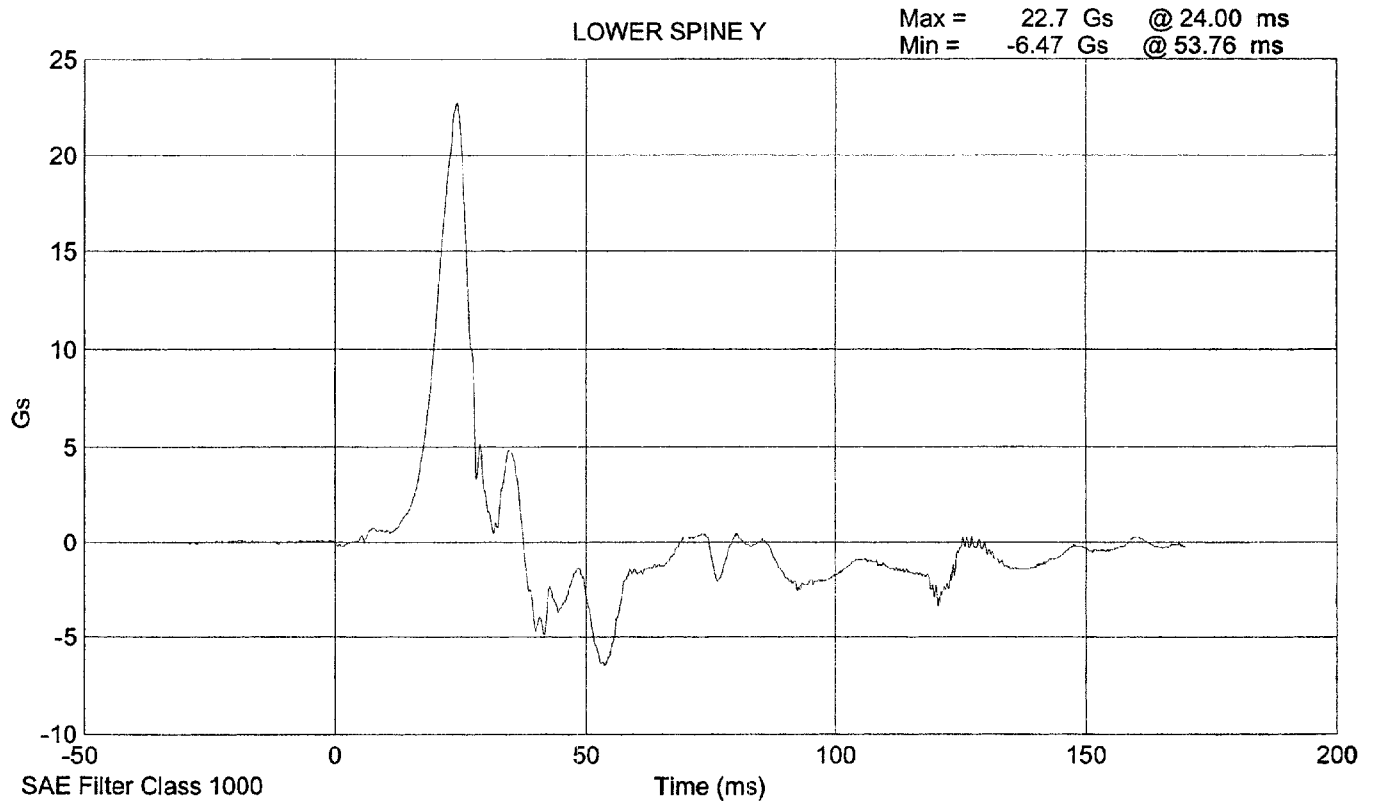
TEST PARAMETER	SPECIFICATION	TEST RESULTS
TEMPERATURE (°C)	18.9 - 25.5	21.1
RELATIVE HUMIDITY (%)	10 - 70	30
PROBE SPEED (m/s)	4.27 - 4.33	4.31
UPPER RIB (g's)	37 - 46	40.6
LOWER RIB (g's)	37 - 46	38.1
LOWER SPINE (g's)	15 - 22	21.4

REMARKS: None

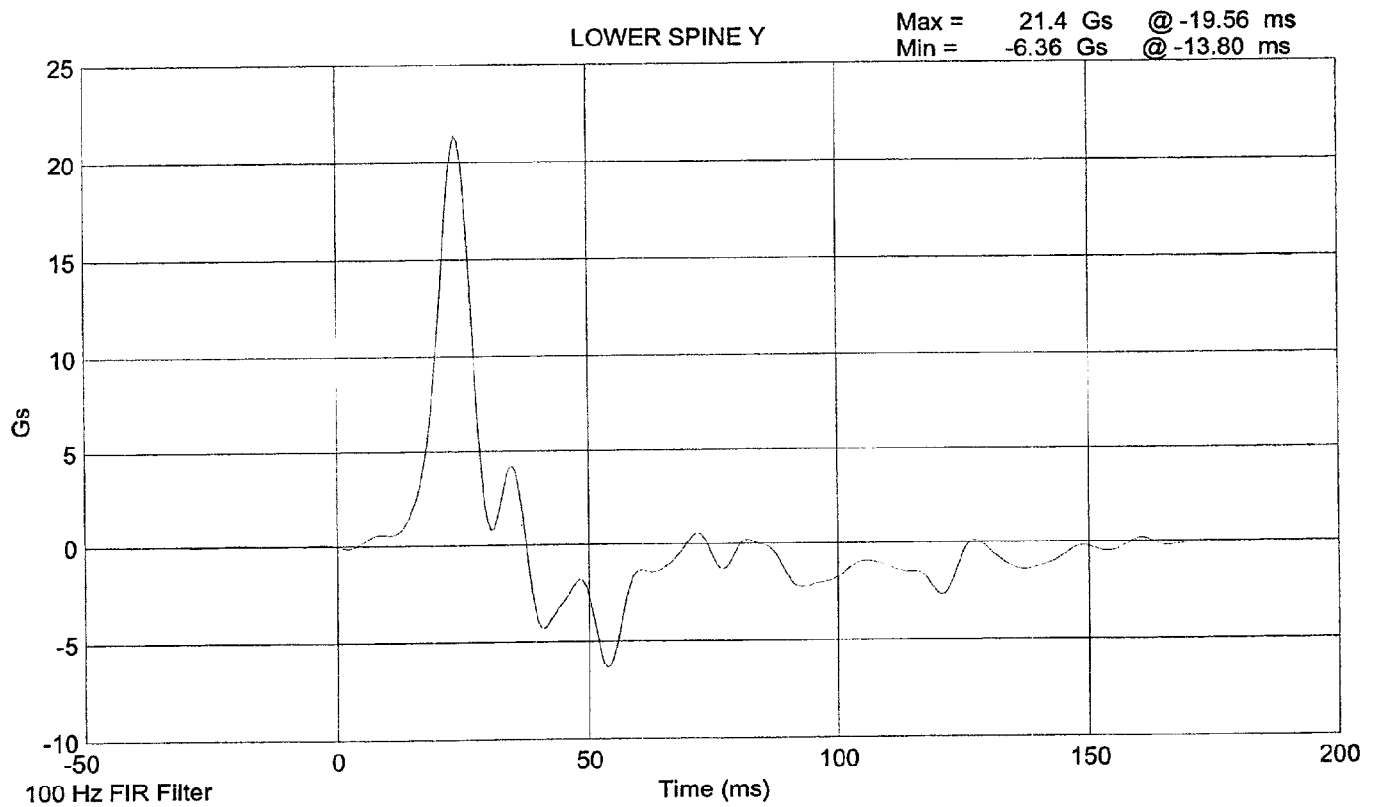
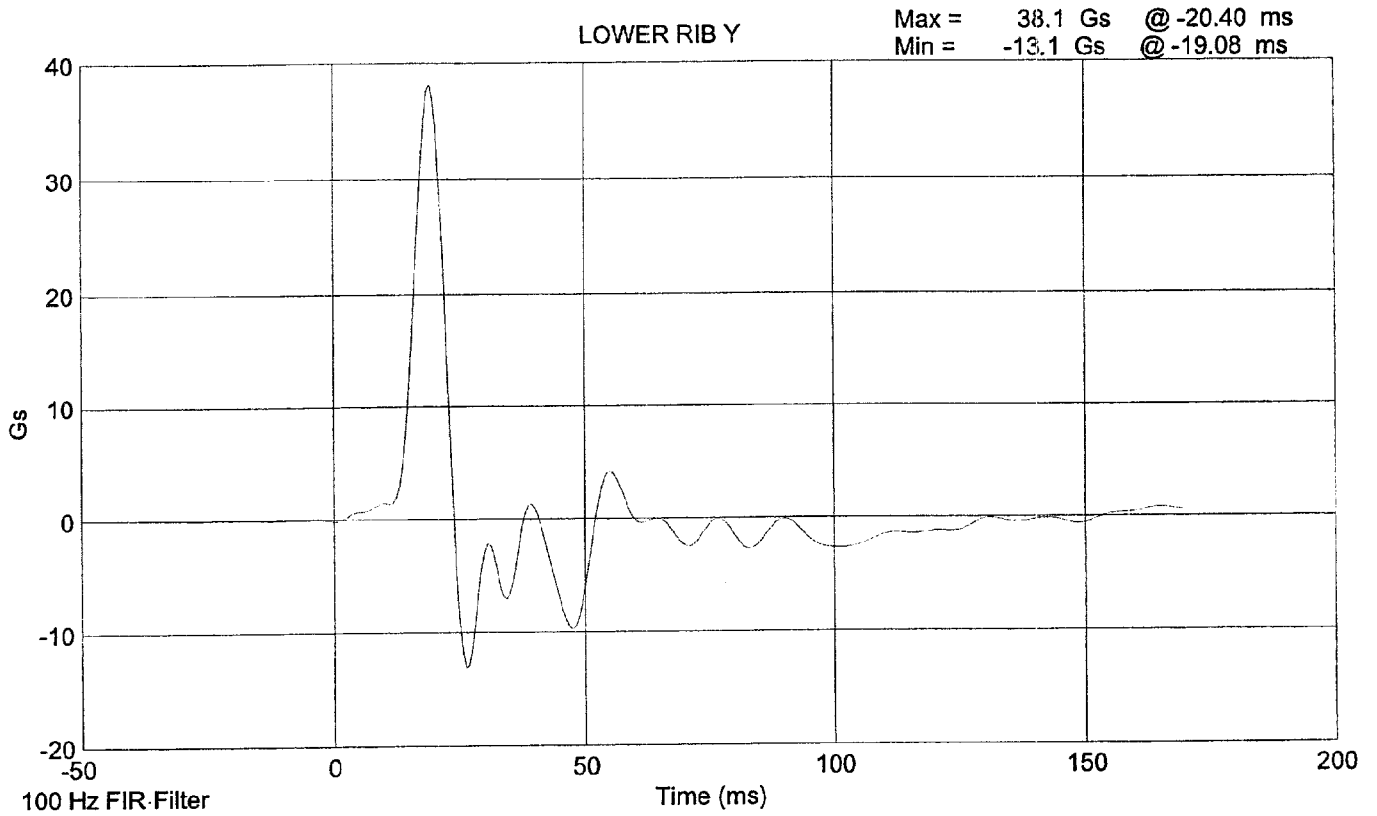
SID 027 Thorax Impact Test @ 4.3129 m/s



SID 027 Thorax Impact Test @ 4.3129 m/s



SID 027 Thorax Impact Test @ 4.3129 m/s



**LATERAL PELVIS IMPACT TEST
PRE-TEST**

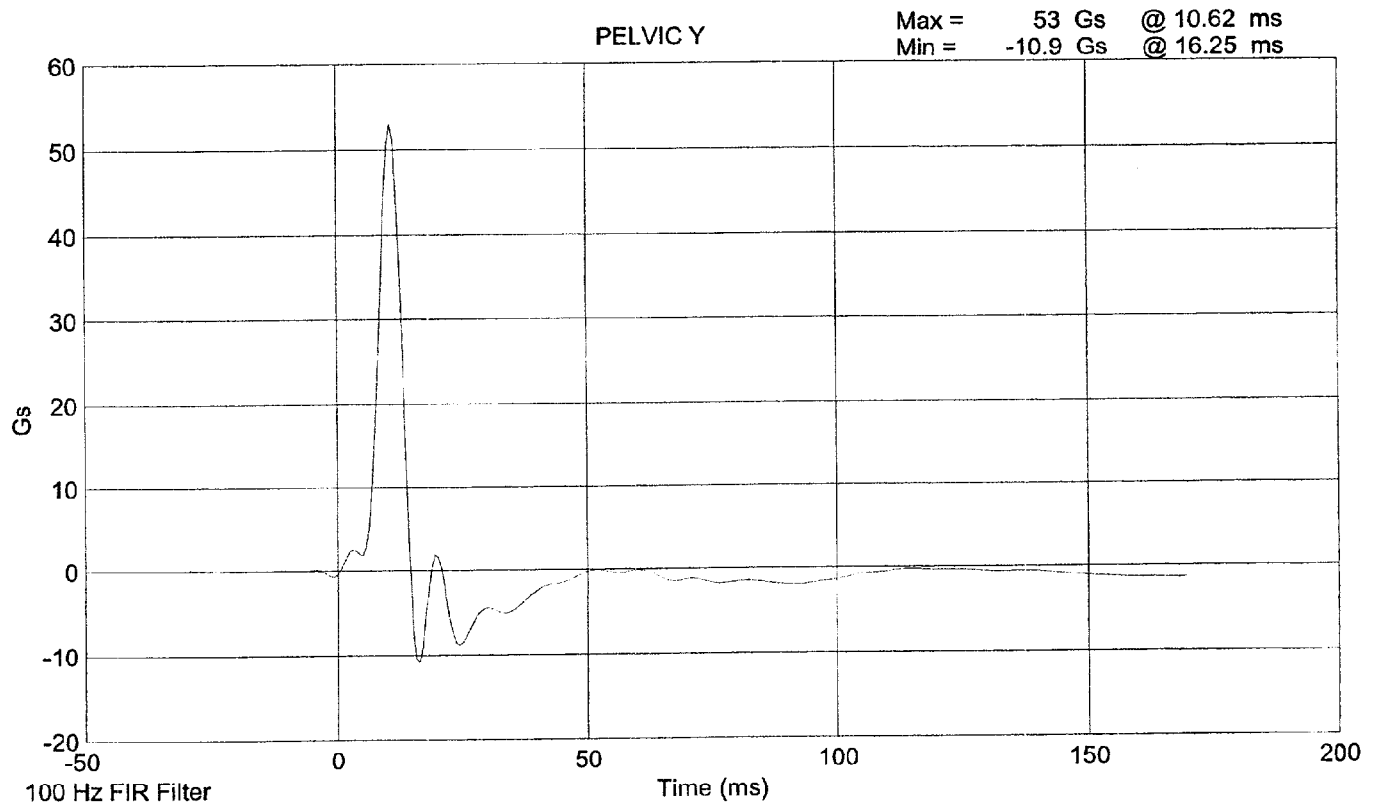
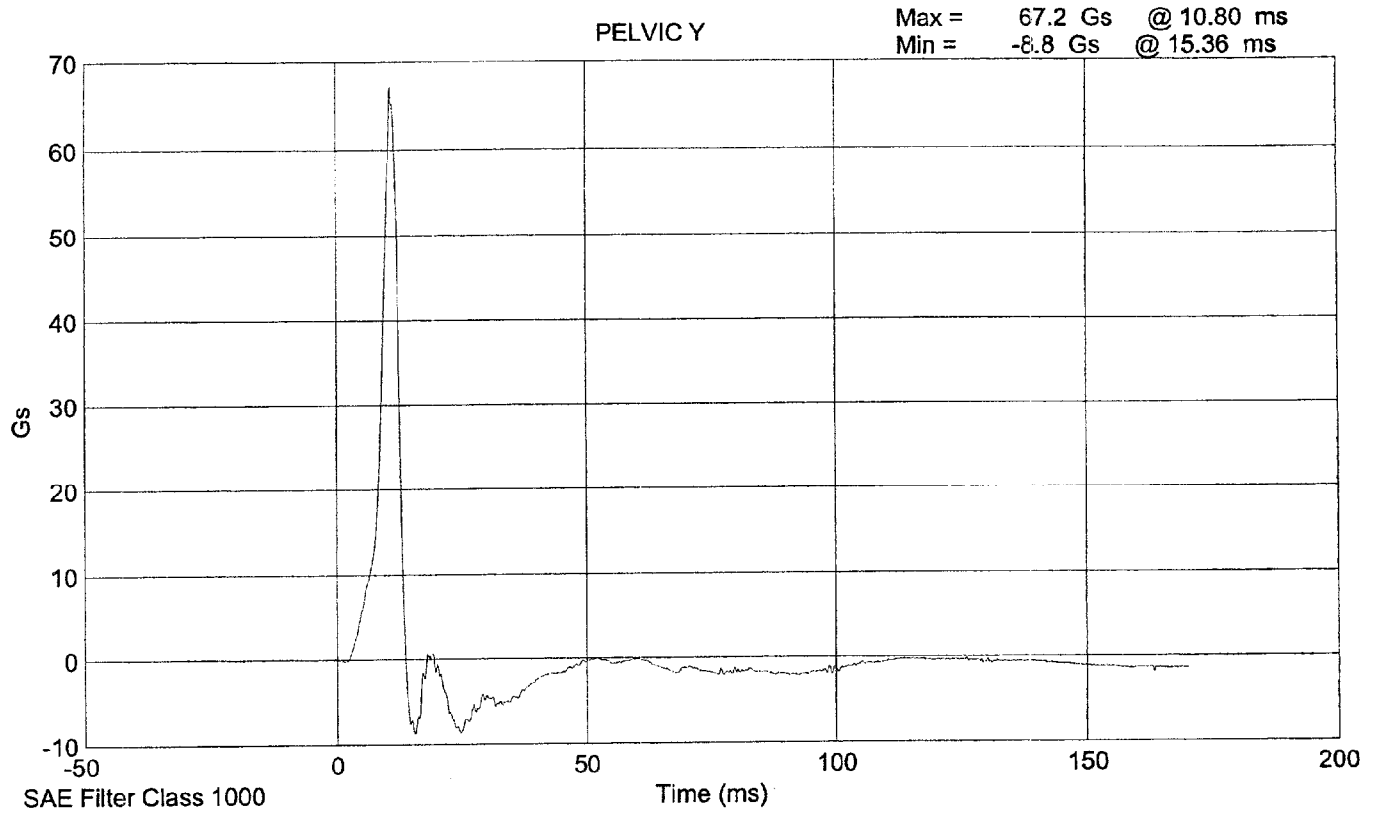
CONFIGURED FOR LEFT SIDE IMPACT

SID Serial No.: 027 Sequential Test Number: 1
Date: April 20, 2000 Laboratory Technician: B. Swiccicki

TEST PARAMETER	SPECIFICATION	TEST RESULTS
TEMPERATURE (°C)	18.9 - 25.5	21.1
RELATIVE HUMIDITY (%)	10 - 70	30
PROBE SPEED (m/s)	4.27 - 4.33	4.28
PELVIS ACCELERATION (g's)	40 - 60	53.0

REMARKS: None

SID 027 Pelvic Impact Test @ 4.2824 m/s



HEAD DROP TEST

PRE-TEST

(Test not required for SID certification)

CONFIGURED FOR LEFT SIDE IMPACT

SID Serial No.: 027

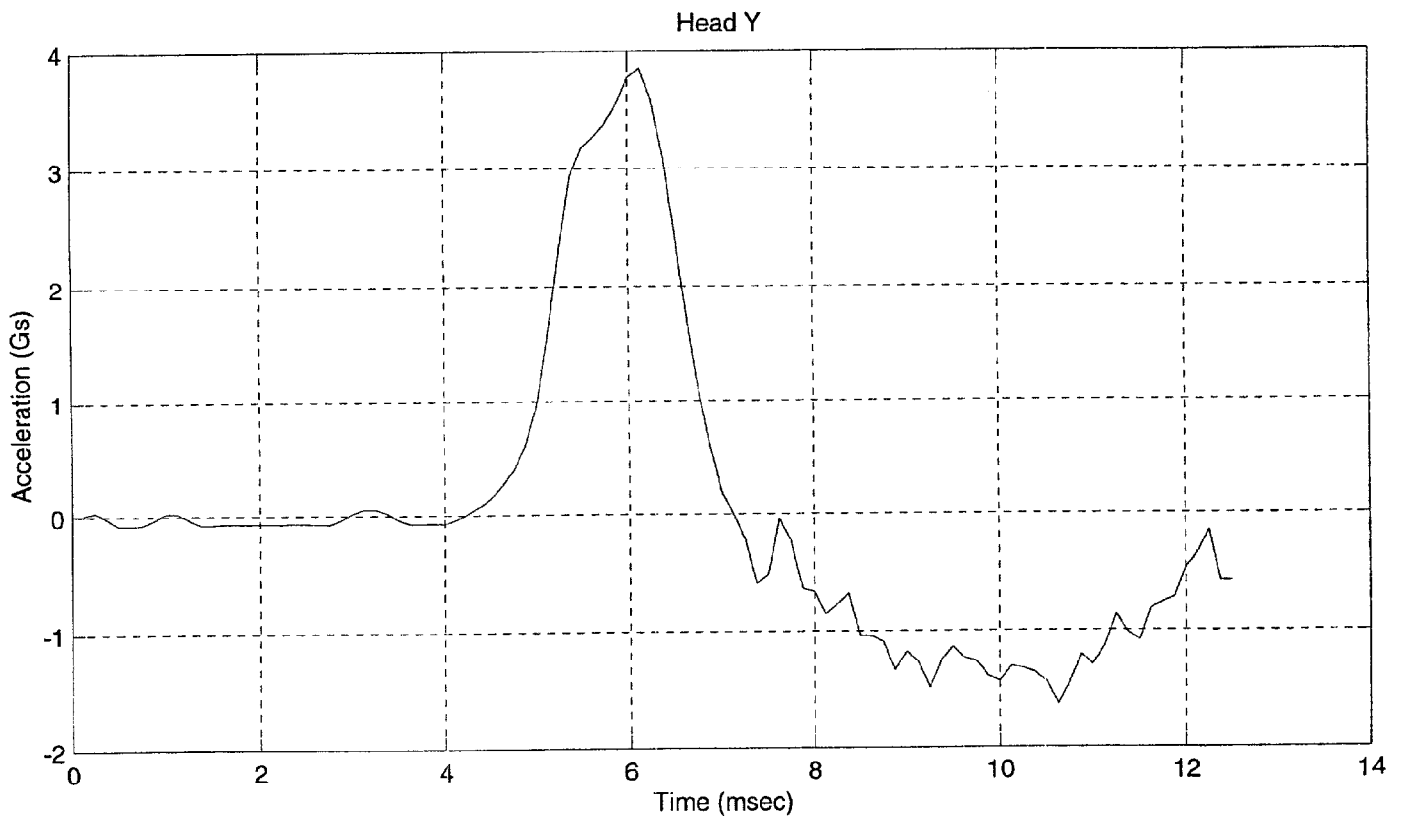
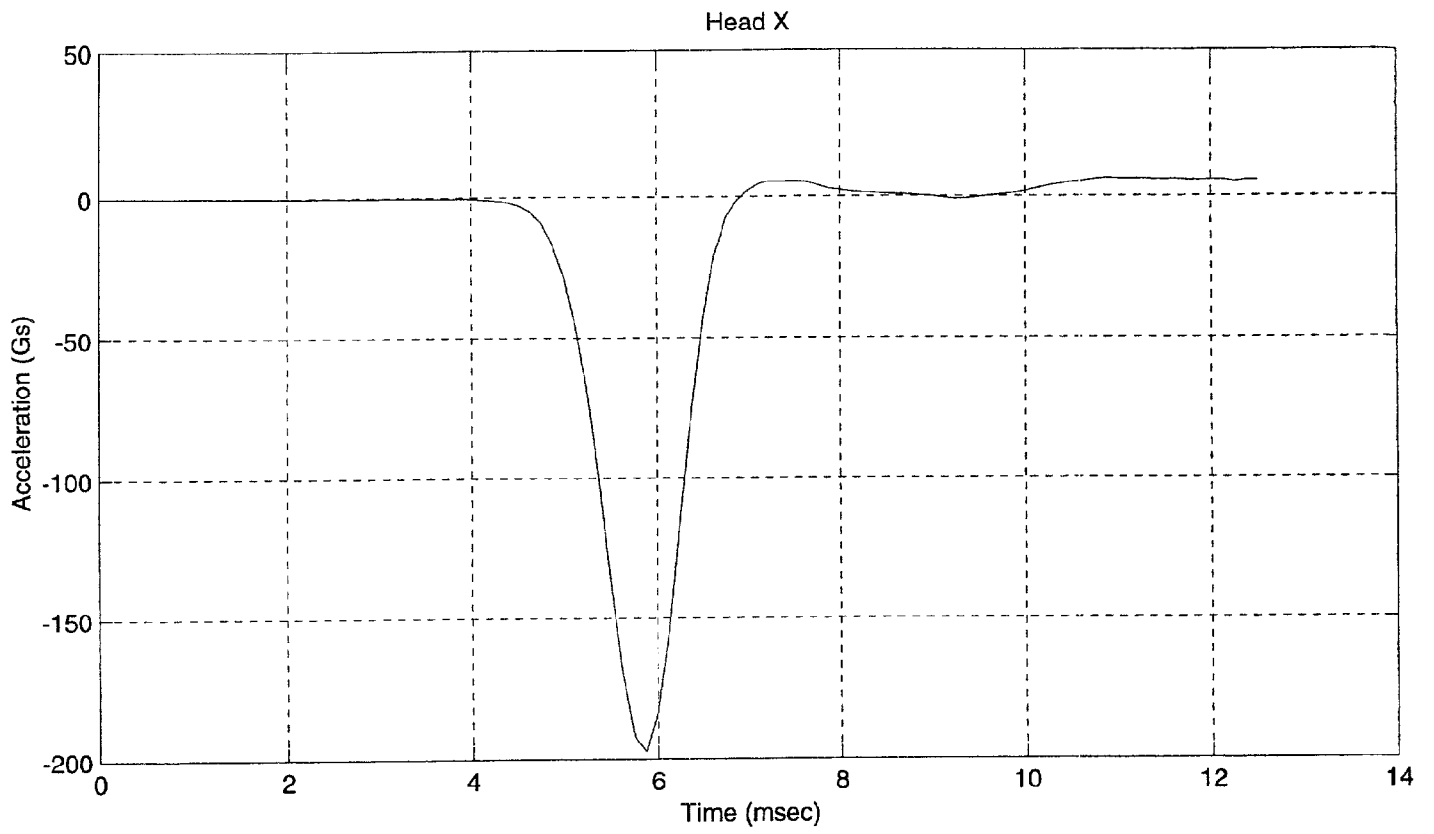
Sequential Test Number: 1

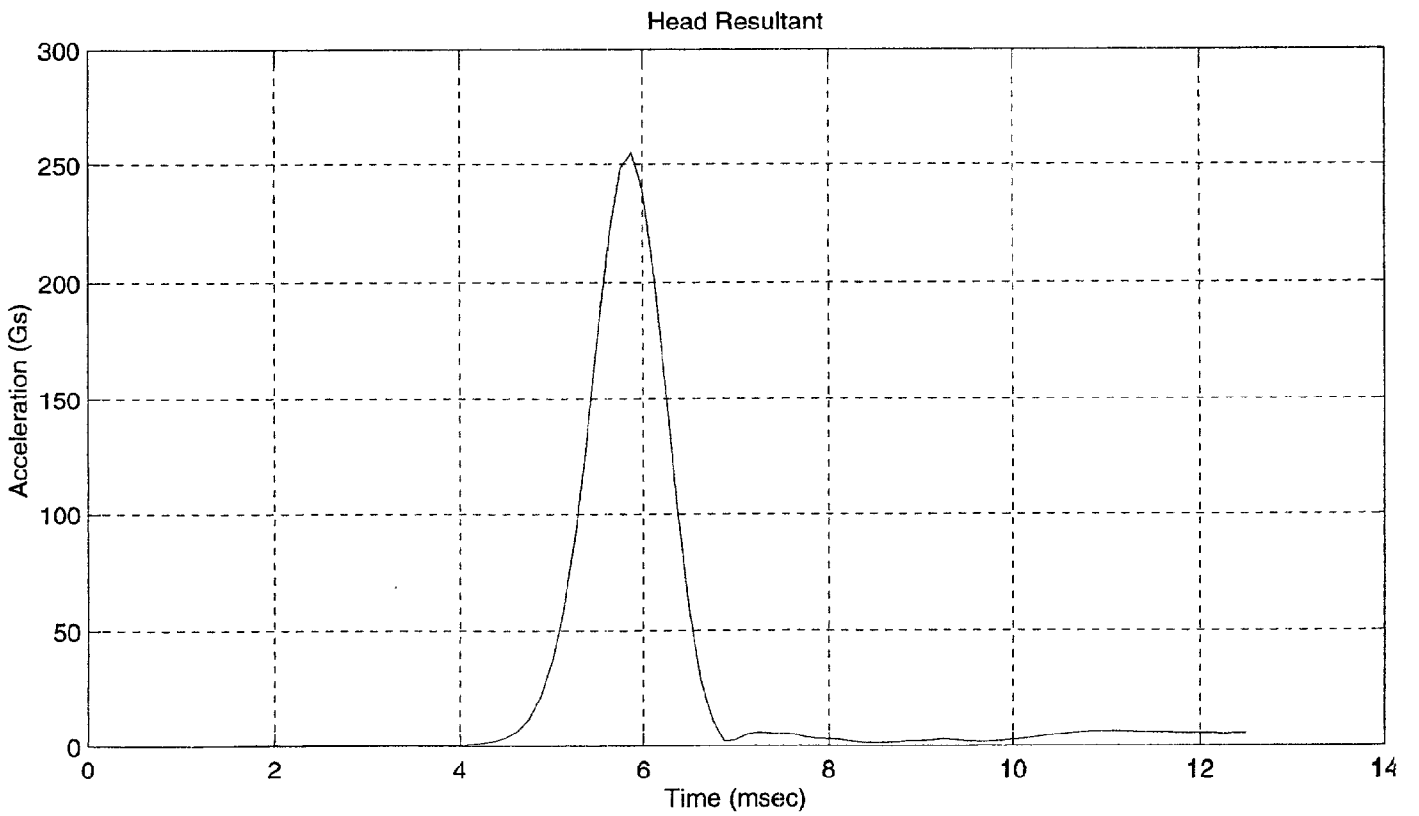
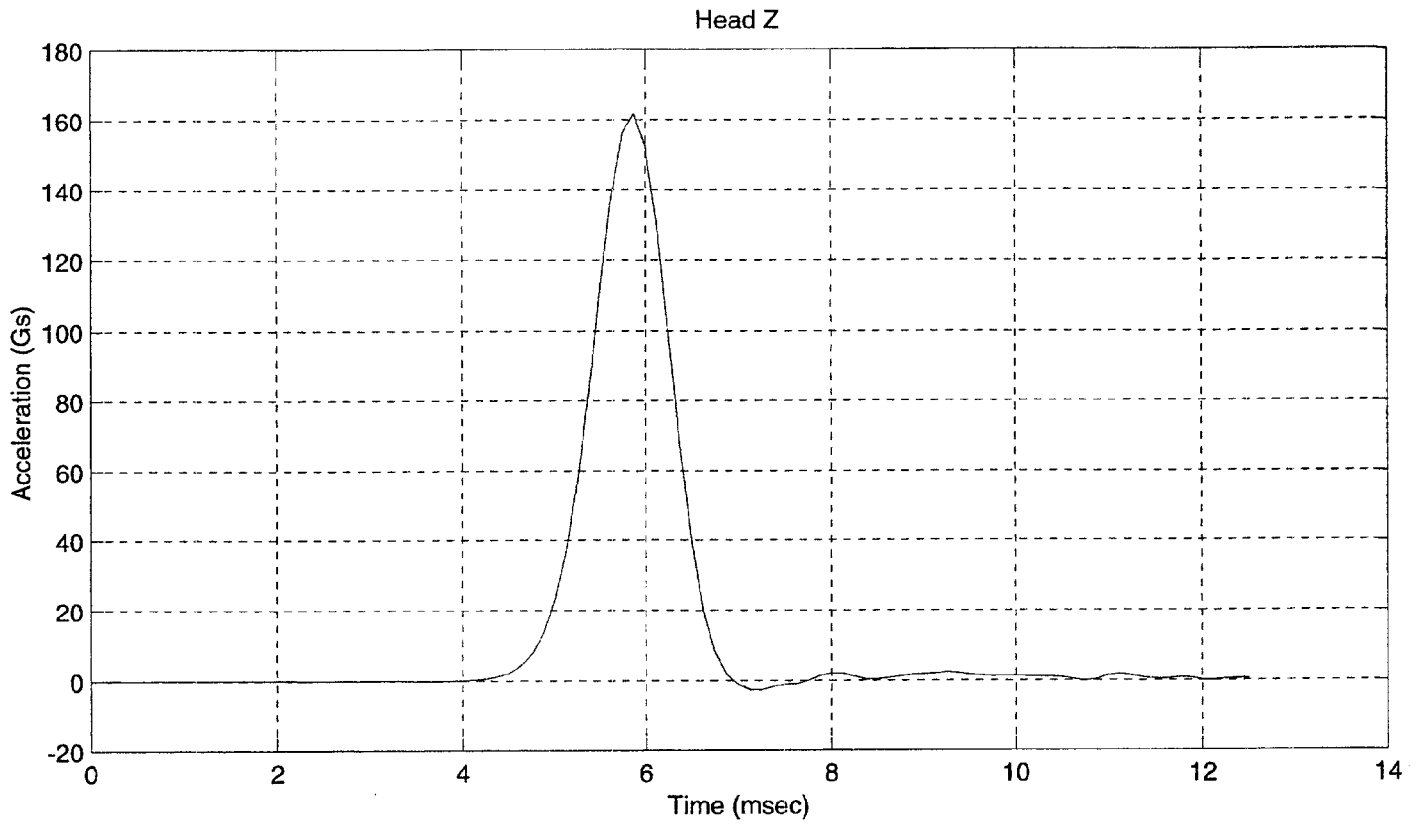
Date: April 19, 2000

Laboratory Technician: B. Swiecicki

TEST PARAMETER	SPECIFICATION	TEST RESULTS
TEMPERATURE (°C)	18.9 - 25.5	21.7
RELATIVE HUMIDITY (%)	10 - 70	31
PEAK RESULTANT ACCELERATION (Gs)	210 - 260	255.16
PEAK LATERAL ACCELERATION (Gs)	Not to Exceed 10	3.85
UNIMODAL CRITERIA ABOVE 100 Gs (ms)	0.9 - 1.5	1.12

REMARKS: None





**ABDOMINAL COMPRESSION TEST
PRE-TEST**

(Test not required for SID certification)

CONFIGURED FOR LEFT SIDE IMPACT

SID Serial No.: 027 Sequential Test Number: 1
Date: April 21, 2000 Laboratory Technician: B. Swiecicki

TEST PARAMETER	SPECIFICATION	TEST RESULTS
TEMPERATURE (°C)	18.9 - 25.5	21.7
RELATIVE HUMIDITY (%)	10 - 70	29
FORCE @ 13 mm (N)	104 - 162	119
FORCE @ 19 mm (N)	163 - 221	184
FORCE @ 25 mm (N)	222 - 280	266
FORCE @ 33 mm (N)	325 - 391	386

REMARKS: None

Dummy S/N 027

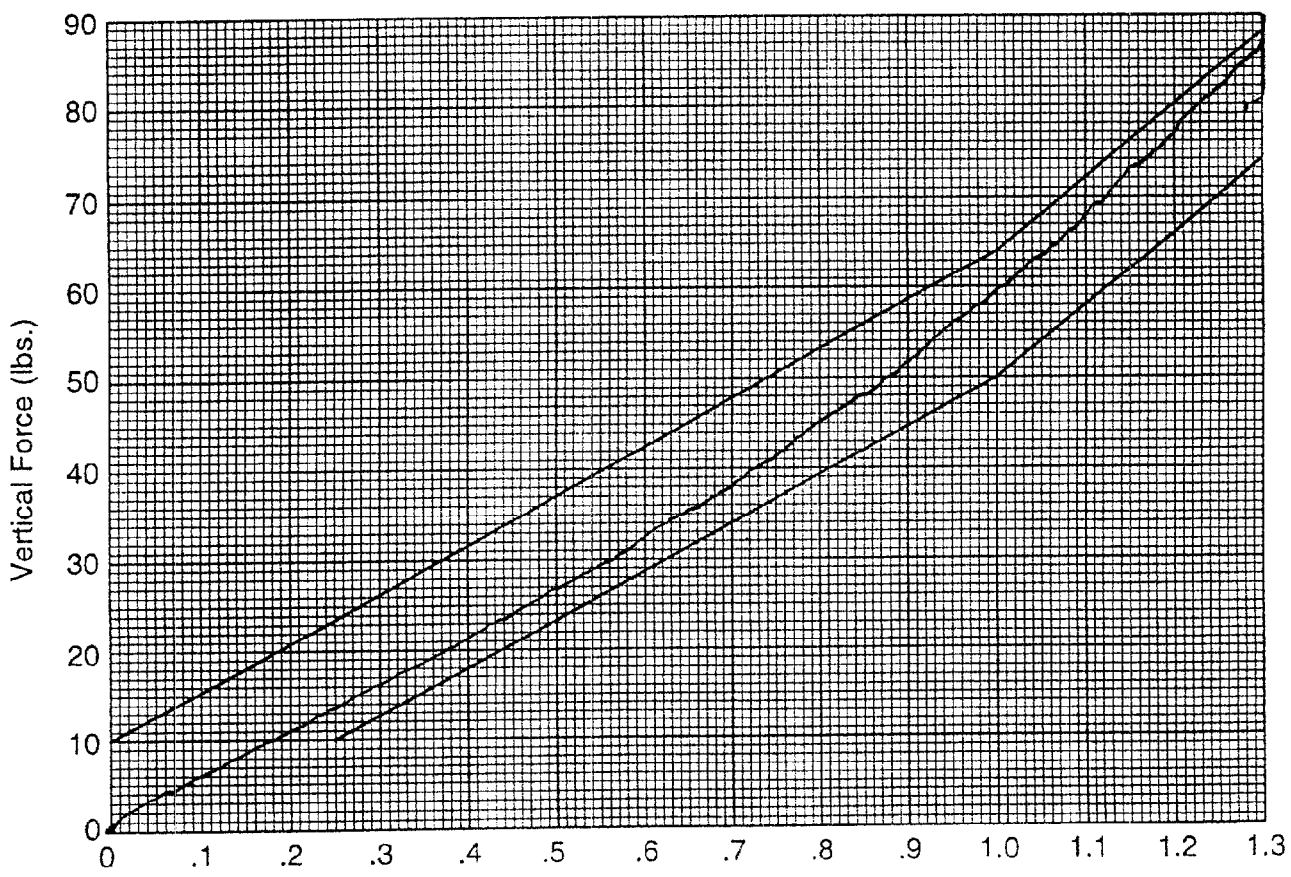
W/A _____

Date 4-21-2000

Performed By [Signature]

Temp. 71°

Humidity 29%



Hybrid II
Abdomen Static Press

LUMBAR FLEXION TEST
PRE-TEST
 (Test not required for SID certification)

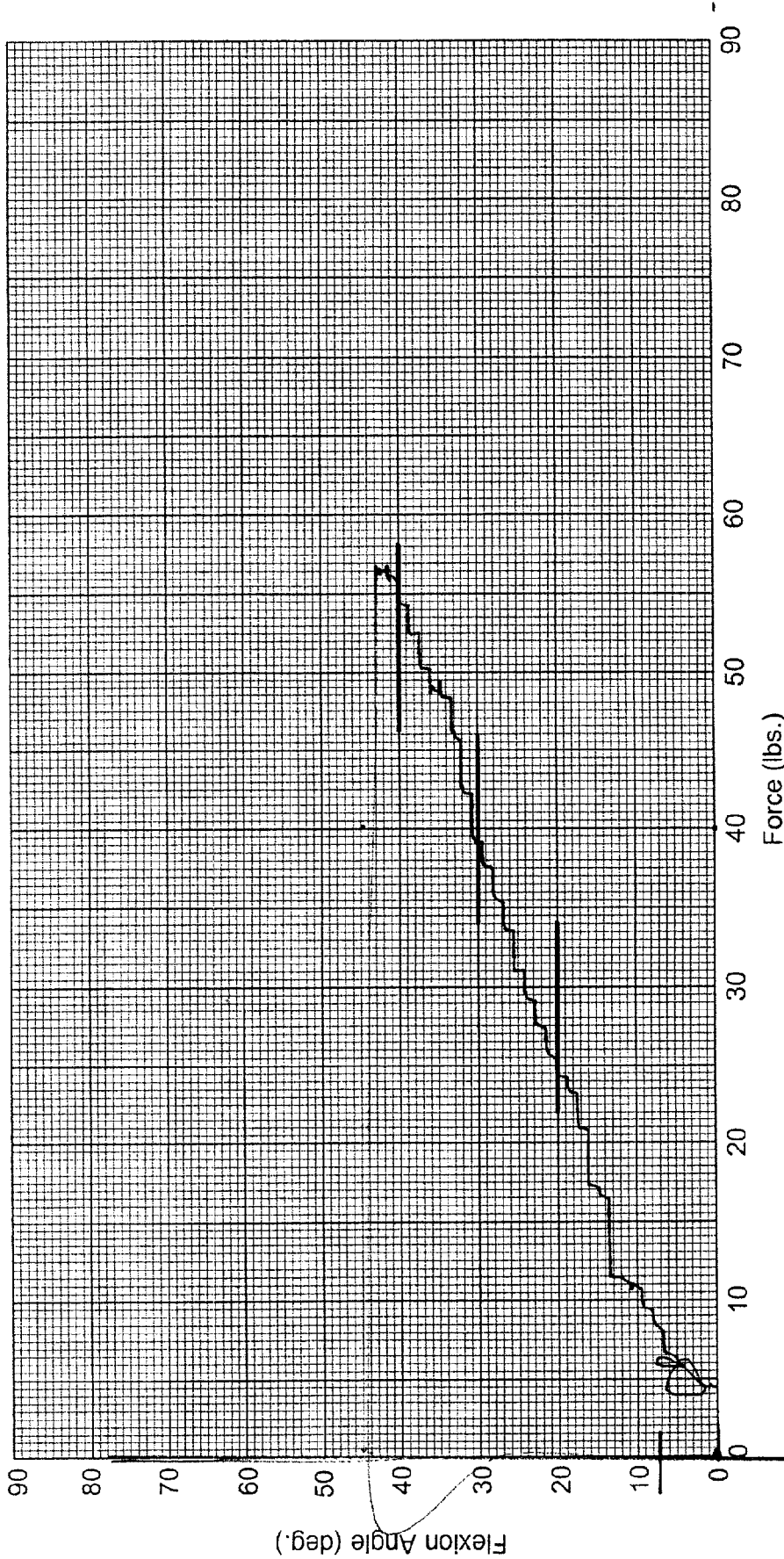
CONFIGURED FOR LEFT SIDE IMPACT

SID Serial No.: 027 Sequential Test Number: 1
 Date: April 24, 2000 Laboratory Technician: B. Swiecicki

TEST PARAMETER	SPECIFICATION	TEST RESULTS
TEMPERATURE (°C)	18.9 - 25.5	21.7
RELATIVE HUMIDITY (%)	10 - 70	32
FORCE @ 0° (N)	0 - 26.7	0
FORCE @ 20° (N)	97.8 - 151.2	111.0
FORCE @ 30° (N)	151.2 - 204.6	169.9
FORCE @ 40° (N)	204.6 - 258	248.8
RETURN ANGLE	12° max.	7.2°

REMARKS: None

Dummy S/N 027
 W/A _____
 Date 4-24-2000
 Performed By [Signature]
 Temp. 71°
 Humidity 32%



Hybrid II Lumbar Spine Flexion Test

PRE-TEST DUMMY INSPECTION LIST
CONFIGURED FOR LEFT SIDE IMPACT

SID Serial No.: 027 Sequential Test Number: 1
 Date: April 26, 2000 Laboratory Technician: B. Swiecicki

PART	ITEMS CHECKED	COMMENTS
SKIN	VISUAL INSPECTION	OK
HEAD	VISUAL, BALLAST, ACCELEROMETER MOUNT	OK
NECK	VISUAL, CABLE TORQUE	OK
SPINE BOX	VISUAL, BALLAST, WELDMENT, ACCELEROMETER MOUNT	OK
RIB CAGE	VISUAL, MEASURE, STIFFENERS	OK
STERNUM	VISUAL	OK
LUMBAR SPINE	VISUAL	OK
ABDOMEN	VISUAL	OK
PELVIS	VISUAL, PALPATE, ACCELEROMETER MOUNT	OK
UPPER LEGS	VISUAL	OK
KNEES	VISUAL, STOPS, INSERTS	OK
LOWER LEGS	VISUAL, RANGE OF MOTION	OK
ANKLES	VISUAL, RANGE OF MOTION	OK
FEET	VISUAL, RANGE OF MOTION	OK
JOINTS	1 TO 2 g RANGE	OK
OTHER	NONE	-

REMARKS: None

**CALIBRATION TEST RESULTS
PRE-TEST**

SID NO.: 268

CONFIGURED FOR LEFT SIDE IMPACT

**CALIBRATION TEST RESULTS SUMMARY
PRE-TEST**

CONFIGURED FOR LEFT SIDE IMPACT

SID Serial No.: 268 Sequential Test Number: 1
Date: April 26, 2000 Laboratory Technician: B. Swiecicki

TEST	COMMENTS
EXTERNAL DIMENSIONS	Passed all requirements.
THORACIC SHOCK ABSORBER TEST	Passed all requirements.
LATERAL THORAX IMPACT TEST	Passed all requirements.
LATERAL PELVIS IMPACT TEST	Passed all requirements.
HEAD DROP TEST*	Passed all requirements.
ABDOMINAL COMPRESSION TEST*	Passed all requirements.
LUMBAR FLEXION TEST*	Passed all requirements.

* Test not required for SID certification.

REMARKS: None

**EXTERNAL DIMENSIONS
PRE-TEST**

CONFIGURED FOR LEFT SIDE IMPACT

SID Serial No.: 268 Sequential Test Number: 1
Date: April 26, 2000 Laboratory Technician: B. Swiecicki

TEST PARAMETER	SPECIFICATION	TEST RESULTS
SH- Seated Height (mm)	889 - 909	899
RH- Rib Height (mm)	502 - 520	513
HP- Hip Pivot Height (mm)	99 ref.	99
RD- Rib from Back Line (mm)	229 - 241	236
KH- Knee Pivot from Back Line (mm)	511 - 526	518
KV- Knee Pivot to Floor (mm)	490 - 505	495
HW- Hip Width (mm)	356 - 391	377

REMARKS: None

**THORACIC SHOCK ABSORBER TESTS
PRE-TEST**

CONFIGURED FOR LEFT SIDE IMPACT

SID Serial No.: 268 Sequential Test Number: 1
 Date: April 19, 2000 Laboratory Technician: B. Swiecicki

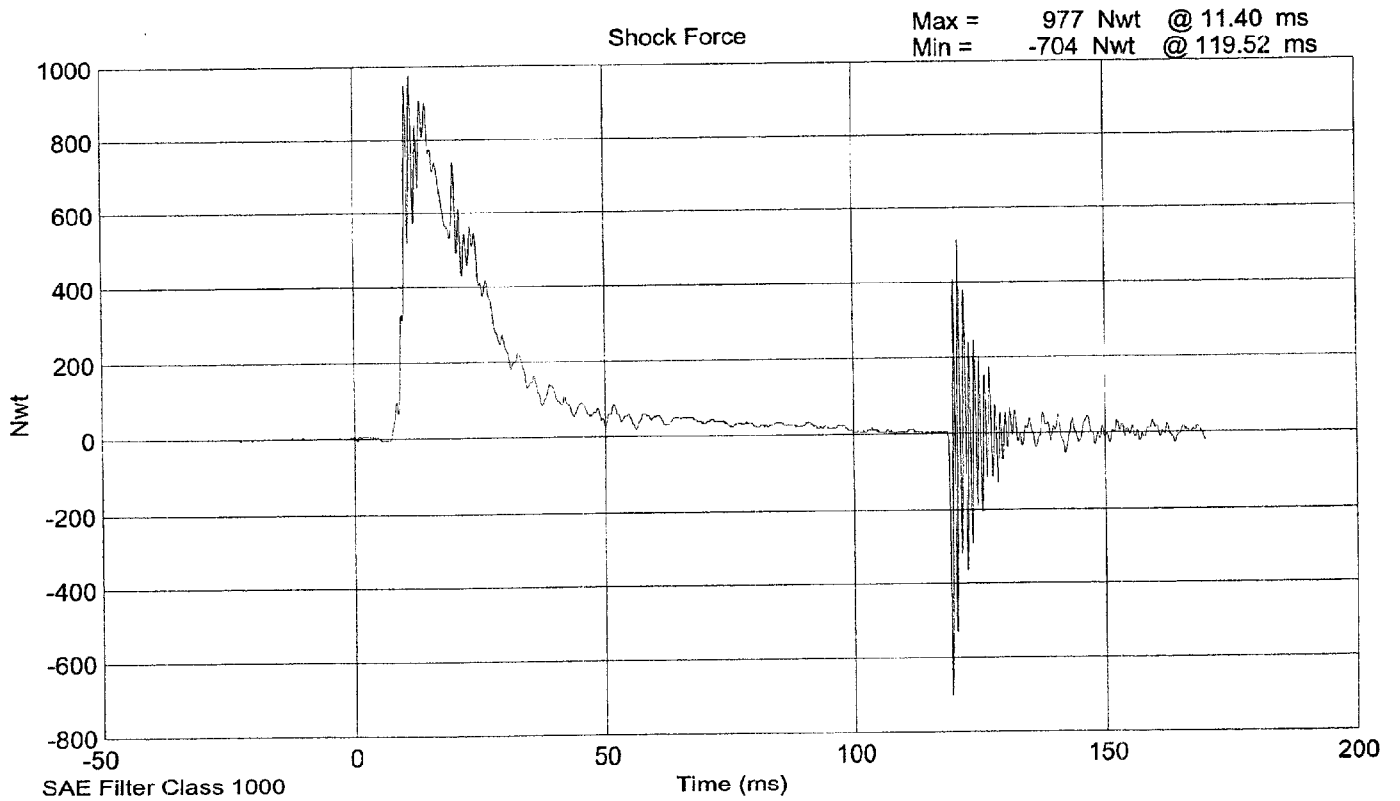
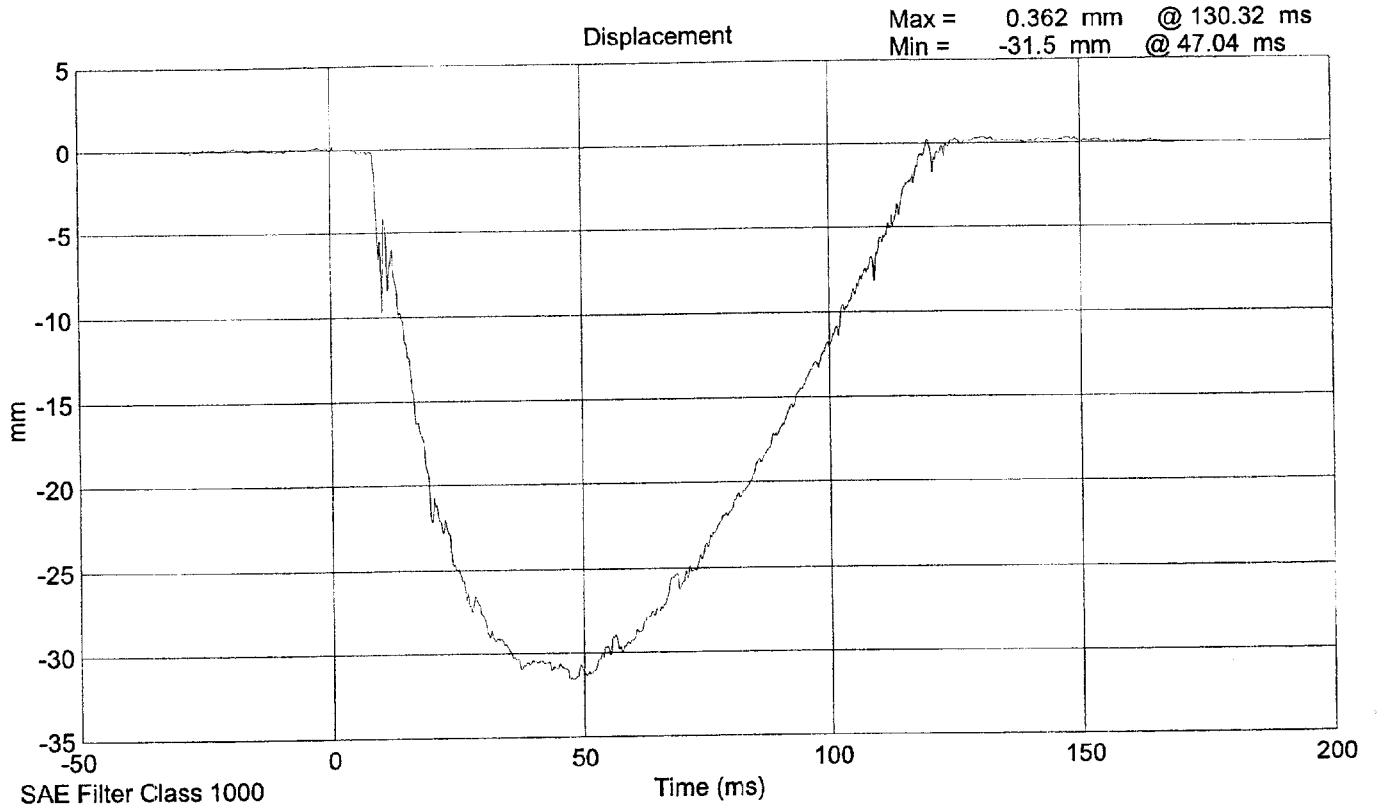
DAMPER IDENTIFICATION: 268

TEST PARAMETER		SPECIFICATION	TEST RESULTS
TEMPERATURE (°C)		18.9 - 25.5	21.7
RELATIVE HUMIDITY (%)		10 - 70	31
VELOCITY 3.05 m/s	FORCE (N)	836 - 1125	976.7
	DISPLACEMENT (mm)	30 - 35	31.5
VELOCITY 4.27 m/s	FORCE (N)	1730 - 2099	1811.0
	DISPLACEMENT (mm)	32 - 37	34.7
VELOCITY 6.10 m/s	FORCE (N)	3741 - 4448	3872.7
	DISPLACEMENT (mm)	33 - 40	35.3

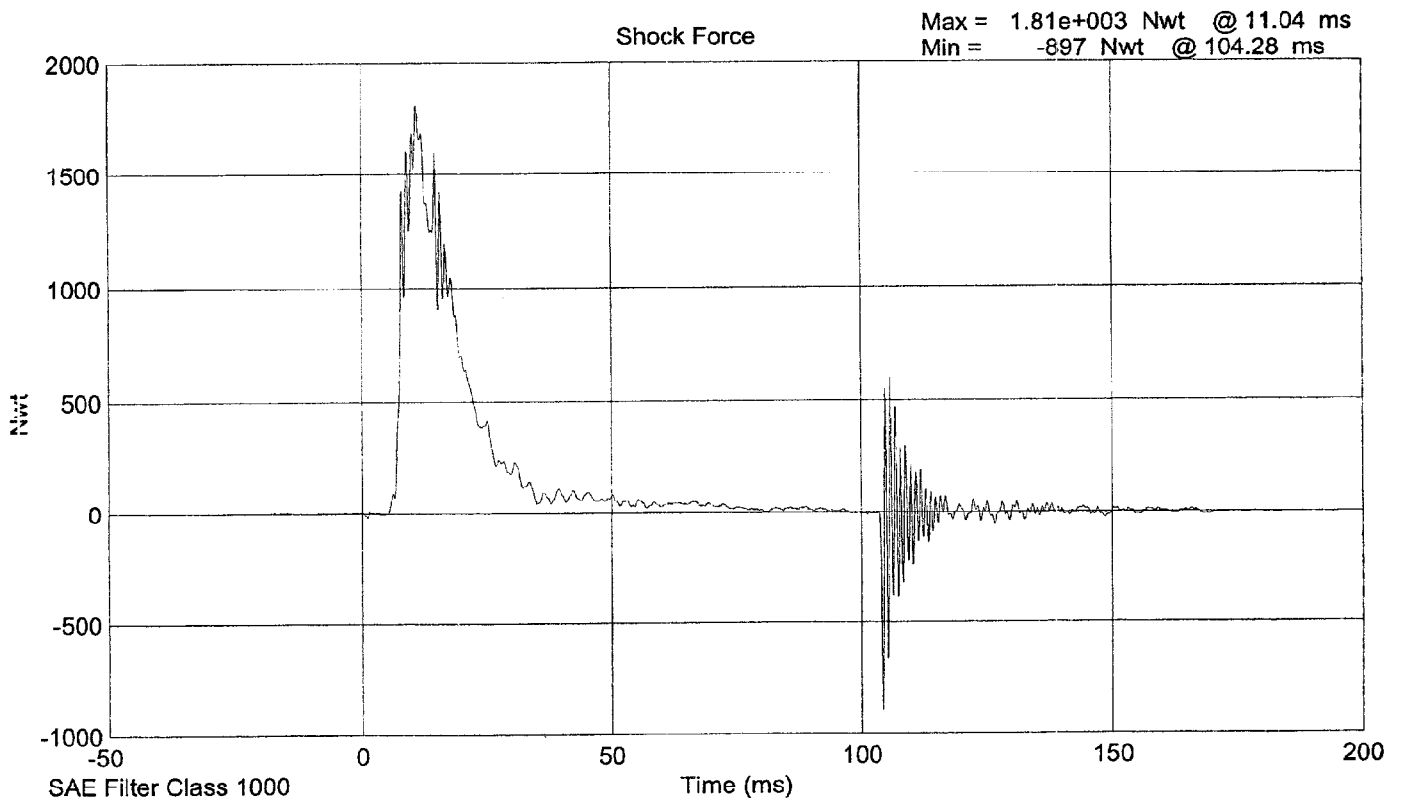
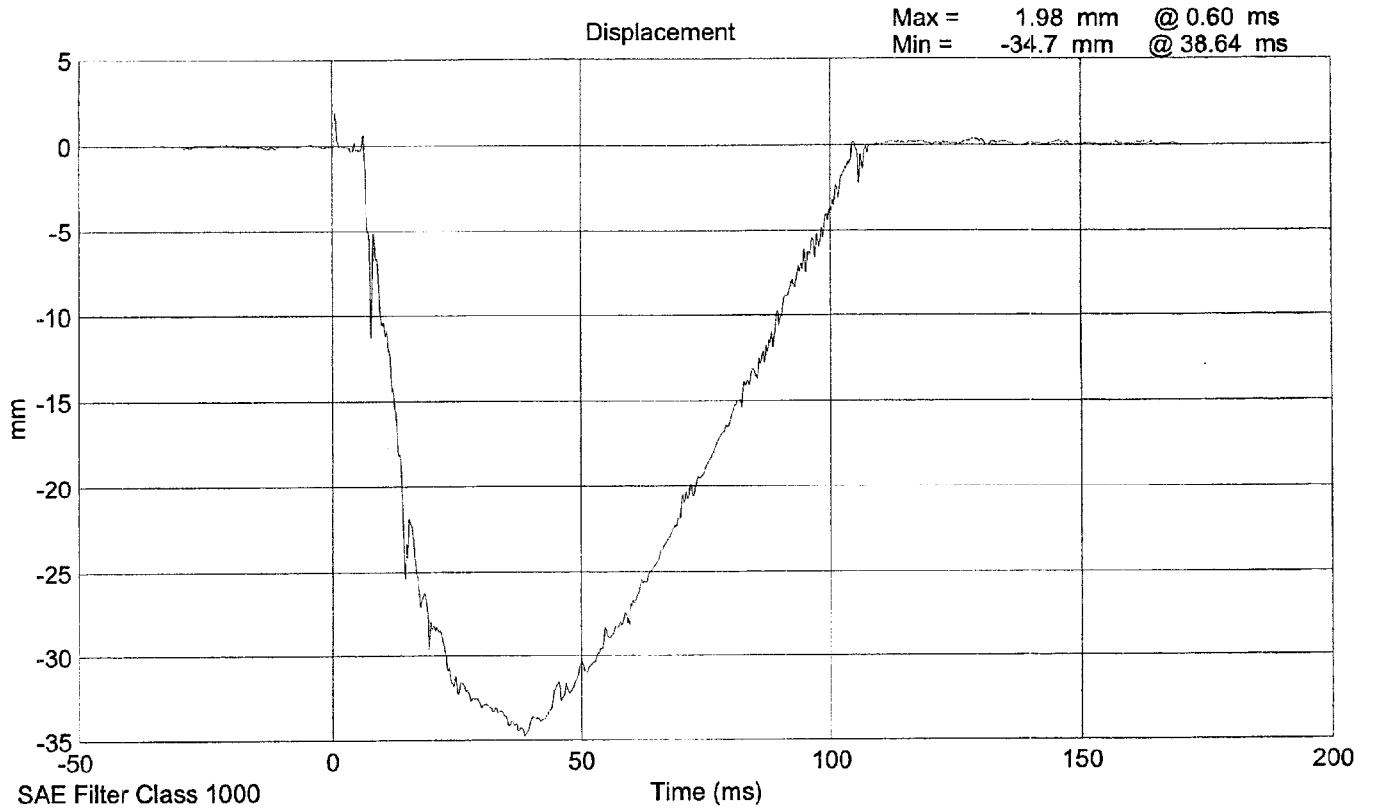
DAMPER SETTING: 5

REMARKS: None

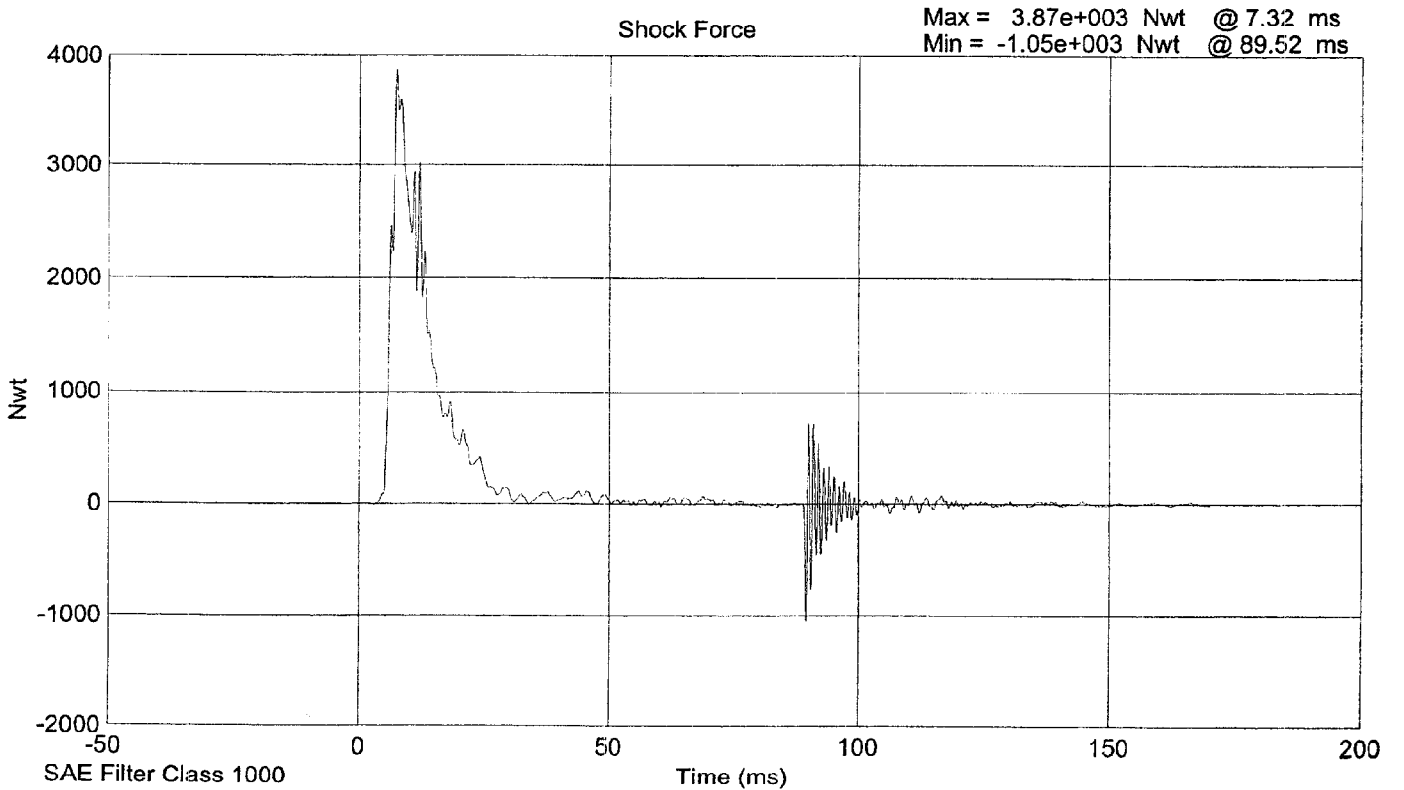
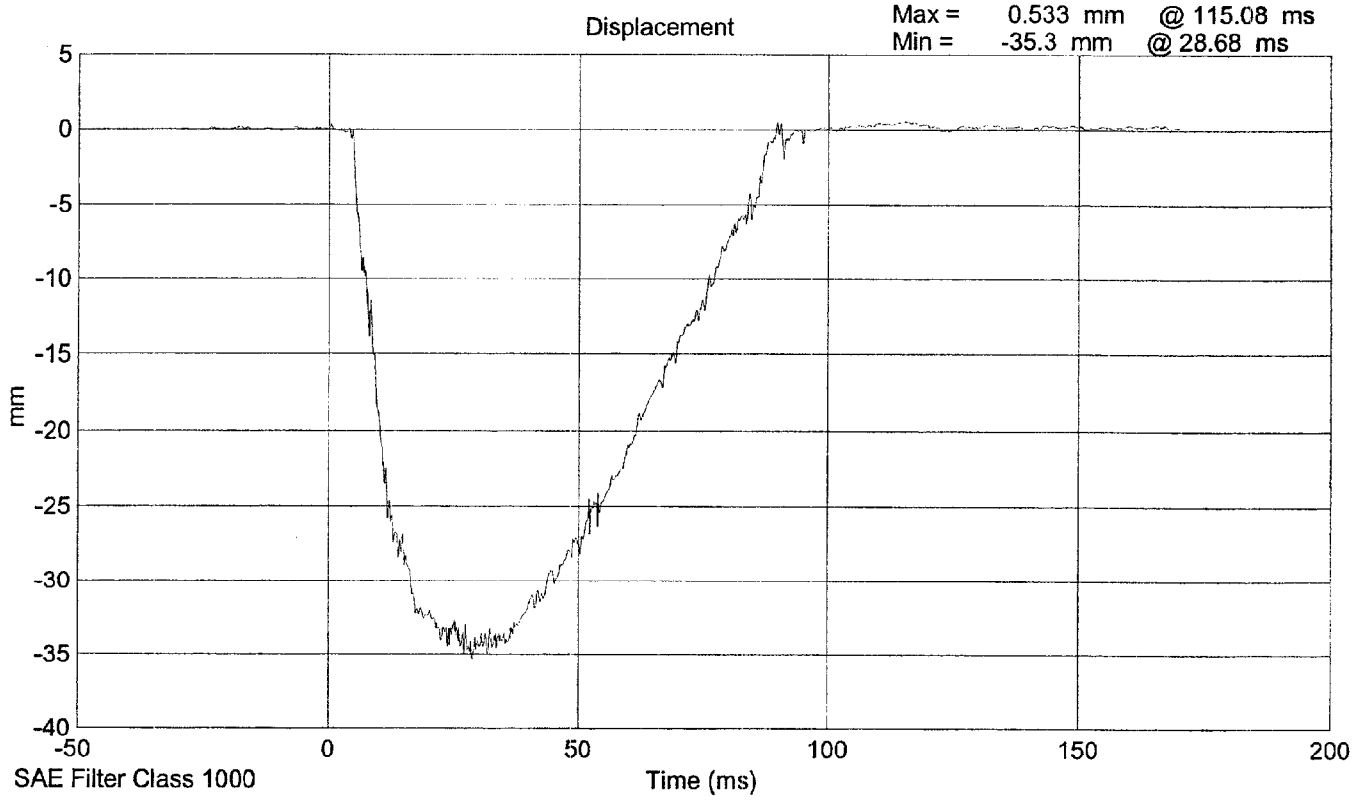
SID 268 Shock Absorber Impact Test @ 3.048 m/s



SID 268 Shock Absorber Impact Test @ 4.572 m/s



SID 268 Shock Absorber Impact Test @ 6.096 m/s



**LATERAL THORAX IMPACT TEST
PRE-TEST**

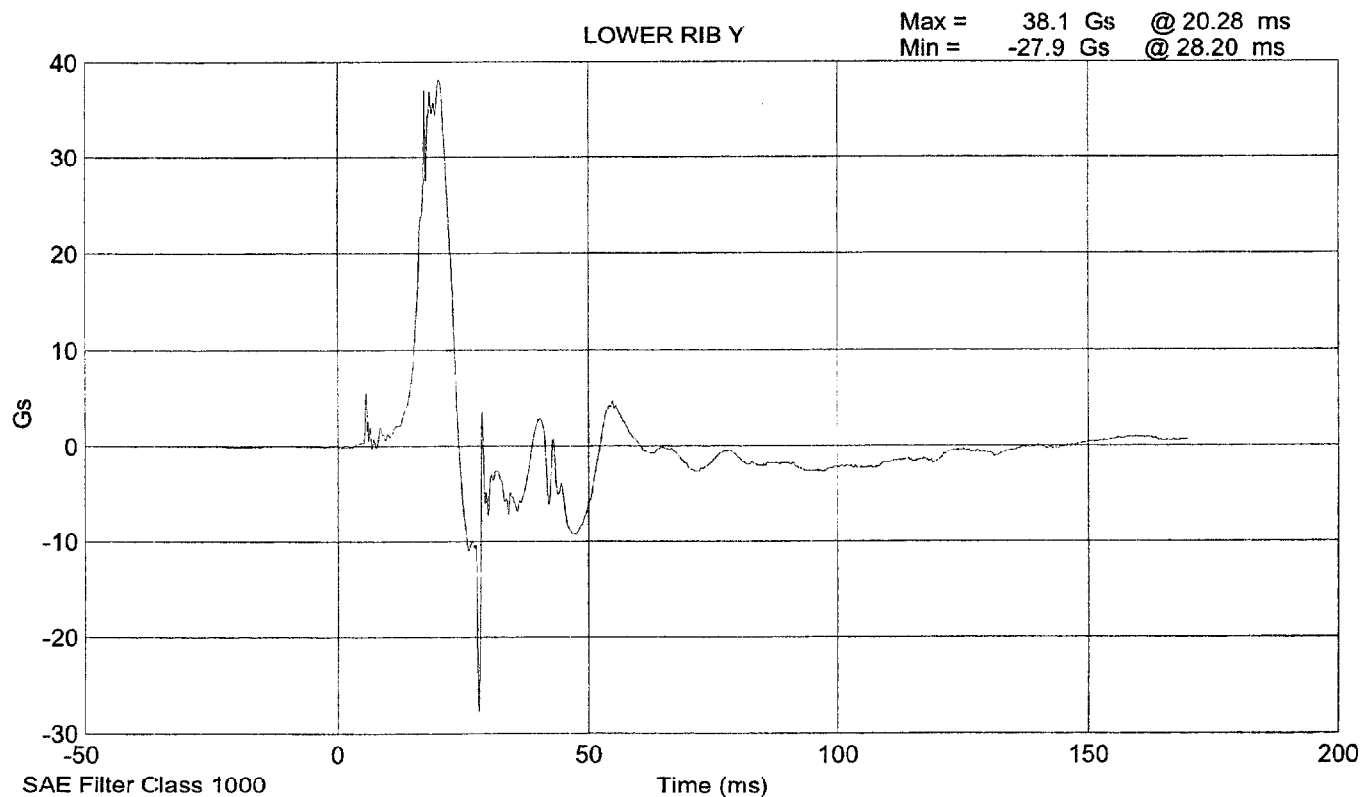
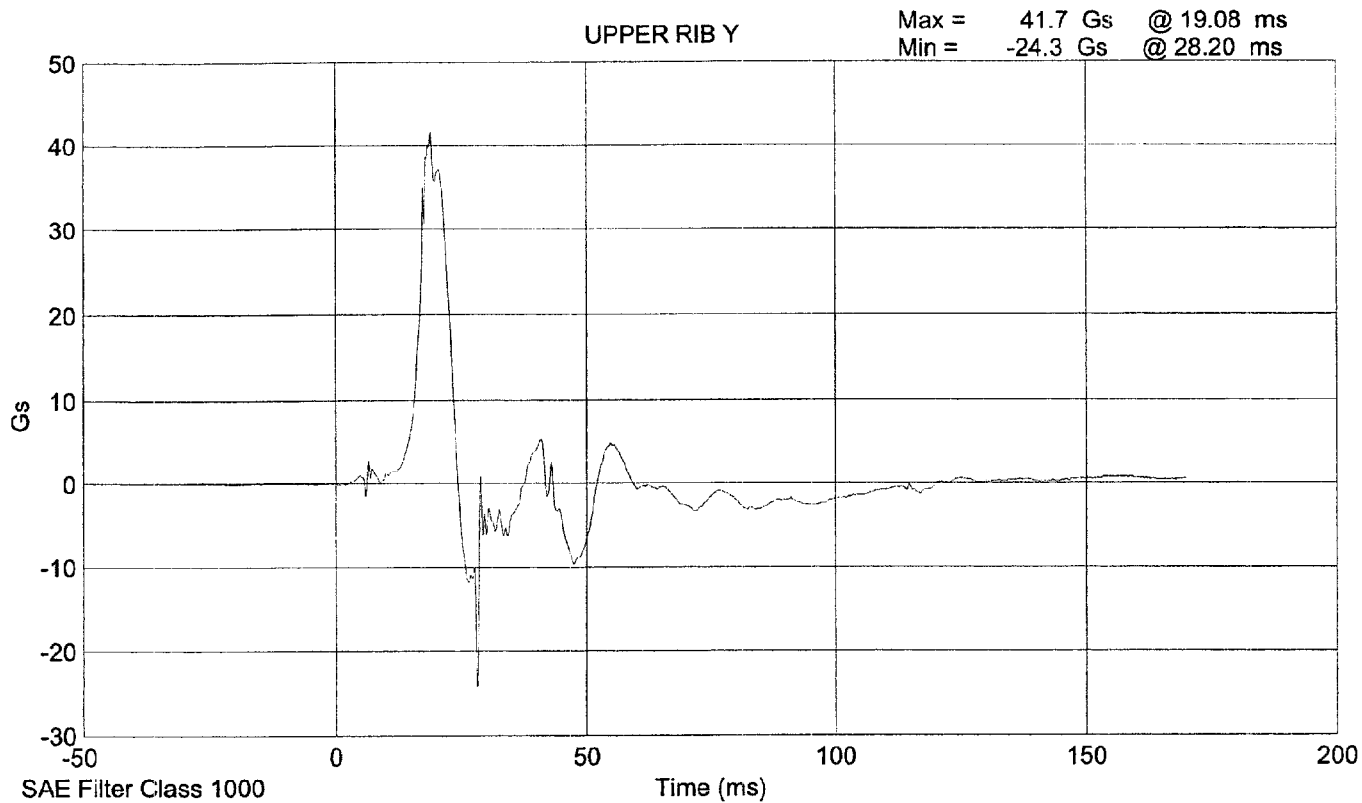
CONFIGURED FOR LEFT SIDE IMPACT

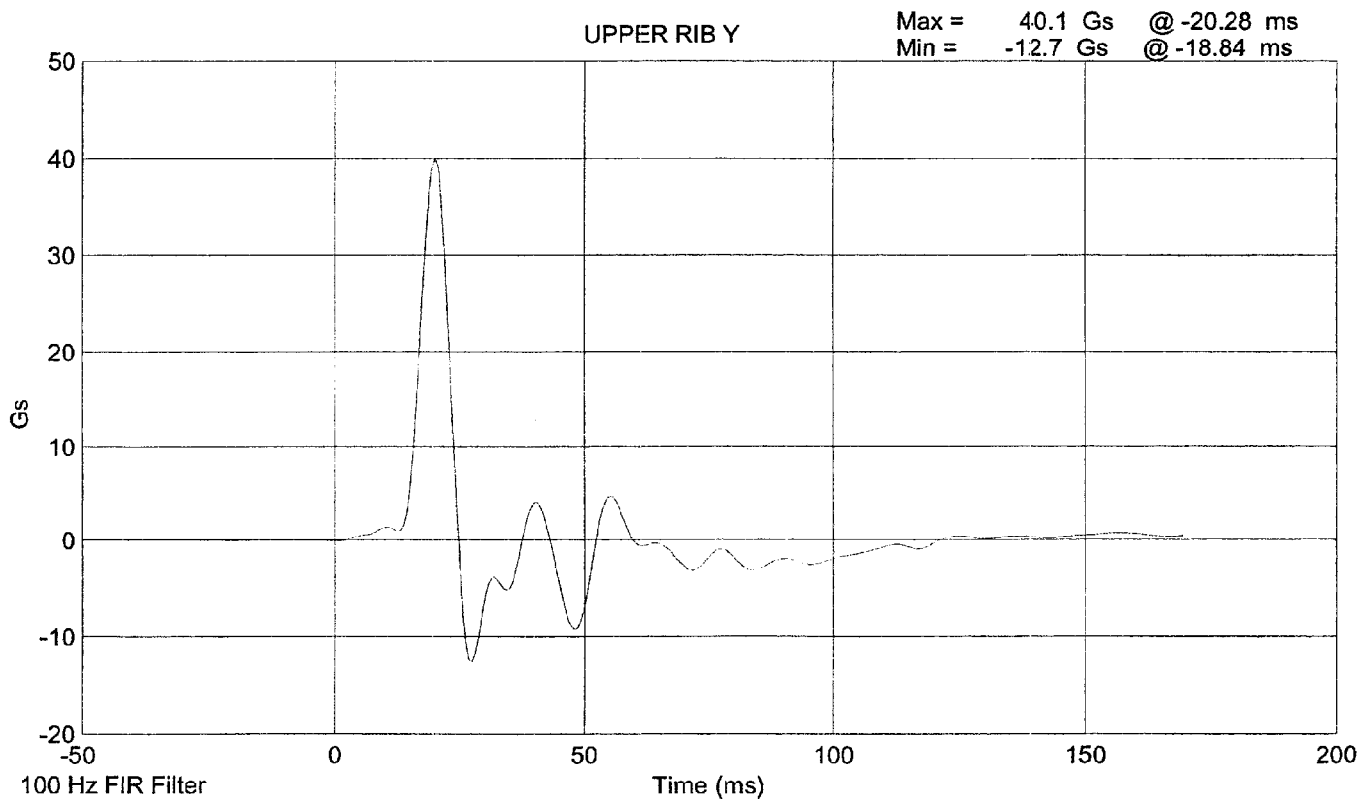
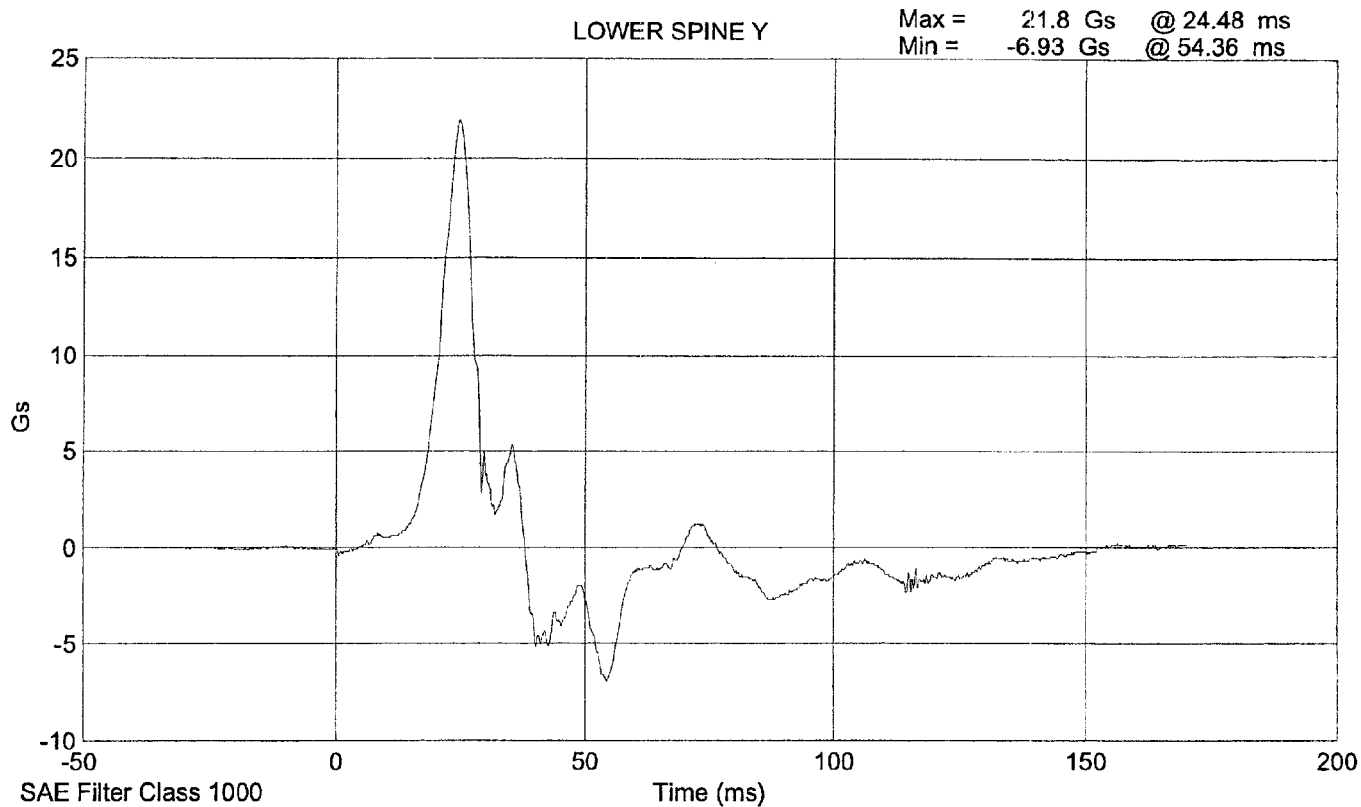
SID Serial No.: 268 Sequential Test Number: 1
Date: April 20, 2000 Laboratory Technician: B. Swiecicki

TEST PARAMETER	SPECIFICATION	TEST RESULTS
TEMPERATURE (°C)	18.9 - 25.5	21.1
RELATIVE HUMIDITY (%)	10 - 70	30
PROBE SPEED (m/s)	4.27 - 4.33	4.29
UPPER RIB (g's)	37 - 46	40.1
LOWER RIB (g's)	37 - 46	37.9
LOWER SPINE (g's)	15 - 22	21.0

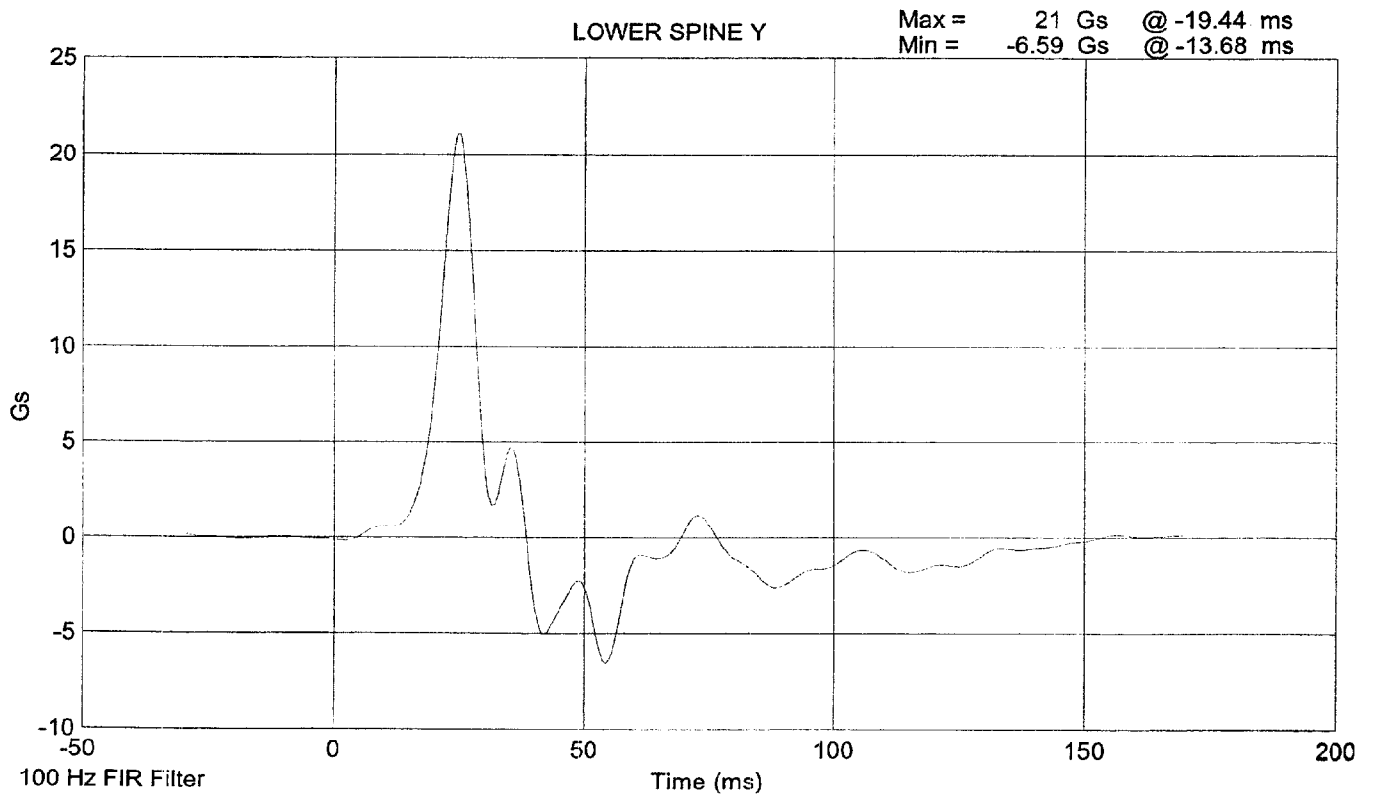
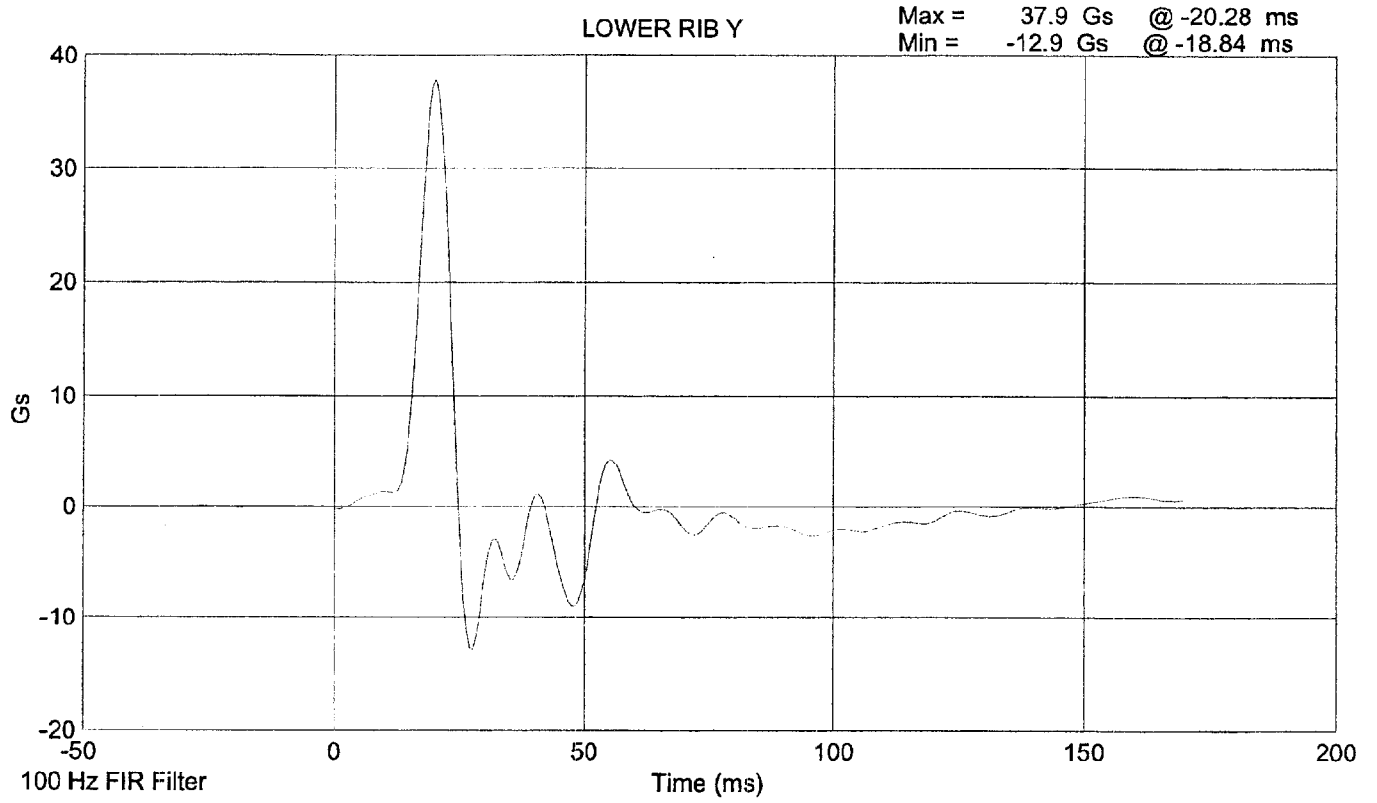
REMARKS: None

SID 268 Thorax Impact Test @ 4.2885 m/s





SID 268 Thorax Impact Test @ 4.2885 m/s



**LATERAL PELVIS IMPACT TEST
PRE-TEST**

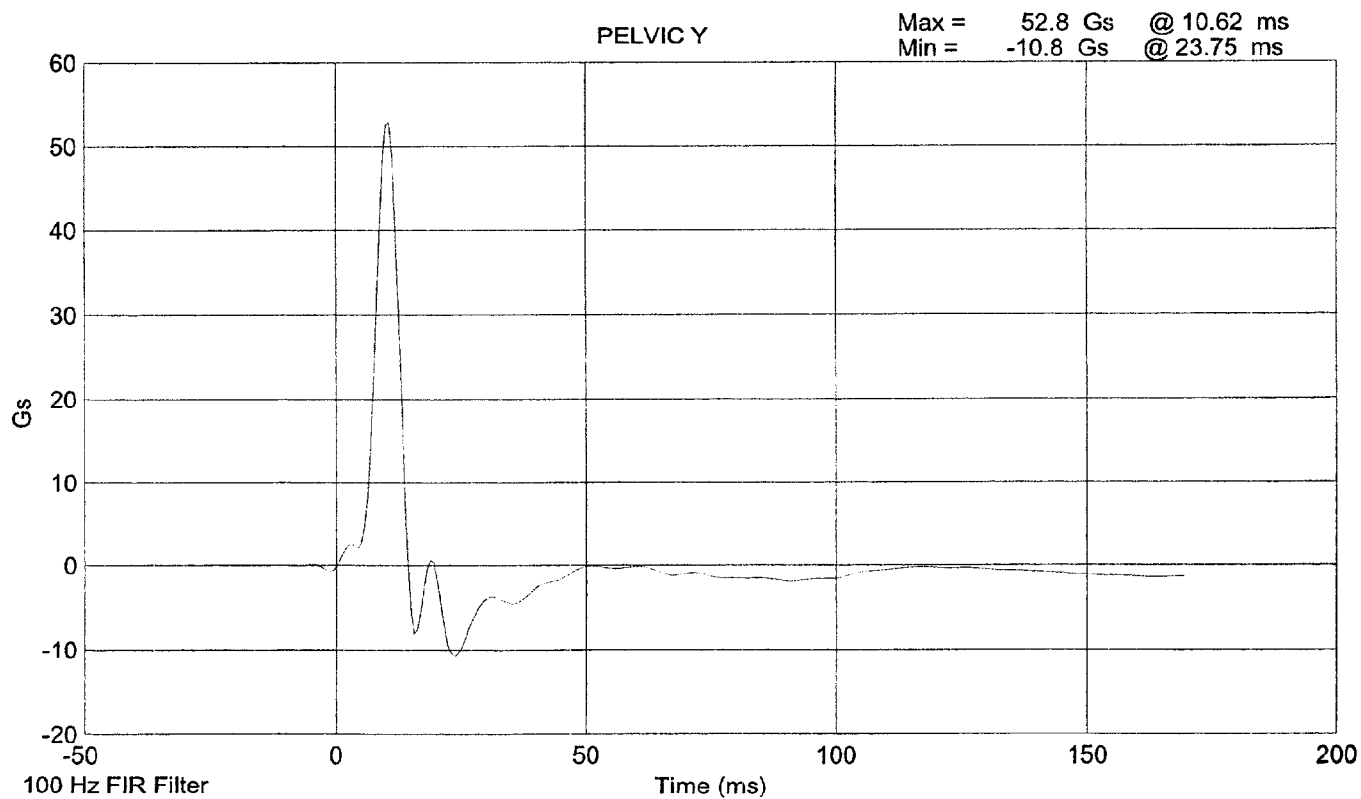
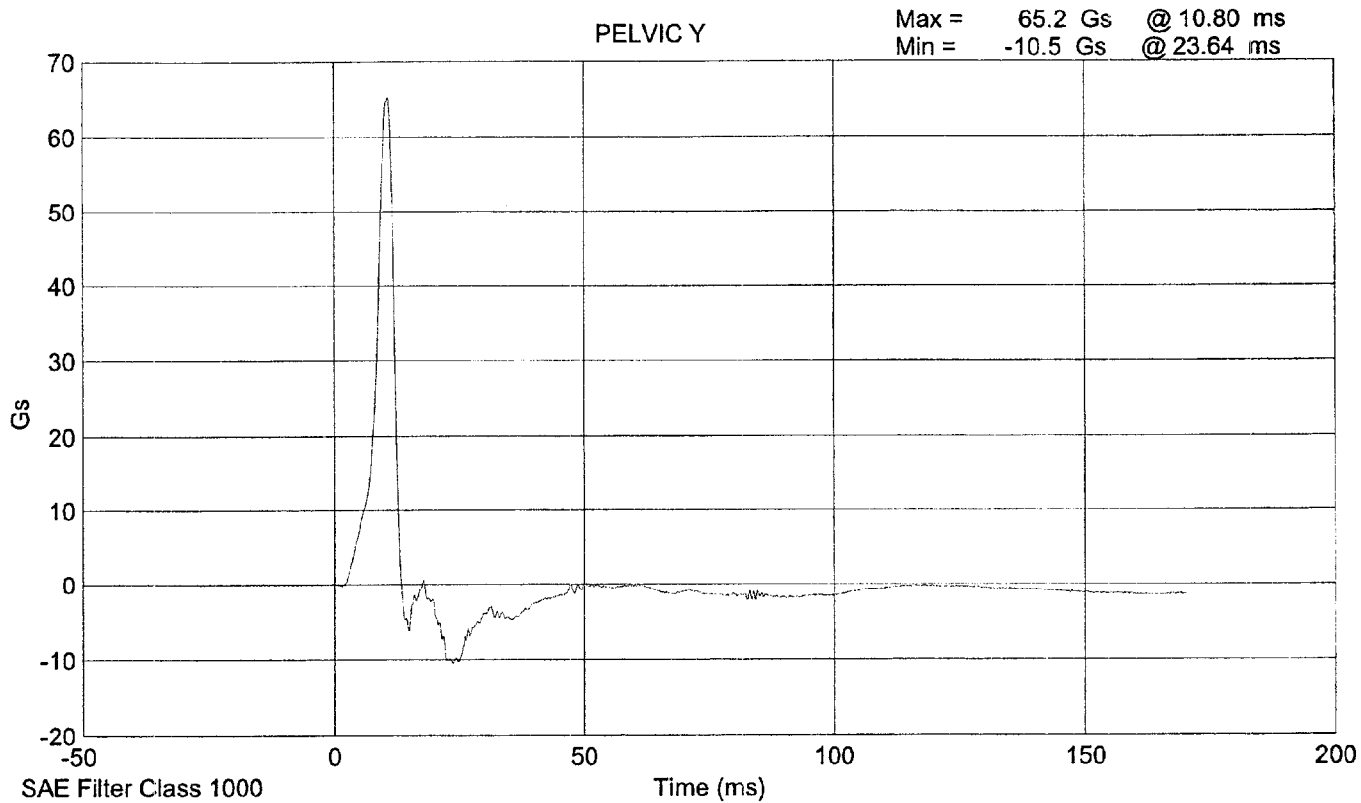
CONFIGURED FOR LEFT SIDE IMPACT

SID Serial No.: 268 Sequential Test Number: 1
Date: April 20, 2000 Laboratory Technician: B. Swiecicki

TEST PARAMETER	SPECIFICATION	TEST RESULTS
TEMPERATURE (°C)	18.9 - 25.5	21.1
RELATIVE HUMIDITY (%)	10 - 70	30
PROBE SPEED (m/s)	4.27 - 4.33	4.29
PELVIS ACCELERATION (g's)	40 - 60	52.8

REMARKS: None

SID 268 Pelvic Impact Test @ 4.2855 m/s



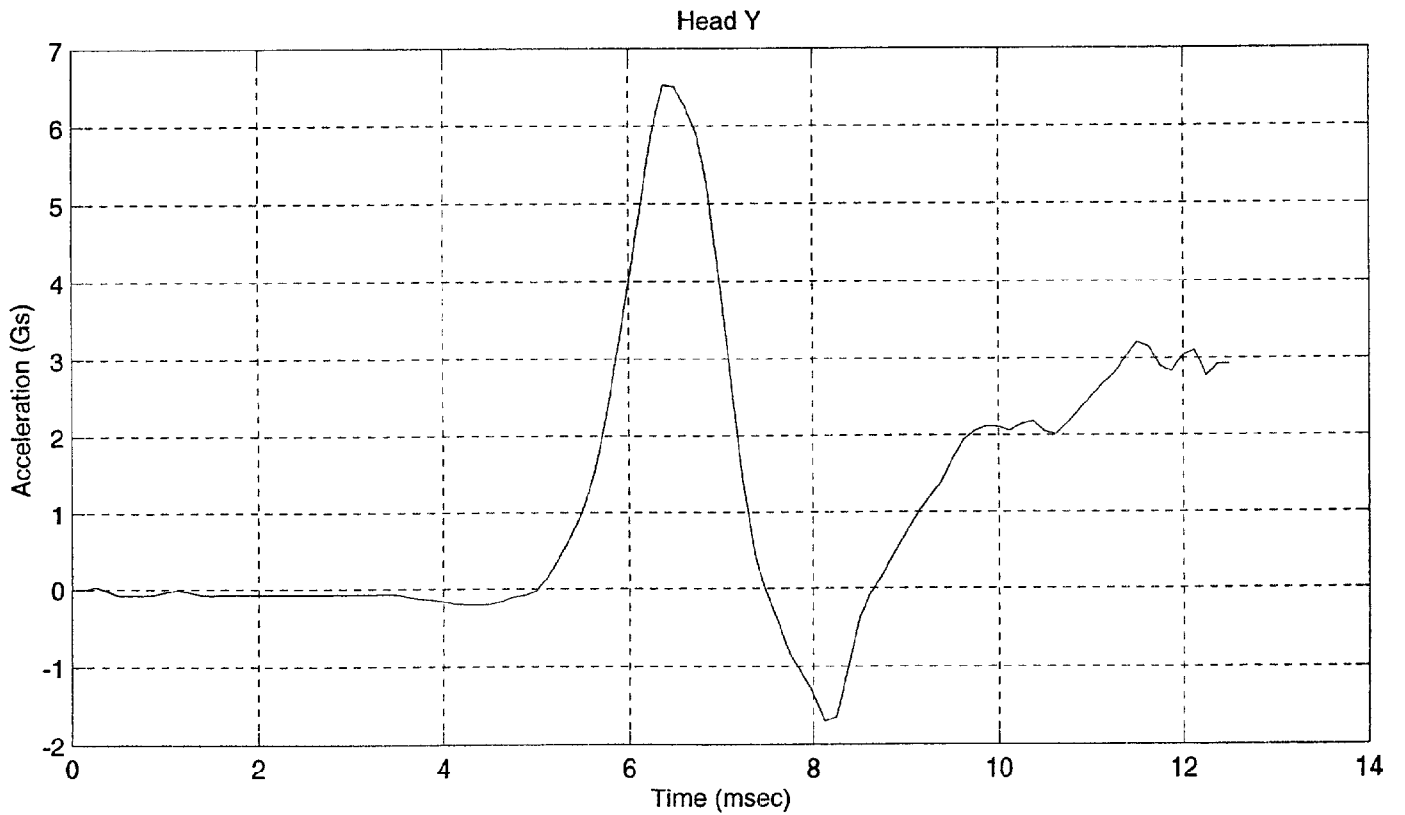
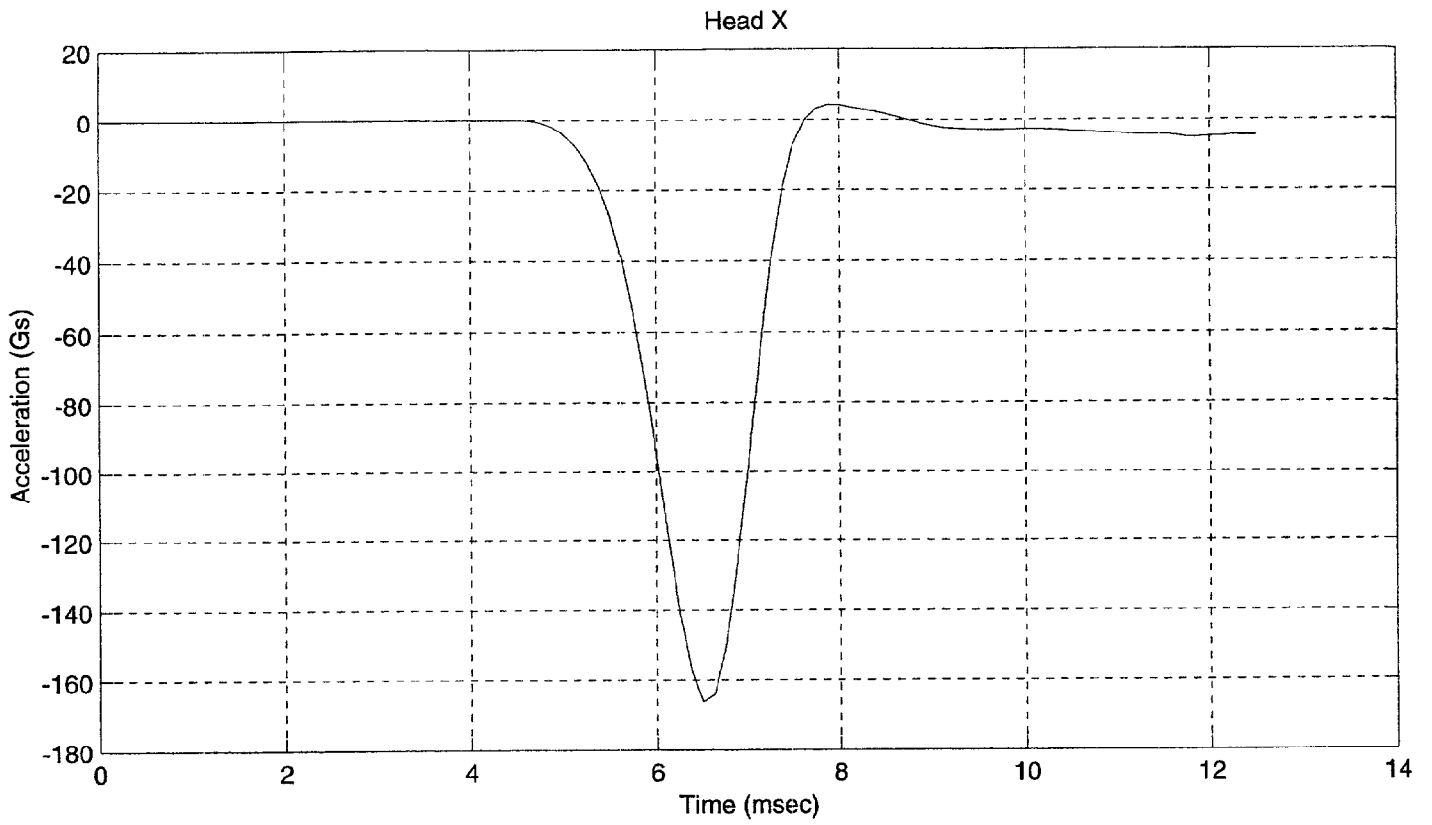
HEAD DROP TEST
PRE-TEST
 (Test not required for SID certification)

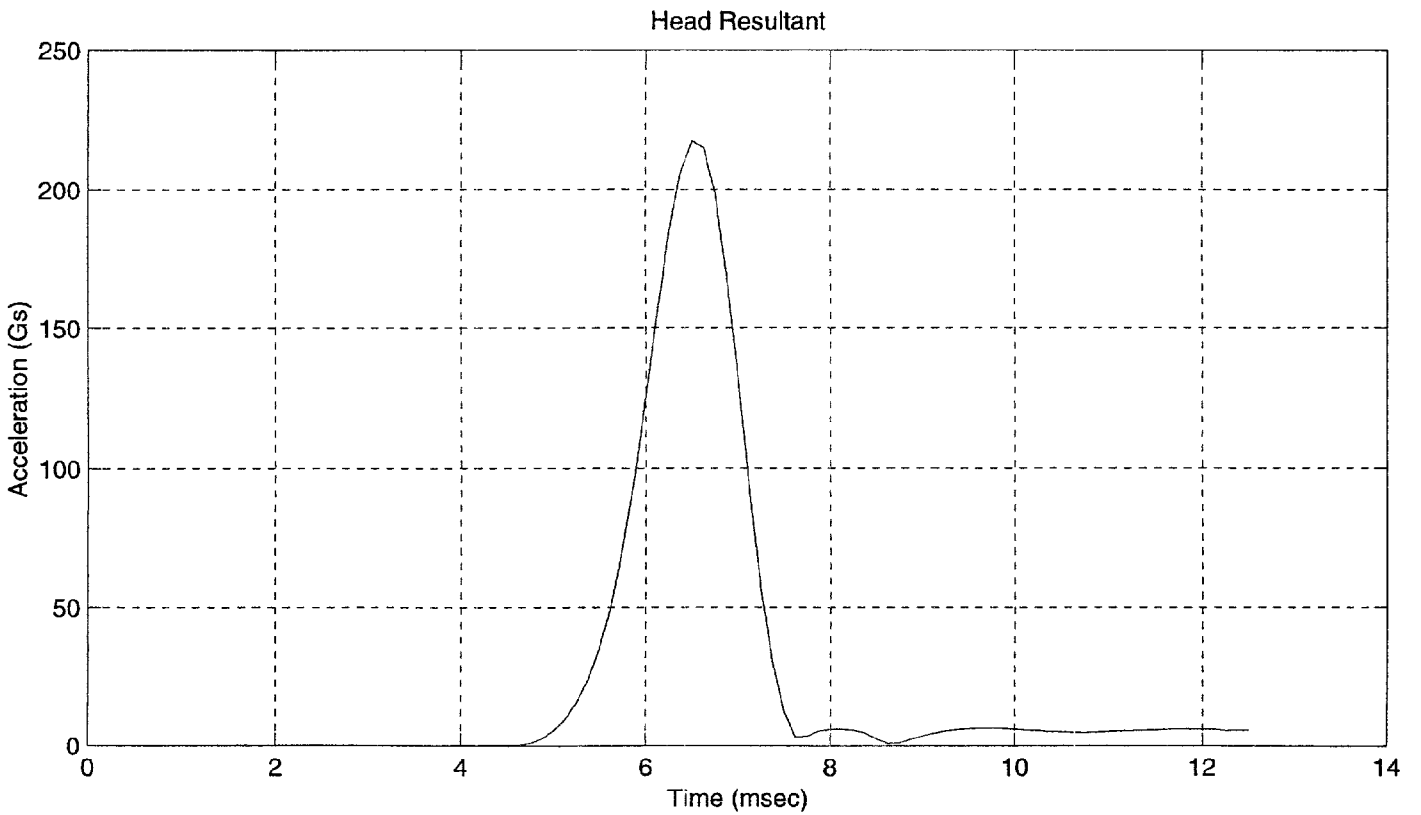
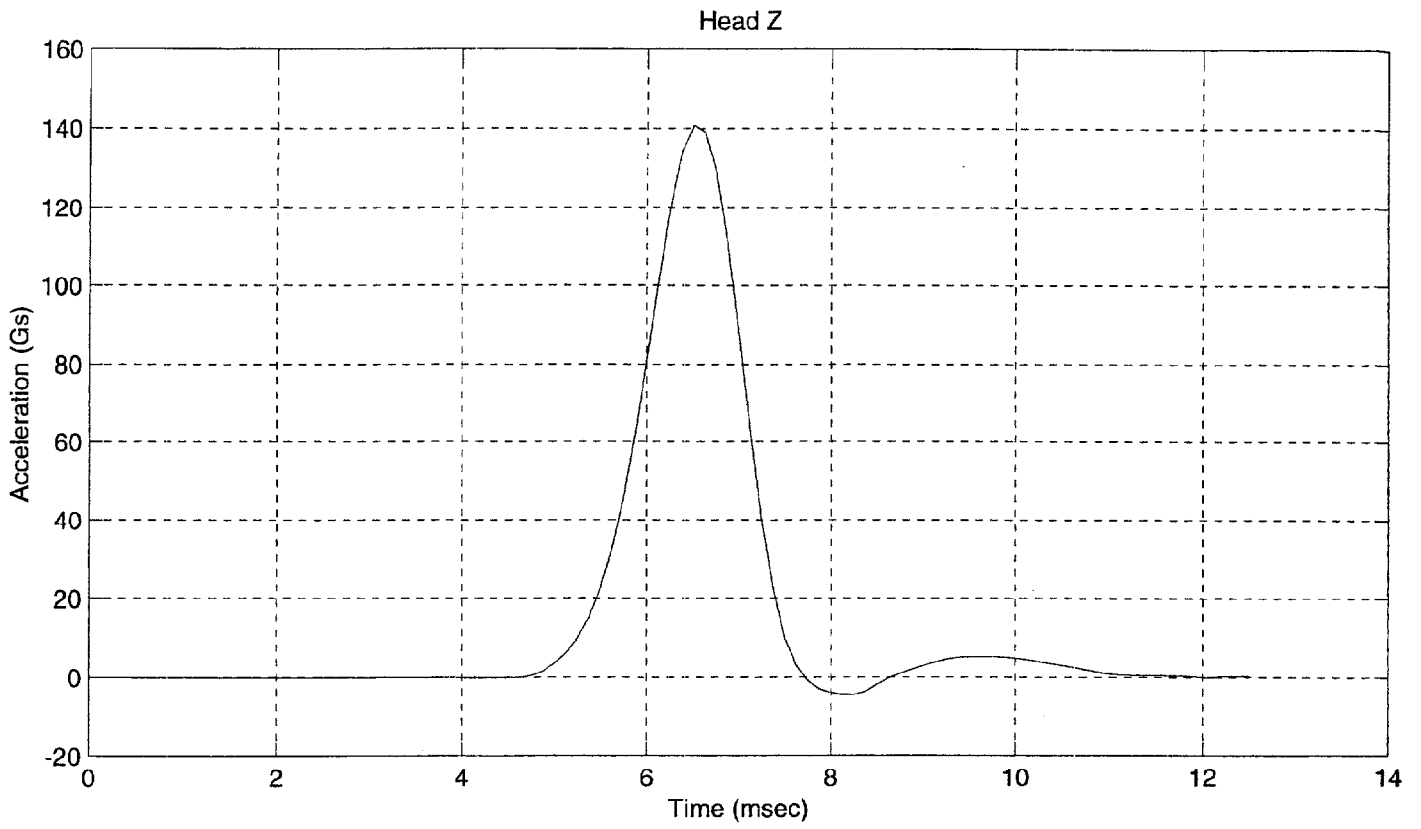
CONFIGURED FOR LEFT SIDE IMPACT

SID Serial No.: 268 Sequential Test Number: 1
 Date: April 19, 2000 Laboratory Technician: B. Swiecicki

TEST PARAMETER	SPECIFICATION	TEST RESULTS
TEMPERATURE (°C)	18.9 - 25.5	21.7
RELATIVE HUMIDITY (%)	10 - 70	32
PEAK RESULTANT ACCELERATION (Gs)	210 - 260	217.85
PEAK LATERAL ACCELERATION (Gs)	Not to Exceed 10	6.52
UNIMODAL CRITERIA ABOVE 100 Gs (ms)	0.9 - 1.5	1.25

REMARKS: None





ABDOMINAL COMPRESSION TEST

PRE-TEST

(Test not required for SID certification)

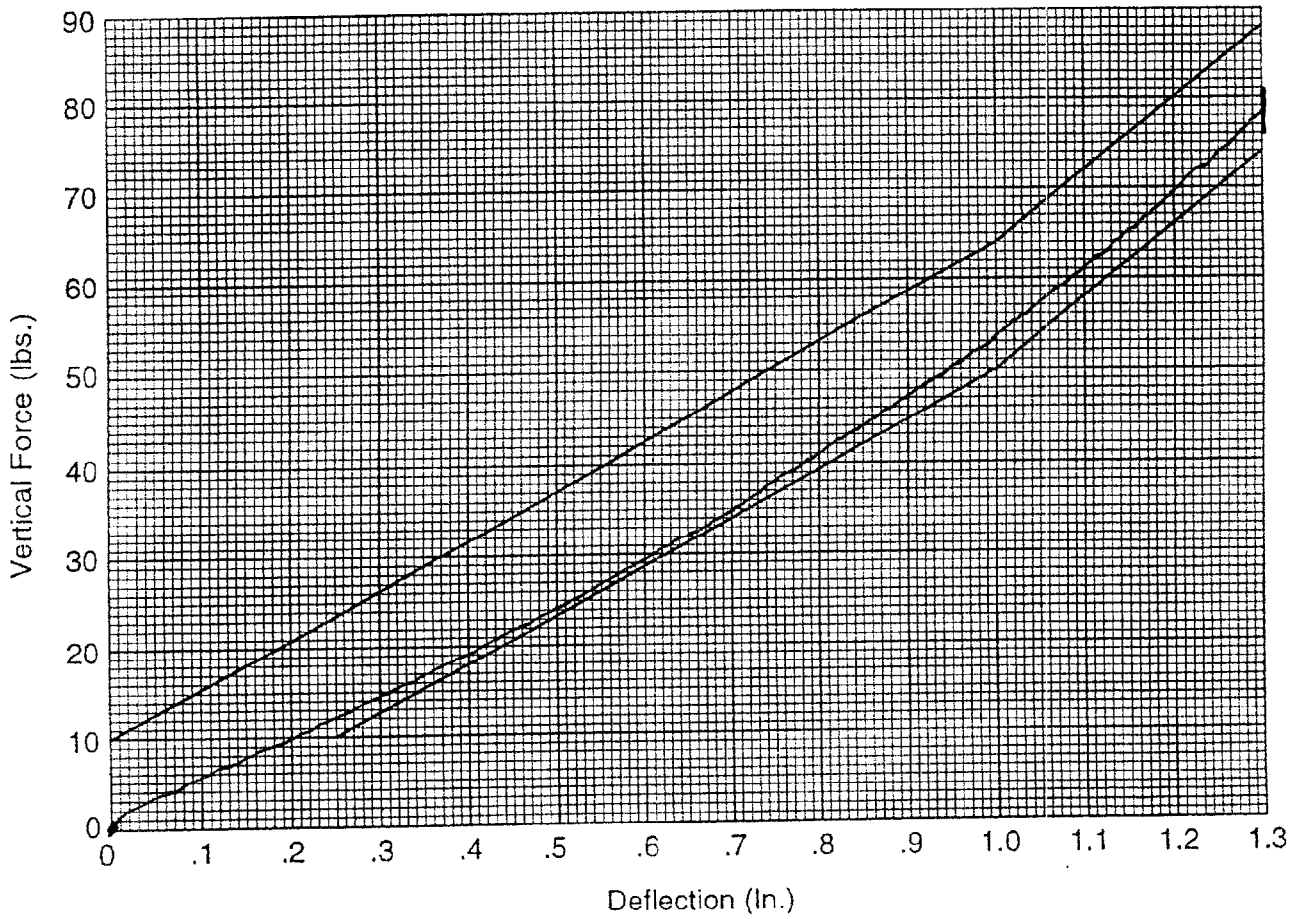
CONFIGURED FOR LEFT SIDE IMPACT

SID Serial No.: 268 Sequential Test Number: 1
Date: April 21, 2000 Laboratory Technician: B. Swiccicki

TEST PARAMETER	SPECIFICATION	TEST RESULTS
TEMPERATURE (°C)	18.9 - 25.5	21.7
RELATIVE HUMIDITY (%)	10 - 70	29
FORCE @ 13 mm (N)	104 - 162	107.6
FORCE @ 19 mm (N)	163 - 221	169.5
FORCE @ 25 mm (N)	222 - 280	238.4
FORCE @ 33 mm (N)	325 - 391	348.3

REMARKS: None

Dummy S/N 268
 W/A _____
 Date 4-21-2000
 Performed By [Signature]
 Temp. 71°
 Humidity 29%



Hybrid II
 Abdomen Static Press

LUMBAR FLEXION TEST
PRE-TEST
(Test not required for SID certification)

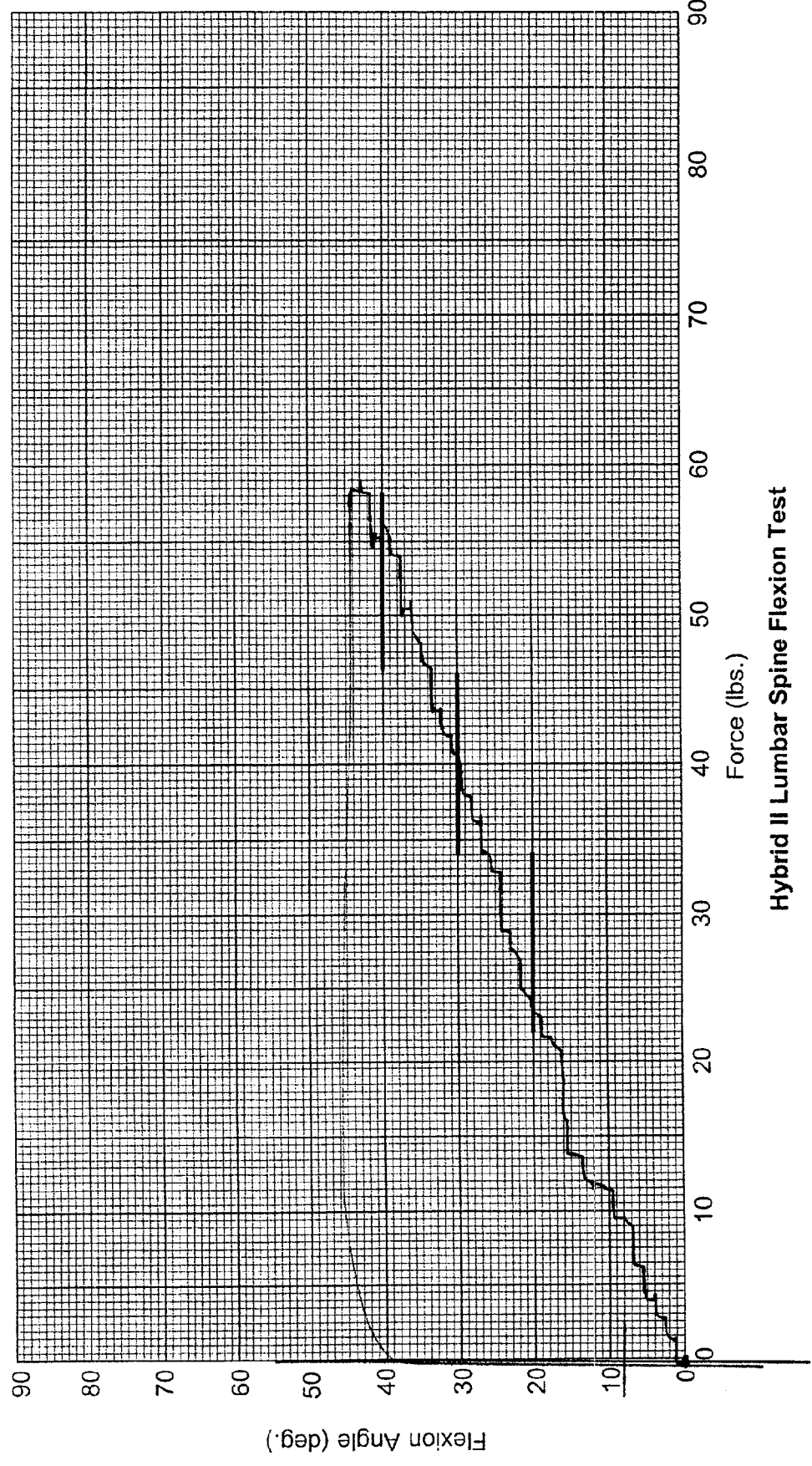
CONFIGURED FOR LEFT SIDE IMPACT

SID Serial No.: 268 Sequential Test Number: 1
Date: April 24, 2000 Laboratory Technician: B. Swiecicki

TEST PARAMETER	SPECIFICATION	TEST RESULTS
TEMPERATURE (°C)	18.9 - 25.5	21.7
RELATIVE HUMIDITY (%)	10 - 70	32
FORCE @ 0° (N)	0 - 26.7	0
FORCE @ 20° (N)	97.8 - 151.2	104.5
FORCE @ 30° (N)	151.2 - 204.6	180.6
FORCE @ 40° (N)	204.6 - 258	250.0
RETURN ANGLE	12° max.	8.0°

REMARKS: None

Dummy S/N 268
 W/A _____
 Date 4-24-2000
 Performed By [Signature]
 Temp. 71°
 Humidity 32%



Hybrid II Lumbar Spine Flexion Test

PRE-TEST DUMMY INSPECTION LIST

CONFIGURED FOR LEFT SIDE IMPACT

SID Serial No.: 268 Sequential Test Number: 1
 Date: April 26, 2000 Laboratory Technician: B. Swiecicki

PART	ITEMS CHECKED	COMMENTS
SKIN	VISUAL INSPECTION	OK
HEAD	VISUAL, BALLAST, ACCELEROMETER MOUNT	OK
NECK	VISUAL, CABLE TORQUE	OK
SPINE BOX	VISUAL, BALLAST, WELDMENT, ACCELEROMETER MOUNT	OK
RIB CAGE	VISUAL, MEASURE, STIFFENERS	OK
STERNUM	VISUAL	OK
LUMBAR SPINE	VISUAL	OK
ABDOMEN	VISUAL	OK
PELVIS	VISUAL, PALPATE, ACCELEROMETER MOUNT	OK
UPPER LEGS	VISUAL	OK
KNEES	VISUAL, STOPS, INSERTS	OK
LOWER LEGS	VISUAL, RANGE OF MOTION	OK
ANKLES	VISUAL, RANGE OF MOTION	OK
FEET	VISUAL, RANGE OF MOTION	OK
JOINTS	1 TO 2 g RANGE	OK
OTHER	NONE	-

REMARKS: None

**CALIBRATION TEST RESULTS
POST TEST**

SID NO.: 027

CONFIGURED FOR LEFT SIDE IMPACT

**CALIBRATION TEST RESULTS SUMMARY
POST TEST**

CONFIGURED FOR LEFT SIDE IMPACT

SID Serial No.: 027

Sequential Test Number: 1

Date: July 25, 2000

Laboratory Technician: B. Swiecicki

TEST	COMMENTS
EXTERNAL DIMENSIONS	Passed all requirements.
LATERAL THORAX IMPACT TEST	Passed all requirements.
LATERAL PELVIS IMPACT TEST	Passed all requirements.
HEAD DROP TEST*	Passed all requirements.
ABDOMINAL COMPRESSION TEST*	Passed all requirements.
LUMBAR FLEXION TEST*	Passed all requirements.

* Test not required for SID certification.

REMARKS: None

**EXTERNAL DIMENSIONS
POST TEST**

CONFIGURED FOR LEFT SIDE IMPACT

SID Serial No.: 027 Sequential Test Number: 1
Date: July 25, 2000 Laboratory Technician: B. Swiecicki

TEST PARAMETER	SPECIFICATION	TEST RESULTS
SH- Seated Height (mm)	889 - 909	907
RH- Rib Height (mm)	502 - 520	518
HP- Hip Pivot Height (mm)	99 ref.	99
RD- Rib from Back Line (mm)	229 - 241	236
KH- Knee Pivot from Back Line (mm)	511 - 526	518
KV- Knee Pivot to Floor (mm)	490 - 505	493
HW- Hip Width (mm)	356 - 391	371

REMARKS: None

**LATERAL THORAX IMPACT TEST
POST TEST**

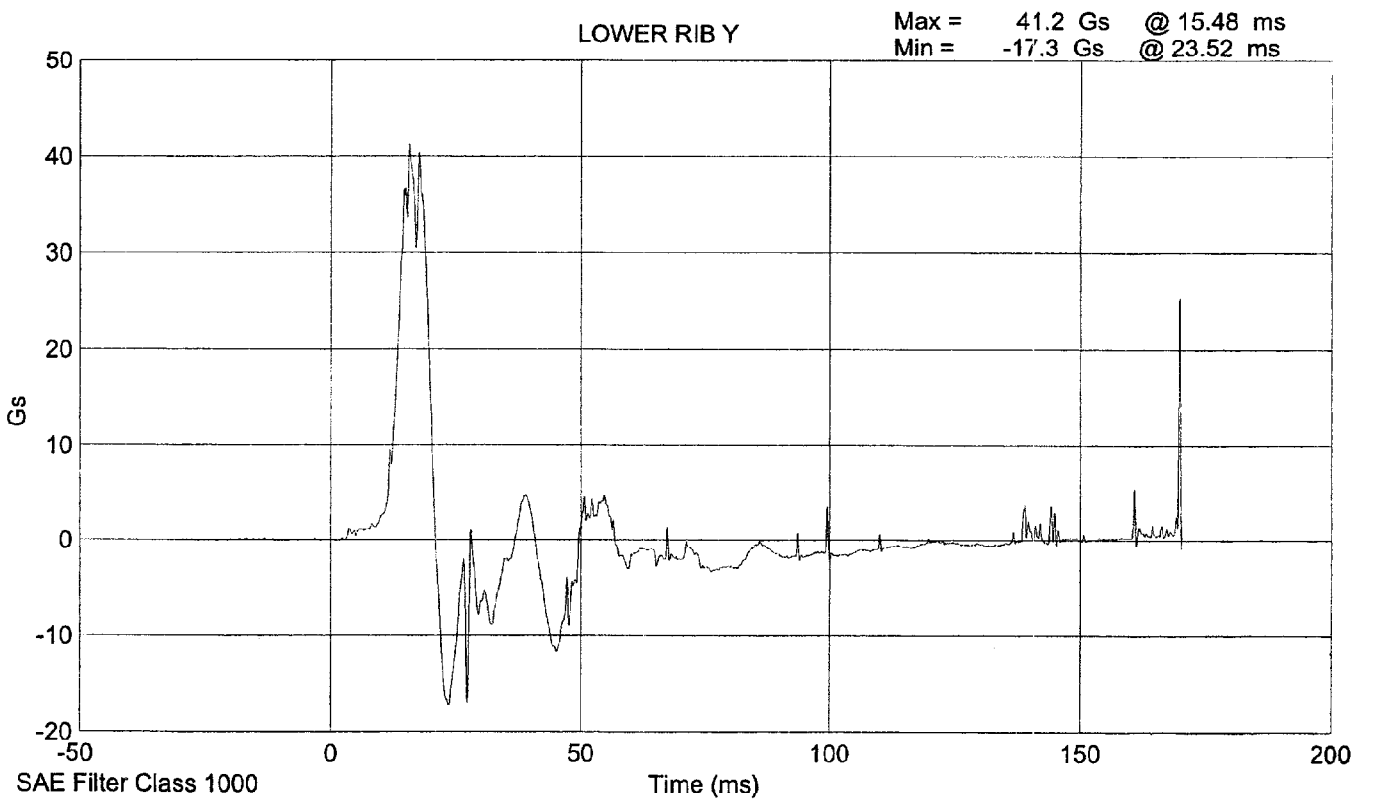
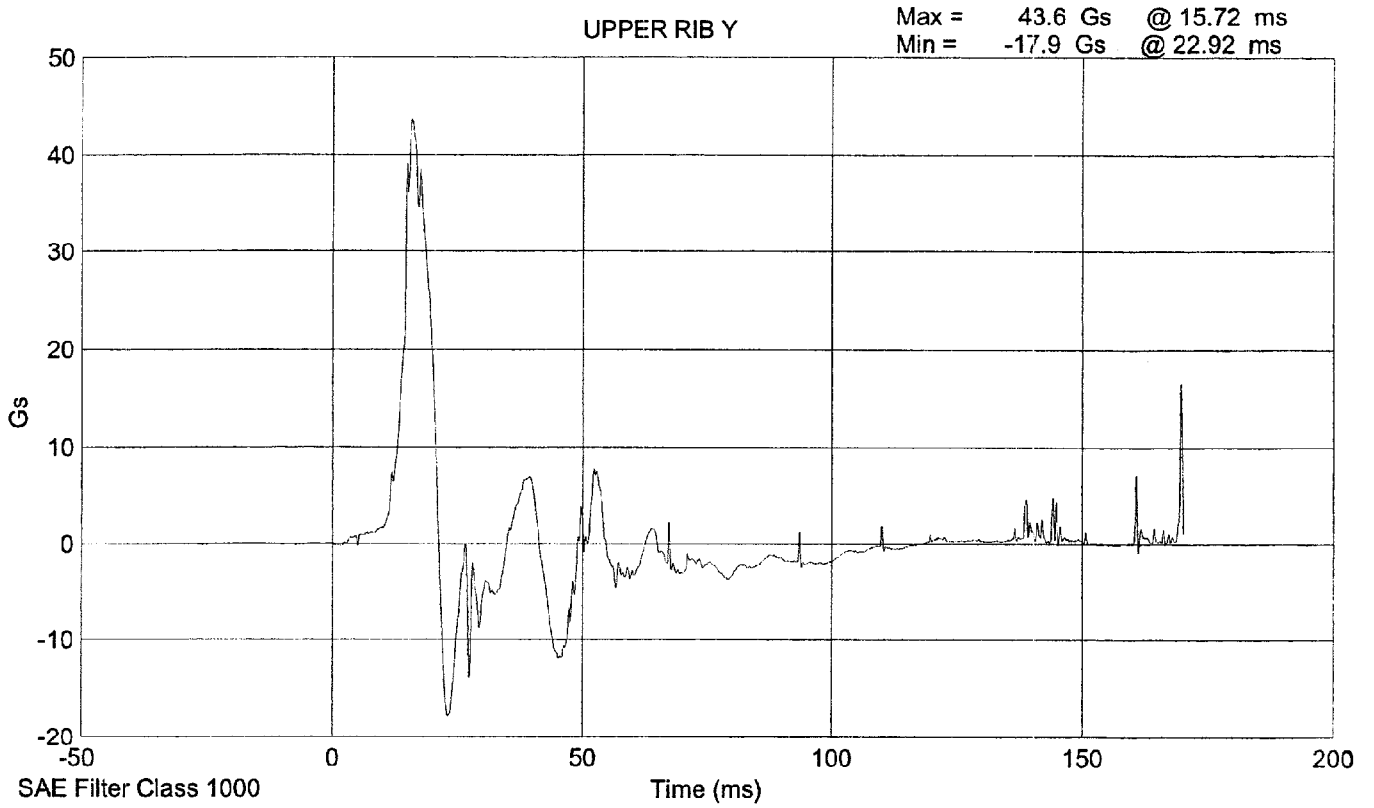
CONFIGURED FOR LEFT SIDE IMPACT

SID Serial No.: 027 Sequential Test Number: 1
Date: July 24, 2000 Laboratory Technician: B. Swiecicki

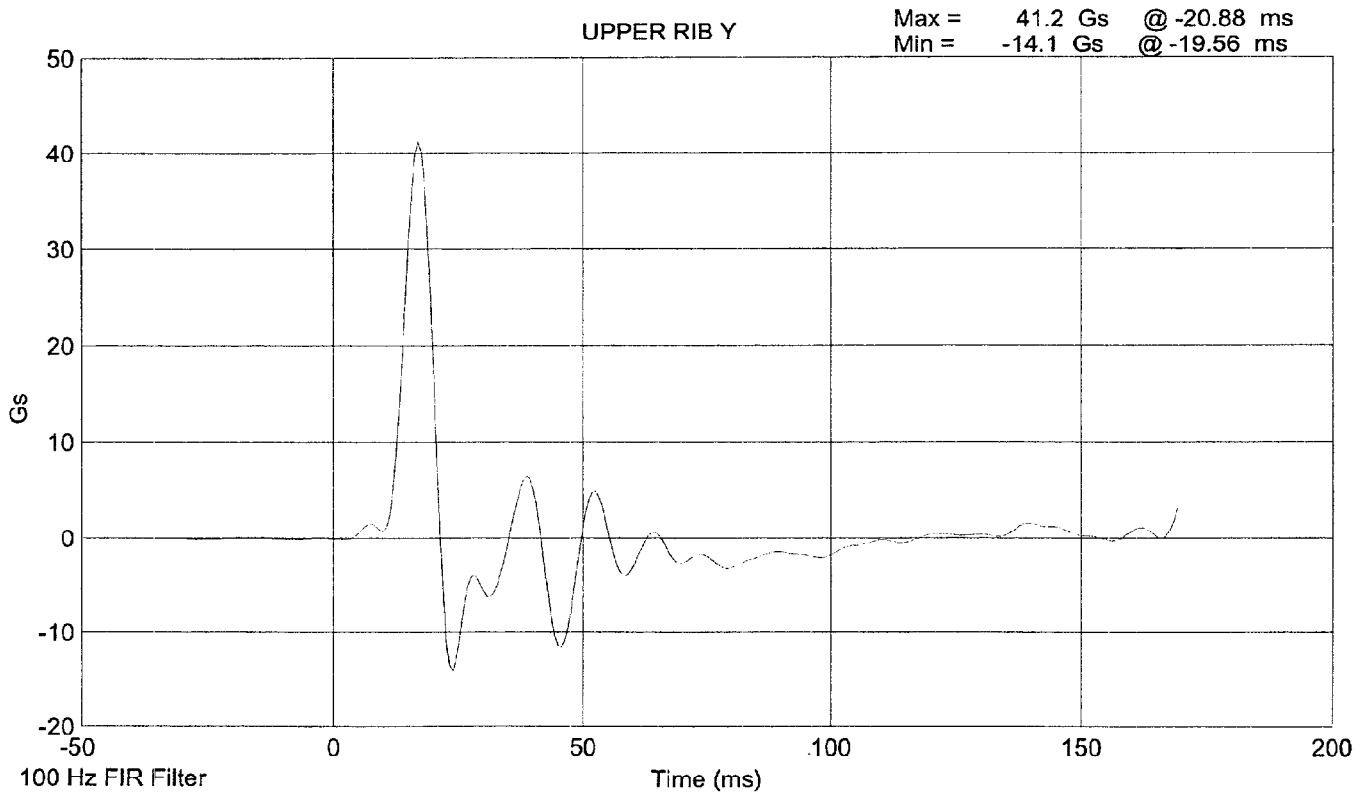
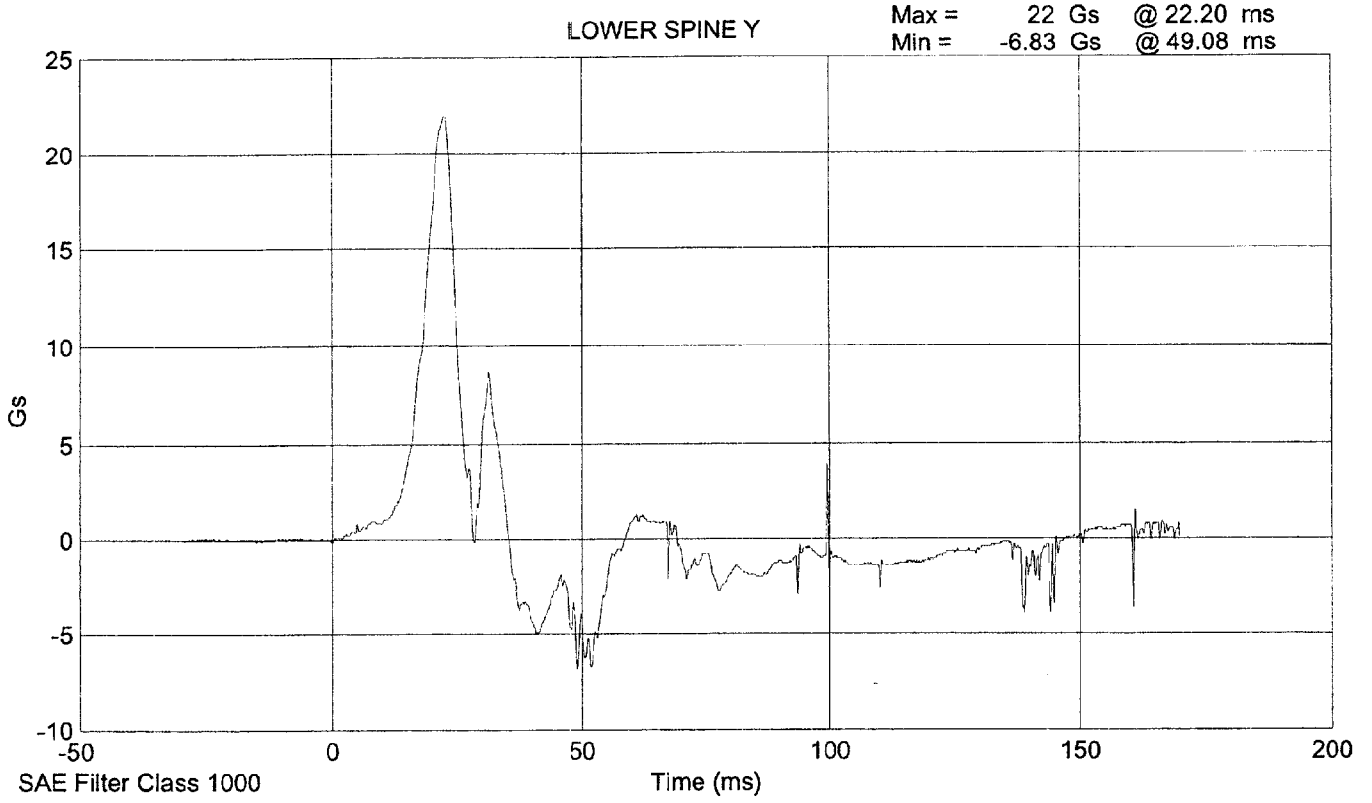
TEST PARAMETER	SPECIFICATION	TEST RESULTS
TEMPERATURE (°C)	18.9 - 25.5	21.7
RELATIVE HUMIDITY (%)	10 - 70	31
PROBE SPEED (m/s)	4.27 - 4.33	4.28
UPPER RIB (g's)	37 - 46	41.2
LOWER RIB (g's)	37 - 46	40.2
LOWER SPINE (g's)	15 - 22	21.4

REMARKS: None

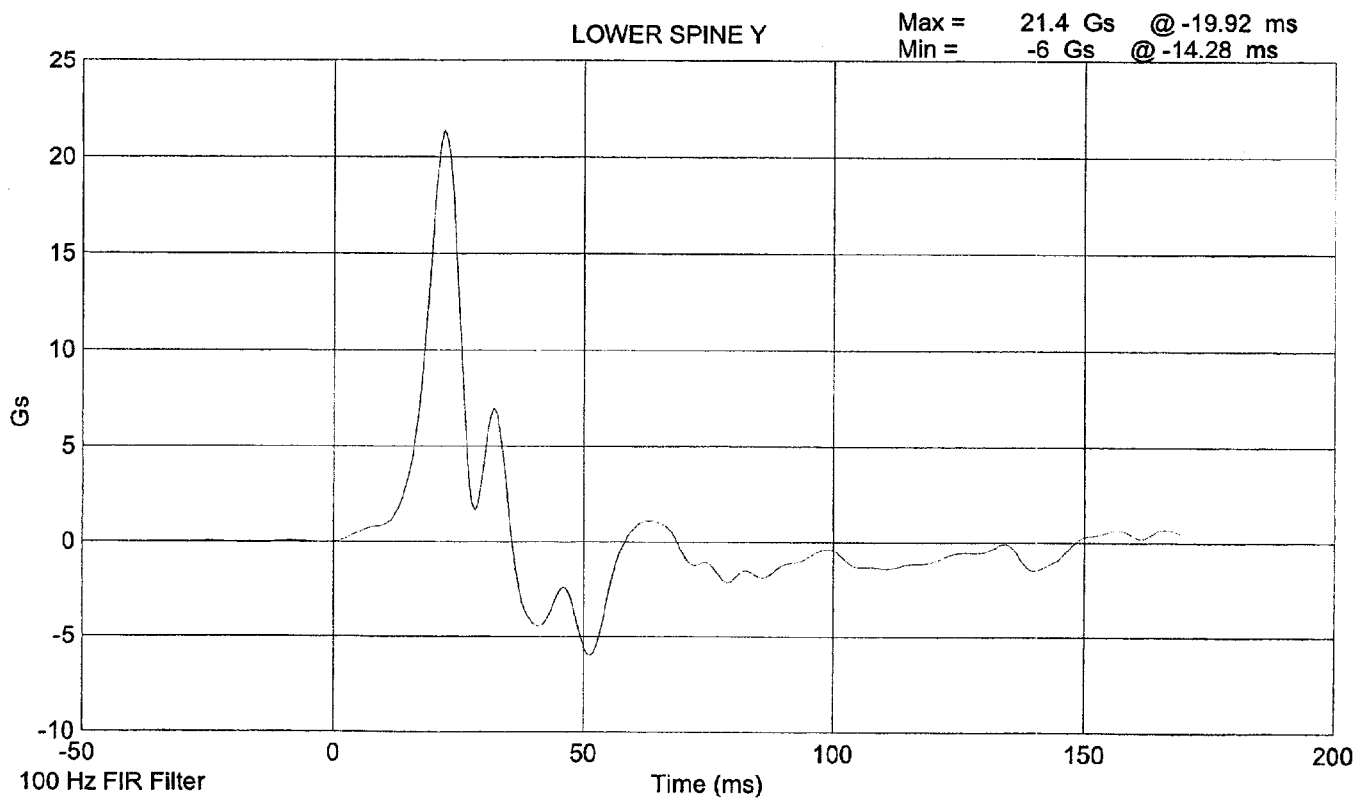
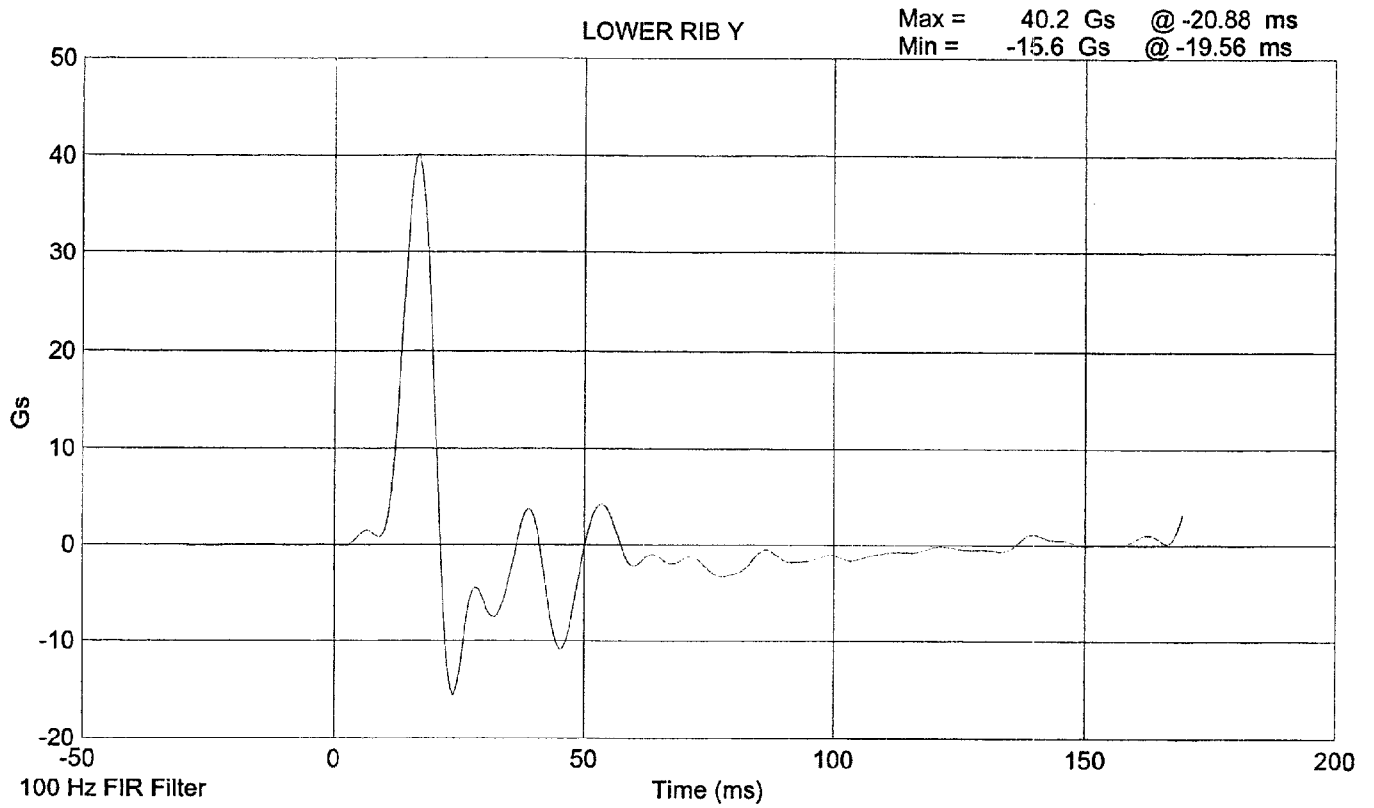
SID 027 Thorax Impact Test @ 4.2794 m/s



SID 027 Thorax Impact Test @ 4.2794 m/s



SID 027 Thorax Impact Test @ 4.2794 m/s



**LATERAL PELVIS IMPACT TEST
POST TEST**

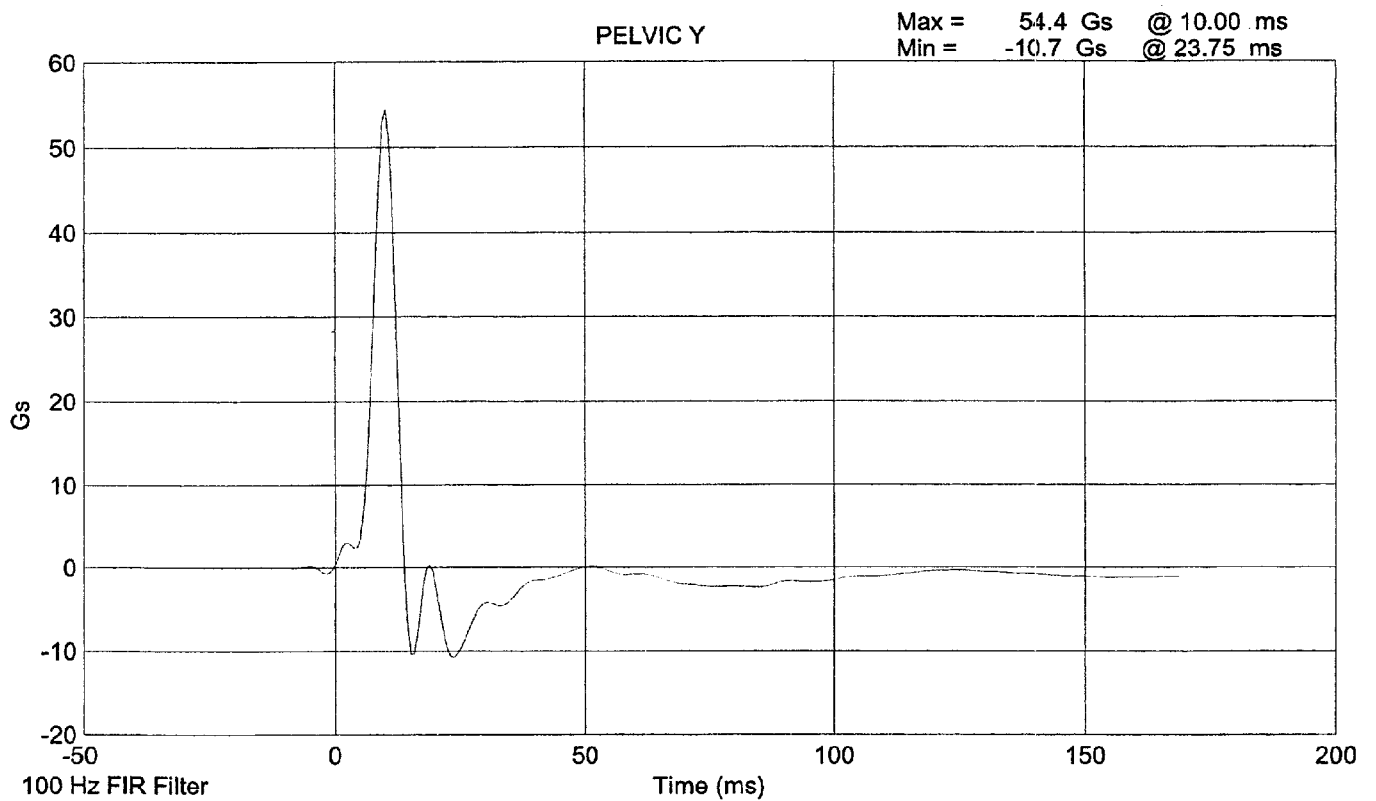
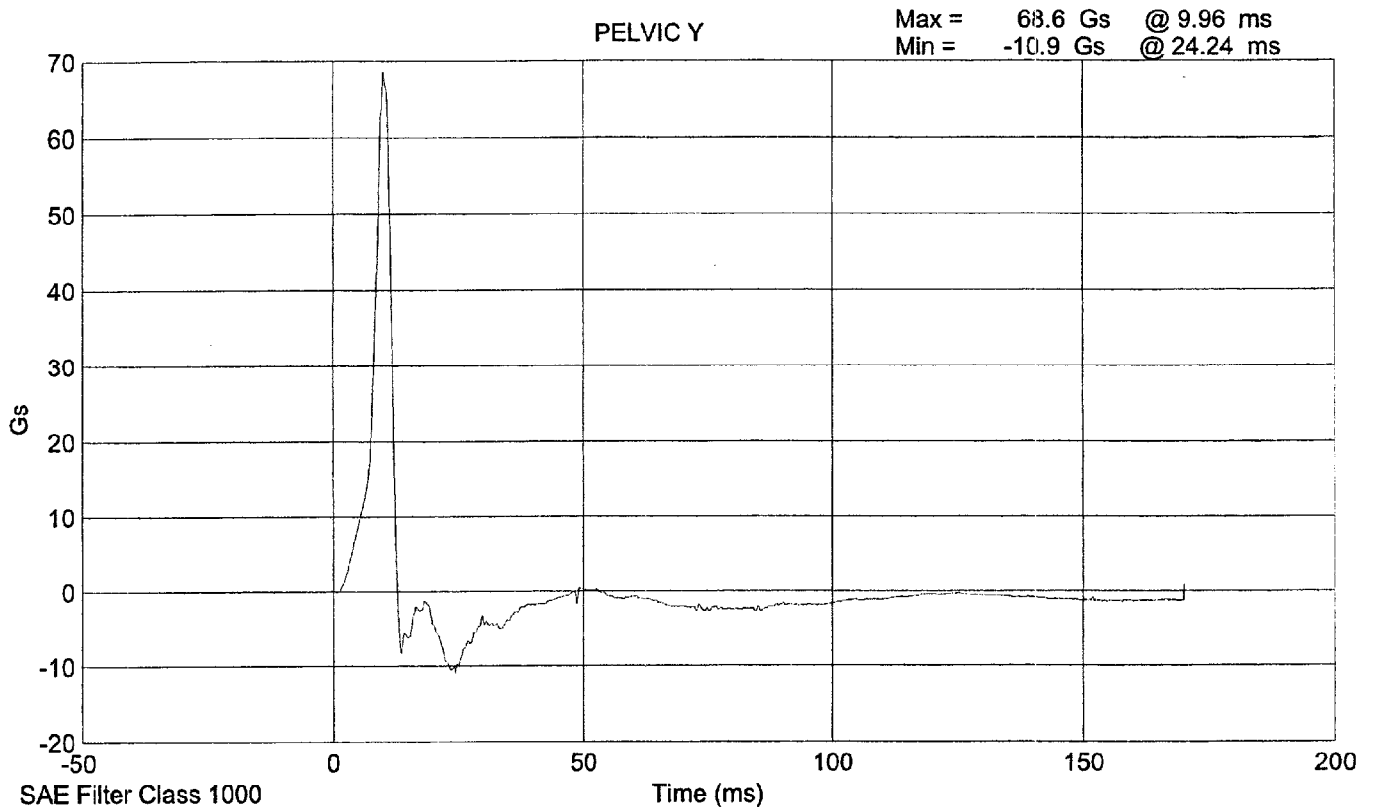
CONFIGURED FOR LEFT SIDE IMPACT

SID Serial No.: 027 Sequential Test Number: 1
Date: July 24, 2000 Laboratory Technician: B. Swiecicki

TEST PARAMETER	SPECIFICATION	TEST RESULTS
TEMPERATURE (°C)	18.9 - 25.5	21.7
RELATIVE HUMIDITY (%)	10 - 70	31
PROBE SPEED (m/s)	4.27 - 4.33	4.30
PELVIS ACCELERATION (g's)	40 - 60	54.4

REMARKS: None

SID 027 Pelvic Impact Test @ 4.3007 m/s



**HEAD DROP TEST
POST-TEST**
(Test not required for SID certification)

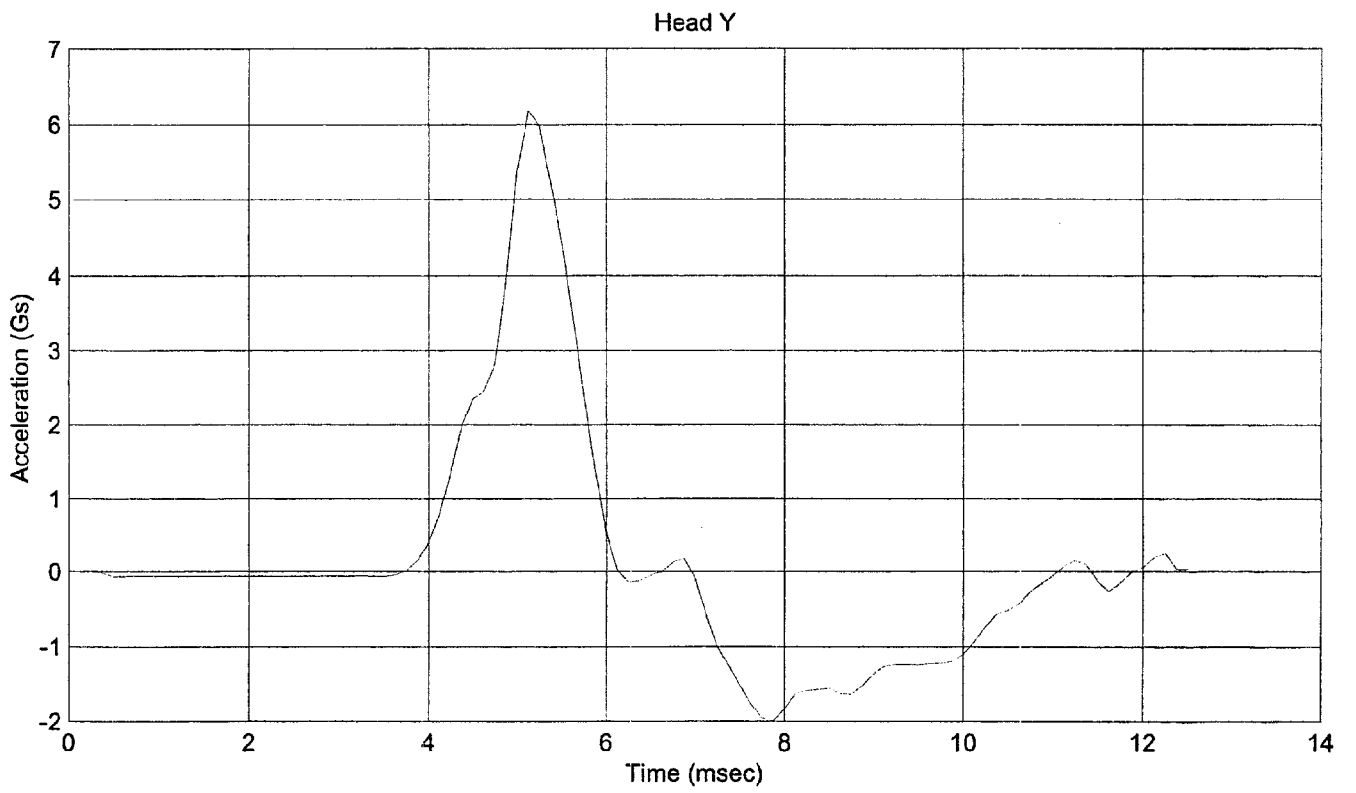
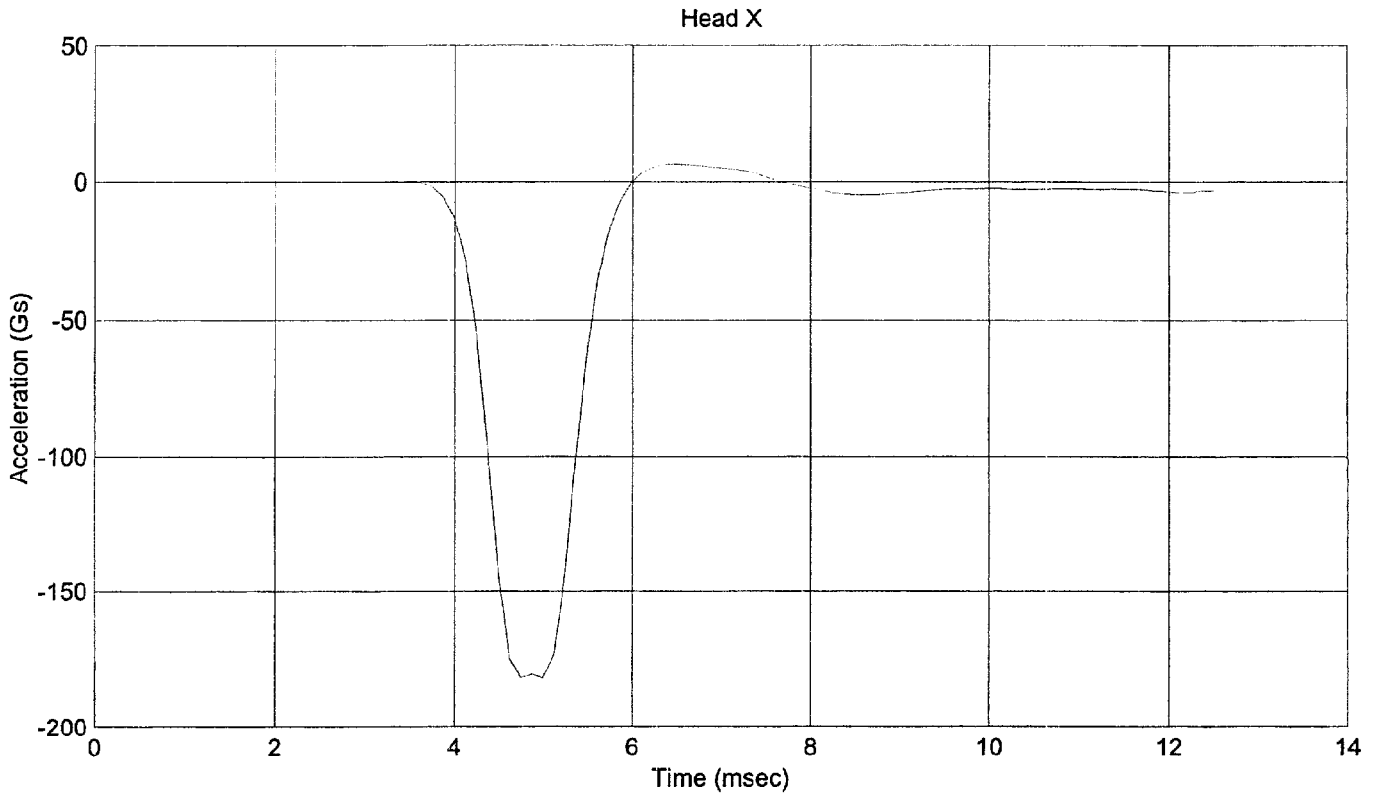
CONFIGURED FOR LEFT SIDE IMPACT

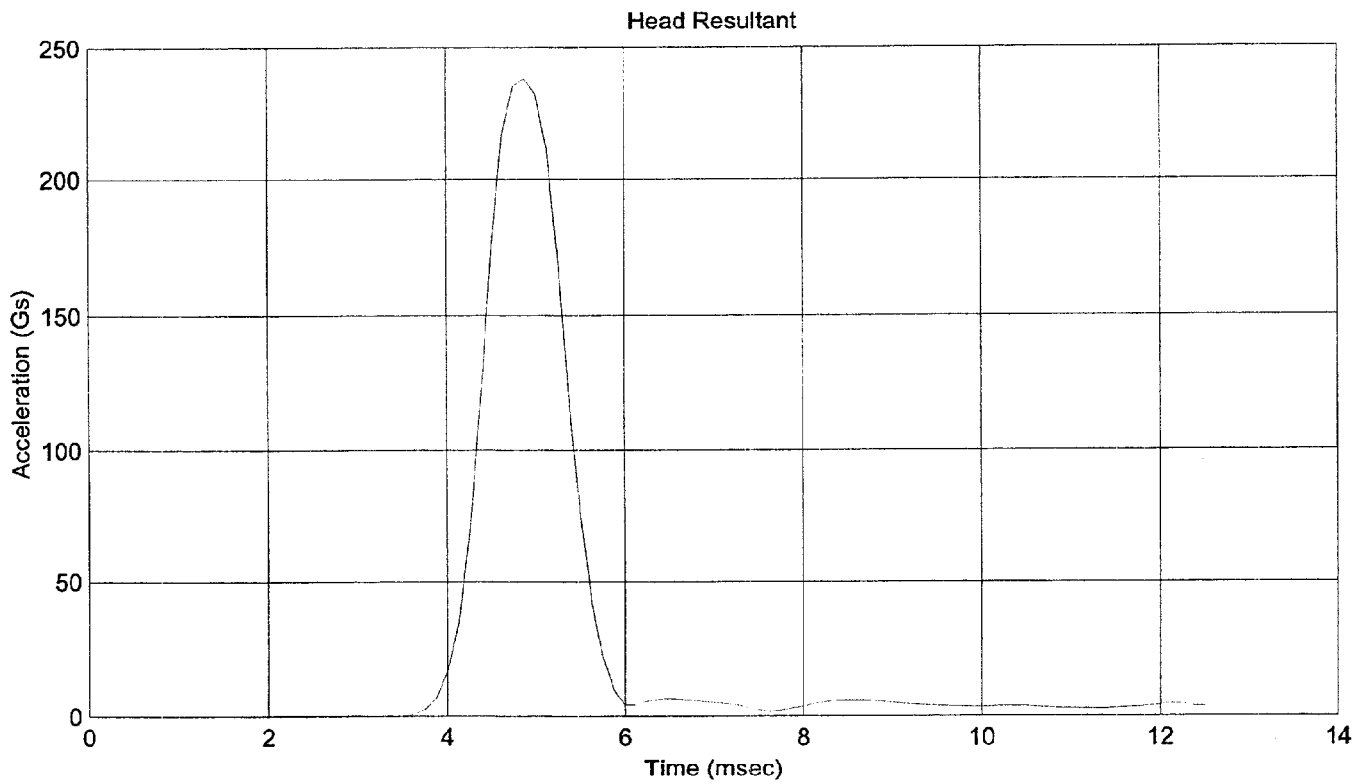
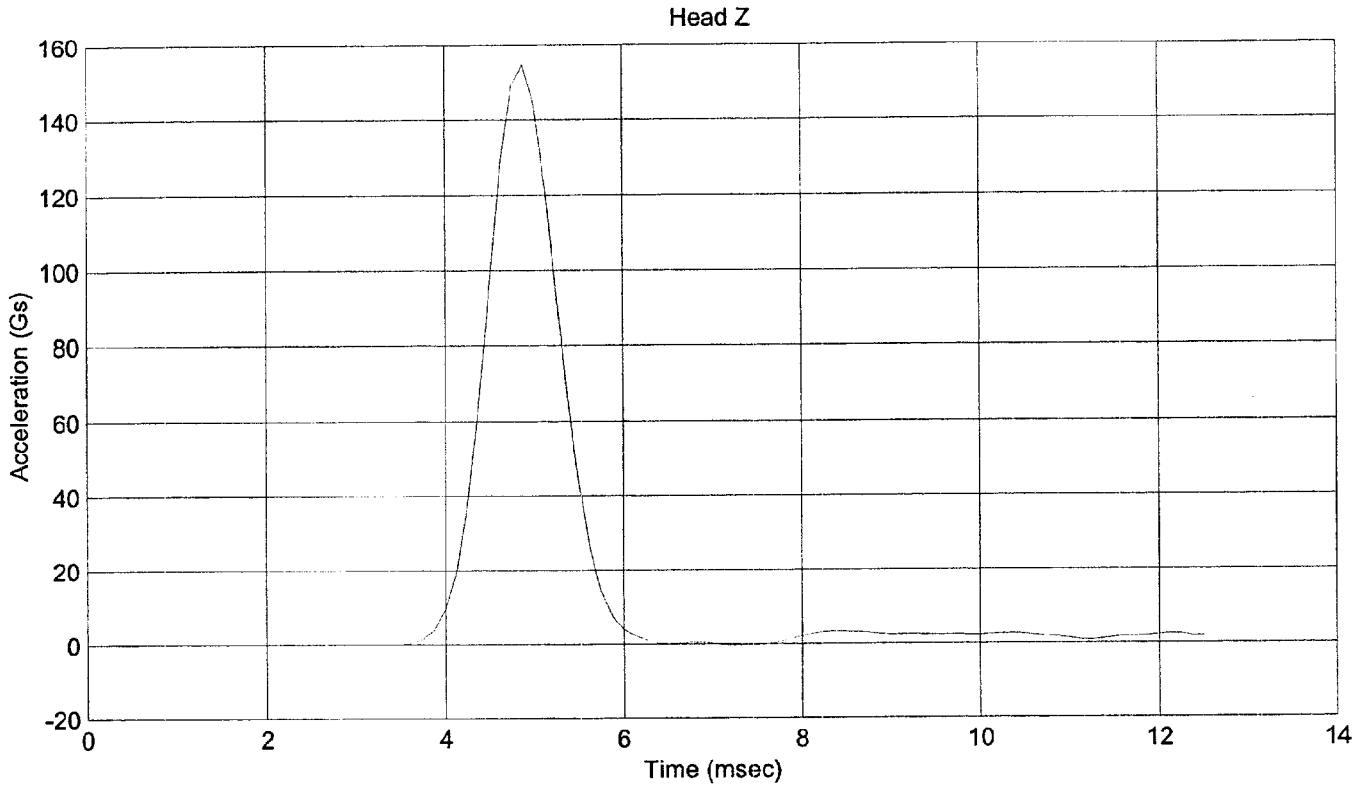
SID Serial No.: 027
Date: July 24, 2000

Sequential Test Number: 1
Laboratory Technician: B. Swiecicki

TEST PARAMETER	SPECIFICATION	TEST RESULTS
TEMPERATURE (°C)	18.9 - 25.5	21.7
RELATIVE HUMIDITY (%)	10 - 70	31
PEAK RESULTANT ACCELERATION (Gs)	210 - 260	237.0
PEAK LATERAL ACCELERATION (Gs)	Not to Exceed 10	6.1
UNIMODAL CRITERIA ABOVE 100 Gs (ms)	0.9 - 1.5	1.13

REMARKS: None





**ABDOMINAL COMPRESSION TEST
POST TEST**
(Test not required for SID certification)

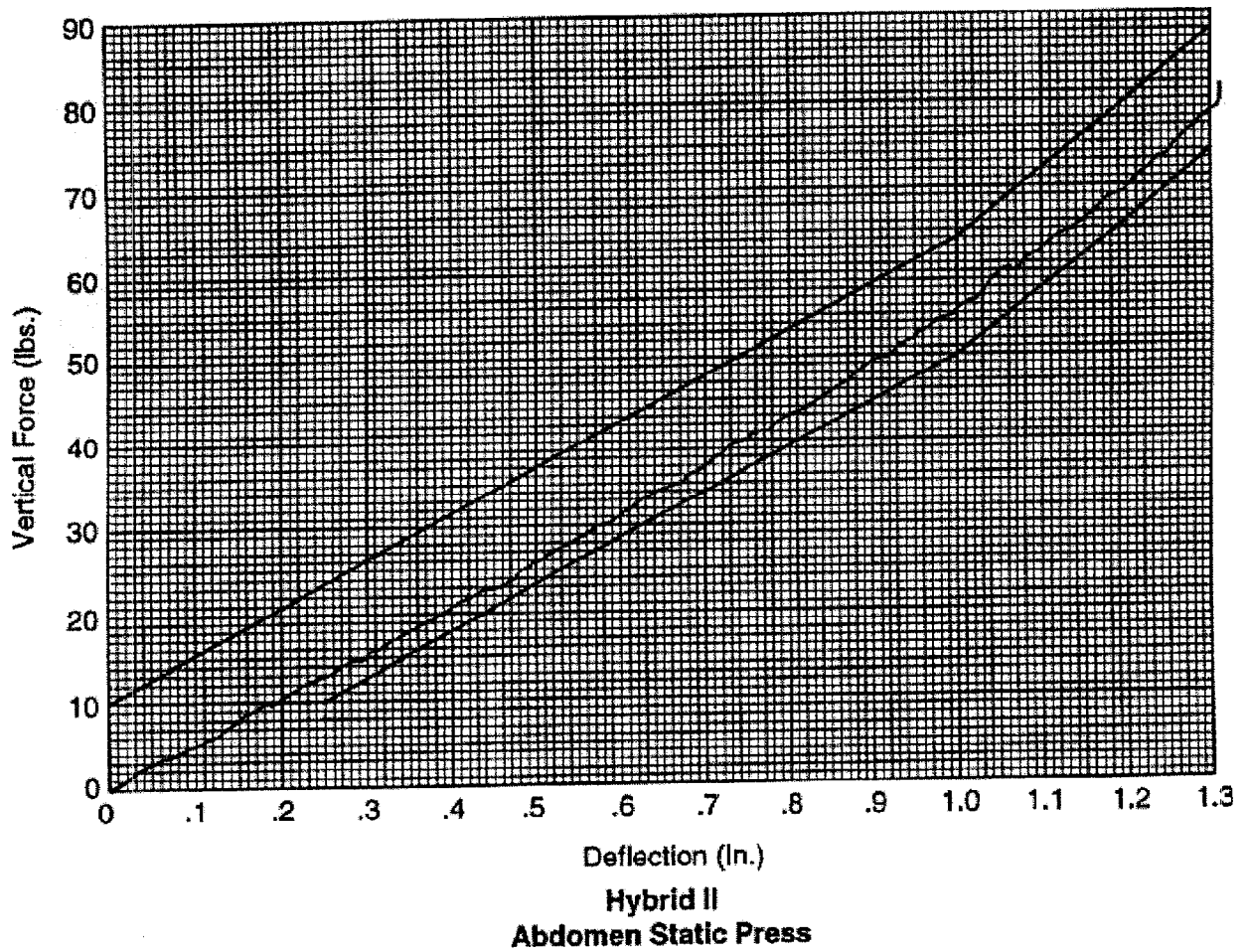
CONFIGURED FOR LEFT SIDE IMPACT

SID Serial No.: 027 Sequential Test Number: 1
 Date: July 25, 2000 Laboratory Technician: B. Swiecicki

TEST PARAMETER	SPECIFICATION	TEST RESULTS
TEMPERATURE (°C)	18.9 - 25.5	21.1
RELATIVE HUMIDITY (%)	10 - 70	31
FORCE @ 13 mm (N)	104 - 162	115
FORCE @ 19 mm (N)	163 - 221	178
FORCE @ 25 mm (N)	222 - 280	246
FORCE @ 33 mm (N)	325 - 391	349

REMARKS: None

Dummy S/N 027
 W/A _____
 Date 7-25-2000
 Performed By [Signature]
 Temp. 70°
 Humidity 31%



LUMBAR FLEXION TEST
POST TEST
 (Test not required for SID certification)

CONFIGURED FOR LEFT SIDE IMPACT

SID Serial No.: 027 Sequential Test Number: 1
 Date: July 25, 2000 Laboratory Technician: B. Swiecicki

TEST PARAMETER	SPECIFICATION	TEST RESULTS
TEMPERATURE (°C)	18.9 - 25.5	21.1
RELATIVE HUMIDITY (%)	10 - 70	32
FORCE @ 0° (N)	0 - 26.7	0.0
FORCE @ 20° (N)	97.8 - 151.2	125.4
FORCE @ 30° (N)	151.2 - 204.6	170.1
FORCE @ 40° (N)	204.6 - 258	234.5
RETURN ANGLE	12° max.	6°

REMARKS: None

Dummy S/N 027

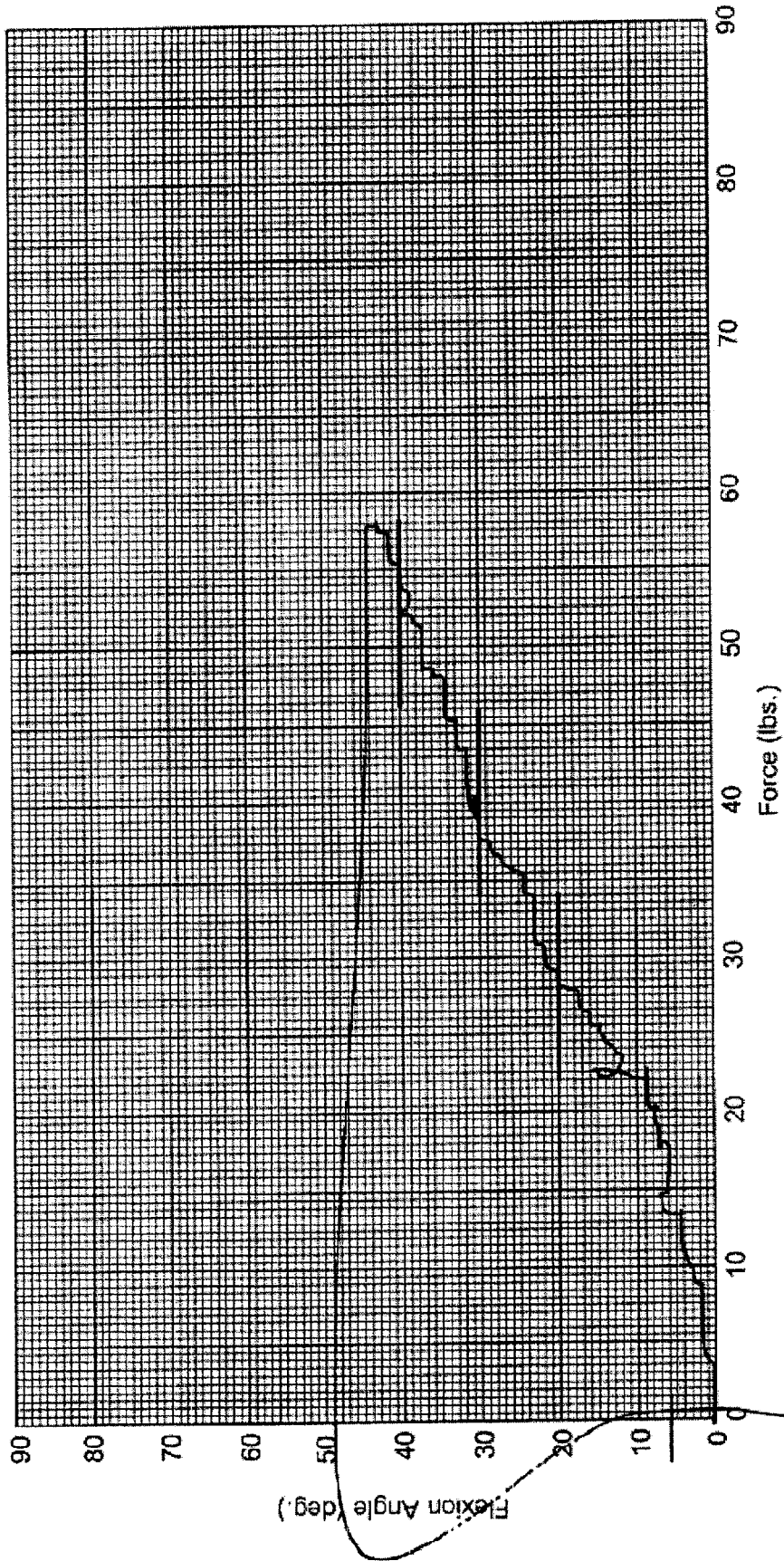
W/A _____

Date 7-25-2000

Performed By [Signature]

Temp. 70°

Humidity 32%



Hybrid II Lumbar Spine Flexion Test

POST TEST DUMMY INSPECTION LIST
CONFIGURED FOR LEFT SIDE IMPACT

SID Serial No.: 027 Sequential Test Number: 1
 Date: July 25, 2000 Laboratory Technician: B. Swiecicki

PART	ITEMS CHECKED	COMMENTS
SKIN	VISUAL INSPECTION	OK
HEAD	VISUAL, BALLAST, ACCELEROMETER MOUNT	OK
NECK	VISUAL, CABLE TORQUE	OK
SPINE BOX	VISUAL, BALLAST, WELDMENT, ACCELEROMETER MOUNT	OK
RIB CAGE	VISUAL, MEASURE, STIFFENERS	OK
STERNUM	VISUAL	OK
LUMBAR SPINE	VISUAL	OK
ABDOMEN	VISUAL	OK
PELVIS	VISUAL, PALPATE, ACCELEROMETER MOUNT	OK
UPPER LEGS	VISUAL	OK
KNEES	VISUAL, STOPS, INSERTS	OK
LOWER LEGS	VISUAL, RANGE OF MOTION	OK
ANKLES	VISUAL, RANGE OF MOTION	OK
FEET	VISUAL, RANGE OF MOTION	OK
JOINTS	1 TO 2 g RANGE	OK
OTHER	NONE	-

REMARKS: None

**CALIBRATION TEST RESULTS
POST TEST**

SID NO.: 268

CONFIGURED FOR LEFT SIDE IMPACT

**CALIBRATION TEST RESULTS SUMMARY
POST TEST**

CONFIGURED FOR LEFT SIDE IMPACT

SID Serial No.: 268 Sequential Test Number: 1

Date: July 25, 2000 Laboratory Technician: B. Swiecicki

TEST	COMMENTS
EXTERNAL DIMENSIONS	Passed all requirements.
LATERAL THORAX IMPACT TEST	Passed all requirements.
LATERAL PELVIS IMPACT TEST	Passed all requirements.
HEAD DROP TEST*	Passed all requirements.
ABDOMINAL COMPRESSION TEST*	Passed all requirements.
LUMBAR FLEXION TEST*	Passed all requirements.

* Test not required for SID certification.

REMARKS: None

**EXTERNAL DIMENSIONS
POST TEST**

CONFIGURED FOR LEFT SIDE IMPACT

SID Serial No.: 268 Sequential Test Number: 1
Date: July 25, 2000 Laboratory Technician: B. Swiecicki

TEST PARAMETER	SPECIFICATION	TEST RESULTS
SH- Seated Height (mm)	889 - 909	899
RH- Rib Height (mm)	502 - 520	513
HP- Hip Pivot Height (mm)	99 ref.	99
RD- Rib from Back Line (mm)	229 - 241	236
KH- Knee Pivot from Back Line (mm)	511 - 526	518
KV- Knee Pivot to Floor (mm)	490 - 505	495
HW- Hip Width (mm)	356 - 391	377

REMARKS: None

**LATERAL THORAX IMPACT TEST
POST TEST**

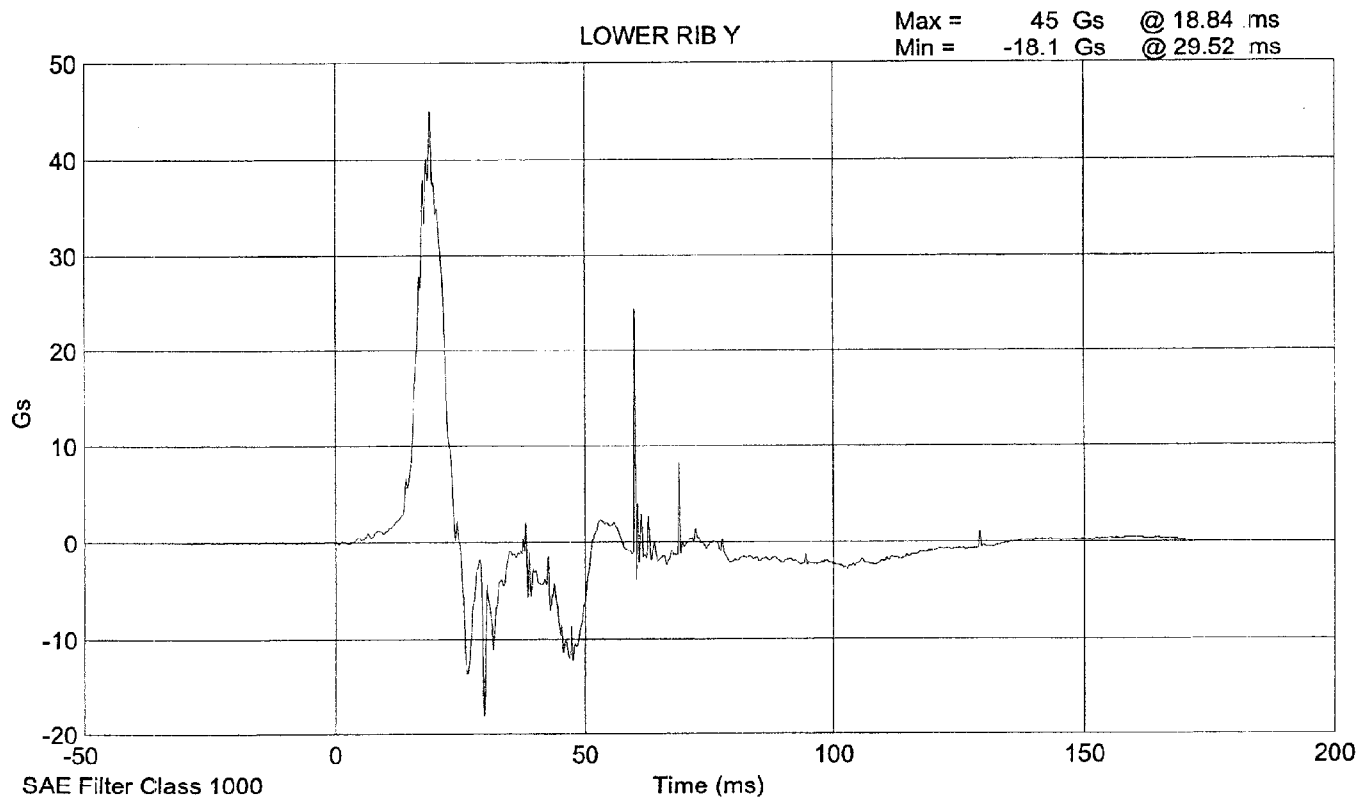
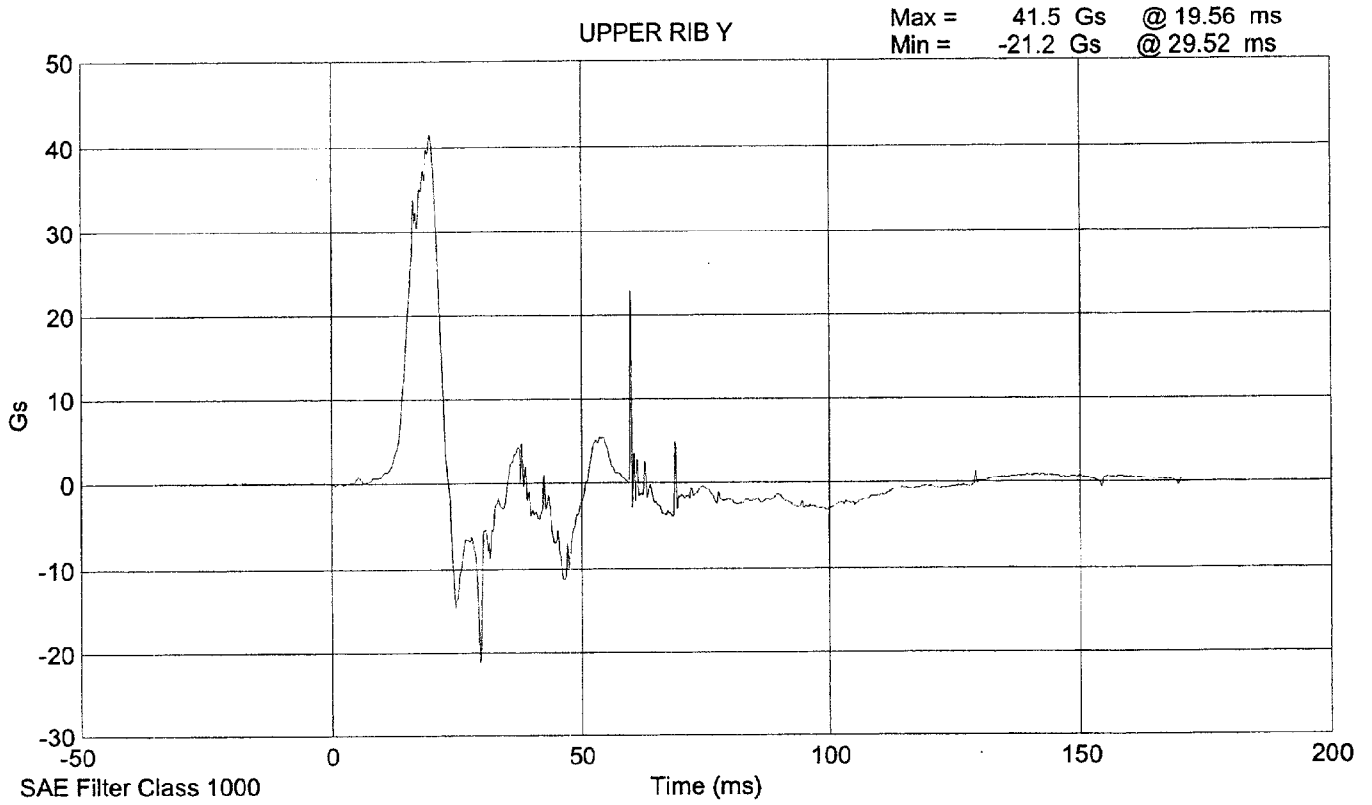
CONFIGURED FOR LEFT SIDE IMPACT

SID Serial No.: 268 Sequential Test Number: 1
Date: July 24, 2000 Laboratory Technician: B. Swiecicki

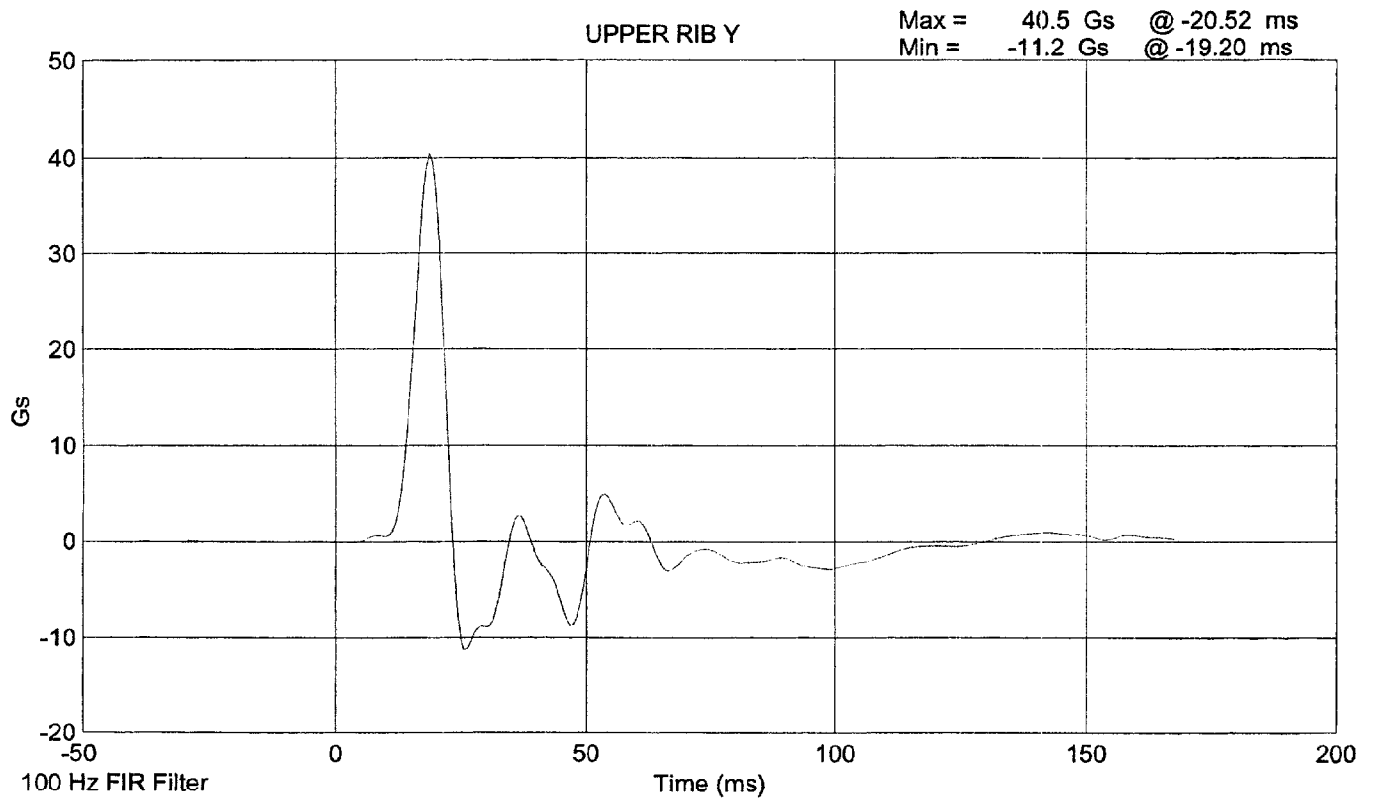
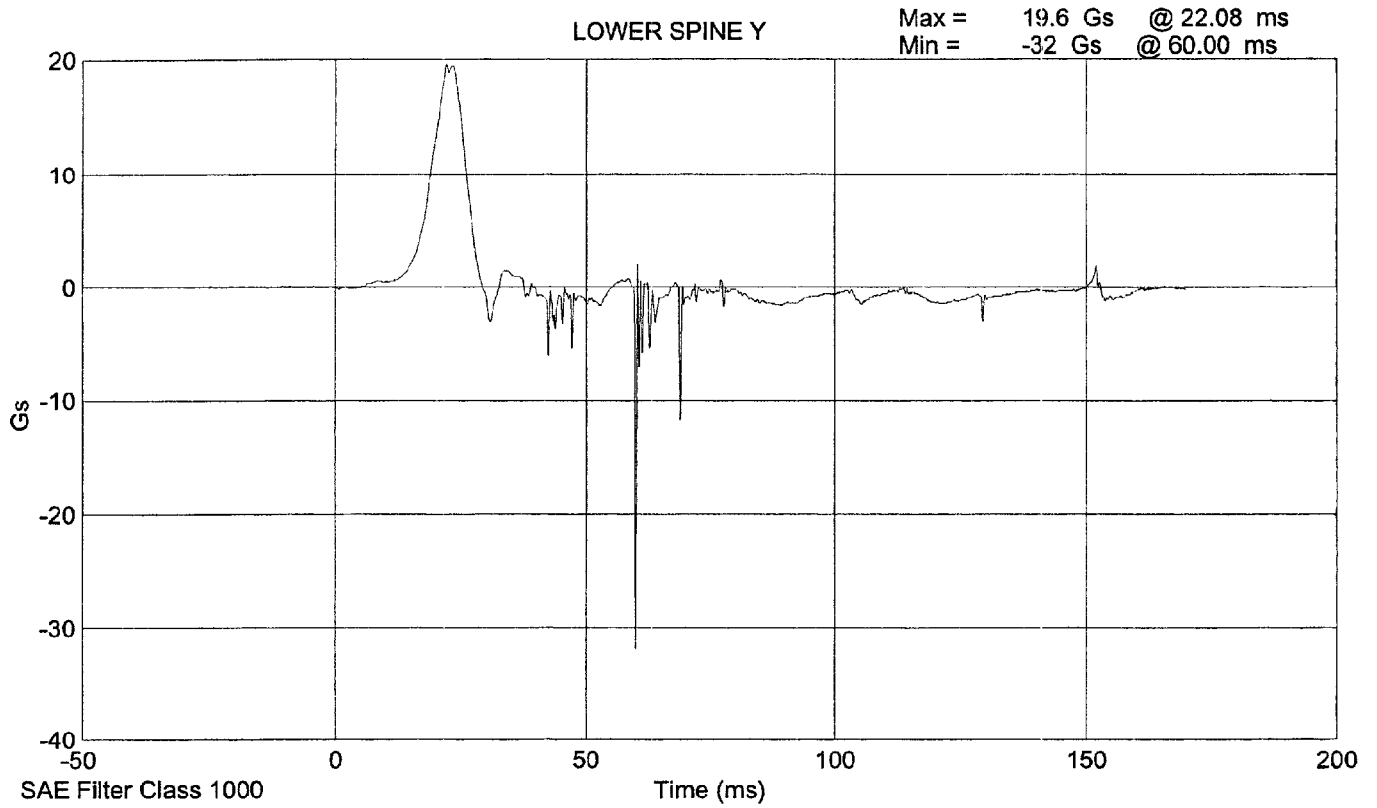
TEST PARAMETER	SPECIFICATION	TEST RESULTS
TEMPERATURE (°C)	18.9 - 25.5	21.7
RELATIVE HUMIDITY (%)	10 - 70	31
PROBE SPEED (m/s)	4.27 - 4.33	4.31
UPPER RIB (g's)	37 - 46	40.5
LOWER RIB (g's)	37 - 46	39.2
LOWER SPINE (g's)	15 - 22	19.2

REMARKS: None

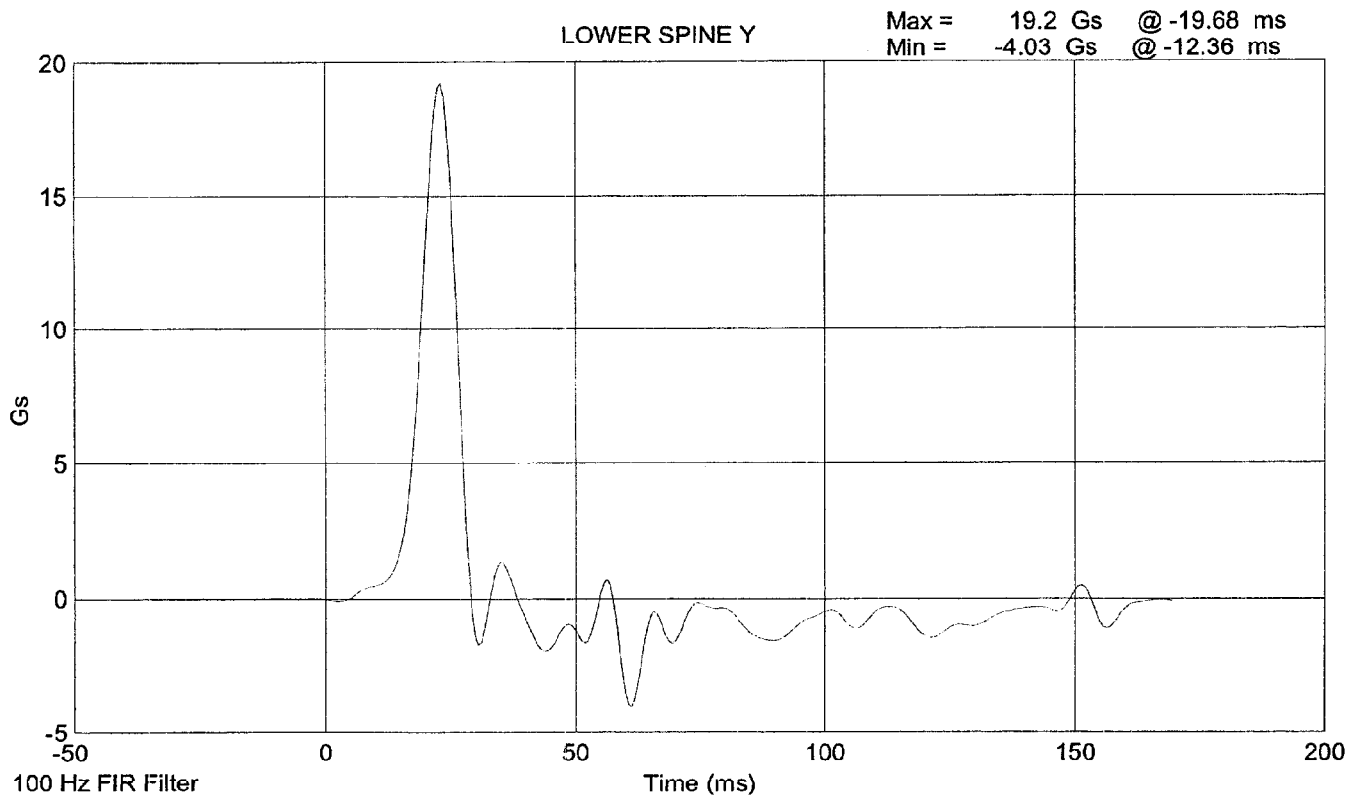
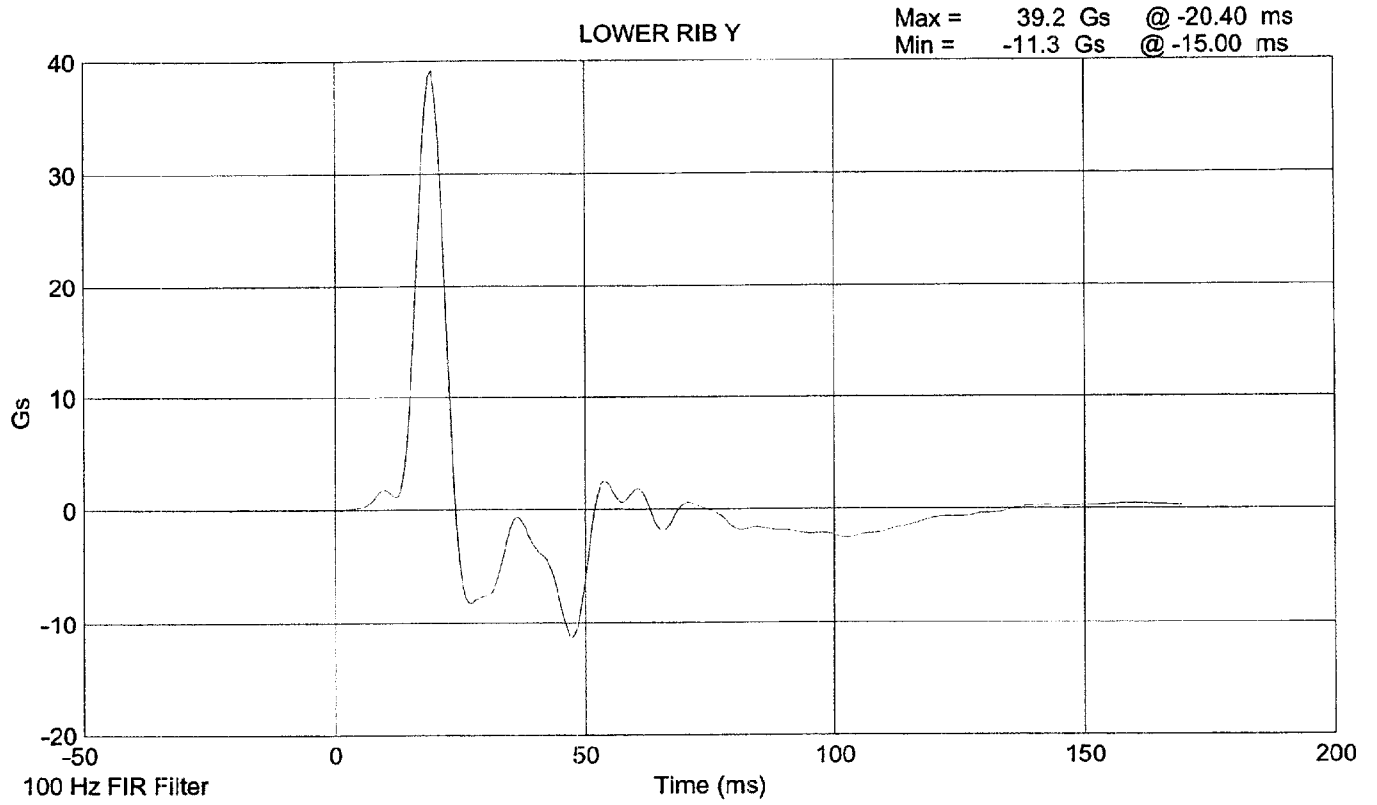
SID 268 Thorax Impact test @ 4.3068 m/s



SID 268 Thorax Impact test @ 4.3068 m/s



SID 268 Thorax Impact test @ 4.3068 m/s



**LATERAL PELVIS IMPACT TEST
POST TEST**

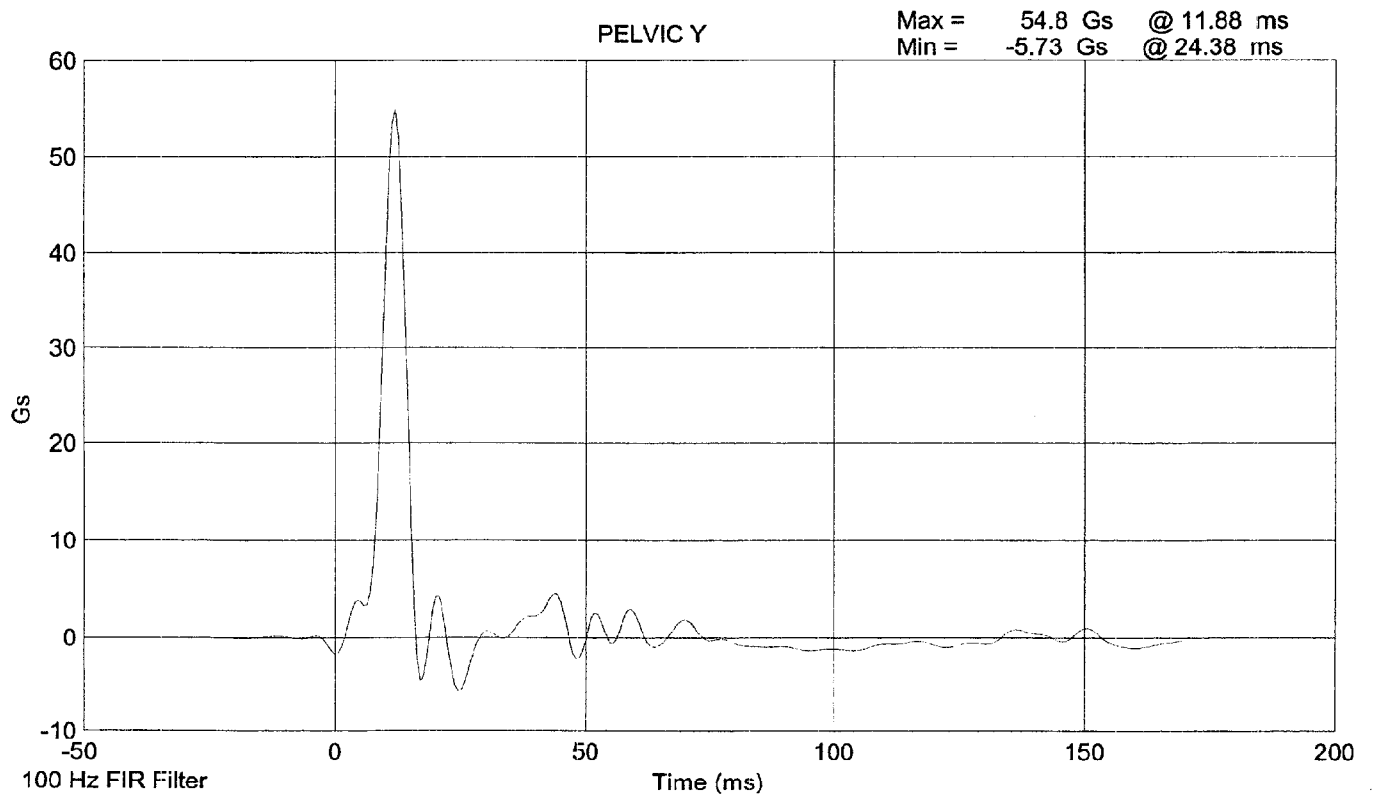
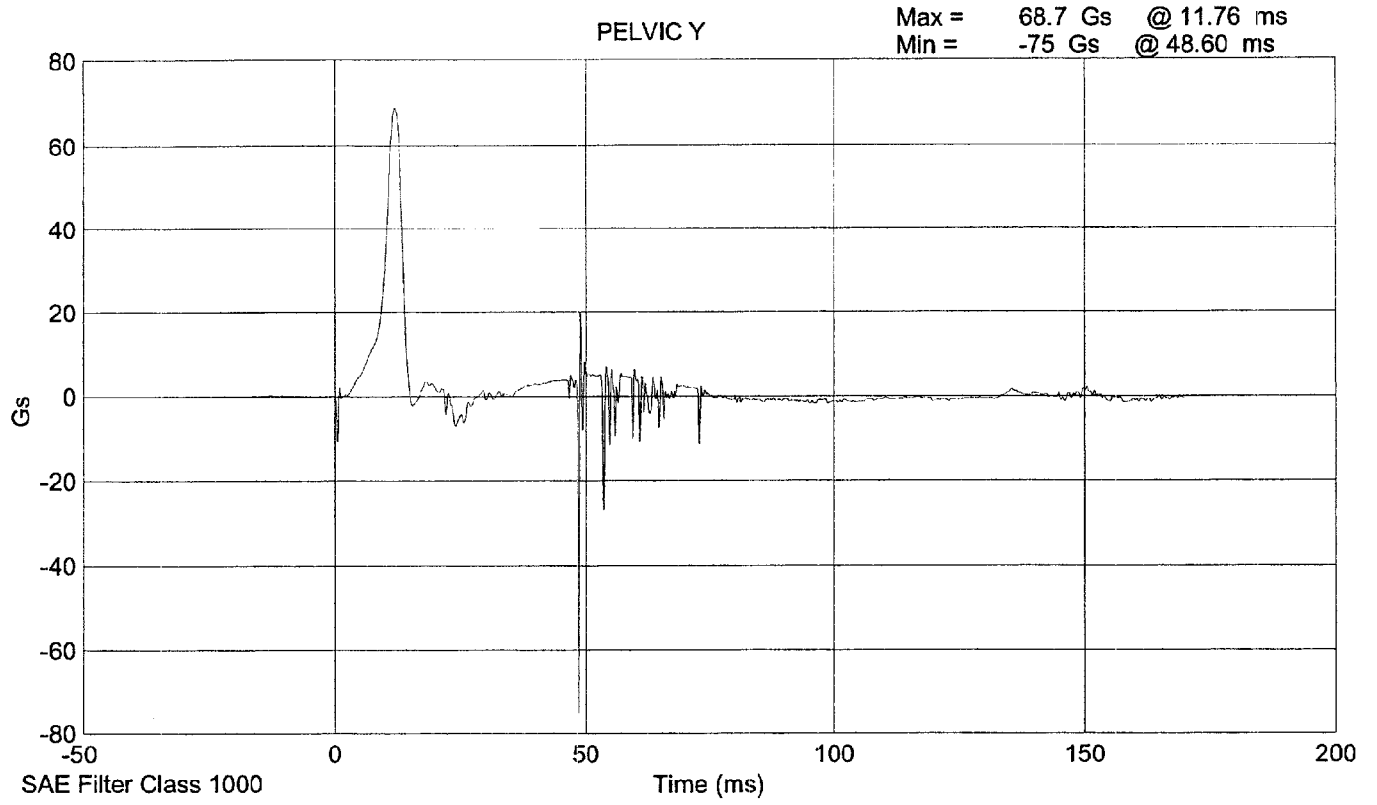
CONFIGURED FOR LEFT SIDE IMPACT

SID Serial No.: 268 Sequential Test Number: 1
Date: July 24, 2000 Laboratory Technician: B. Swiecicki

TEST PARAMETER	SPECIFICATION	TEST RESULTS
TEMPERATURE (°C)	18.9 - 25.5	21.7
RELATIVE HUMIDITY (%)	10 - 70	31
PROBE SPEED (m/s)	4.27 - 4.33	4.29
PELVIS ACCELERATION (g's)	40 - 60	54.8

REMARKS: None

SID 268 Pelvic Impact Test @ 4.2885 m/s



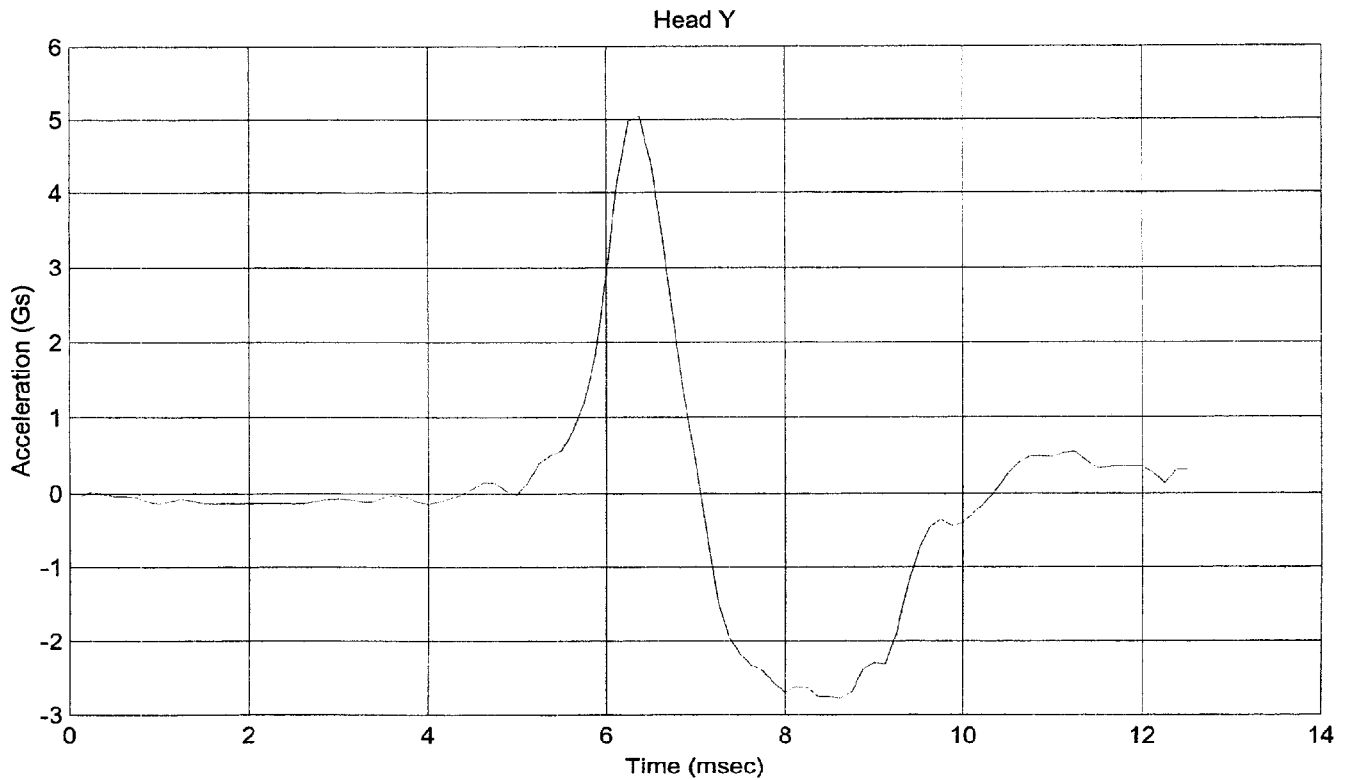
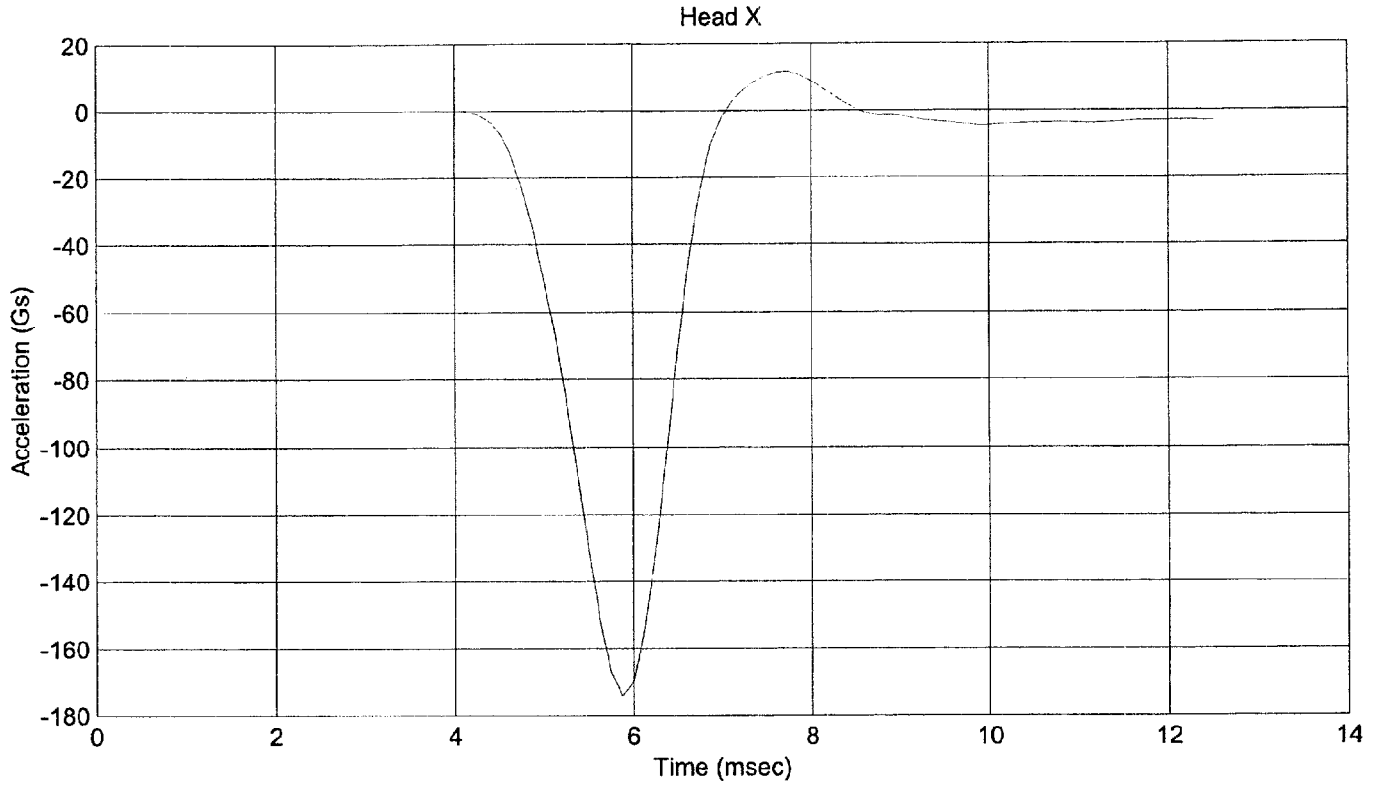
HEAD DROP TEST
POST-TEST
(Test not required for SID certification)

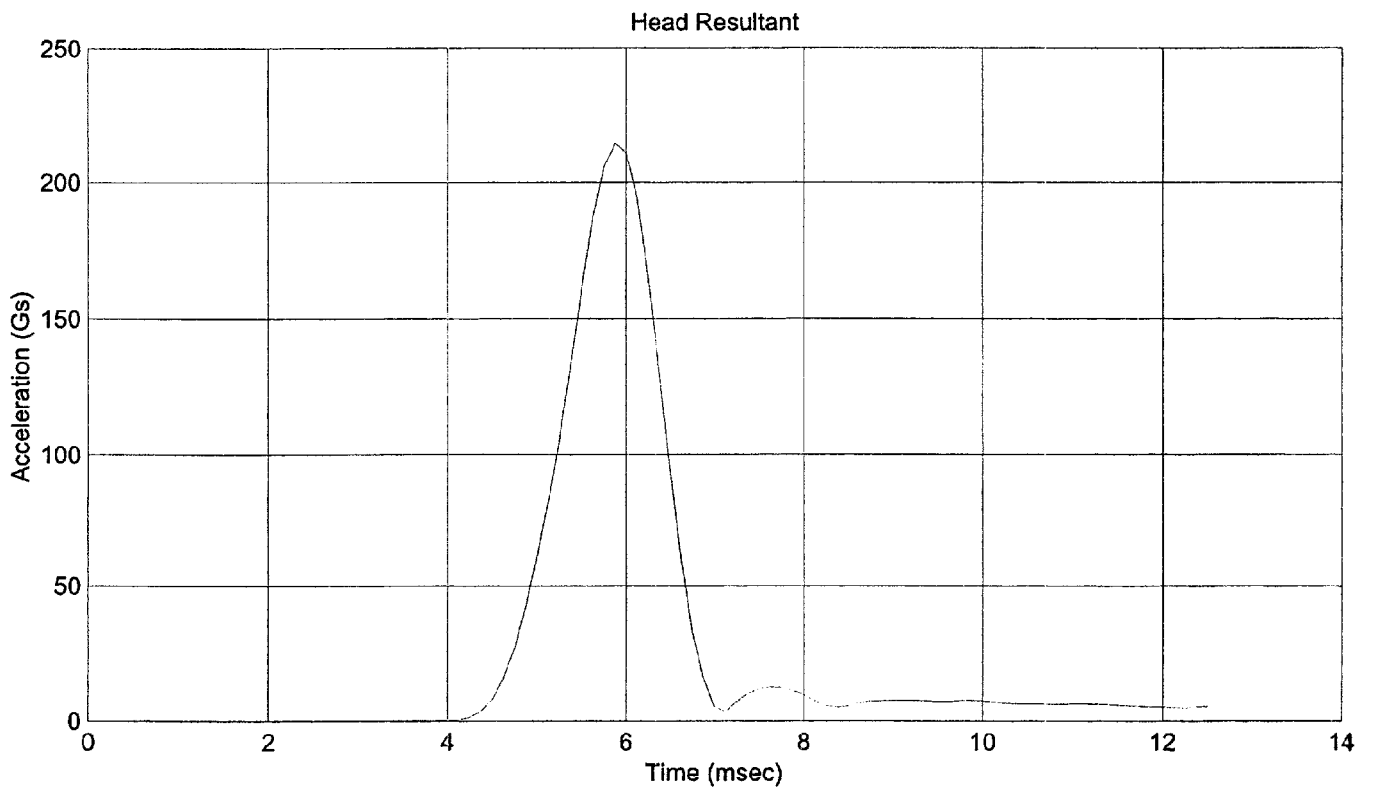
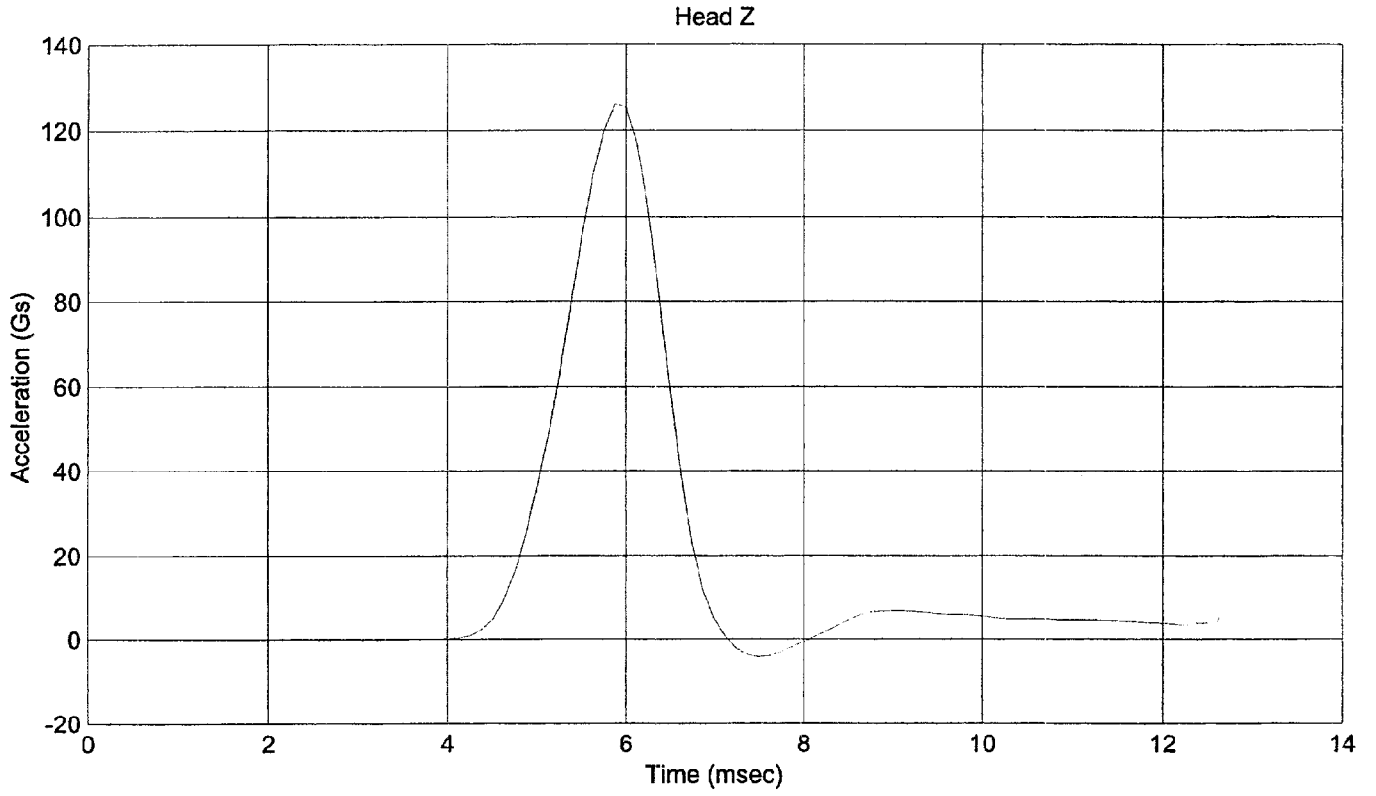
CONFIGURED FOR LEFT SIDE IMPACT

SID Serial No.: 268 Sequential Test Number: 1
Date: July 24, 2000 Laboratory Technician: B. Swiecicki

TEST PARAMETER	SPECIFICATION	TEST RESULTS
TEMPERATURE (°C)	18.9 - 25.5	21.1
RELATIVE HUMIDITY (%)	10 - 70	29
PEAK RESULTANT ACCELERATION (Gs)	210 - 260	213.7
PEAK LATERAL ACCELERATION (Gs)	Not to Exceed 10	5.0
UNIMODAL CRITERIA ABOVE 100 Gs (ms)	0.9 - 1.5	1.25

REMARKS: None





**ABDOMINAL COMPRESSION TEST
POST TEST**
(Test not required for SID certification)

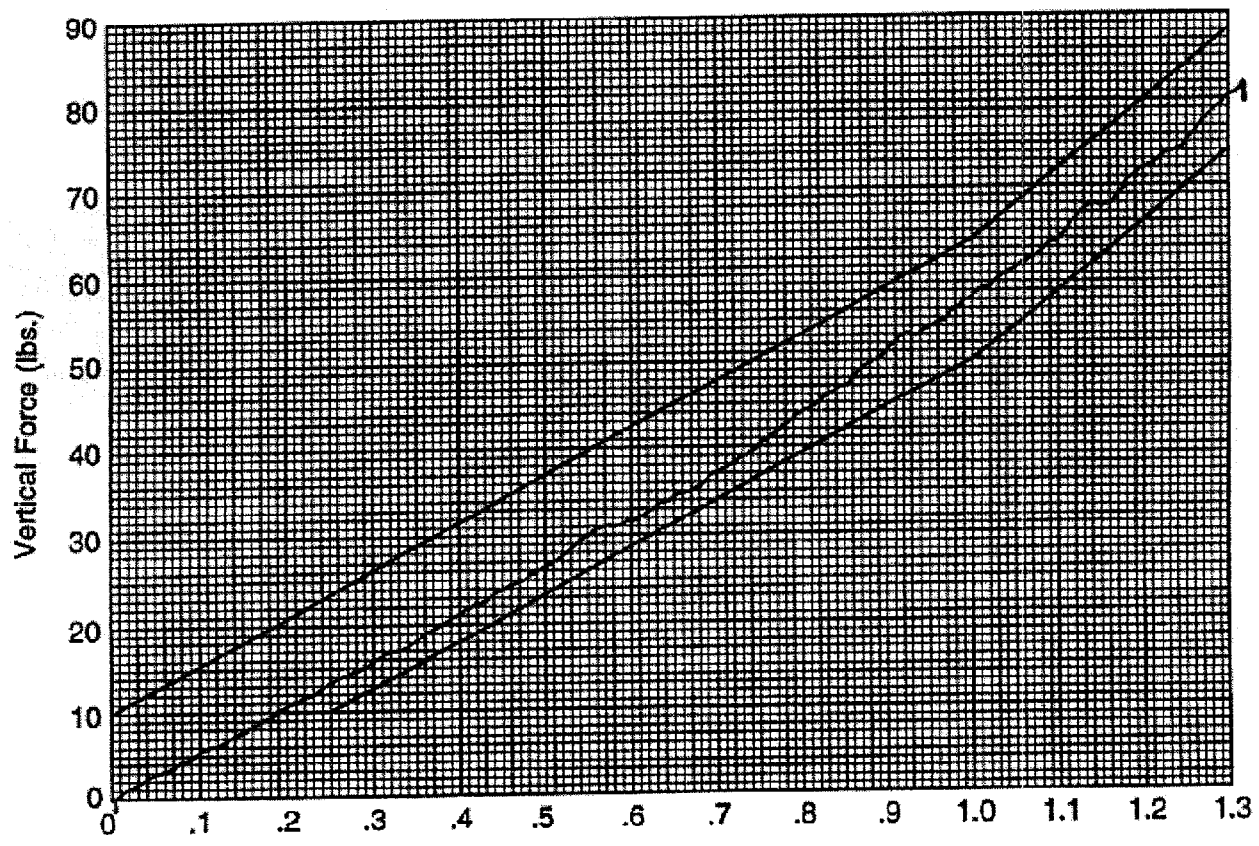
CONFIGURED FOR LEFT SIDE IMPACT

SID Serial No.: 268 Sequential Test Number: 1
Date: July 25, 2000 Laboratory Technician: B. Swiecicki

TEST PARAMETER	SPECIFICATION	TEST RESULTS
TEMPERATURE (°C)	18.9 - 25.5	21.1
RELATIVE HUMIDITY (%)	10 - 70	31
FORCE @ 13 mm (N)	104 - 162	117
FORCE @ 19 mm (N)	163 - 221	179
FORCE @ 25 mm (N)	222 - 280	255
FORCE @ 33 mm (N)	325 - 391	357

REMARKS: None

Dummy S/N 268
W/A _____
Date 7-25-2000
Performed By [Signature]
Temp. 70°
Humidity 31%



Hybrid II
Abdomen Static Press

LUMBAR FLEXION TEST
POST TEST
 (Test not required for SID certification)

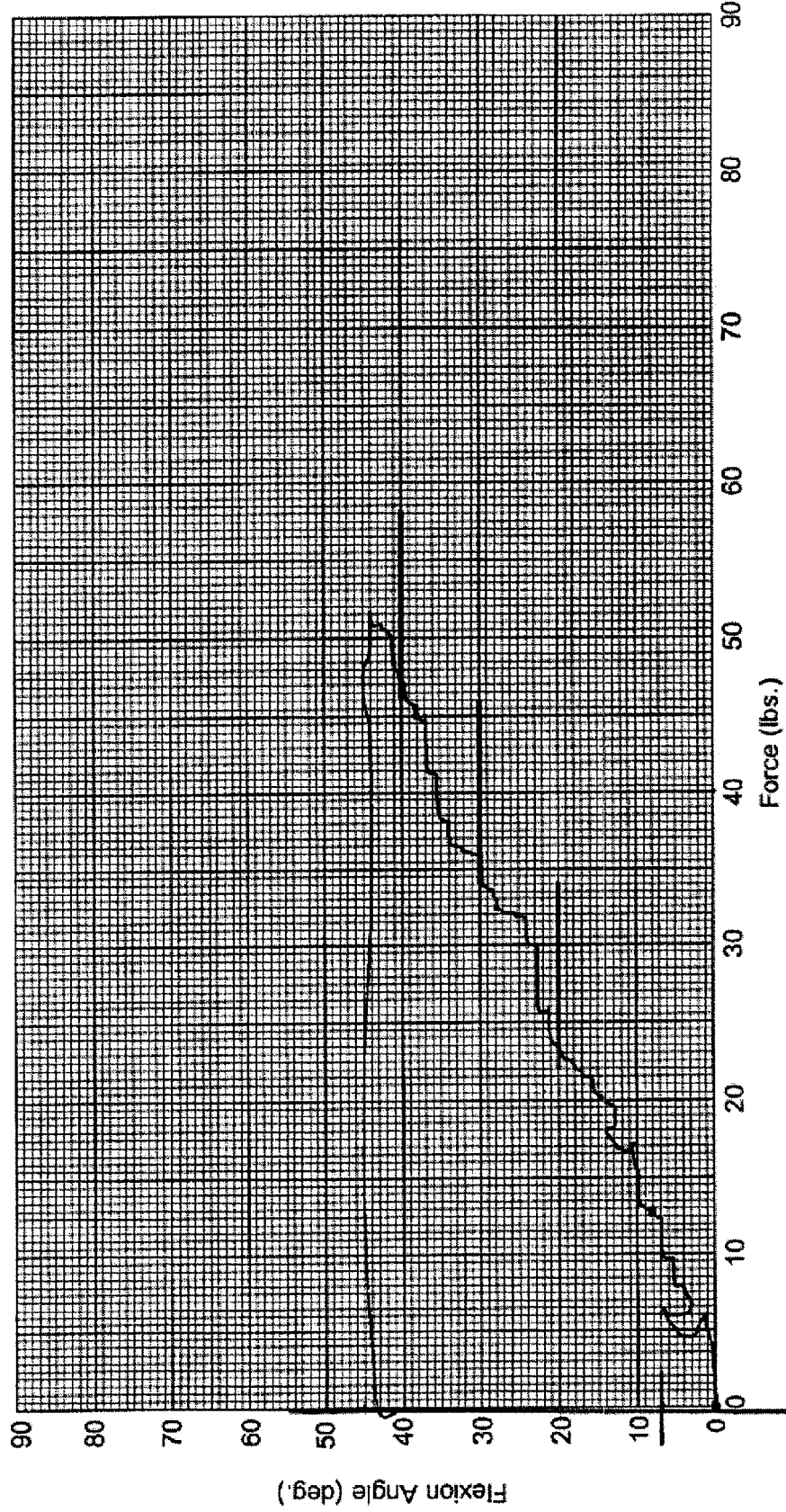
CONFIGURED FOR LEFT SIDE IMPACT

SID Serial No.: 268 Sequential Test Number: 1
 Date: July 25, 2000 Laboratory Technician: B. Swiecicki

TEST PARAMETER	SPECIFICATION	TEST RESULTS
TEMPERATURE (°C)	18.9 - 25.5	21.1
RELATIVE HUMIDITY (%)	10 - 70	32
FORCE @ 0° (N)	0 - 26.7	0.0
FORCE @ 20° (N)	97.8 - 151.2	103.6
FORCE @ 30° (N)	151.2 - 204.6	159.7
FORCE @ 40° (N)	204.6 - 258	210.0
RETURN ANGLE	12° max.	7°

REMARKS: None

Dummy S/N 268
W/A _____
Date 7-25-2000
Performed By [Signature]
Temp. 70°
Humidity 33%



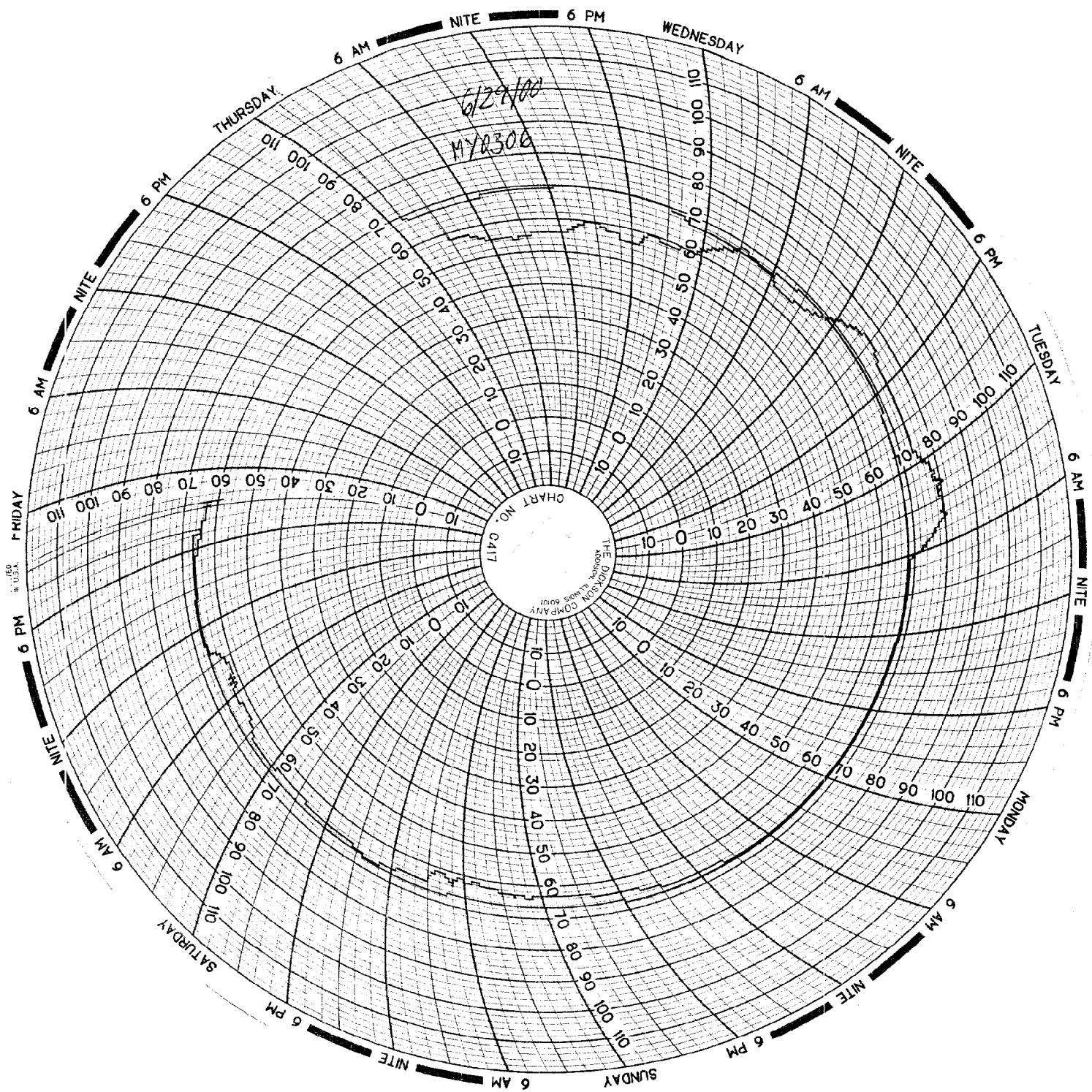
Hybrid II Lumbar Spine Flexion Test

POST TEST DUMMY INSPECTION LIST
CONFIGURED FOR LEFT SIDE IMPACT

SID Serial No.: 268 Sequential Test Number: 1
 Date: July 25, 2000 Laboratory Technician: B. Swiecicki

PART	ITEMS CHECKED	COMMENTS
SKIN	VISUAL INSPECTION	OK
HEAD	VISUAL, BALLAST, ACCELEROMETER MOUNT	OK
NECK	VISUAL, CABLE TORQUE	OK
SPINE BOX	VISUAL, BALLAST, WELDMENT, ACCELEROMETER MOUNT	OK
RIB CAGE	VISUAL, MEASURE, STIFFENERS	OK
STERNUM	VISUAL	OK
LUMBAR SPINE	VISUAL	OK
ABDOMEN	VISUAL	OK
PELVIS	VISUAL, PALPATE, ACCELEROMETER MOUNT	OK
UPPER LEGS	VISUAL	OK
KNEES	VISUAL, STOPS, INSERTS	OK
LOWER LEGS	VISUAL, RANGE OF MOTION	OK
ANKLES	VISUAL, RANGE OF MOTION	OK
FEET	VISUAL, RANGE OF MOTION	OK
JOINTS	1 TO 2 g RANGE	OK
OTHER	NONE	-

REMARKS: None



APPENDIX D

TEST EQUIPMENT LIST AND CALIBRATION INFORMATION

TEST EQUIPMENT LIST AND CALIBRATION INFORMATION

SID INSTRUMENTATION

FRONT SID NO.: 027			
	SERIAL NUMBER	MANUFACTURER	CALIBRATION DATE
HEAD AX	AC-EL79	ENDEVCO	04-Feb-00
HEAD AY	AC-CF82	ENDEVCO	04-Feb-00
HEAD AZ	AC-AD395	ENDEVCO	04-Feb-00
UPPER RIB	AC-A14342	ENDEVCO	12-Jun-00
LOWER RIB	AC-A14261	ENDEVCO	12-Jun-00
LOWER SPINE	AC-APBF4	ENDEVCO	12-Jun-00
PELVIS	AC-A13565	ENDEVCO	12-Jun-00
UPPER RIB REDUNDANT	AC-A14246	ENDEVCO	12-Jun-00
LOWER RIB REDUNDANT	AC-A14358	ENDEVCO	12-Jun-00
LOWER SPINE REDUNDANT	AC-A13926	ENDEVCO	12-Jun-00
PELVIS REDUNDANT	AC-A12776	ENDEVCO	12-Jun-00

REAR SID NO.: 268			
	SERIAL NUMBER	MANUFACTURER	CALIBRATION DATE
HEAD AX	AC-AF5R1	ENDEVCO	12-Jun-00
HEAD AY	AC-C16411	ENDEVCO	10-May-00
HEAD AZ	AC-C16421	ENDEVCO	30-May-00
UPPER RIB	AC-A13599	ENDEVCO	13-Jun-00
LOWER RIB	AC-A14131	ENDEVCO	13-Jun-00
LOWER SPINE	AC-J33025	ENDEVCO	13-Jun-00
PELVIS	AC-A14307	ENDEVCO	13-Jun-00
UPPER RIB REDUNDANT	AC-A14314	ENDEVCO	13-Jun-00
LOWER RIB REDUNDANT	AC-A13883	ENDEVCO	13-Jun-00
LOWER SPINE REDUNDANT	AC-A14510	ENDEVCO	13-Jun-00
PELVIS REDUNDANT	AC-A14126	ENDEVCO	13-Jun-00

REMARKS: None

TEST EQUIPMENT LIST AND CALIBRATION INFORMATION

VEHICLE AND MDB INSTRUMENTATION

	VEHICLE AND MDB INSTRUMENTS		
	SERIAL NUMBER	MANUFACTURER	CALIBRATION DATE
RIGHT FRONT SILL (X)	AC-B11073	ENDEVCO	07-Feb-00
RIGHT FRONT SILL (Y)	AC-AP1A2	ENDEVCO	07-Feb-00
RIGHT FRONT SILL (Z)	AC-B10954	ENDEVCO	07-Feb-00
RIGHT REAR SILL (X)	AC-AP064	ENDEVCO	04-Feb-00
RIGHT REAR SILL (Y)	AC-BB14	ENDEVCO	04-Feb-00
RIGHT REAR SILL (Z)	AC-B10955	ENDEVCO	04-Feb-00
REAR FLOORPAN ABOVE AXLE (X)	AC-J18649	ENDEVCO	04-Feb-00
REAR FLOORPAN ABOVE AXLE (Y)	AC-J18622	ENDEVCO	04-Feb-00
REAR FLOORPAN ABOVE AXLE (Z)	AC-APBB6	ENDEVCO	04-Feb-00
LEFT REAR SILL (Y)	AC-Z02	ENTRAN	07-Jun-00
LEFT FRONT SILL (Y)	AC-AA35	ENDEVCO	19-Apr-00
LEFT FRONT DOOR CENTERLINE (Y)	AC-AY03	ENDEVCO	27-Mar-00
RIGHT REAR SEAT OCCUPANT COMP. (Y)	AC-D29	ICS	28-Feb-00
LEFT FRONT DOOR UPPER CL (Y)	AC-J18400	ENDEVCO	04-Feb-00
MID REAR OF LEFT REAR DOOR (Y)	AC-APA30	ENDEVCO	26-Jan-00
LEFT REAR DOOR UPPER CL (Y)	AC-J31026	ENDEVCO	29-Feb-00
LOWER LEFT B- PILLAR (Y)	AC-B10951	ENDEVCO	27-Mar-00
MIDDLE LEFT B-PILLAR (Y)	AC-BA80	ENDEVCO	27-Mar-00
LOWER LEFT A-PILLAR (Y)	AC-J33376	ENDEVCO	18-Jan-00
UPPER LEFT A-PILLAR (Y)	AC-J32821	ENDEVCO	26-Jan-00
FRONT SEAT TRACK (Y)	AC-AY60	ENDEVCO	07-Jun-00
REAR SEAT TRACK (Y)	AC-D28	ICS	05-Jun-00
VEHICLE CG (X)	AC-B11351	ENDEVCO	07-Feb-00
VEHICLE CG (Y)	AC-ACC06	ENDEVCO	07-Feb-00
VEHICLE CG (Z)	AC-B10481	ENDEVCO	07-Feb-00
MDB CG (X)	AC-CL60	ENDEVCO	04-Jan-00
MDB CG (Y)	AC-CJ54	ENDEVCO	04-Jan-00
MDB CG (Z)	AC-GK12	ENDEVCO	04-Jan-00
MDB REAR FRAME MEMBER (X)	AC-CX05	ENDEVCO	04-Jan-00
MDB REAR FRAME MEMBER (Y)	AC-A27F	ENDEVCO	04-Jan-00

REMARKS: None