

DOT 75-

"BUMPER TESTS OF A 1979 FORD LTD RETROFITTED
WITH ROMEO-KOJYO AND BREED ALL MECHANICAL
AIR BAG SYSTEMS SENSORS"

PREPARED BY:
VEHICLE RESEARCH AND TEST CENTER
ST. RT. 33 LOGAN COUNTY
EAST LIBERTY, OHIO 43319



FINAL REPORT
JULY 1984

PREPARED FOR:
U.S. DEPARTMENT OF TRANSPORTATION
NATIONAL HIGHWAY TRAFFIC SAFETY ADMINISTRATION
400 SEVENTH STREET, S.W.
WASHINGTON, D.C. 20590

Prepared By: J. C. Stultz
J. C. Stultz
Project Engineer
Transportation Research Center of Ohio

Approved By: Richard W. Runyon
R. W. Runyon
Project Manager
Transportation Research Center of Ohio

Report Accepted By: Andrew G. Detrick
A. G. Detrick
Vehicle Research & Test Center

1. Report No.		2. Government Accession No.		3. Recipient's Catalog No.	
4. Title and Subtitle BUMPER TESTS OF A 1979 FORD LTD RETROFITTED WITH ROMEO-KOJYO AND BREED ALL MECHANICAL AIR BAG SENSOR SYSTEMS				5. Report Date JULY 1984	
				6. Performing Organization Code	
7. Author(s) J. Stultz, Project Engineer, TRCO				8. Performing Organization Report No. 840608	
				10. Work Unit No. (TRAI5)	
9. Performing Organization Name and Address Vehicle Research and Test Center St. Rt. 33, Logan County East Liberty, Ohio 43319				11. Contract or Grant No. DTNH22-82-A-08401	
				13. Type of Report and Period Covered FINAL REPORT June 1984	
12. Sponsoring Agency Name and Address U.S. Department of Transportation National Highway Traffic Safety Administration 400 Seventh Street, S.W. Washington, DC 20590				14. Sponsoring Agency Code	
				15. Supplementary Notes	
16. Abstract - E - This test report documents the three bumper tests conducted on a 1979 Ford LTD 4-door Sedan. Testing was conducted on June 8, 1984 and June 11, 1984. The purpose of the tests was to evaluate firing velocity levels of a retrofitted Romeo-Kojyo air bag sensor system and a Breed All Mechanical air bag sensor system. The test velocities were 5.1 mph, 7.1 mph and 9.1 mph.					
17. Key Words Air Bag Frontal Impact			18. Distribution Statement Available from: Technical Reference Division, National Highway Traffic Safety Administration Room 5108, Na-sif Building 400 Seventh Street, S.W. Washington, DC 20590		
19. Security Classif. (of this report) Unclassified		20. Security Classif. (of this page) Unclassified		21. No. of Pages 81	22. Price

METRIC CONVERSION FACTORS

Approximate Conversions to Metric Measures

Symbol	When You Know	Multiply by	To Find	Symbol
LENGTH				
in	inches	2.5	centimeters	cm
ft	feet	30	centimeters	cm
yd	yards	0.9	meters	m
mi	miles	1.6	kilometers	km
AREA				
in ²	square inches	6.5	square centimeters	cm ²
ft ²	square feet	0.09	square meters	m ²
yd ²	square yards	0.8	square meters	m ²
mi ²	square miles	2.6	square kilometers	km ²
	acres	0.4	hectares	ha
MASS (weight)				
oz	ounces	28	grams	g
lb	pounds	0.45	kilograms	kg
	short tons	0.9	metric ton	t
	(2000 lb)			
VOLUME				
tsp	teaspoons	5	milliliters	ml.
Tbsp	tablespoons	15	milliliters	ml.
in ³	cubic inches	16	milliliters	ml.
fl oz	fluid ounces	30	milliliters	ml.
c	cups	0.24	liters	L
pt	pints	0.47	liters	L
qt	quarts	0.95	liters	L
gal	gallons	3.8	liters	L
ft ³	cubic feet	0.03	cubic meters	m ³
yd ³	cubic yards	0.76	cubic meters	m ³
TEMPERATURE (exact)				
°F	degrees Fahrenheit	5/9 (after subtracting 32)	degrees Celsius	°C

Approximate Conversions from Metric Measures

Symbol	When You Know	Multiply by	To Find	Symbol
LENGTH				
mm	millimeters	0.04	inches	in
cm	centimeters	0.4	inches	in
m	meters	3.3	feet	ft
m	meters	1.1	yards	yd
km	kilometers	0.6	miles	mi
AREA				
cm ²	square centimeters	0.16	square inches	in ²
m ²	square meters	1.2	square yards	yd ²
km ²	square kilometers	0.4	square miles	mi ²
ha	hectares	2.5	acres	
	(10 000 m ²)			
MASS (weight)				
g	grams	0.035	ounces	oz
kg	kilograms	2.2	pounds	lb
t	metric ton	1.1	short tons	
	(1000 kg)			
VOLUME				
ml	milliliters	0.03	fluid ounces	fl oz
ml	milliliters	0.06	cubic inches	in ³
l	liters	2.1	pints	pt
L	liters	1.06	quarts	qt
L	liters	0.26	gallons	gal
m ³	cubic meters	35	cubic feet	ft ³
m ³	cubic meters	1.3	cubic yards	yd ³
TEMPERATURE (exact)				
°C	degrees Celsius	9/5 (then degrees add 32)	Fahrenheit	°F

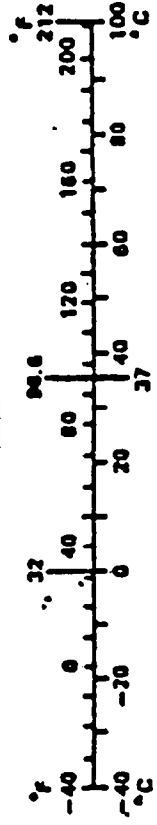


TABLE OF CONTENTS

	<u>Page</u>
1.0 PURPOSE AND INTRODUCTION	1-1
2.0 GENERAL TEST AND VEHICLE PARAMETER DATA	2-1
3.0 DATA REQUIRED BY R&D	3-1
APPENDIX A PHOTOGRAPHS	A-1
APPENDIX B DATA PLOT PRESENTATION	B-1

LIST OF PHOTOGRAPHS

<u>Figure</u>	<u>Page</u>
A-1. BREED SENSOR LOCATION	A-2
A-2. LOWER STEERING COLUMN ACCELEROMETER LOCATION	A-2
A-3. VEHICLE INTERIOR VIEW	A-3
A-4. DATA ACQUISITION SYSTEM	A-3
A-5. TESTS 840608A AND 840608B PRE-TEST - VIEW 1	A-4
A-6. TESTS 840608A AND 840608B PRE-TEST - VIEW 2	A-4
A-7. TEST 840608A POST-TEST - VIEW 1	A-5
A-8. TEST 840608A POST-TEST - VIEW 2	A-5
A-9. TEST 840608B POST-TEST - VIEW 1	A-6
A-10. TEST 840608B POST-TEST - VIEW 2	A-6
A-11. TEST 840608B POST-TEST - VIEW 3	A-7
A-12. TEST 840608B VEHICLE DAMAGE - VIEW 1	A-7
A-13. TEST 840608B VEHICLE DAMAGE - VIEW 2	A-8
A-14. TEST 840608B VEHICLE DAMAGE - VIEW 3	A-8
A-15. TEST 840608B VEHICLE DAMAGE - VIEW 4	A-9
A-16. TEST 840608B VEHICLE DAMAGE - VIEW 5	A-9
A-17. TEST 840608B VEHICLE DAMAGE - VIEW 6	A-10
A-18. TEST 840608B VEHICLE DAMAGE - VIEW 7	A-10
A-19. TEST 840608B POST-TEST - FIRED FLASHBULB	A-11
A-20. TEST 840611 PRE-TEST - VIEW 1	A-11
A-21. TEST 840611 PRE-TEST - VIEW 2	A-12
A-22. TEST 840611 POST-TEST - VIEW 1	A-12
A-23. TEST 840611 POST-TEST - VIEW 2	A-13
A-24. TEST 840611 POST-TEST - FIRED FLASHBULB	A-13

SECTION 1.0
PURPOSE AND INTRODUCTION

PURPOSE

The purpose of conducting three bumper tests was to evaluate the velocity levels at which Romeo-Kojyo air bag sensors would fire when the vehicle was equipped with a pusher bar on the front bumper as used by various state police department vehicles which are being retrofitted with Romeo-Kojyo airbag systems. In addition, the vehicle was fitted with a prototype Breed Corporation mechanical airbag system firing mechanism which was undergoing preliminary testing at the time. The vehicle was tested using conditions not currently contained in a Federal Motor Vehicle Safety Standard.

INTRODUCTION

A 1979 Ford LTD 4-door sedan was towed into a fixed rigid barrier twice on June 8, 1984 and once on June 11, 1984 at velocities of 5.1 mph, 9.1 mph and 7.1 mph respectively. The tests were conducted to determine at what velocity levels the Romeo-Koyjo airbag system and its attendant sensors would fire. A Breed Corporation All Mechanical Air Bag System sensor was also monitored for firing signals.

The test vehicle contained no anthropomorphic dummies. Photographic coverage consisted of two (2) high speed 16mm motion picture films and still coverage. The purpose of the high speed film was to document the firing or non-firing of a flash bulb wired so it would light only if both the right front sensor and the safety sensor of the Romeo-Kojyo system were fired simultaneously. Other Romeo-Kojyo sensors on the vehicle which were monitored were the left front sensor and a special high level prototype sensor. The firing of the Breed System sensor was monitored by a single switch. The following table summarizes the firing of each system for the three tests.

TEST SPEED (MPH)	BREED SENSOR	ROMEO-KOJYO			
		RT. FRONT	SAFE	LEFT FRONT	HIGH
5.1	No	No	Yes	No	No
7.1	No	Yes	Yes	Yes	Yes
9.1	Yes	Yes	Yes	Yes	Yes

Section 2 contains General Test and Vehicle Parameter Data. Section 3 contains applicable data required by R & D. Appendix A contain pre-test and post-test vehicle photographs. Appendix B contains Data Plots.

SECTION 2.0
GENERAL TEST AND VEHICLE PARAMETER DATA

The following data sheets describe the General Test and Vehicle Parameter Data.

TEST VEHICLE INFORMATION

VEHICLE MANUFACTURER: Ford Motor Company of Canada Ltd.

MAKE/MODEL: Ford LTD

VIN: FOB63F103382F

BODY STYLE: 4-Door Sedan

MODEL YEAR: 1979

NHTSA NO.: R & D

COLOR: Burgundy

ENGINE DATA: TYPE: V8

CYLINDERS: 8

DISPLACEMENT 302 CID

TRANSMISSION DATA: 3-Speed Automatic

DATE VEHICLE RECEIVED: 5/31/84

ODOMETER READING: 86142

DEALER'S NAME AND ADDRESS: NA

ACCESSORIES:

POWER STEERING	Yes	AUTOMATIC TRANSMISSION	Yes
POWER BRAKES	Yes	AUTOMATIC SPEED CONTROL	No
POWER SEATS	No	TILTING STEERING WHEEL	No
POWER WINDOWS	No	TELESCOPING STEERING WHEEL	No
TINTED GLASS	Yes	AIR CONDITIONING	Yes
RADIO	Yes	ANTI-SKID BRAKE	No
CLOCK	No	REAR WINDOW DEFROSTER	No
OTHER			

REMARKS:

1. IS THE VEHICLE STOCK THROUGHOUT? Yes
2. DOES VEHICLE SHOW EVIDENCE OF PRIOR ACCIDENT HISTORY? No
3. DOES VEHICLE SHOW ANY SIGNIFICANT CORROSION? No
4. CONDITION OF THE FRONT/REAR BUMPER AND FRAME: Good

DATA FROM CERTIFICATION LABEL ON LEFT DOOR FACE OR "B" POST:

VEHICLE MANUFACTURED BY: Ford Motor Company of Canada Ltd.

DATE OF MANUFACTURE: 9/79

GVWR: 5333 LBS.

GAWR: FRONT 2719 LBS.; REAR 2664 LBS.

VEHICLE TIRE DATA

RECOMMENDED COLD TIRE PRESSURE: FRONT 31 psi; REAR 35 psi

TIRES ON VEHICLE (MFGR. & LINE, SIZE): Tiempo Goodyear P205/75 R 14

BIAS PLY, BELTED, OR RADIAL: Radial

PLY RATING: 4

IS SPARE TIRE "SPACE SAVER"? No

IS SPARE TIRE STANDARD EQUIPMENT? No

WEIGHT OF TEST VEHICLE WITH REQUIRED DUMMIES AND LBS. CARGO:

RIGHT FRONT	1130	LBS.	RIGHT REAR	780	LBS.
LEFT FRONT	1130	LBS.	LEFT REAR	750	LBS.
TOTAL FRONT WEIGHT	2260		LBS. (59.6 % OF TOTAL VEHICLE WEIGHT)		
TOTAL REAR WEIGHT	1530		LBS. (40.4 % OF TOTAL VEHICLE WEIGHT)		
TOTAL TEST WEIGHT	3790		LBS.		
WEIGHT OF BALLAST SECURED IN VEHICLE TRUNK AREA:			0		LBS.

TEST CONDITIONS

TEST NUMBER: 840608A

DATE OF TEST: 6/8/84

TIME OF TEST: 11:20

AMBIENT TEMPERATURE AT IMPACT AREA:

80°F

SUBJECT VEHICLE DATA

	<u>ACTUAL</u>	<u>INTENDED</u>
TEST WEIGHT (LBS.)	3790	DNA
VEHICLE VELOCITY (mph)	5.1	5

VEHICLE ATTITUDE (ALL DIMENSIONS IN INCHES):

DELIVERED ATTITUDE: RF 26 7/16 ;LF 25 5/8 ;RR 27 5/8 ;LR 26 15/16
PRE-TEST ATTITUDE: RF 26 11/16 ;LF 26 5/16 ;RR 26 3/4 ;LR 26 15/16
POST-TEST ATTITUDE: RF 26 11/16 ;LF 26 5/16 ;RR 26 13/16 ;LR 26 15/16

BUMPER STROKE (ALL DIMENSIONS IN INCHES):

LEFT BUMPER STROKE: 1/16

RIGHT BUMPER STROKE: 1/16

TEST CONDITIONS

TEST NUMBER: 840608B

DATE OF TEST: 6/8/84

TIME OF TEST: 13:00

AMBIENT TEMPERATURE AT IMPACT AREA:

80°F

SUBJECT VEHICLE DATA

	<u>ACTUAL</u>	<u>INTENDED</u>
TEST WEIGHT (LBS.)	3790	DNA
VEHICLE VELOCITY (mph)	9.1	9

VEHICLE ATTITUDE (ALL DIMENSIONS IN INCHES):

DELIVERED ATTITUDE: RF 26 7/16 ;LF 25 5/8 ;RR 27 5/8 ;LR 26 15/16
PRE-TEST ATTITUDE: RF 26 11/16 ;LF 26 5/16 ;RR 26 3/4 ;LR 26 15/16
POST-TEST ATTITUDE: RF 26 5/8 ;LF 26 1/8 ;RR 27 1/16 ;LR 26 3/4

BUMPER STROKE (ALL DIMENSIONS IN INCHES):

LEFT BUMPER STROKE: 1 5/16

RIGHT BUMPER STROKE: 2

TEST CONDITIONS

TEST NUMBER: 840611

DATE OF TEST: 6/11/84

TIME OF TEST: 14:50

AMBIENT TEMPERATURE AT IMPACT AREA:

80°F

SUBJECT VEHICLE DATA

	<u>ACTUAL</u>	<u>INTENDED</u>
TEST WEIGHT (LBS.)	3790	DNA
VEHICLE VELOCITY (mph)	7.1	7

VEHICLE ATTITUDE (ALL DIMENSIONS IN INCHES):

DELIVERED ATTITUDE: RF 26 7/16 ;LF 25 5/8 ;RR 27 5/8 ;LR 26 15/16

PRE-TEST ATTITUDE: RF 26 5/16 ;LF 25 7/8 ;RR 27 1/4 ;LR 27 3/16

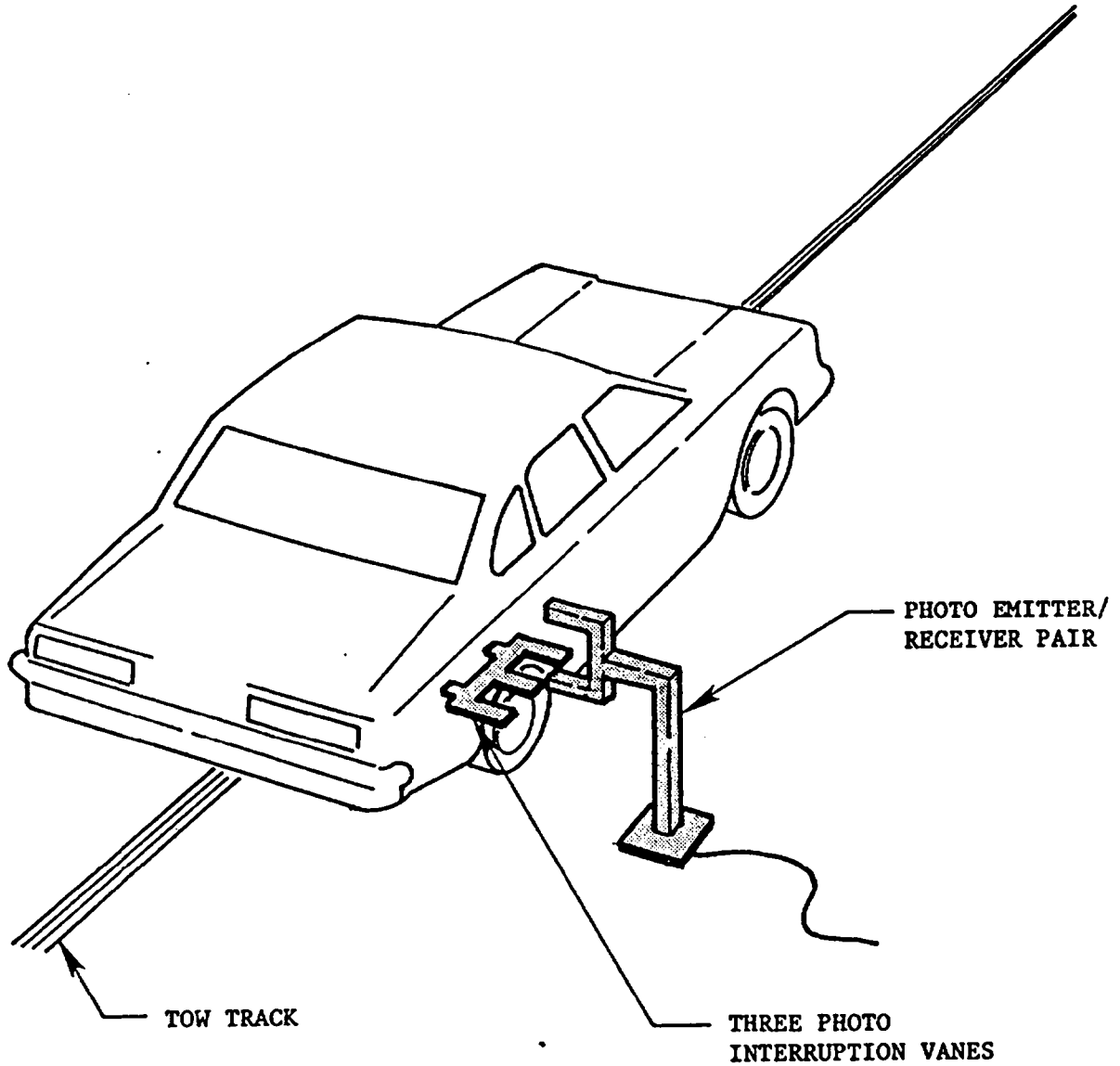
POST-TEST ATTITUDE: RF 26 5/16 ;LF 25 15/16 ;RR 26 13/16 ;LR 26 15/16

BUMPER STROKE (ALL DIMENSIONS IN INCHES):

LEFT BUMPER STROKE: 3 3/16

RIGHT BUMPER STROKE: 3 1/16

IMPACT VELOCITY MEASUREMENT SYSTEM



The final vane is located two inches before impact.

The vanes have one foot spacing.

SECTION 3.0
DATA REQUIRED BY R&D

The following pages are included in this section:

1. Vehicle accelerometer data summary
2. High speed camera information

VEHICLE ACCELEROMETER TEST NO. 840608A (5.1 MPH) DATA SUMMARY

NO.	LOCATION	POSITIVE DIRECTION		NEGATIVE DIRECTION	
		MAX (g)	TIME (msec)	MAX (g)	TIME (msec)
1	LEFT FRONT CROSSMEMBER (LONGITUDINAL)	3.09	166.88	9.23	38.75
2	RIGHT FRONT CROSSMEMBER (LONGITUDINAL) $\Delta V = -5.2 \text{ mph @ } 143.38 \text{ msec}$	1.36	22.75	10.43	13.00
3	LOWER STEERING COLUMN (LONGITUDINAL) $\Delta V = -5.8 \text{ mph @ } 107.63 \text{ msec}$	0.75	118.75	6.84	37.50
	(VERTICAL) $\Delta V = 5.1 \text{ mph @ } 0.00 \text{ msec}$	0.93	181.63	5.58	39.38
4	UPPER STEERING COLUMN (LONGITUDINAL) $\Delta V = -5.7 \text{ mph @ } 105.50 \text{ msec}$	0.96	155.50	6.55	37.63
	(VERTICAL) $\Delta V = 7.6 \text{ mph @ } 56.63 \text{ msec}$	5.32	80.63	5.96	46.38
5	LEFT B-PILLAR (LONGITUDINAL)	0.52	186.63	6.87	36.25

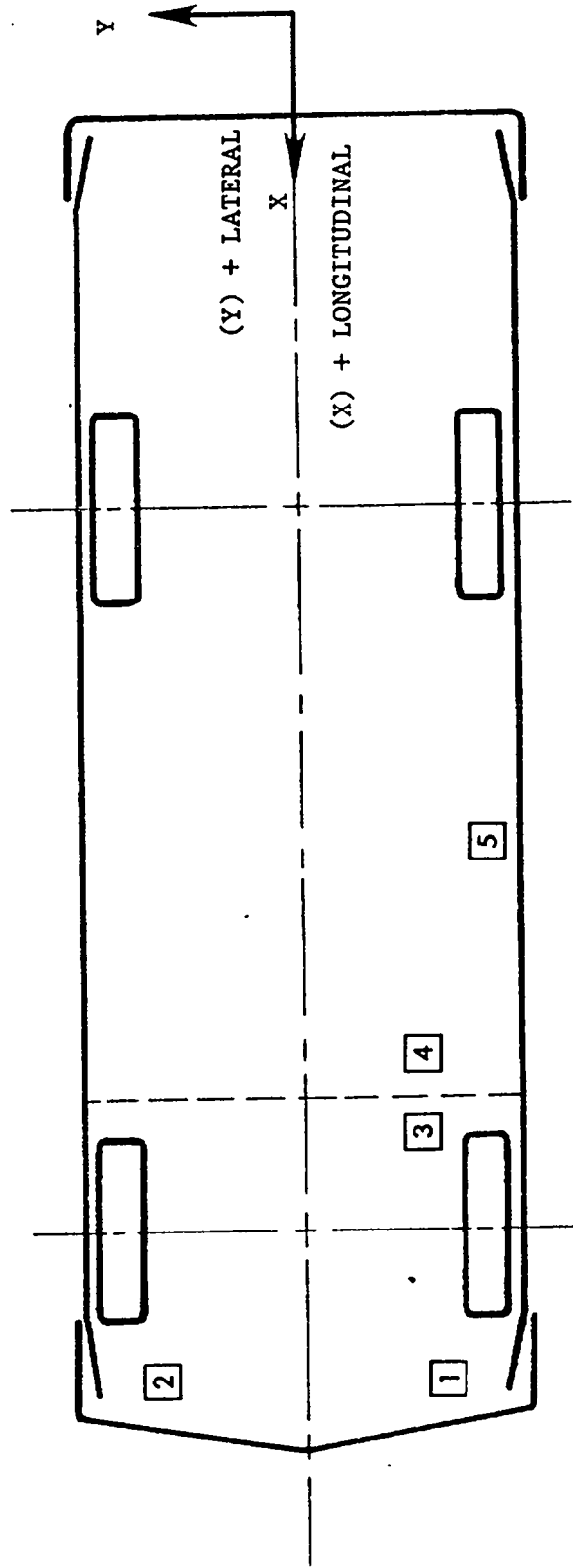
VEHICLE ACCELEROMETER TEST NO. 840608B (9.1 MPH) DATA SUMMARY

NO.	LOCATION	POSITIVE DIRECTION		NEGATIVE DIRECTION	
		MAX (g)	TIME (msec)	MAX (g)	TIME (msec)
1	LEFT FRONT CROSSMEMBER (LONGITUDINAL)	2.08	110.63	19.25	59.63
2	RIGHT FRONT CROSSMEMBER (LONGITUDINAL) $\Delta V = -9.5 \text{ mph @ } 145.63 \text{ msec}$	3.56	32.00	24.39	37.75
3	LOWER STEERING COLUMN (LONGITUDINAL) $\Delta V = -10.7 \text{ mph @ } 105.88 \text{ msec}$ (VERTICAL) $\Delta V = 9.1 \text{ mph @ } 0.00 \text{ msec}$	1.01 3.97	133.63 85.25	11.44 7.16	46.00 45.63
4	UPPER STEERING COLUMN (LONGITUDINAL) $\Delta V = -10.9 \text{ mph @ } 106.50 \text{ msec}$ (VERTICAL) $\Delta V = 13.5 \text{ mph @ } 180.25 \text{ msec}$	1.14 5.32	187.63 88.00	11.51 10.39	44.63 51.13
5	LEFT B-PILLAR (LONGITUDINAL)	0.91	181.38	11.85	52.00

VEHICLE ACCELEROMETER TEST NO. 840611 (7.1 MPH) DATA SUMMARY

NO.	LOCATION	POSITIVE DIRECTION		NEGATIVE DIRECTION	
		MAX (g)	TIME (msec)	MAX (g)	TIME (msec)
1	LEFT FRONT CROSSMEMBER (LONGITUDINAL)	3.78	27.88	15.85	20.00
2	RIGHT FRONT CROSSMEMBER (LONGITUDINAL) $\Delta V = -8.9$ mph @ 109.75 msec	1.74	146.50	10.57	35.88
3	LOWER STEERING COLUMN (LONGITUDINAL) $\Delta V = 7.1$ mph @ 1.88 msec	1.09	146.25	8.86	44.38
	(VERTICAL) $\Delta V = 10.5$ mph @ 186.75 msec	1.51	105.25	5.98	46.25
4	UPPER STEERING COLUMN (LONGITUDINAL) $\Delta V = 7.1$ mph @ 0.00 msec	1.04	146.00	8.60	44.50
	(VERTICAL) $\Delta V = 10.3$ mph @ 194.00 msec	2.62	85.13	7.46	51.75
5	LEFT B-PILLAR (LONGITUDINAL)	1.19	130.88	9.50	55.25

VEHICLE ACCELEROMETER LOCATIONS



HIGH SPEED CAMERA INFORMATION

CAMERA NO.	LOCATION	TYPE	LENS (mm)	SPEED (fps)	PURPOSE OF CAMERA DATA
1	Driver's Side	Photosonic 1B	25	500	Bumper Stroke
2	Driver's Side	Photosonic 1B	50	500	Bumper Stroke

TEST NOS.: 840608A, 840608B and 840611

APPENDIX A
PHOTOGRAPHS



Figure A-19. TEST 840608B POST-TEST - FIRED FLASHBULB



Figure A-20. TEST 840611 PRE-TEST - VIEW 1




Figure A-21. TEST 840611 PRE-TEST - VIEW 2




Figure A-22. TEST 840611 POST-TEST - VIEW 1




Figure A-23. TEST 840611 POST-TEST - VIEW 2


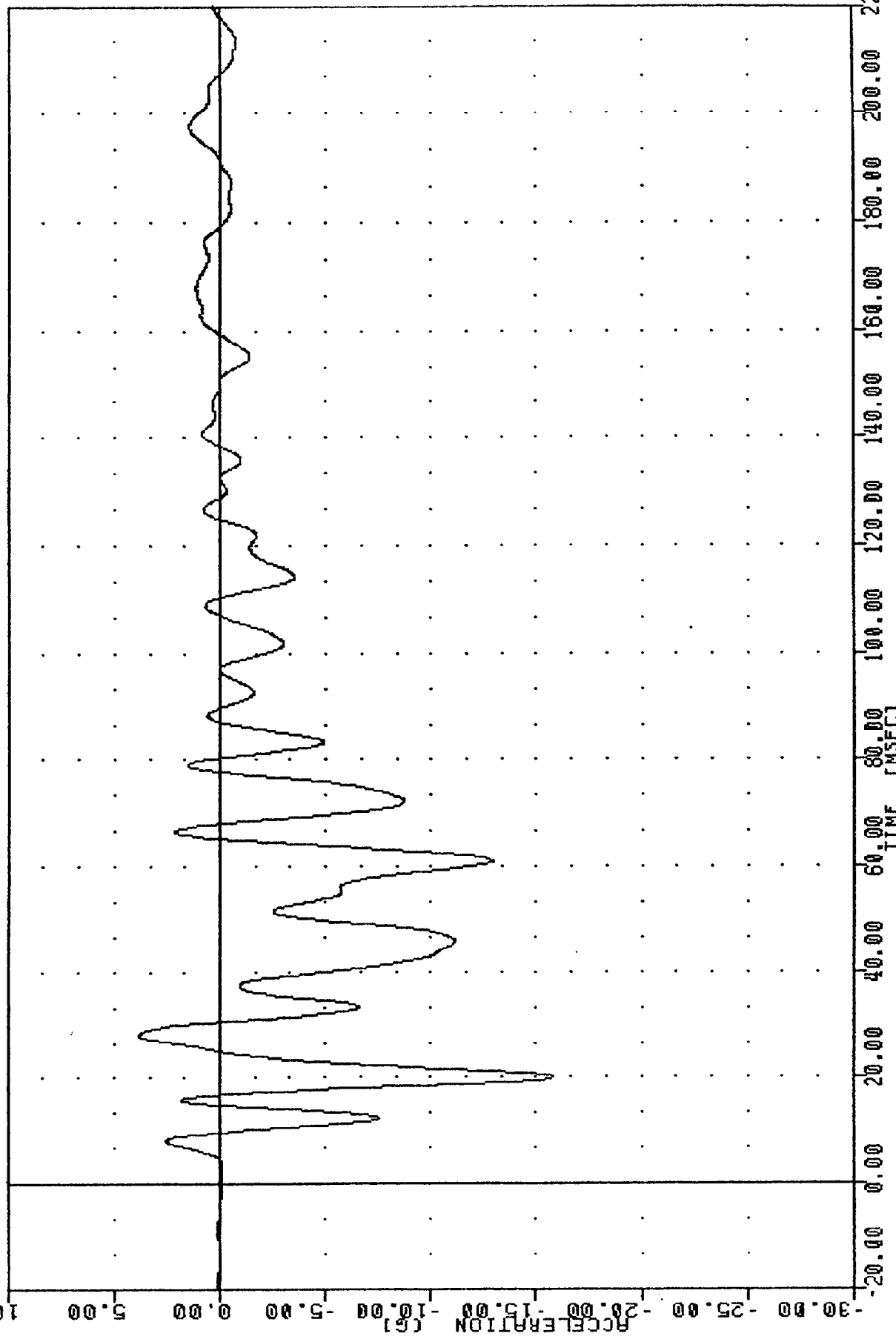


Figure A-24. TEST 840611 POST-TEST - FIRED FLASHBULB

APPENDIX B
DATA PLOT PRESENTATION

Data plots generated from the crash test data are presented on the following pages. All data are recorded on magnetic tape for inclusion in the NHTSA crash test data base system. All data were filtered according to SAE J211, except that dummy thorax data were filtered using the HSRI filter.

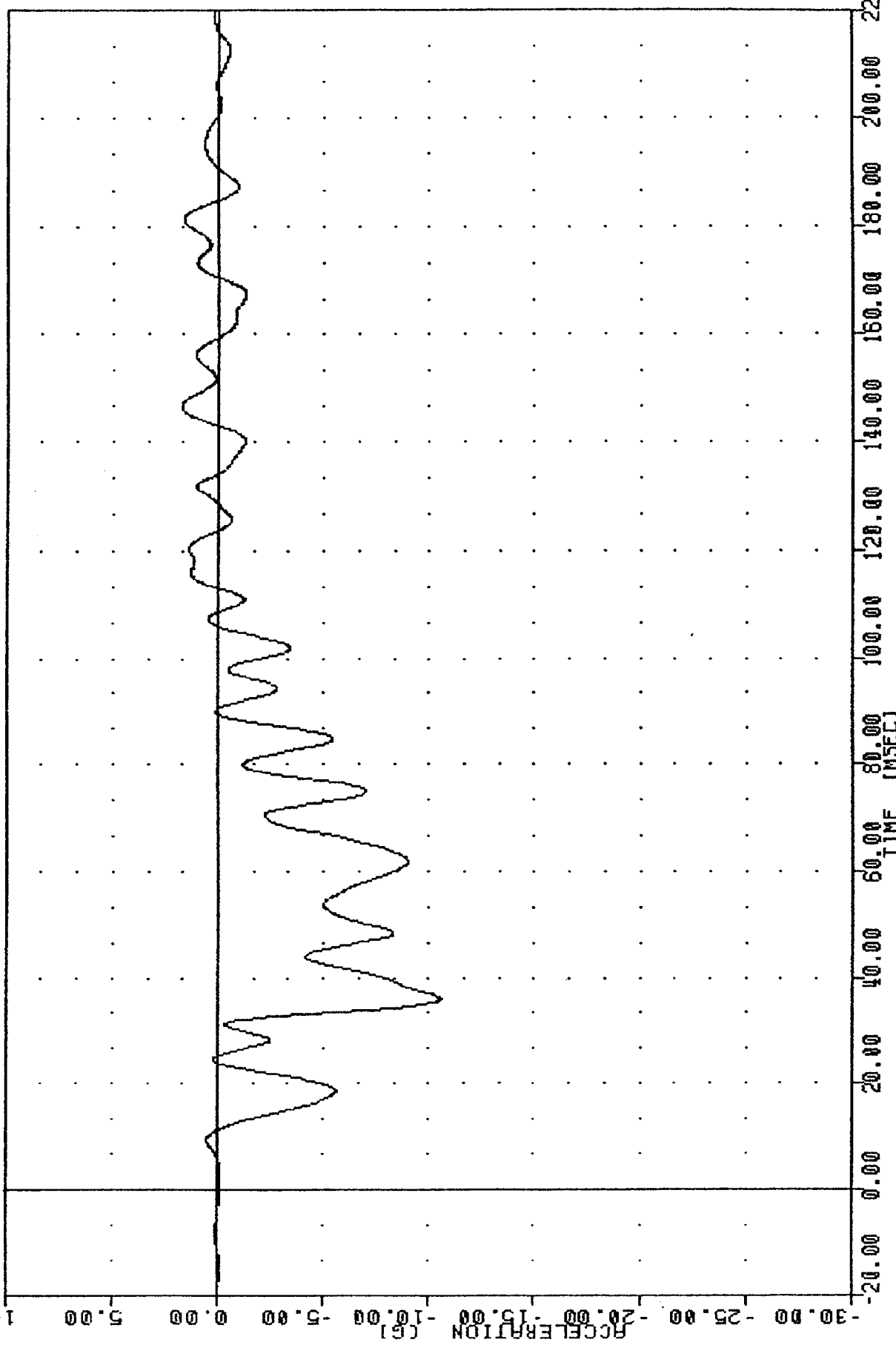
7.1 MPH, 840611, 13-JUN-84, 13:54:09
AIR BAG DEMONSTRATION
84163
FFCXGL
FILTER = BLPF 100/ 316/ -40
MIN. MAX VALUES = -15.85e 20.00, 3.78 e 27.88



B-36

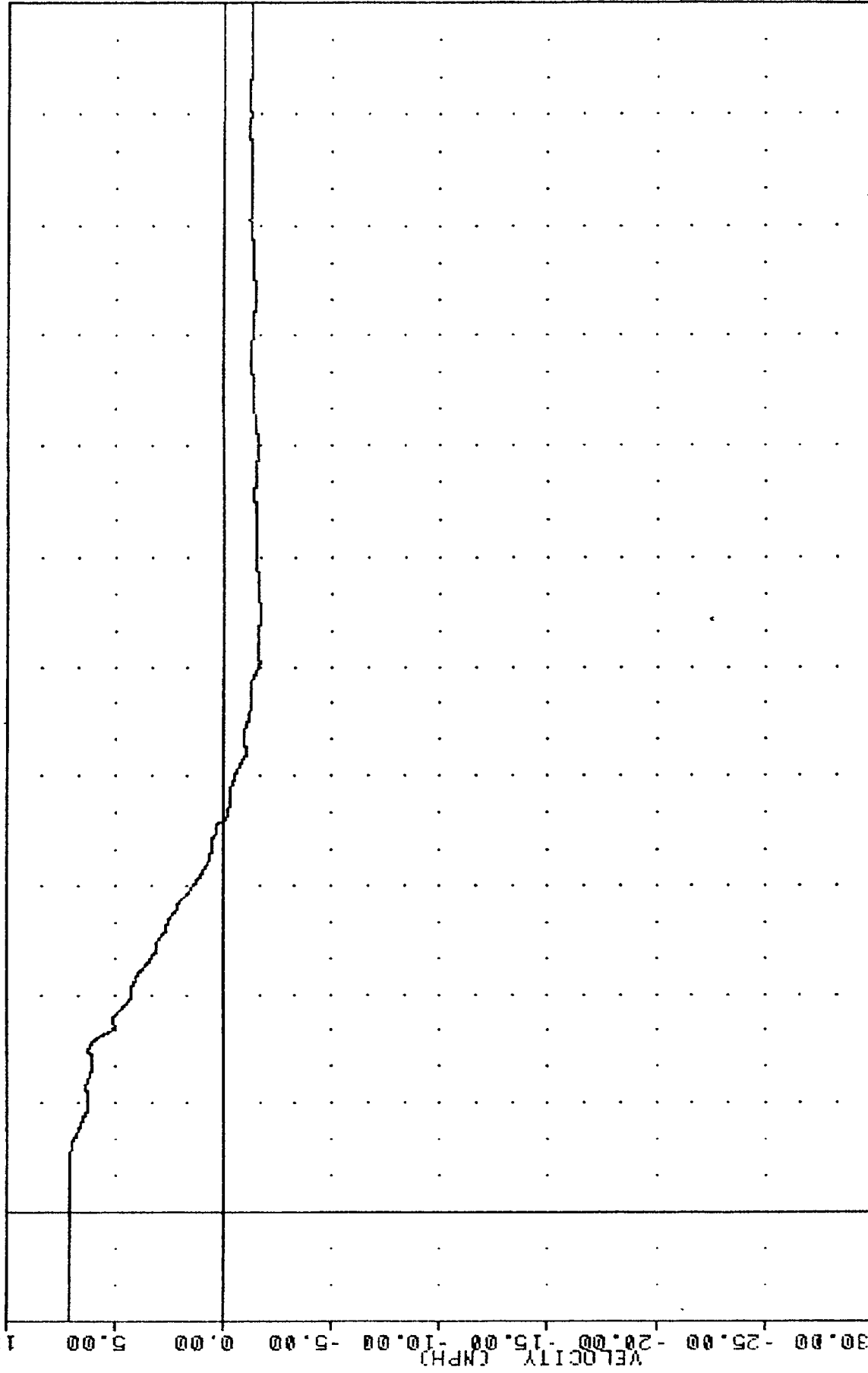
FORD LTD INTO FIXED BARRIER
LEFT FRONT FRAME X-MEMBER ACCEL X AXIS

7.1 MPH 840611 13-JUN-84 13:54:09
AIR BAG DEMONSTRATION
84163 FILTER = BLPF 100/ 316/ -40
FFCXGA MIN. MAX VALUES = -10.57 e 35.88, 1.74 e 146.50



FORD LTD INTO FIXED BARRIER
RIGHT FRONT FRAME X-MEMBER ACCEL X AXIS

7.1 MPH, 040611 PLOT DATE 26 JUN 84 13:37:36
 AIR BAG DEMONSTRATION
 84163 FILTER = BLPF 300/ 949/ -40
 FFCXVA MIN, MAX VALUES = -1.75 109.75, 7.13 8.38

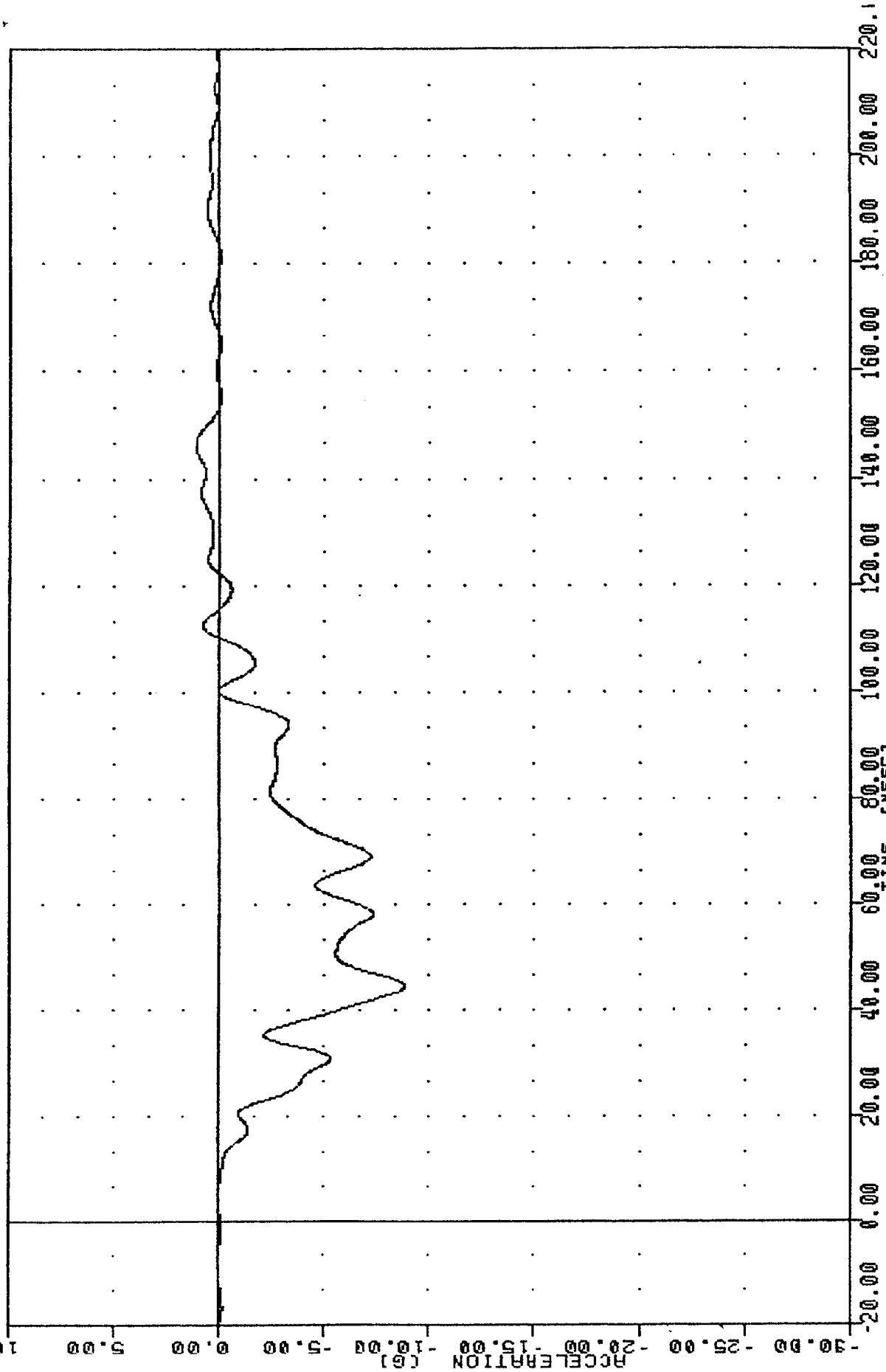


-30.00
 -25.00
 -20.00
 -15.00
 -10.00
 -5.00
 0.00
 5.00
 10.00

0.00 20.00 40.00 60.00 80.00 100.00 120.00 140.00 160.00 180.00 200.00 220.00
 TIME (MSEC)

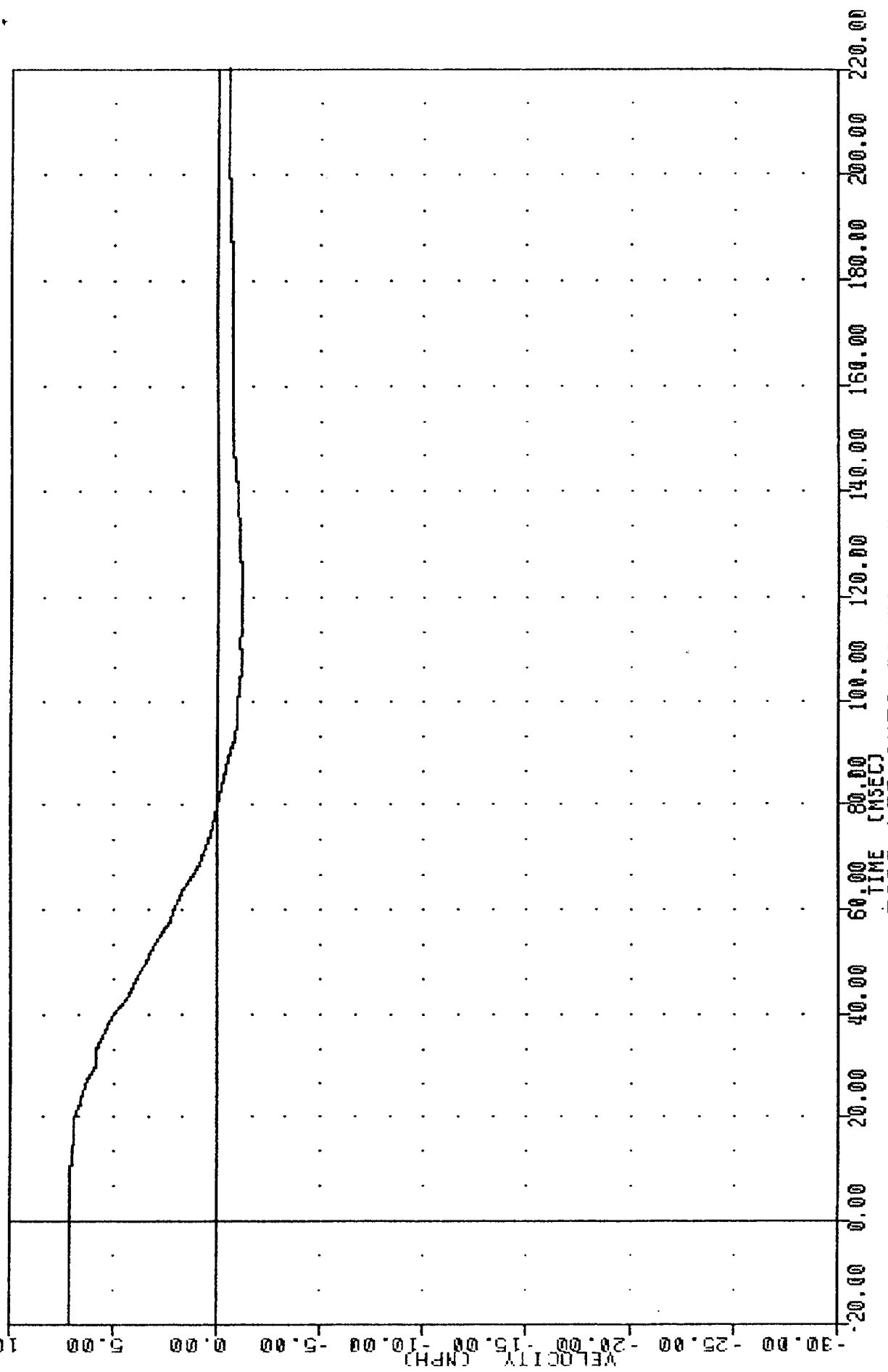
FORD LTD INTO FIXED BARRIER
 DELTA V USING FFCXGR

7.1 MPH
 AIR BAG DEMONSTRATION
 84163
 SCAP61
 FILTER = 8LPF 100/ 316/ -40
 MIN. MAX VALUES = -8.86e 44.38, 1.09 e 146.25
 PLT DATE 1 JUN 81 10:41:00



FORD LTD INTO FIXED BARRIER 7.1 MPH
 STEERING COLUMN ACCELERATION LOWER

7.1 MPH, 8.0V11, PLOT DATE 26-SEP-84 13:57:36
 AIR BAG DEMONSTRATION
 84163
 SCAPV1
 FILTER = BLPF 300/ 949/ -40
 MIN. MAX VALUES = -1.18e 118.88, 7.10 e -20.00



FORD LTD INTO FIXED BARRIER
 DELTA V USING SCAPG1

7.1 MPH , 840611
AIR BAG DEMONSTRATION
84163
SCRIV1

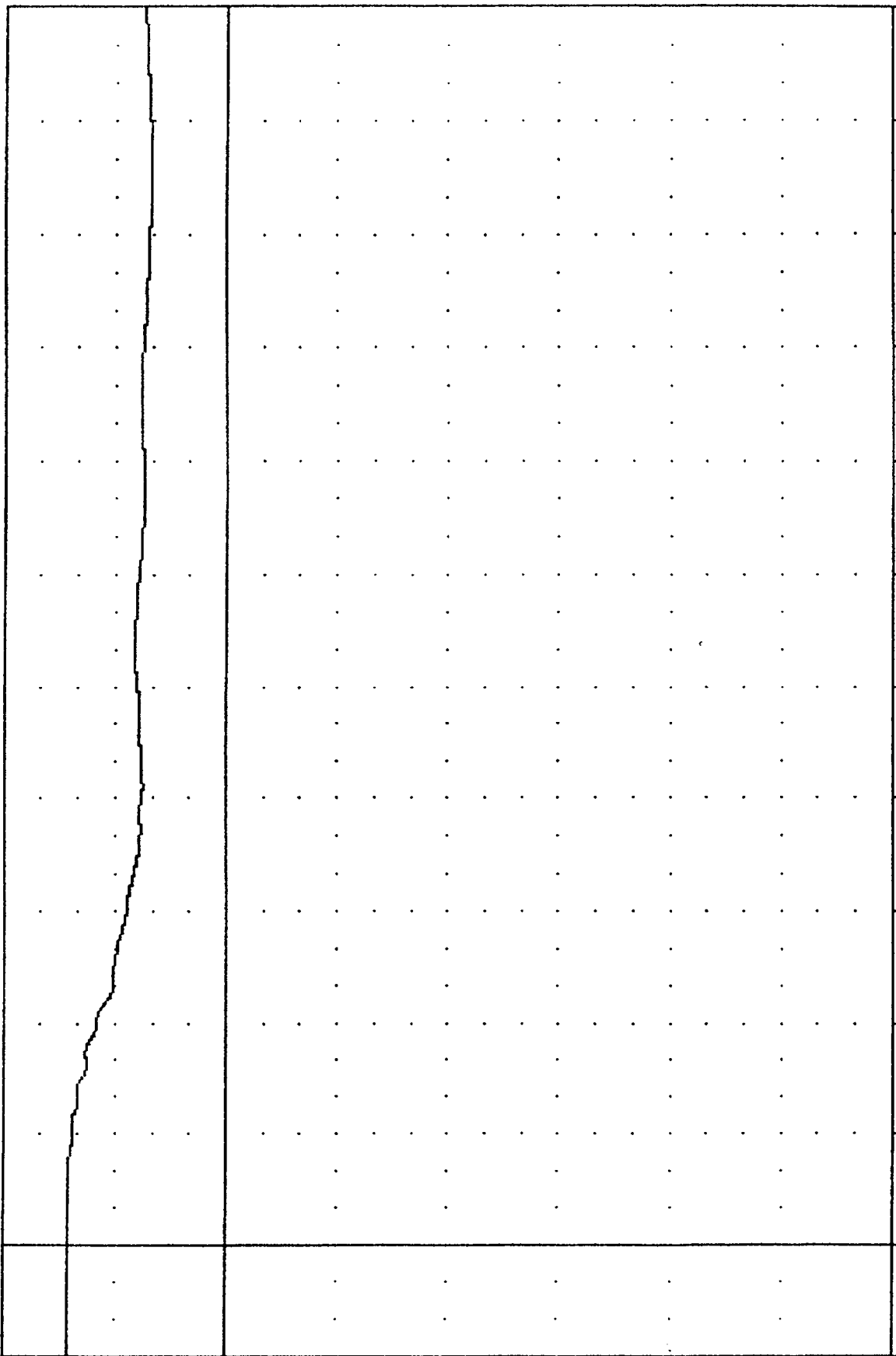
PLOT DATE 18-JUL-84 16:15:31

FILTER = BLPF 300/ 949/ -40

MIN. MAX VALUES = 3.37 186.75 , 7.13 6.50

10.00
5.00
0.00
-5.00
-10.00
-15.00
-20.00
-25.00
-30.00

B-42

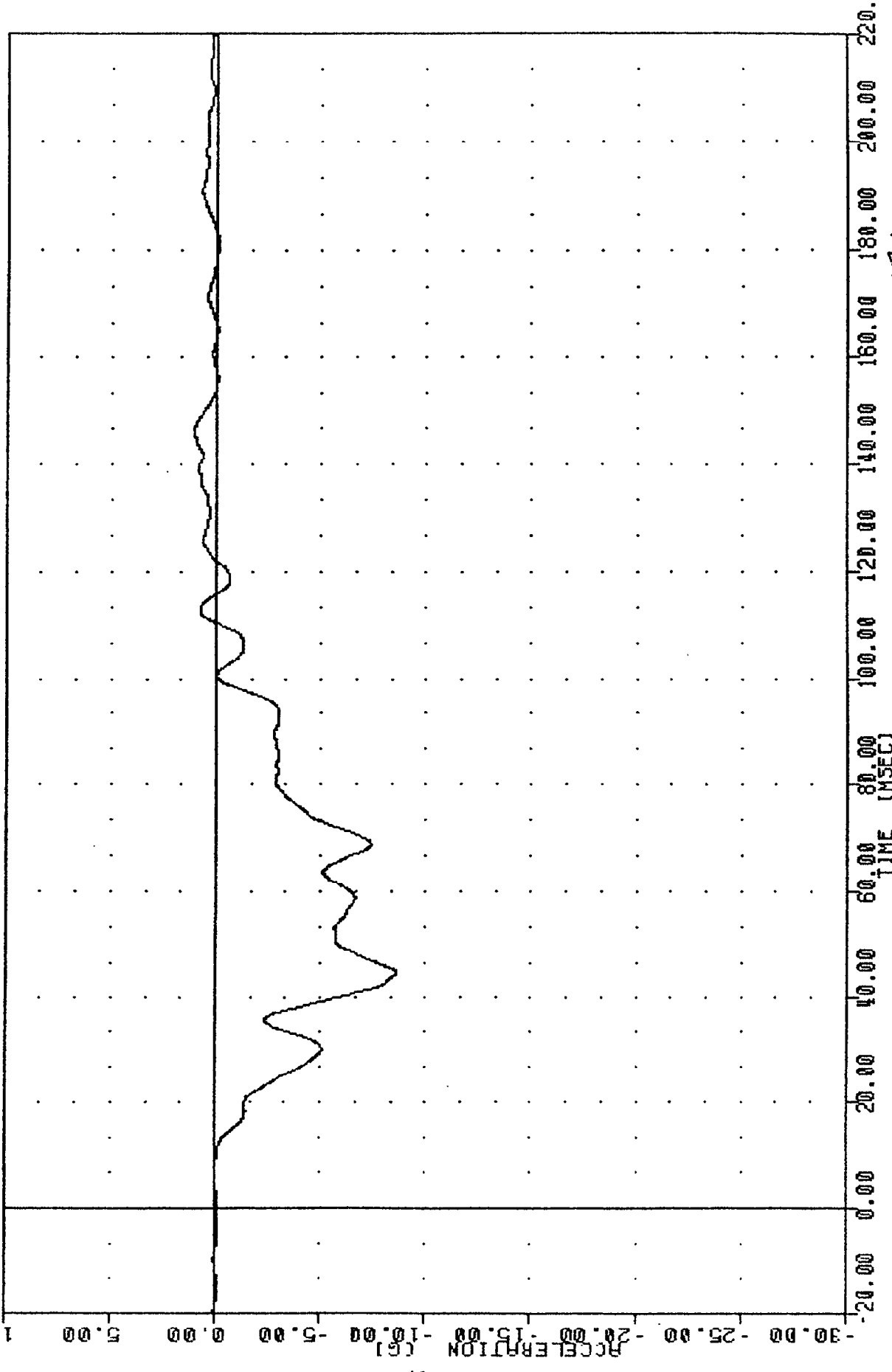


-20.00 0.00 20.00 40.00 60.00 80.00 100.00 120.00 140.00 150.00 180.00 200.00 220.00

TIME (MSEC)

FORD LTD INTO FIXED BARRIER
DELTA V HISTO SCAT1

7.1 MPH
 AIR BAG DEMONSTRATION
 84163
 SCAPG2
 FILTER = BLPF 100/ 316/ -40
 MIN. MAX VALUES = -8.60e 44.50, 1.04 e 146.00
 PLUT DATE 13-JUN-84 13:54:09

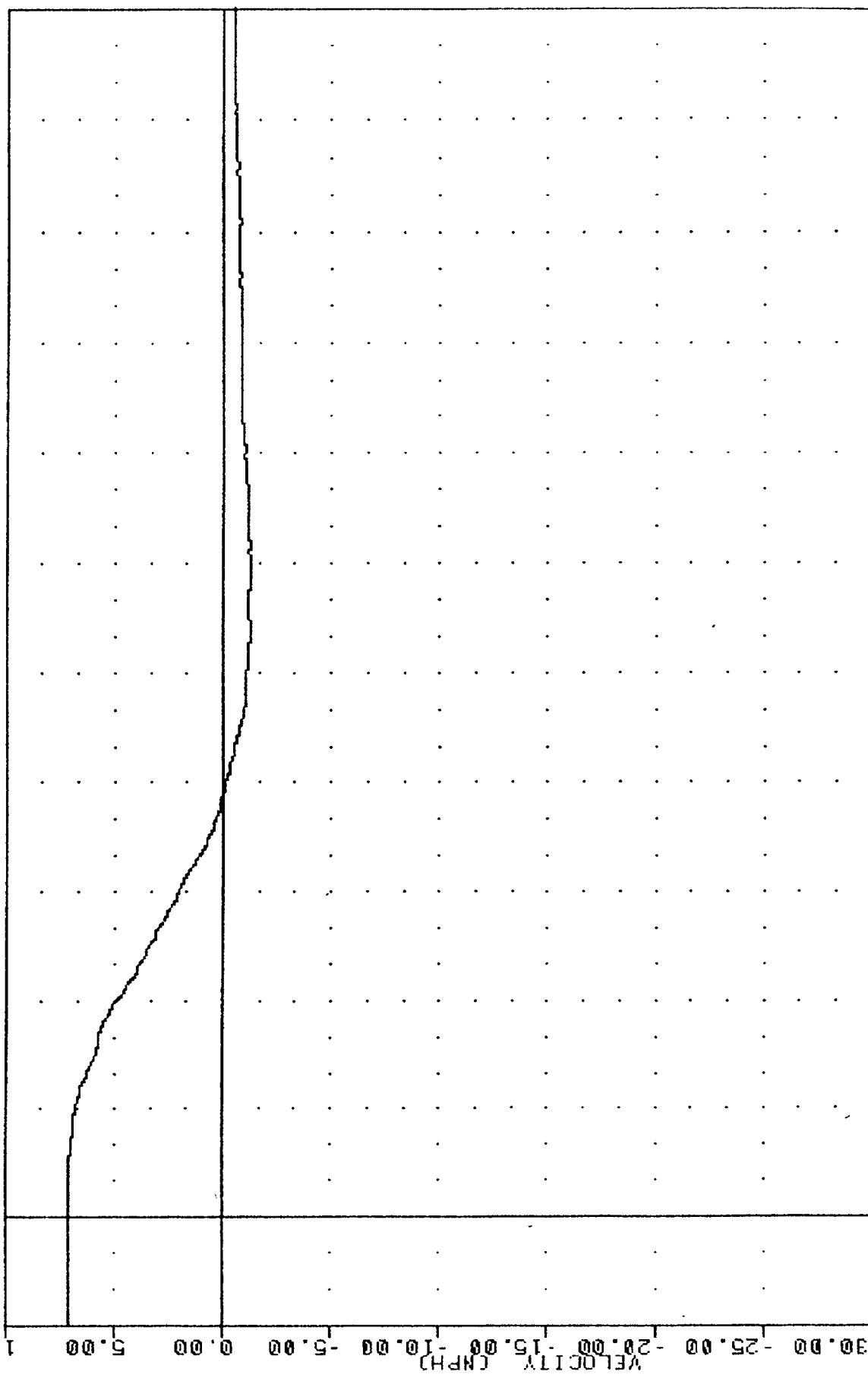


B-43

FORD LTD INTO FIXED BARRIER 7.1 MPH
 STEERING COLUMN ACCELERATION UPPER

7.1 MPH, 0.0311, PLOT DATE 18 DEC 84, 16:13:31
 AIR BAG DEMONSTRATION
 84163
 SCAPV2

FILTER = 8LPF 300/ 949/ -40
 MIN. MAX VALUES = -1.29e 107.38, 7.10 e -20.00



B-44

30.00
25.00
20.00
15.00
10.00
5.00
0.00
-5.00
-10.00
-15.00
-20.00
-25.00
-30.00

10.00
5.00
0.00
-5.00
-10.00
-15.00
-20.00
-25.00
-30.00

20.00 40.00 60.00 80.00 100.00 120.00 140.00 160.00 180.00 200.00 220.00

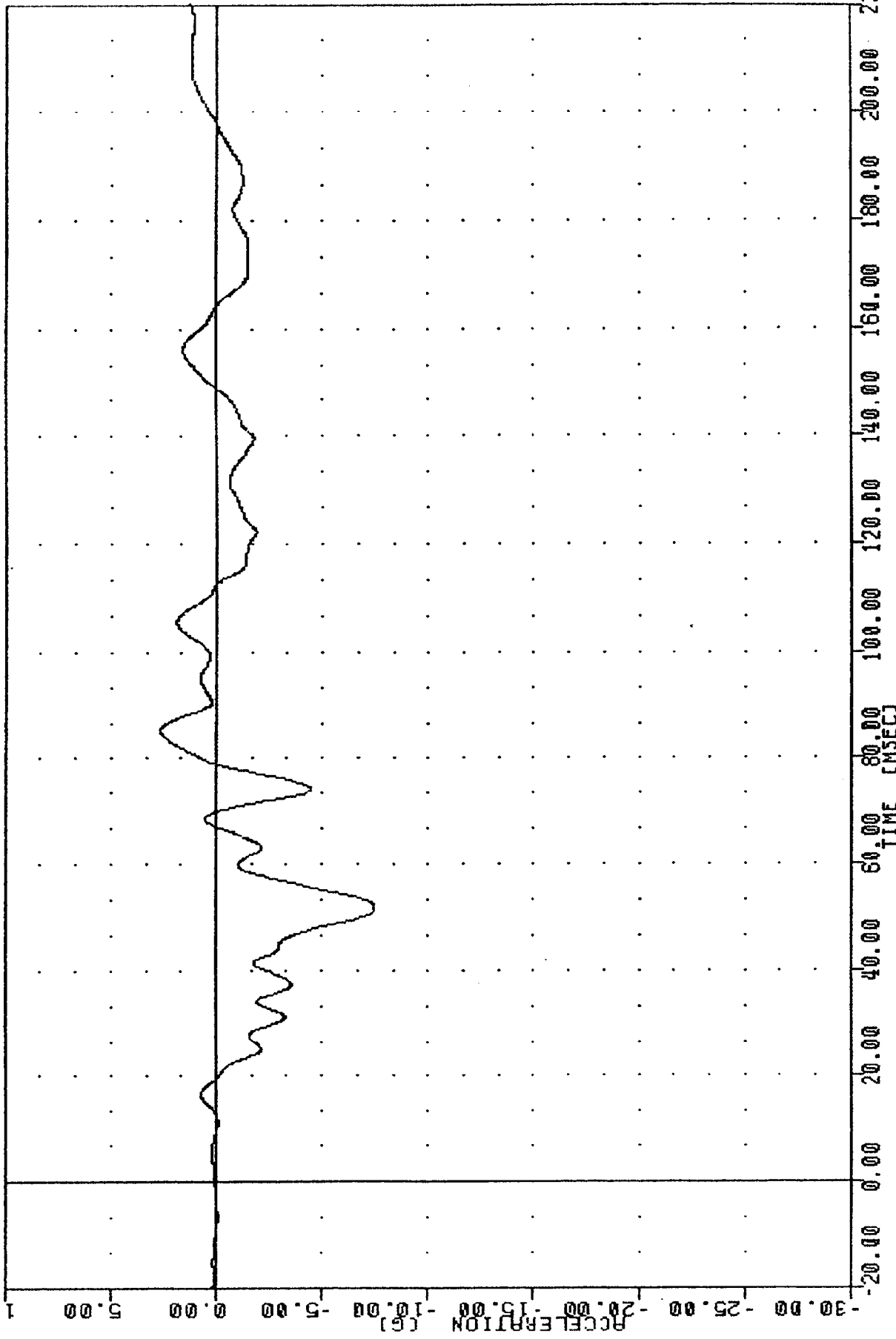
TIME (MSEC)

FORD LTD INTO FIXED BARRIER
 DELTA V USING SCAPG2

7.1 MPH
AIR BAG DEMONSTRATION
84163
SCHIG2

13-JUN-84 13:34:09

FILTER = BLPF 100/ 316/ -40
MIN. MAX VALUES = -7.46e 51.75, 2.62 e 85.13



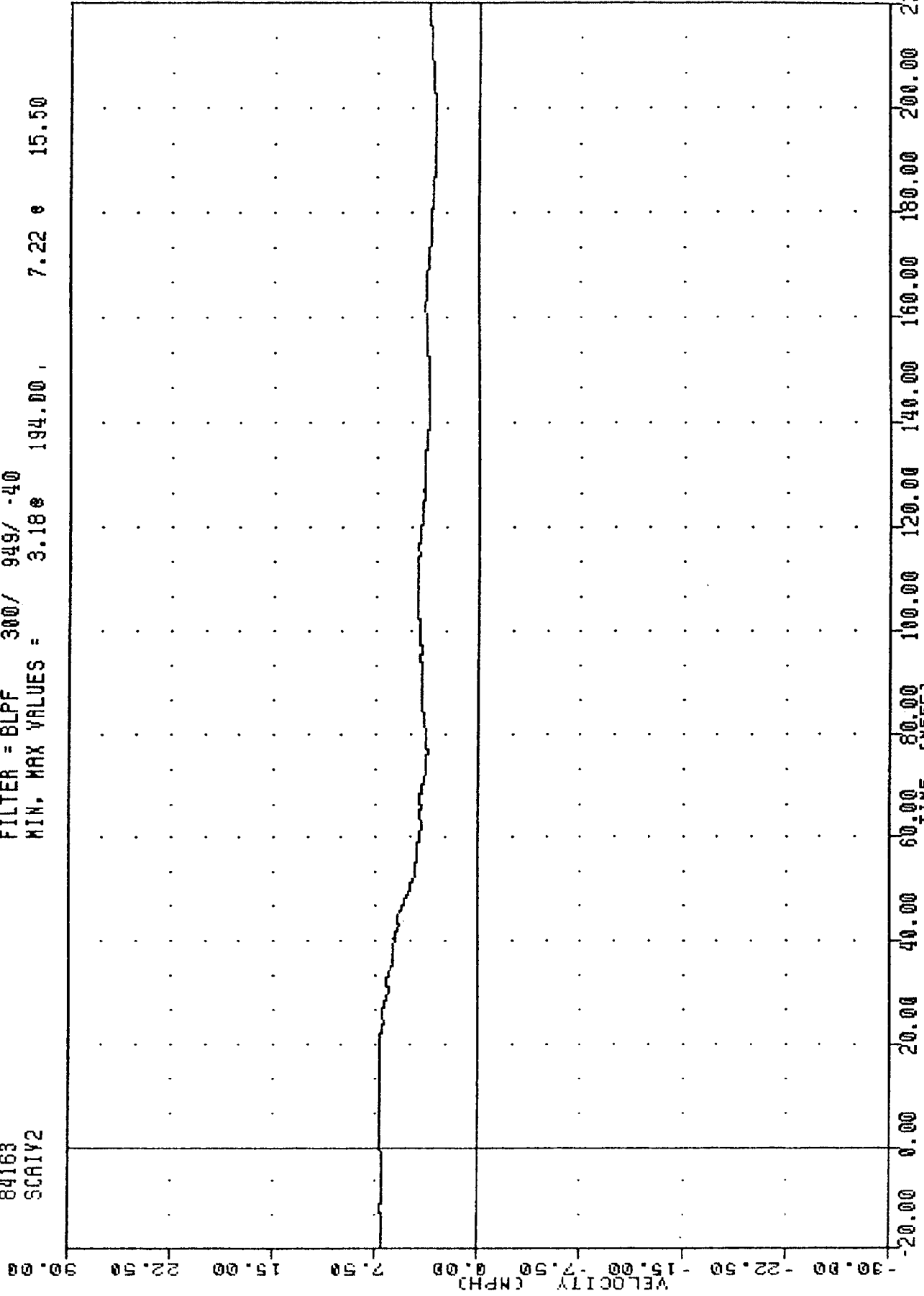
B-45

FORD LTD INTO FIXED BARRIER
STEERING COLUMN ACCELERATION UPPER

7.1 MPH
AIR BAG DEMONSTRATION
84163
SCAIY2

PLOT DATE 18-JUL-84 16:15:31

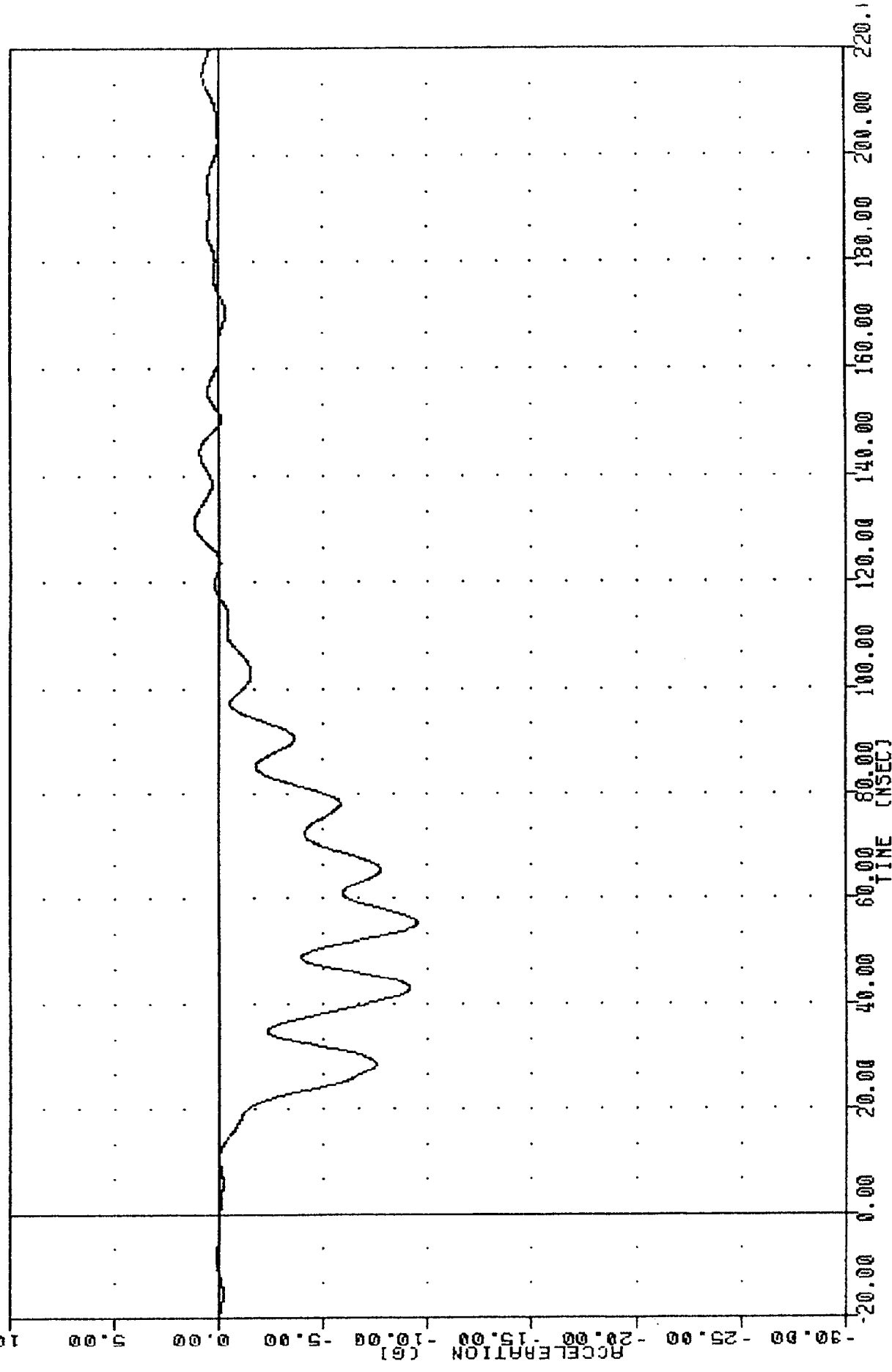
FILTER = BLPF 300/ 949/ -40
MIN, MAX VALUES = 3.18e 194.00 , 7.22 e 15.50



B-46

FORD LTD INTO FIXED BARRIER
DEL TO VICTIMS CENTER

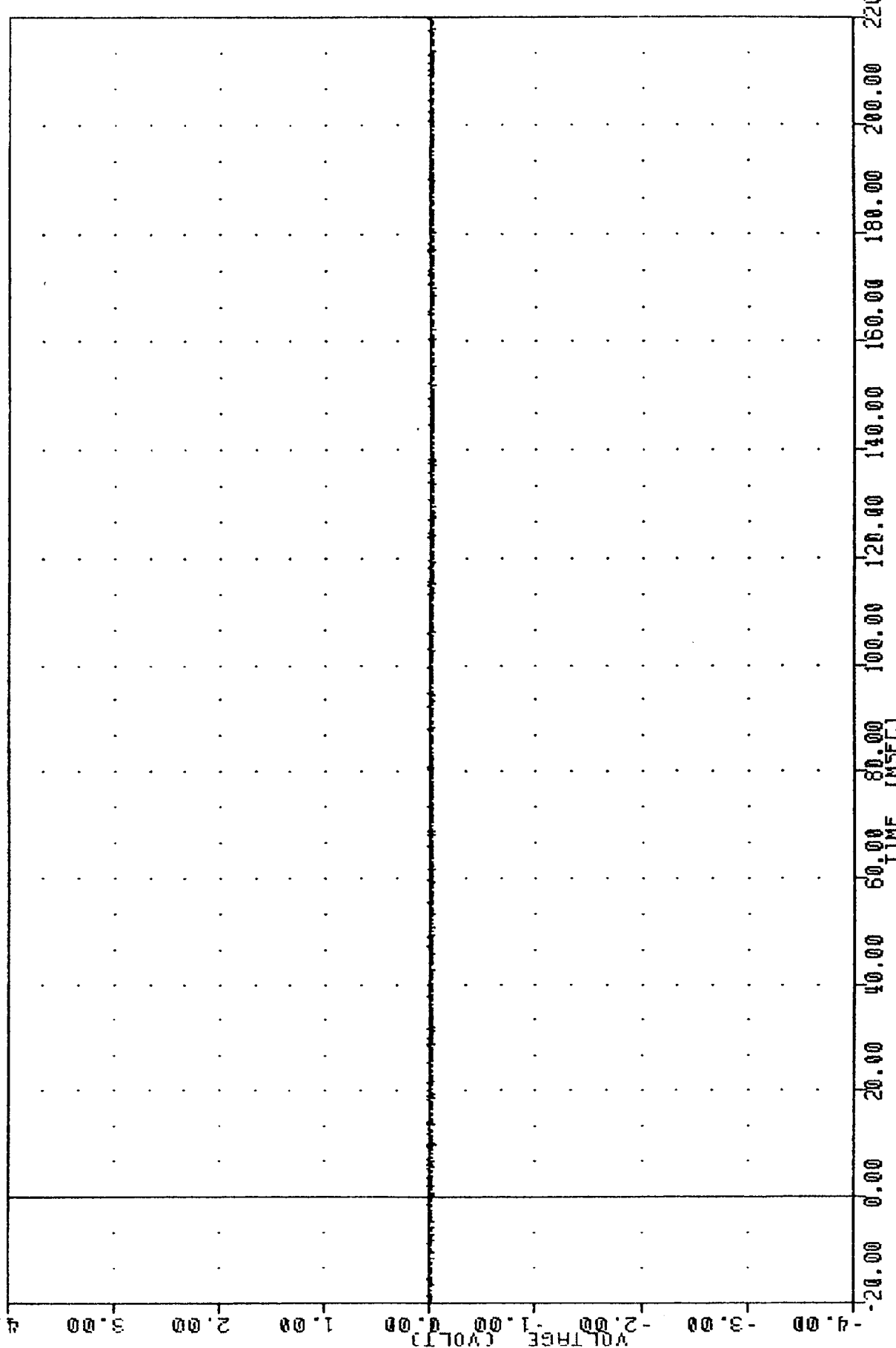
7.1 MPH
 AIR BAG DEMONSTRATION
 84163
 LPBX5
 FILTER = BLPF 100/ 316/ -40
 MIN, MAX VALUES = -9.50e 55.25, 1.19 e 130.88
 PLOT DATE 15 JUN 84 13:34:09



FORD LTD INTO FIXED BARRIER
 PILLAR LEFT B ACCELERATION X AXIS

7.1 MPH
 AIR BAG DEMONSTRATION
 84163
 ABT5

PLOT DATE 13-JUN-84 13:54:54
 FILTER = ALPF 1650/ 5214/ -40
 MIN. MAX VALUES = -0.058 9.88, 0.038 65.75

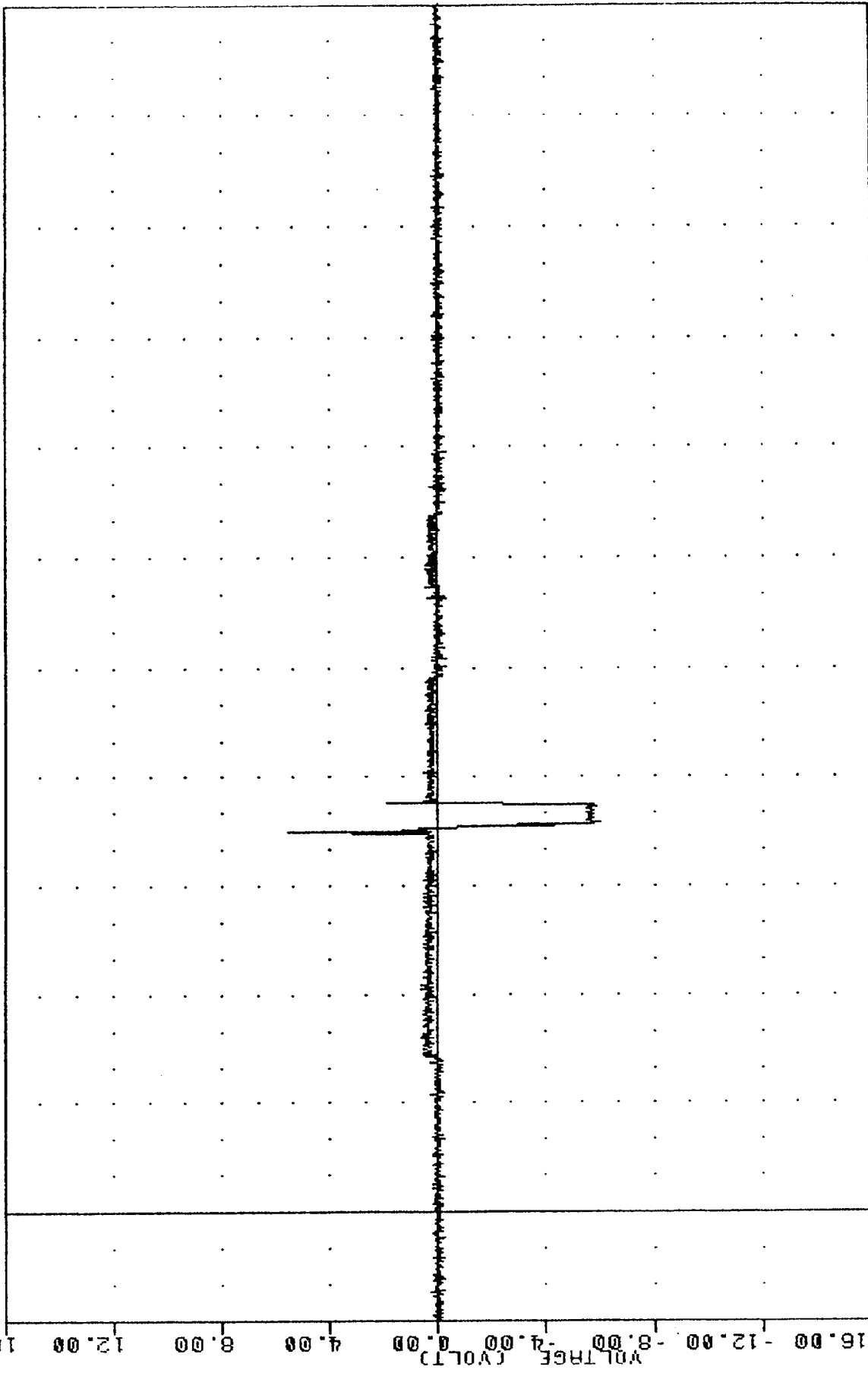


FORD LTD INTO FIXED BARRIER
 BREED SWITCH

7.1 MPH
 AIR BAG DEMONSTRATION
 84163
 ABT4

840611
 13 JUN 84 13:34:54

FILTER = ALPF 1650/ 5214/ -40
 MIN, MAX VALUES = -6.01e 71.50, 5.53 e 69.63



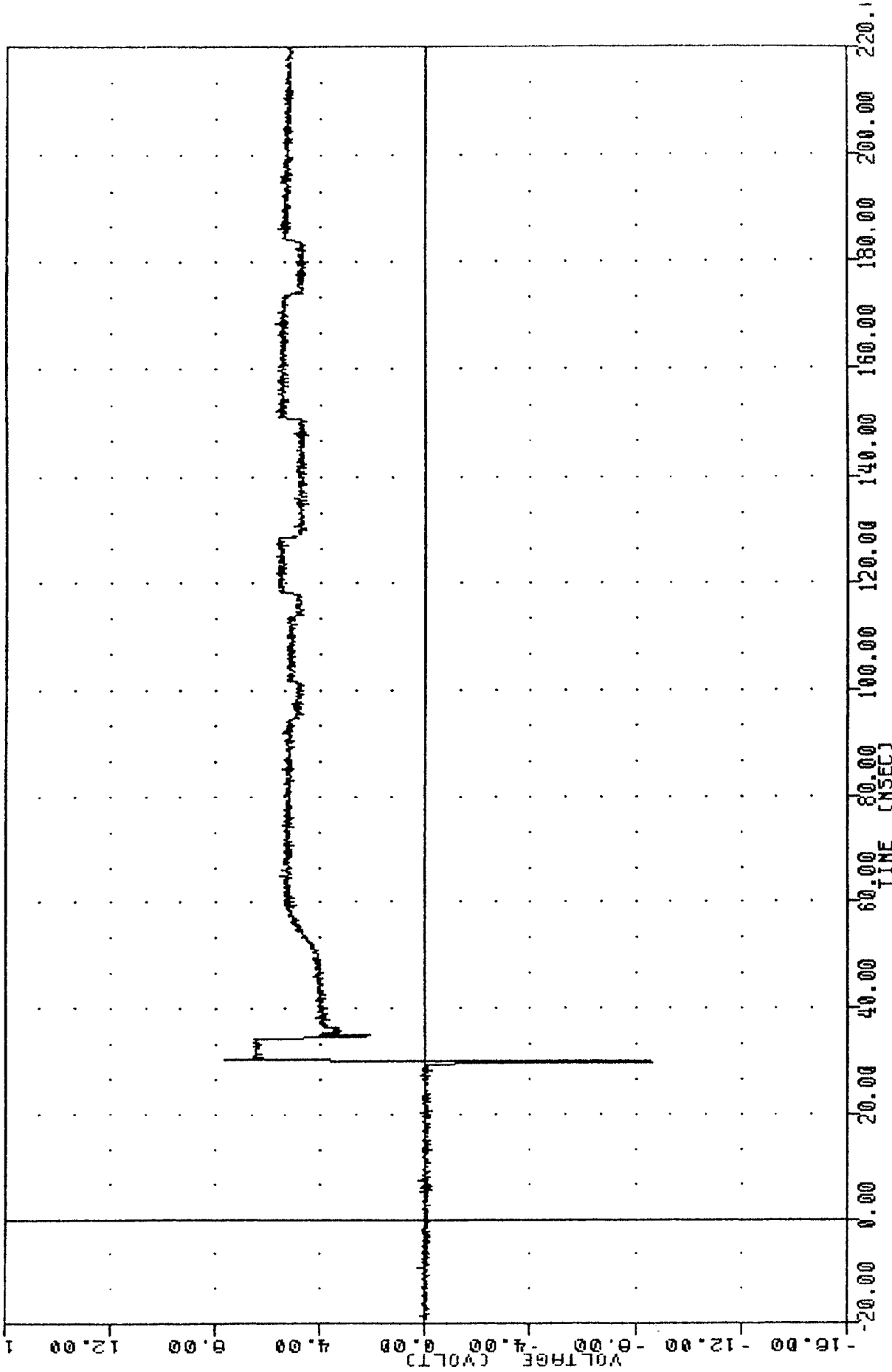
-16.00
 -12.00
 -8.00
 -4.00
 0.00
 4.00
 8.00
 12.00
 16.00

-20.00 0.00 20.00 40.00 60.00 80.00 100.00 120.00 140.00 160.00 180.00 200.00 220.00

TIME (MSEC)

FORD LTD INTO FIXED BARRIER
 HIGH LEVEL SW

7.1 MPH, 840611, 15-JUN-84 13:34:54
AIR BAG DEMONSTRATION
84163
ABT3
FILTER = ALPF 1650/ 5214/ -40
MIN, MAX VALUES = -8.63 7.62 30.38



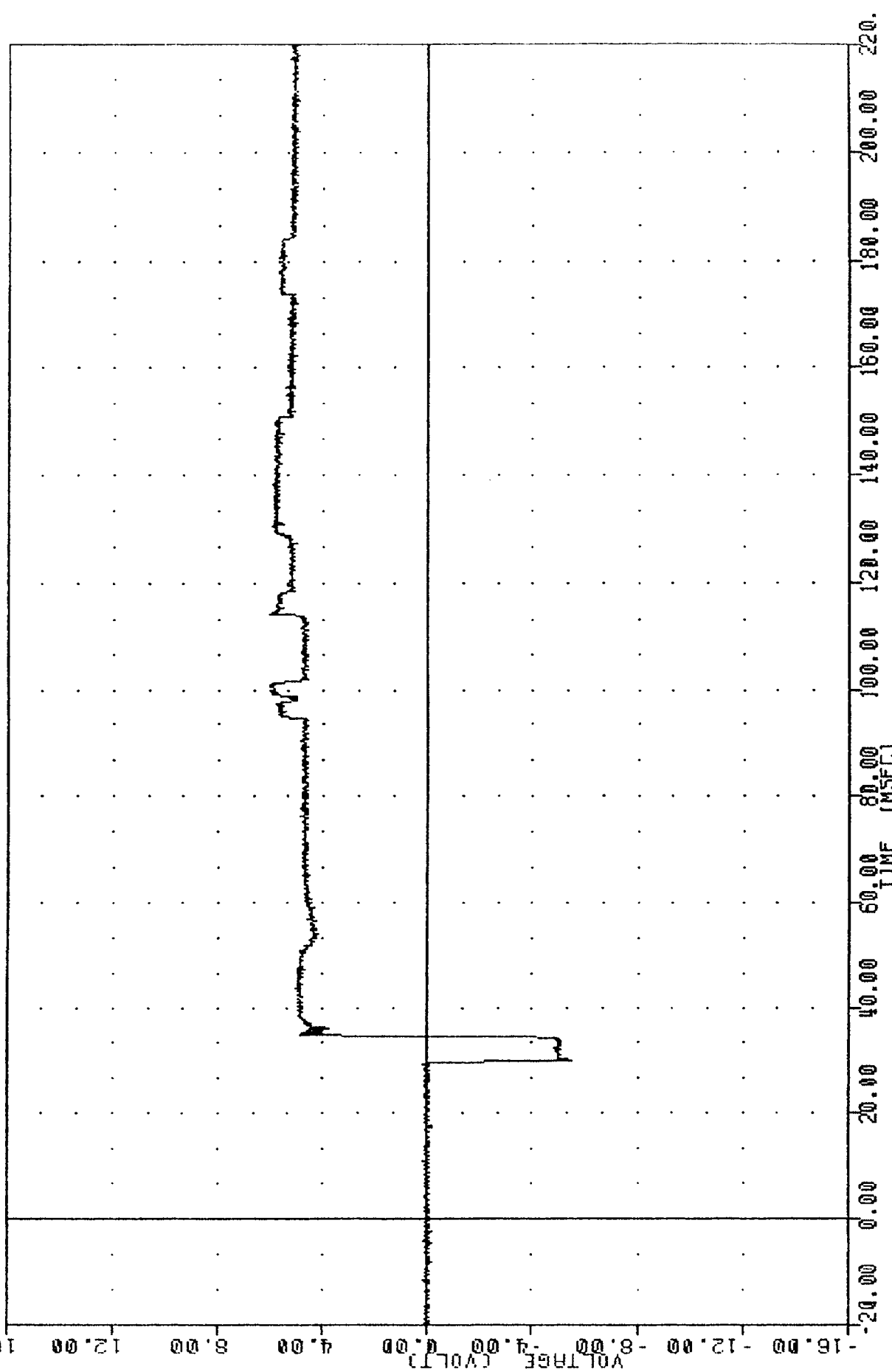
B-50

FORD LTD INTO FIXED BARRIER
AIR BAG SAFETY SENSOR

7.1 MPH
AIR BAG DEMONSTRATION
84163
ABT2

PLUT DATE 13-JUN-84 13:54:54

FILTER = ALPF 1650/ 5214/ -40
MIN, MAX VALUES = -5.52e 6.05 e 114.25



B-51

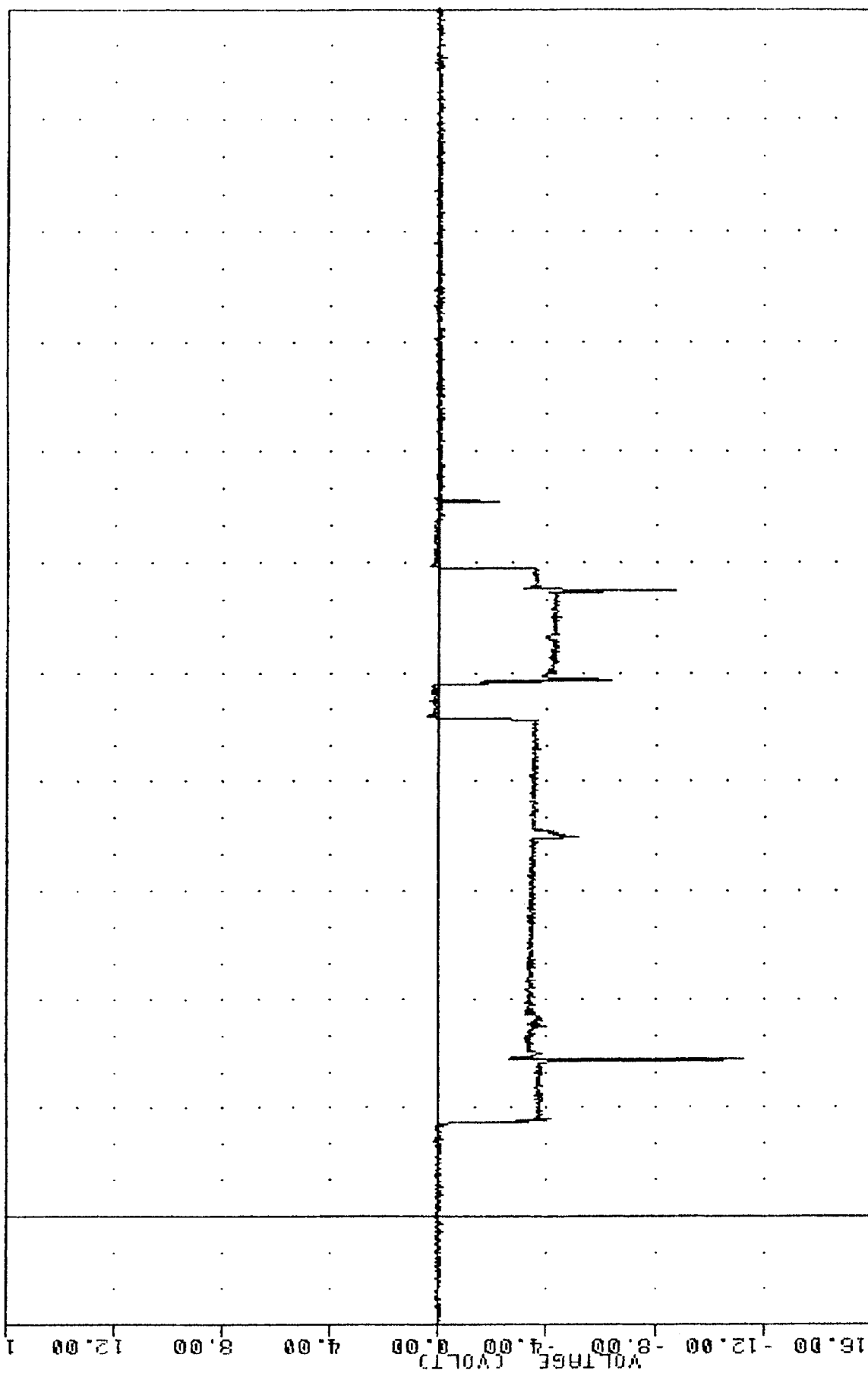
FORD LTD INTO FIXED BARRIER
AIR BAG RIGHT FRONT SENSOR

7.1 MPH
AIR BAG DEMONSTRATION
84163
ABT1

840611
AIR BAG DEMONSTRATION

13-JUN-84 13:54:34

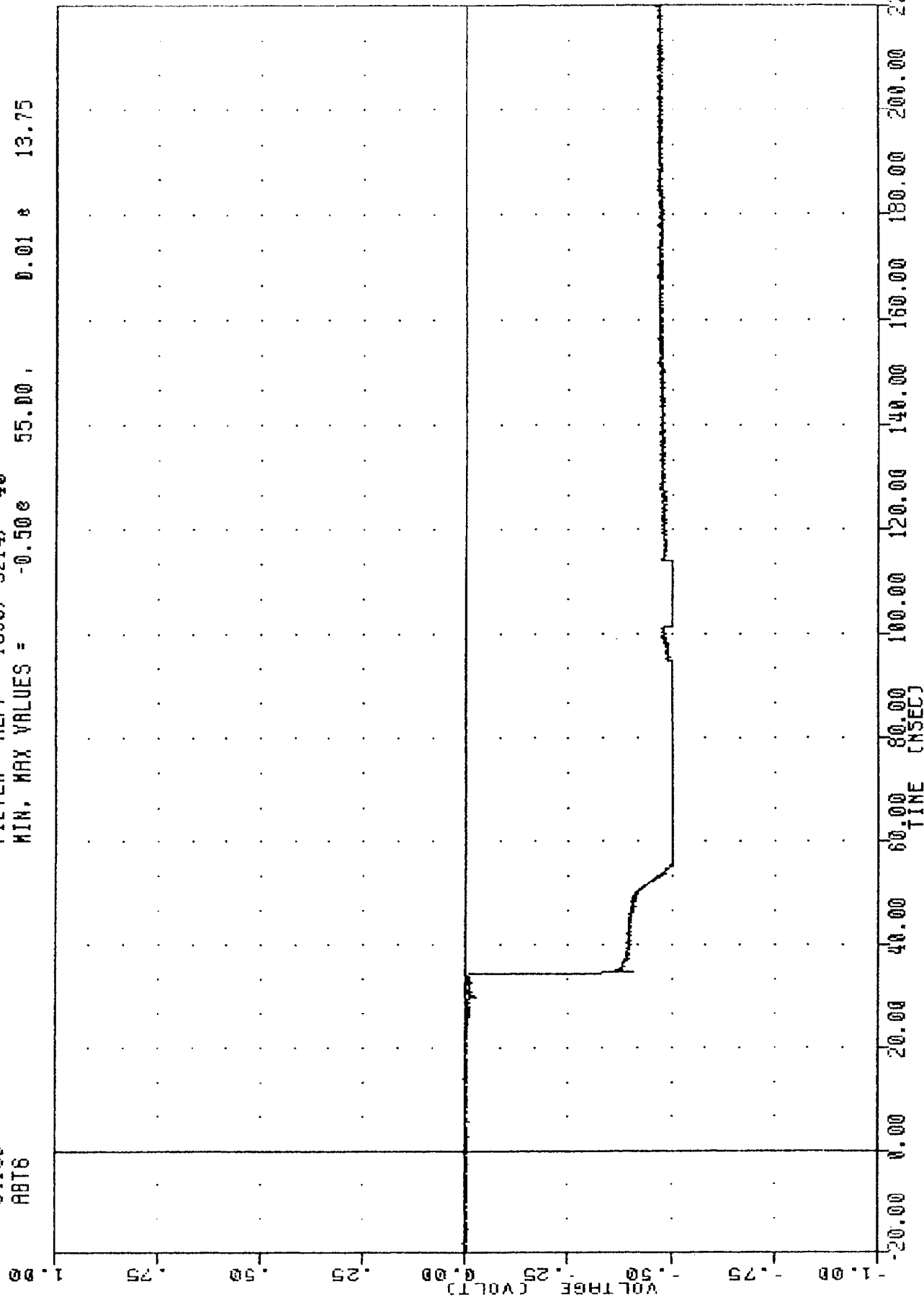
FILTER = ALPF 1650/ 5214/ -40
MIN. MAX VALUES = -11.23e 28.75, 0.43 e 91.50



B-52

TIME (MSEC)
FORD LTD INTO FIXED BARRIER
AIR BAG LEFT FRONT SENSOR

7.1 MPH
 AIR BAG DEMONSTRATION
 84163
 ABT6
 FILTER = ALPF 1650/ 5214/ -40
 MIN. MAX VALUES = -0.50e 55.00, 0.01 e 13.75
 PLOT DATE 19 JUN 64 13:34:54



B-53

FORD LTD INTO FIXED BARRIER
 SQUIBB CURRENT