DOT040 1

CALSPAN ADVANCED TECHNOLOGY CENTER

[redacted]

technical report

A DIVISION OF CALSPAN CORPORATION
AN ARVIN COMPANY PO BOX 400 BUFFALO NEW YORK 14225

CALSPAN ADVANCED TECHNOLOGY CENTER

IMPROVED LIGHTWEIGHT SUBCOMPACT SIDE STRUCTURE CRASH TEST REPORT

Donald A. Alianello

Calspan Report No. 6225-V-11

Prepared For:

THE BUDD COMPANY
TECHNICAL CENTER
FORT WASHINGTON, PA 19034

PURCHASE ORDER NO. TC 14436

TEST:	TEST NO. 10
TYPE OF TEST:	CAR TO CAR FRONT TO SIDE OBLIQUE
TEST DATE:	15 SEPTEMBER 1978

A DIVISION OF CALSPAN CORPORATION
AN ARVIN COMPANY P.O. BOX 400 BUFFALO, NEW YORK 14225

TABLE OF CONTENTS

		Page No.
LIST OF TABLES		iii
LIST OF TABLES		iv
TEST OBJECTIVE		1
PRESENTATION OF RESULTS		2
CRASH TEST SUMMARY		3
VEHICLE TEST WEIGHTS		5
VEHICLE IMPACT CONFIGURATION		6
PRE- AND POST-TEST PHOTOGRAPHS		7
VEHICLE CRASH ATTITUDE		12
OCCUPANT CLEARANCE DIMENSIONS		13
SIDE INTRUSION MEASUREMENTS		14
PRE-TEST DOOR BEAM INTRUSION MEASUREMENTS		16
POST-TEST DOOR BEAM INTRUSION MEASUREMENTS		17
PRE- AND POST-TEST DEFORMATION - CAR 1		18
ELECTRONIC INSTRUMENTATION DATA CHANNELS		20
VEHICLE ACCELEROMETER LOCATIONS		21
VEHICLE POTENTIOMETER LOCATIONS		24
HIGH-SPEED CAMERA INFORMATION		25
DUMMY INJURY CRITERIA VALUES		28
CAR 1	1978 CHEVROLET IMPALA - VEHICLE DATA	30
	60 HZ FILTER	31
	15 HZ FILTER	47
	DUMMY DATA	64
CAR 2	1976 VOLKSWAGEN RABBIT - VEHICLE DATA	73
	60 HZ FILTER	74
	15 HZ FILTER	92
	DUMMY DATA	109

LIST OF FIGURES

Figure No.		Page No.
1	VEHICLE IMPACT CONFIGURATION PHOTOGRAPHS	6
16	HIGH-SPEED CAMERA LOCATIONS	26
17	ON-BOARD HIGH-SPEED CAMERA LOCATIONS	27
	CAR 1 - 1978 CHEVROLET IMPALA	
2 & 4	PRE- AND POST-TEST PHOTOGRAPHS	7 & 9
7	VEHICLE CRASH ATTITUDE	12
11	PRE- AND POST-TEST DEFORMATION	18
13	VEHICLE ACCELEROMETER LOCATIONS	22
	CAR 2 -1976 VOLKSWAGEN RABBIT	
3 & 5	PRE- AND POST-TEST PHOTOGRAPHS	8 & 10
6	IMPACT AND POST IMPACT VOLKSWAGEN RABBIT	11
7	VEHICLE CRASH ATTITUDE	12
8	OCCUPANT CLEARANCE DIMENSIONS	13
9	SIDE INTRUSION MEASUREMENTS	14
10A	PRE-TEST DOOR BEAM INTRUSION MEASUREMENTS	16
10B	POST-TEST DOOR BEAM INTRUSION MEASUREMENTS	17
12	DOOR & BODY THICKNESS	19
14	VEHICLE ACCELEROMETER LOCATIONS	23
15	VEHICLE POTENTIOMETER LOCATIONS	24

LIST OF TABLES

Table No.		Page No.
1	CRASH TEST SUMMARY	3
2	VEHICLE TEST WEIGHTS	5
3	SIDE INTRUSION MEASUREMENTS	15
4	ELECTRONIC INSTRUMENTATION TEST - CAR 1	20
5	ELECTRONIC INSTRUMENTATION TEST - CAR 2	21
6	HIGH-SPEED CAMERA INFORMATION	25
7	DUMMY INJURY CRITERIA VALUES - CAR 1	28
8	DUMMY INJURY CRITERIA VALUES - CAR 2	29

TEST OBJECTIVE

The test objective was to obtain performance data on the side structure of a 1976 Volkswagen Rabbit modified by the Budd Company. The vehicle had a mid-weight modification (30 lbs) to one side of the vehicle. The test, a 30 mph car-to-car front-to-side oblique impact involved a 1978 Impala striking the modified side of the VW Rabbit.

The test program is part of the National Highway Traffic Safety Administration (NHTSA) Contract DOT-HS-7-01588 to improve subcompact side structures.

PRESENTATION OF RESULTS

This test report presents all the test results obtained from this car-to-car, front-to-side impact. Included in this document are still photographs, all vehicle and dummy response data in plotted form, vehicle interior and exterior damage sketches, figures of pre- and post-test vehicle side intrusion measurements and instrumentation identification. High speed motion pictures and color slides of pre- and post-test conditions were obtained, and have been submitted to the sponsor.

Calspan Report No. ZP-6144-V-1, Baseline Crash Test No. 1, of the Improved Lightweight Subcompact Side Structure Contract, Appendix A, contains information on the crash test facility and supporting equipment at Calspan.

TABLE 1

CRASH TEST SUMMARY

TEST NO. 10

PROJECT Improved Lightweight Subcompact Side Structure

DATE 9/15/78

TIME 11:30

TEMP. 73°F

TEST CONDITION Car-to-Car, 60° Side Oblique

VEHICLE NO. 1 1978 Chevrolet Impala (4-door sedan)

VEHICLE NO. 2 1976 Volkswagen Rabbit

	VEH. NO. 1	VEH. NO. 2
TEST WEIGHT (lbs)	3860	2230
IMPACT ANGLE (deg)*	60	0
IMPACT VELOCITY (mph)**	30.75	0
MAX. CRUSH (in)	See Fig. 11	14.6
MAX. INTRUSION (in)	--	11.75

DUMMIES	VEH. NO. 1	VEH. NO. 2
TYPE	Hybrid II Part 572	Hybrid II Part 572
LOCATION	LF (1), RF (2)	LF (1), RF (2)
RESTRAINT	Production 3-Point System	Unrestrained Dummies

NUMBER OF DATA CHANNELS	63
NUMBER OF HIGH SPEED CAMERAS	10

*WITH RESPECT TO TOW TRACK CENTERLINE

**SPEED TRAP MEASUREMENT (±0.5% ACCURACY)

OBSERVATIONS (VEHICLE NO. 1) 1978 CHEVROLET IMPALA

GLAZING Undamaged

DOORS Undamaged

SEAT ANCHORAGES Intact

RESTRAINTS Intact

OBSERVATIONS (VEHICLE NO. 2) 1976 VOLKSWAGEN RABBIT

GLAZING Windshield was cracked, driver's door and rear side window were broken.

DOORS Passenger door was operable after test

SEAT ANCHORAGES Driver's seat was crushed.

RESTRAINTS ----

GENERAL COMMENTS

- All cameras operated properly.
- On Car No. 1 - Driver lap belt left side of dummy data was lost.
- On Car No. 2 - Side intrusion data has wrong scale factor due to loss of calibration data on tape.

TABLE 2

VEHICLE TEST WEIGHTS - TEST NO. 10

BULLET VEHICLE

CAR 1 - 1978 CHEVROLET IMPALA

Left Front	1080 lbs.		Left Rear	850 lbs.	
Right Front	1080 lbs.		Right Rear	850 lbs.	
Total Front	2160 lbs.		Total Rear	1700 lbs.	
Total Weight =	2160 lbs.	+	1700 lbs.	=	3860 lbs.
Wheel Base	116.5 in.				
Cg_{FW} =	1700 lbs. / 3860 lbs.	116.5 in.		=	51.08 in.

TARGET VEHICLE

CAR 2 - 1976 VOLKSWAGEN RABBIT

Left Front	650 lbs.		Left Rear	420 lbs.	
Right Front	710 lbs.		Right Rear	450 lbs.	
Total Front	1360 lbs.		Total Rear	870 lbs.	
Total Weight =	1360 lbs.	+	870 lbs.	=	2230 lbs.
Wheel Base	94.5 in.				
Cg_{FW} =	870 lbs. / 2230 lbs.	94.5 in.		=	37.06 in.

Figure 1 PRE TEST NO. 10 – VEHICLE IMPACT CONFIGURATION



Figure 2 PRE- AND POST-TEST NO. 10 — CAR 1, 1978 CHEVROLET IMPALA EXTERIOR



Figure 3 PRE- AND POST-TEST NO. 10 – CAR 2, 1976 V.W. RABBIT EXTERIOR



Figure 4 PRE- AND POST-TEST NO. 10 – CAR 1, 1978 CHEVROLET IMPALA INTERIOR

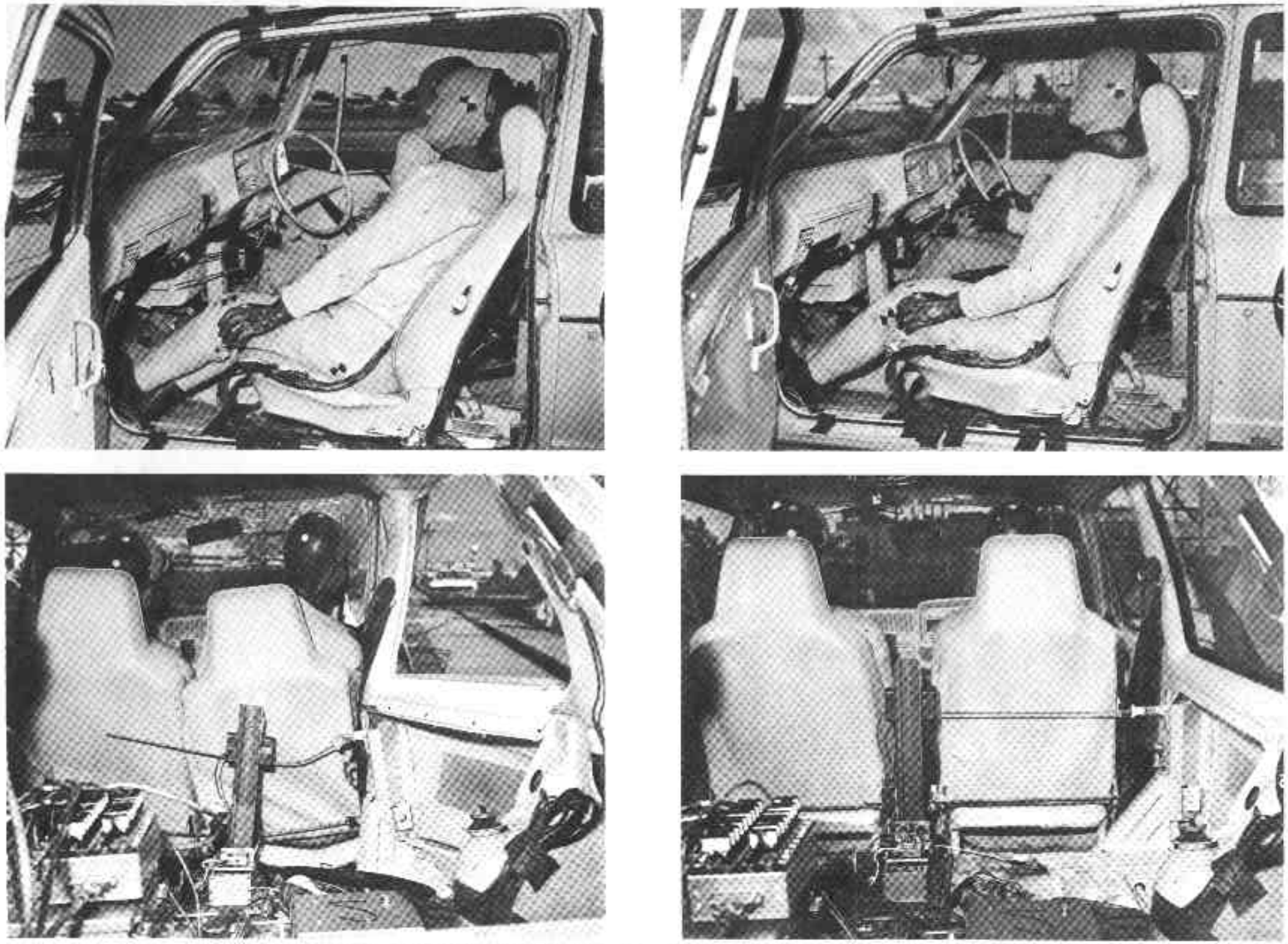

Figure 5 PRE- AND POST-TEST NO. 10 — CAR 2, 1976 V.W. RABBIT INTERIOR

Figure 6 POST IMPACT OF V.W. RABBIT

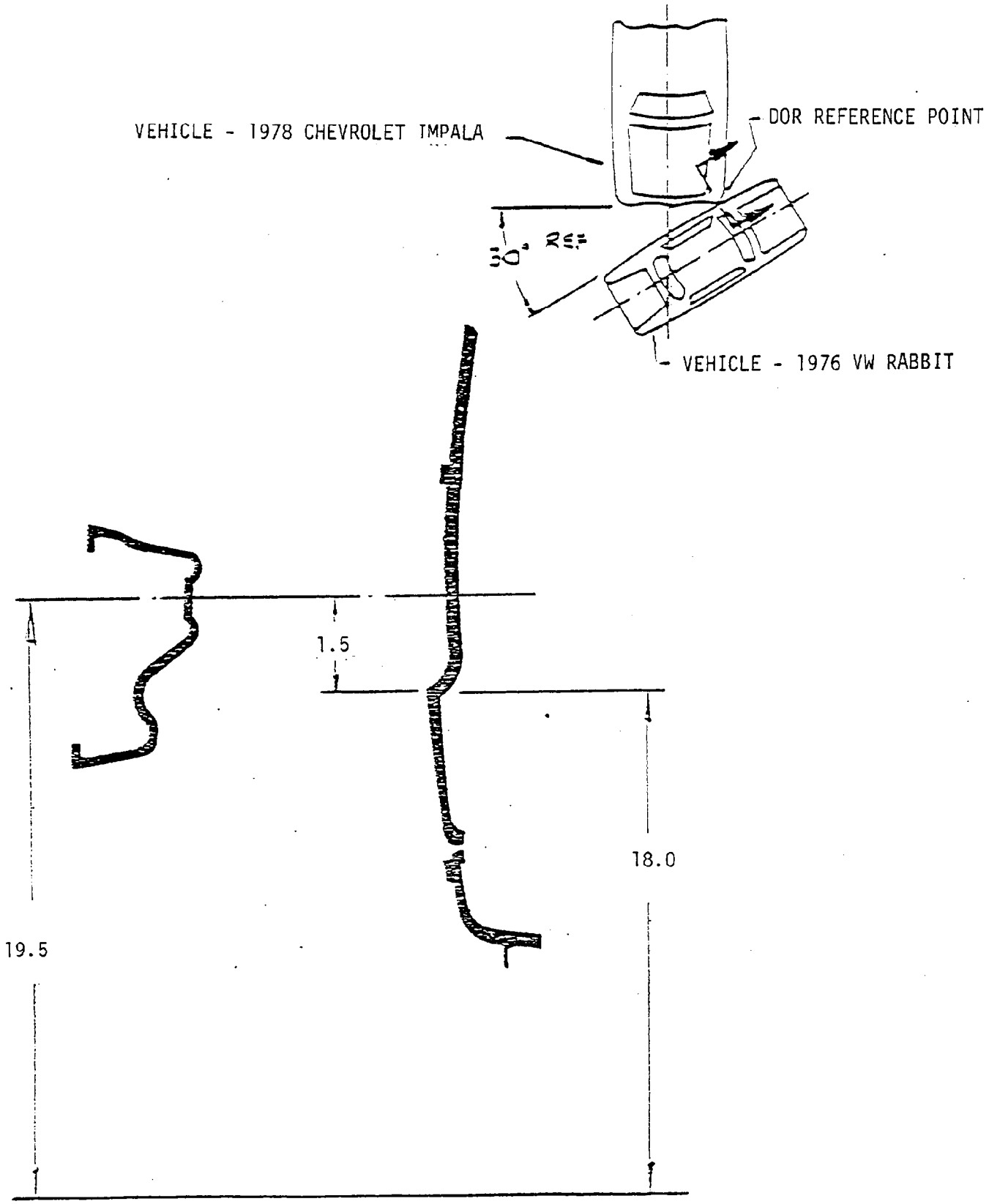

Figure 7 VEHICLE CRASH ATTITUDE

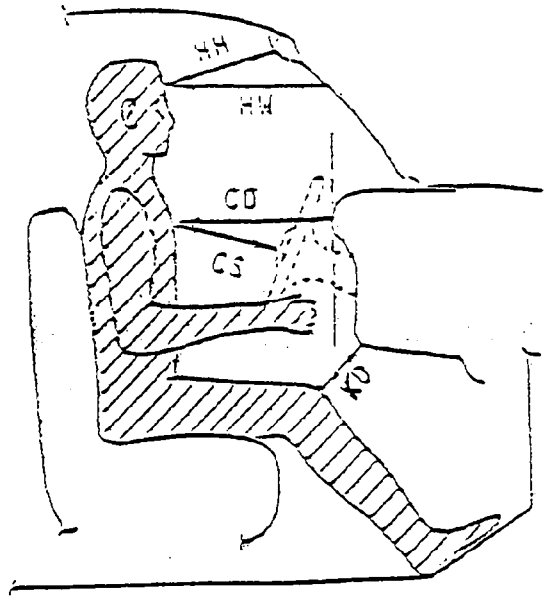

HH - 18.5
HW - 24
CD - 21.25
CS - 14.25
KD - 7.25

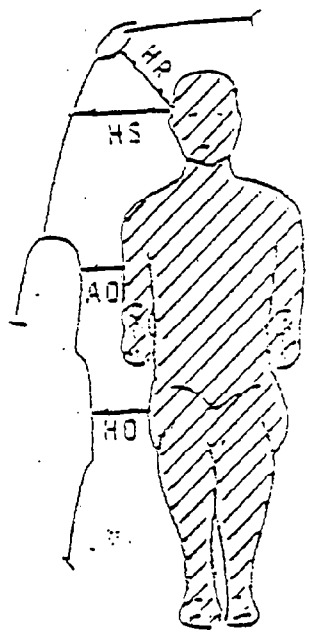

HR - 7
HS - 9
AD - 4.25
HD - 5.5

Figure 8 OCCUPANT CLEARANCE DIMENSIONS

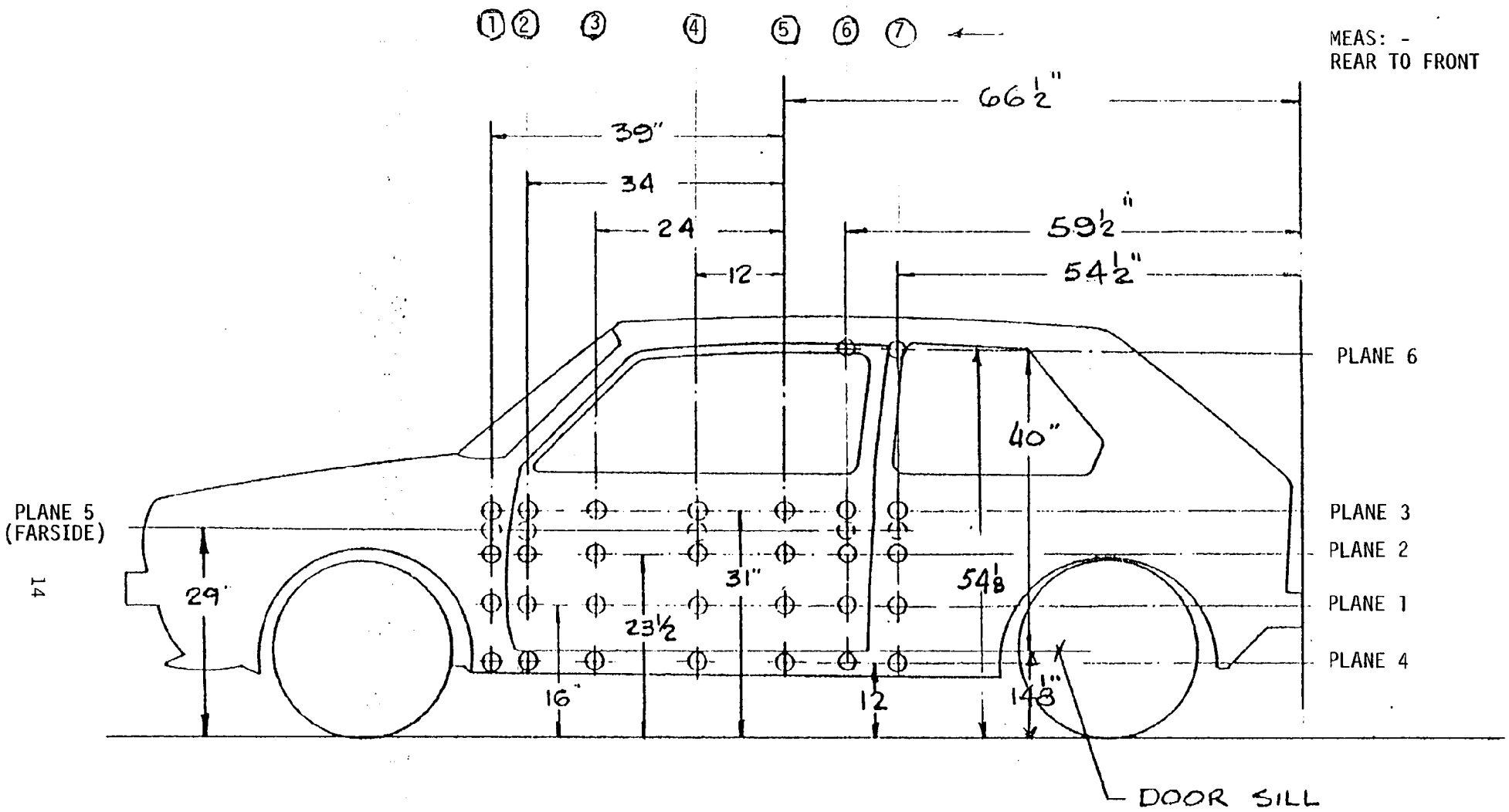

1976 VW RABBIT

PRE-TEST LOCATION MEASUREMENTS

Figure 9 SIDE INTRUSION MEASUREMENTS

TABLE 3

SIDE INTRUSION MEASUREMENTS

DIMENSIONS LISTED BELOW ARE FROM POINTS SHOWN ON FIGURE 9 TO REFERENCE PLACES LOCATED PARALLEL TO AND OUTBOARD FROM ℄ OF VEHICLE (L. SIDE 32" R. SIDE 32")
(ROWS ARE FROM REAR TO FRONT OF VEHICLE)

PLANE NUMBER		DIMENSIONS (Inches) ROW 7	6	5	4	3	2	1
1	PRE	2-1/16	2-3/4	2-5/8	2-1/2	2-7/16	2-9/16	2-9/16
	POST	9-1/2	10-3/8	12	13-5/8	11-5/8	9-1/4	6-5/16
	DIFF.	6-13/16	7-5/8	9-3/8	11-1/8	9-3/16	6-11/16	3-3/4
2	PRE	1-3/4	1-13/16	1-3/4	1-11/16	1-11/16	1-13/16	1-3/4
	POST	11-3/8	12-7/8	14-1/8	15-3/4	15-1/8	11	5-1/4
	DIFF.	9-5/8	11-1/16	12-3/8	14-1/16	13-7/16	9-3/16	3-1/2
3	PRE	1-7/8	1-7/8	1-7/8	1-7/8	1-15/16	2-1/16	2-1/16
	POST	10-7/8	12-3/4	12-1/4	14-1/2	14-1/8	10-1/4	6
	DIFF.	9	10-7/8	10-3/8	12-5/8	12-3/16	8-3/16	3-15/16
4	PRE	4-3/16	4-1/16	4-1/16	4-1/8	4	4	3-5/8
	POST	8-3/4	9-3/8	9-1/4	9-3/4	9-1/2	9-1/8	7
	DIFF.	4-9/16	5-5/16	5-3/16	5-5/8	5-1/2	5-1/8	3-3/8
5	PRE	1-13/16	1-3/4	1-5/8	1-9/16	1-9/16	1-5/8	1-5/8
	POST	1-3/16	1 "	0-13/16	0-7/16	0-1/4	0-1/4	0-5/16
	DIFF.	-5/8	-3/4"	-13/16	-1-1/8	-1-5/16	-1-3/8	-1-5/16
6	PRE	9-3/4	9-5/8					
	POST	12	11-7/8	———	———	———	———	———
	DIFF.	2-1/4	2-1/4					
7	PRE							
	POST	———	———	———	———	———	———	———
	DIFF.							

RIGHT SIDE →

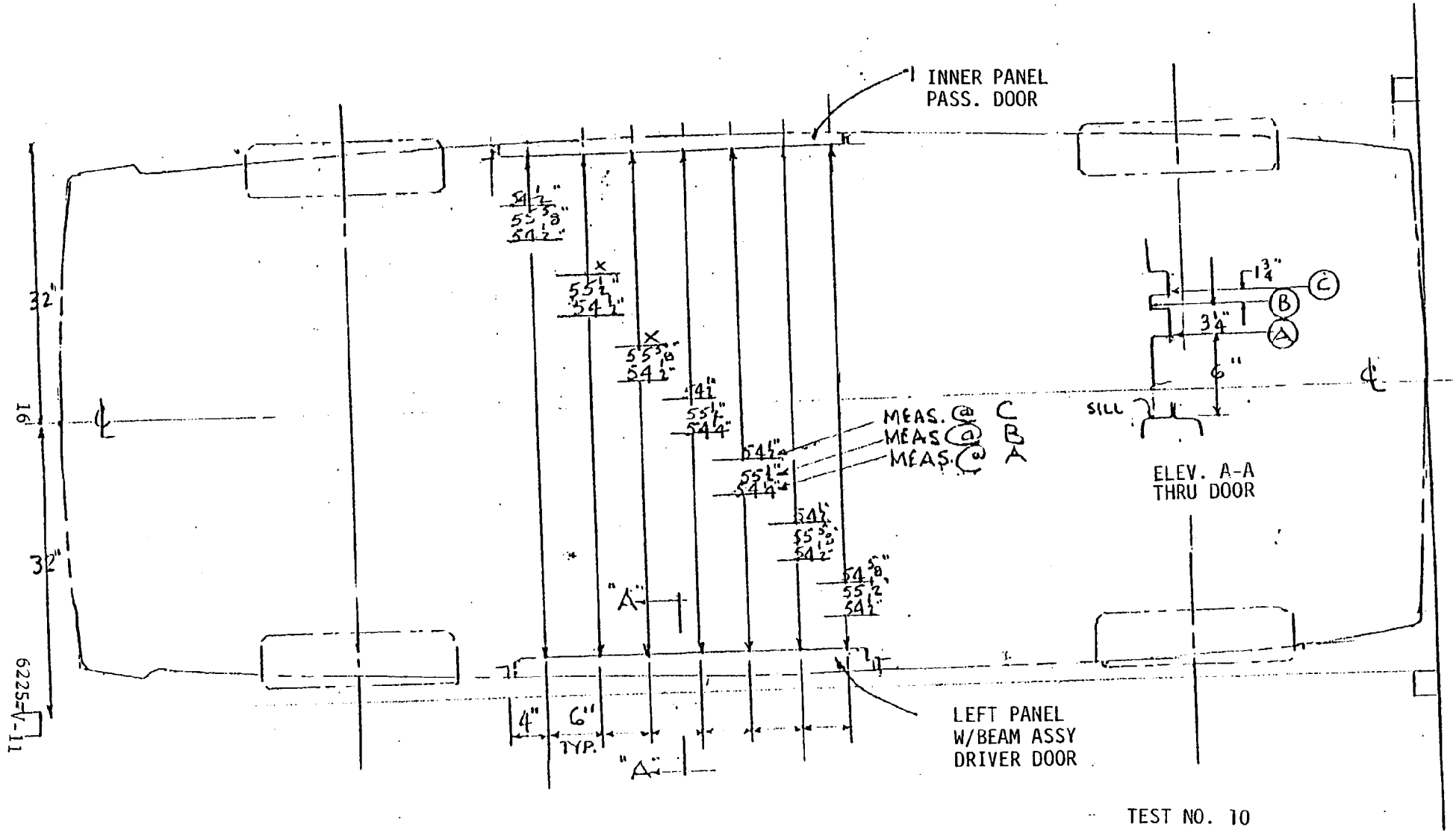

TEST NO. 10

1976 VW RABBIT
SCALE .06" = 1"

Figure 10A PRE-TEST DOOR BEAM INTRUSION MEASUREMENTS

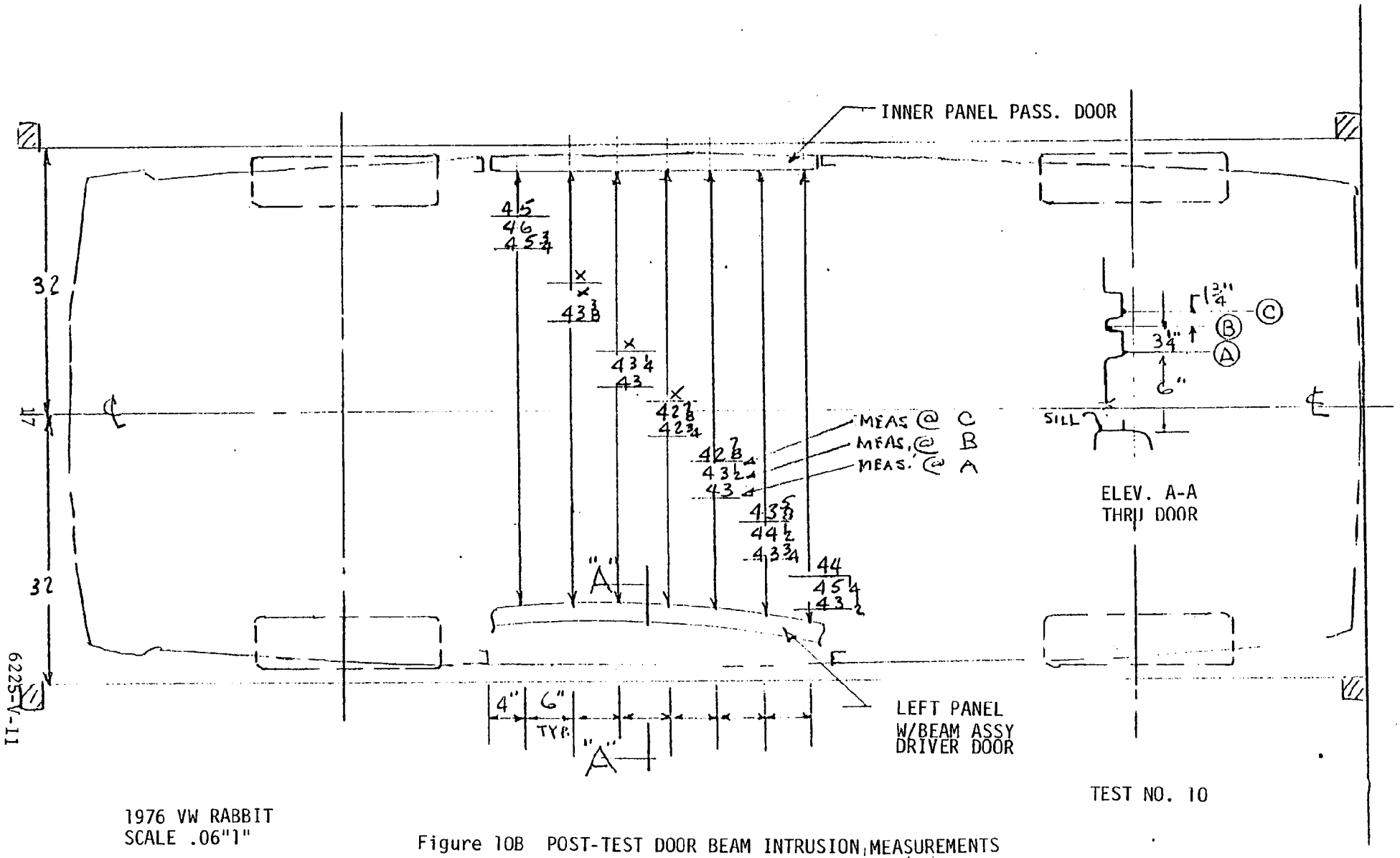

1976 VW RABBIT
SCALE .06"1"

Figure 10B POST-TEST DOOR BEAM INTRUSION MEASUREMENTS

6225-V-11

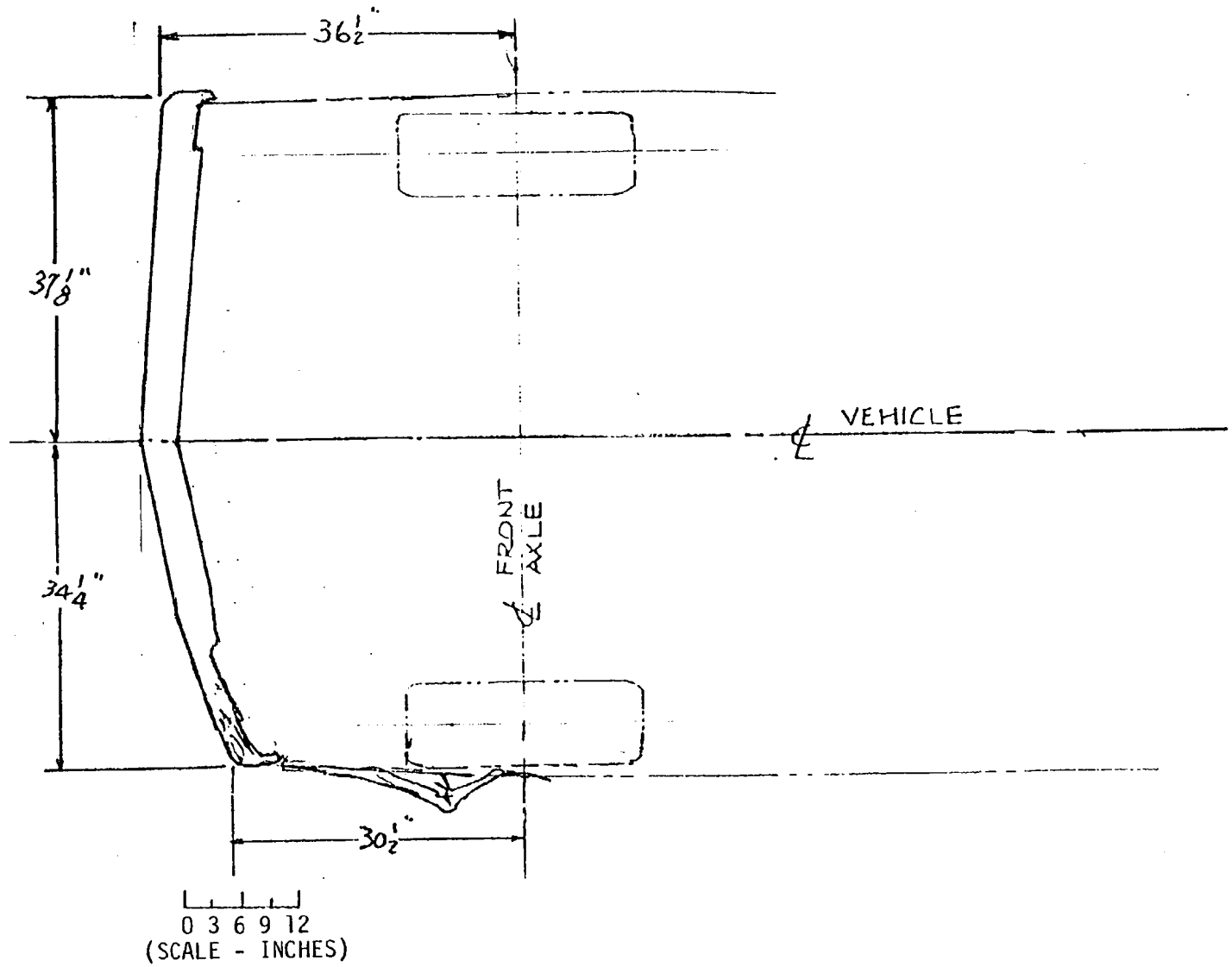

Figure 11 PRE- AND POST-TEST DEFORMATION - CAR NO. 1 - 1978 CHEVROLET IMPALA

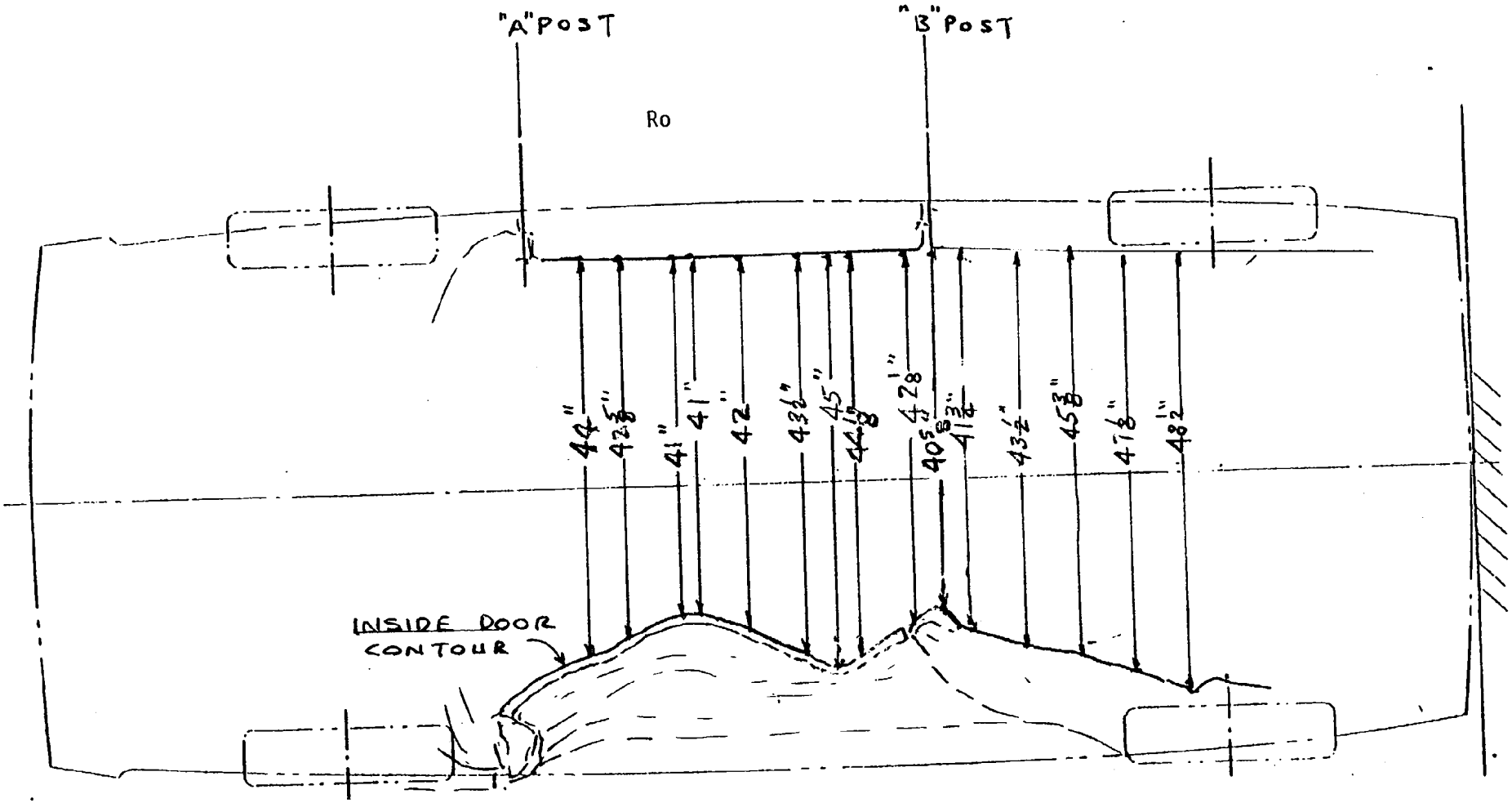

Figure 12 — DOOR AND BODY THICKNESS

ROWS

PLANES	6	5	4	3	2	1
1	2"	4"	1 3/4"	1"	0 7/8"	3 5/8"
2	x	1 1/4"	1"	1"	1 1/8"	1"
3	x	3 1/2"	2 1/2"	1 3/4"	3 1/2"	0 5/8"

1976 V.W. RABBIT

SCALE .06" = 1"

NOTE:- FOR LOCATIONS REFER TO FIGURE #1 "SIDE INTRUSION MEASUREMENTS" LEFT SIDE ELEVATION

TABLE 4

ELECTRONIC INSTRUMENTATION TEST NO. 10

Car 1 - Bullet Vehicle - 1978 Chevrolet Impala

TRANSDUCER DESCRIPTION OR ACCELEROMETER LOCATION *	DIRECTION OF PARAMETER BEING MEASURED	LOCATION ON VEHICLE	DESCRIPTION LISTED ON DATA PLOTS
VEHICLE ACCELEROMETER			
1	X	Left Sill next to rear seat	Left Compartment
2	X	Right Sill next to rear seat	Right Compartment
3	X, Y, Z	Deck over rear Axle	Rear deck
4	X, Y, Z	Firewall	Firewall
5	X	Rear Compartment	Left Rear Compartment - Angular X
6	X, Y, Z	Top of Engine, Carbureter	Engine
7	X	Front Crossmember	Front Crossmember
9	X	Rear Compartment	Right Rear Compartment - Angular X
DUMMY			
LF Head (Dummy(1))	X, Y, Z	Left Front Seat	Dummy (LF) Head
LF Chest "	X, Y, Z	Left Front Seat	Dummy (LF) Chest
LF Femurs "	R, L**	Left Front Seat	Dummy (LF) Femurs
LF Belts "	U, R, L***	Left Front Seat	Self-explanatory
MISCELLANEOUS			
10	Yaw Rate	Centerline behind Front Seats	Tunnel Yaw Rate
12	X-Accel.	Bumper (rear face)	Bumper

*See Accelerometer Layout Diagram Figure 13 **Right & Left Forces ***Upper, Lower Belt Forces

TABLE 5

ELECTRONIC INSTRUMENTATION TEST NO. 10

Car 2 - Target Vehicle - 1976 Volkswagen Rabbit

TRANSDUCER DESCRIPTION OR ACCELEROMETER LOCATION *	DIRECTION OF PARAMETER BEING MEASURED	LOCATION ON VEHICLE	DESCRIPTION LISTED ON DATA PLOTS
VEHICLE ACCELEROMETER			
1	X, Y, Z	Right Sill next to Front Seat	Right Front Compartment
2	X, Y, Z	Right Sell next to Rear Seat	Right Rear Compartment
3	X, Y, Z	Deck over Rear Axle	Rear Deck
6	Y	Lower Left Door Centerline	Lower Door Center
7	X	Rear Compartment	Left Compartment-Angular X
8	X	Rear Compartment	Right Compartment-Angular X
9	Y	Mid-rear of Left Door	Mid-aft of Door
10	Y	Upper Left Door Centerline	Upper Door Center
11	Y	Mid-Front of Left Door	Mid-front of Door
DUMMY			
LF Head (Dummy (1))	X, Y, Z	Left Front Seat	Dummy (LF) Head
LF Chest (Dummy (1))	X, Y, Z	Left Front Seat	Dummy (LF) Chest
LF Pelvix (Dummy (1))	X, Y	Left Front Seat	Dummy (LF) Pelvis
RF Head (Dummy (2))	X, Y, Z	Right Front Seat	Dummy (RF) Head
RF Chest (Dummy (2))	X, Y, Z	Right Front Seat	Dummy (RF) Chest
RF Pelvis (Dummy (2))	X, Y	Right Front Seat	Dummy (RF) Pelvis
MISCELLANEOUS			
12	Yaw Rate	Centerline behind Front Seats	Tunnel Yaw Rate
13 - 16	Side Intrusion	Side Intrusion (Driver Side)	Side Intrusion

*SEE ACCELEROMETER LAYOUT DIAGRAM FIGURE 14

CAR NO. 1 - BULLET VEHICLE - 1978 CHEVROLET IMPALA

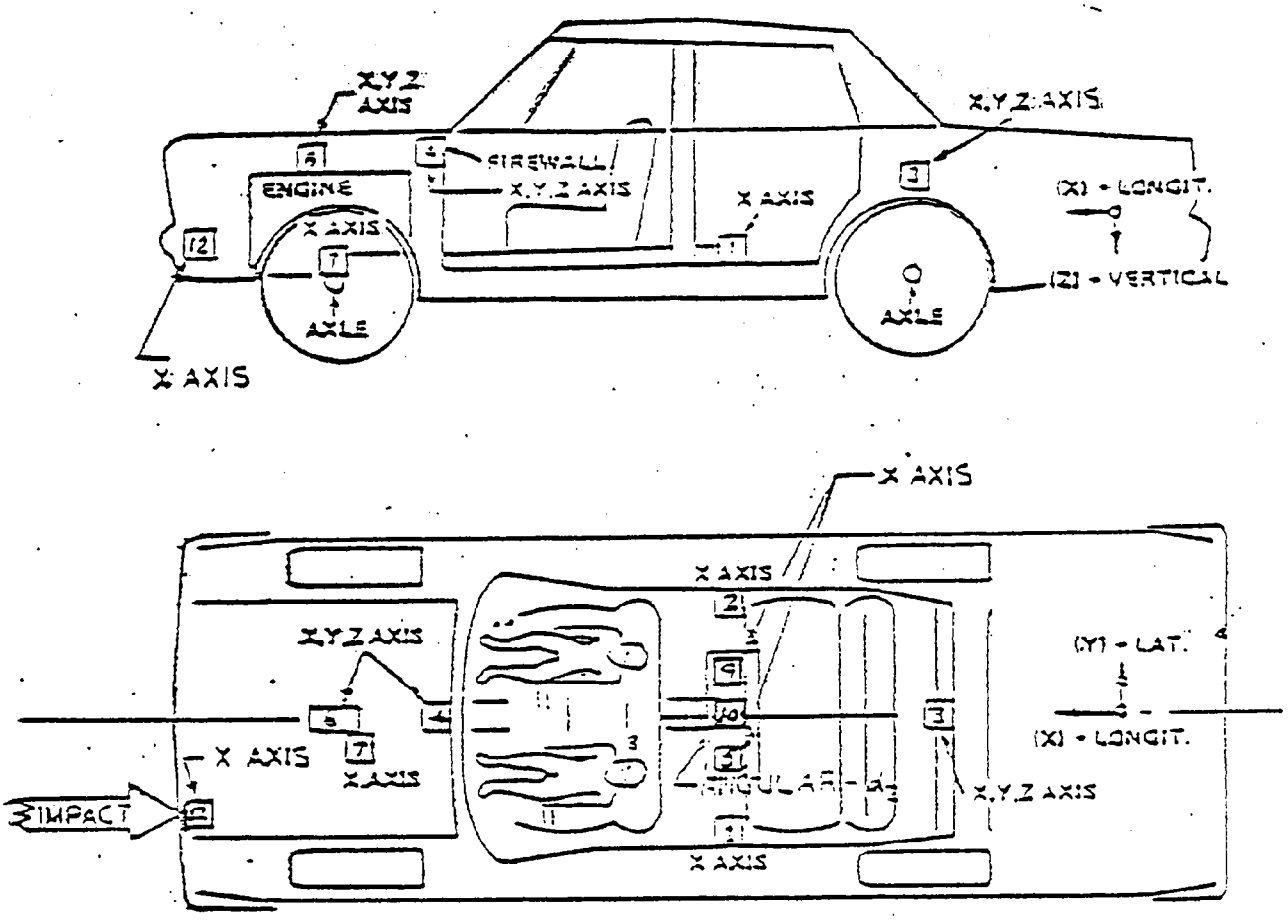

Figure 13 VEHICLE ACCELEROMETER LOCATIONS

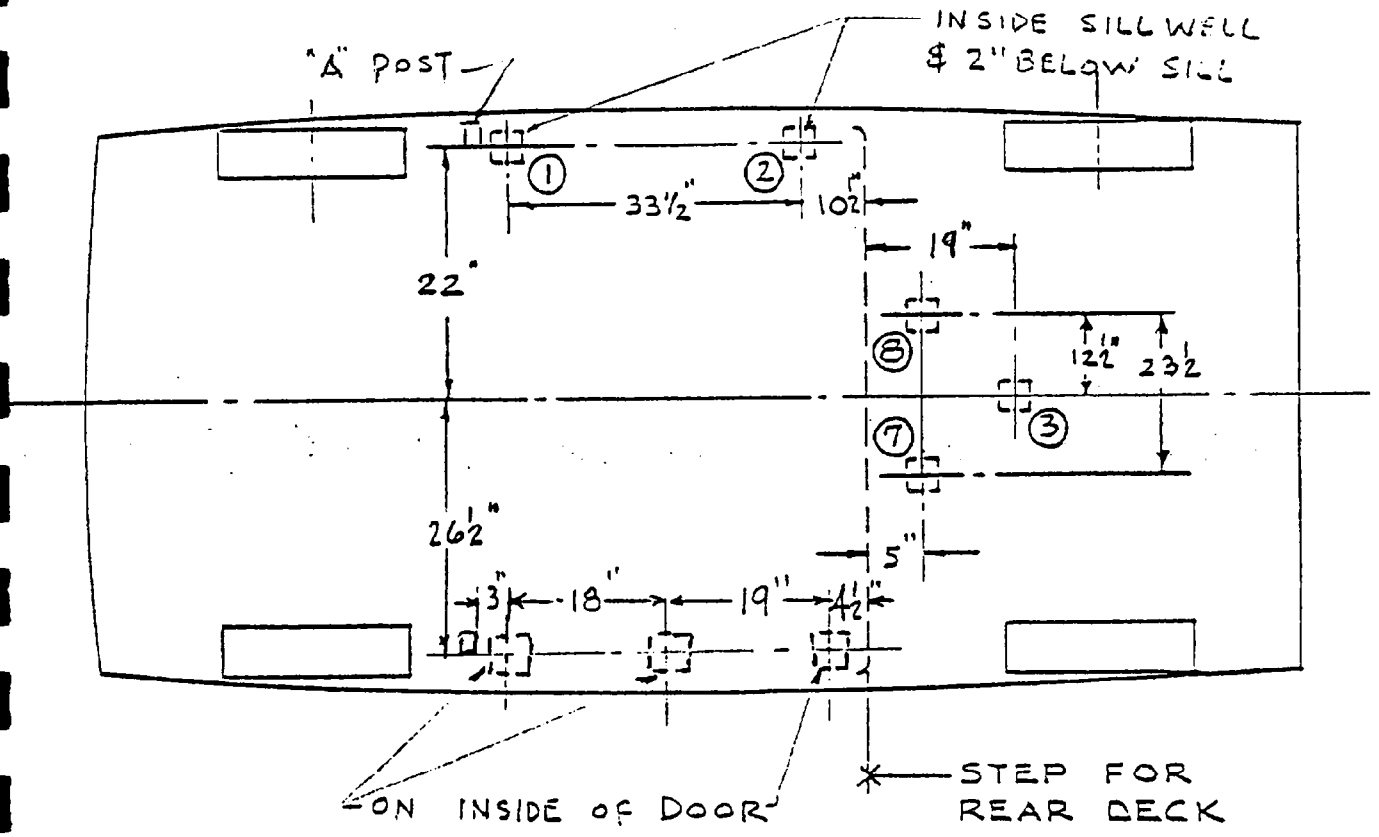

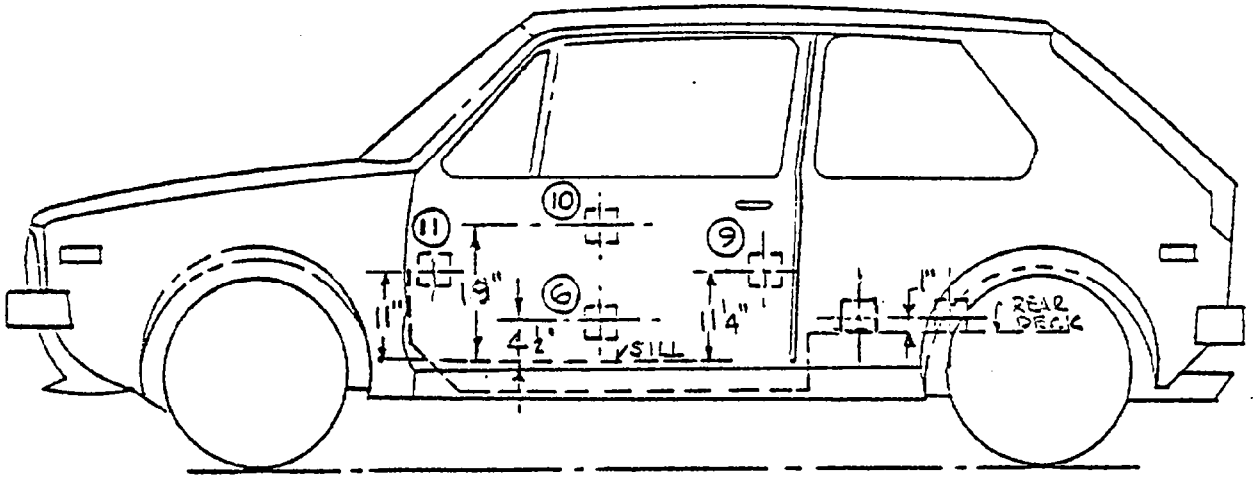

CAR NO. 2 - TARGET VEHICLE - 1976 VOLKSWAGEN RABBIT

Figure 14 VEHICLE ACCELEROMETER LOCATIONS

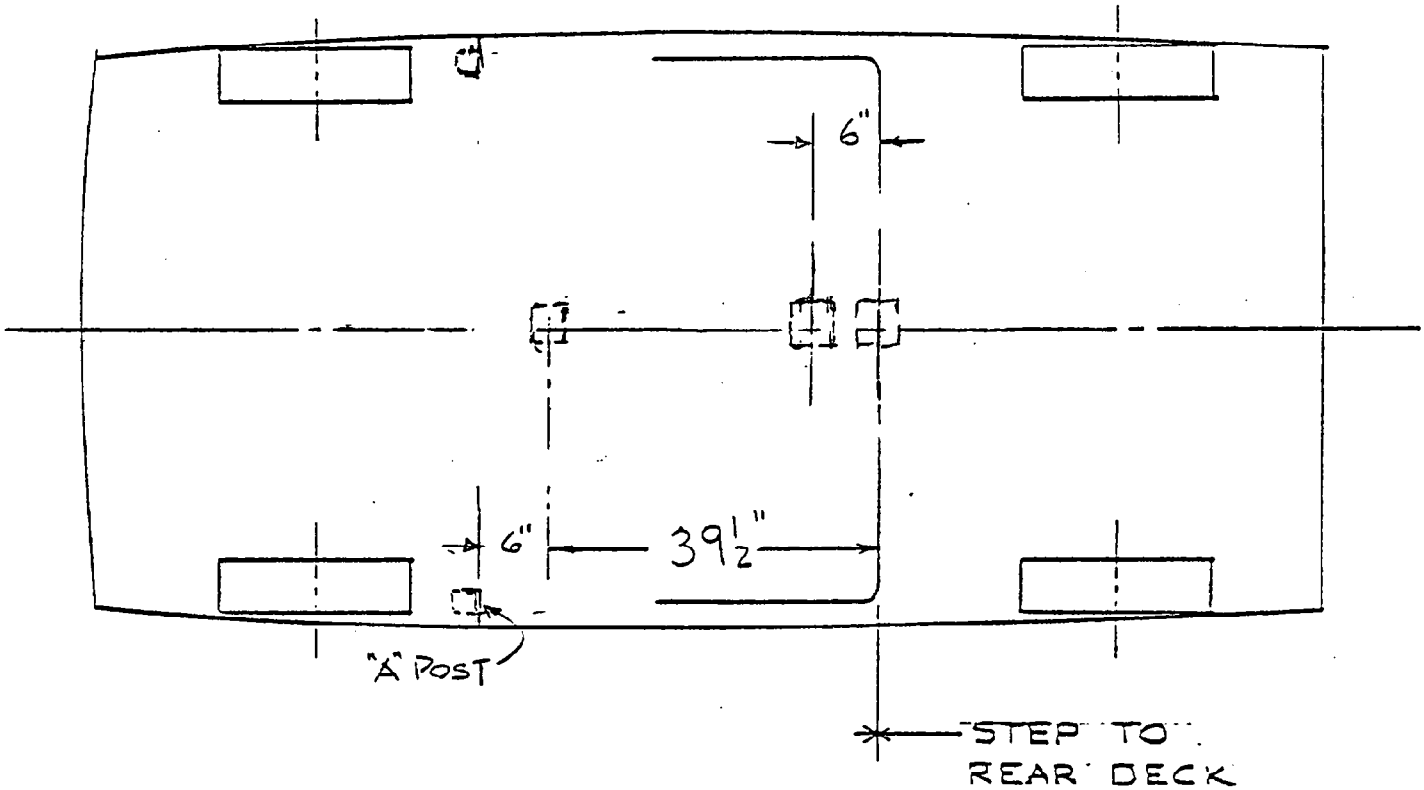

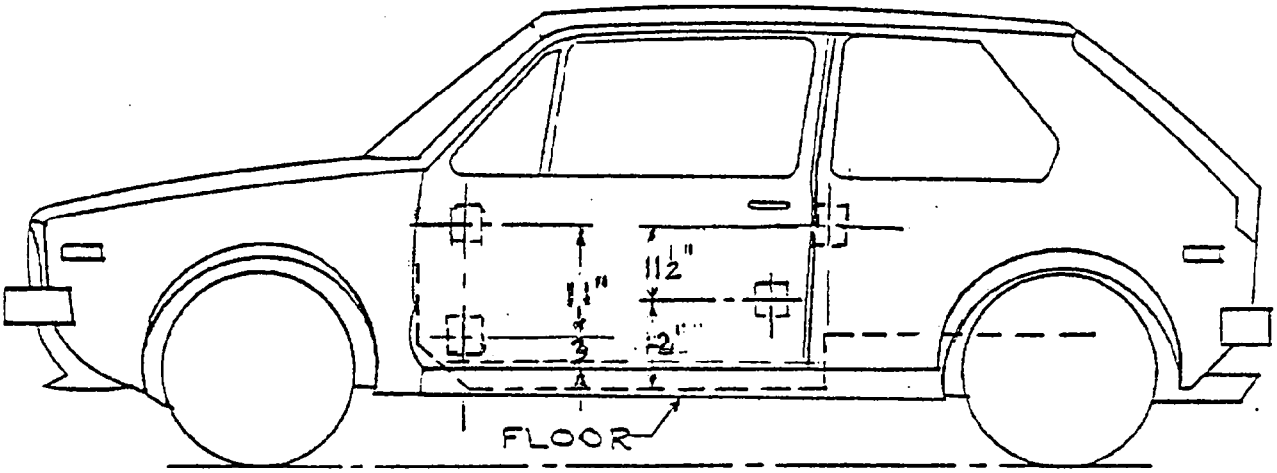

Figure 15 VEHICLE POTENTIOMETER LOCATIONS

TABLE 6

HIGH SPEED CAMERA INFORMATION (TEST No. 10)

CAMERA NO.	LOCATION	TYPE	LENS (mm)	SPEED (fps)
1) South Wide	A = 23 ft. B = 2 ft. 10 in.	Photosonics	13	850
2) South Close	C = 24 ft. 10 in. D = 5 ft.	Photosonics	25	775
3) Tower South	L = 25 ft. M = 12 ft.	Photosonics	13	650
4) North Wide	E = 26 ft. F = 14 ft.	Photosonics	13	650
5) North Close	G = 26 ft. 8 in. H = 19 ft.	Photosonics	25	775
6) Tower 45°	J = 21 ft. 7 in. K = 11 ft.	Photosonics	13	900
7) Tower	31 ft. 6 in.	Photosonics	13	650
8) Hood	On-board	Stalex	8	1000
9) Passenger Door	On-board	Stalex	8	1500
10) Rear	On-board	Stalex	8	950

NOTE: CAMERAS ARE NUMBERED ACCORDING TO SPLICING SEQUENCE OF FILM.

(24 fps) REAL TIME MOVIE FILM COVERAGE OF PRE-CRASH, POST-CRASH AND CRASH EVENT SPLICED AT START AND END OF FILM.

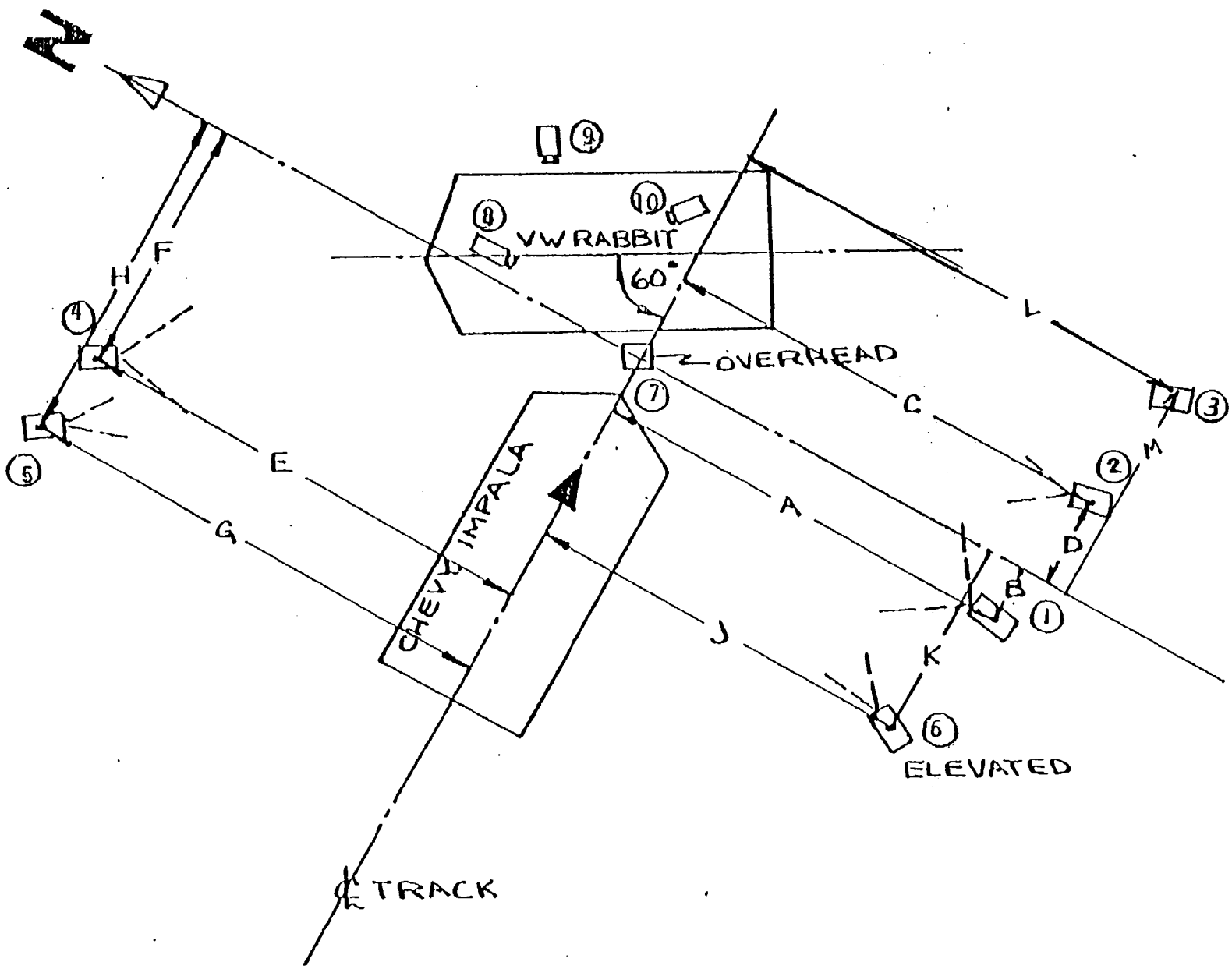

FIGURE 16 HIGH-SPEED CAMERA LOCATIONS

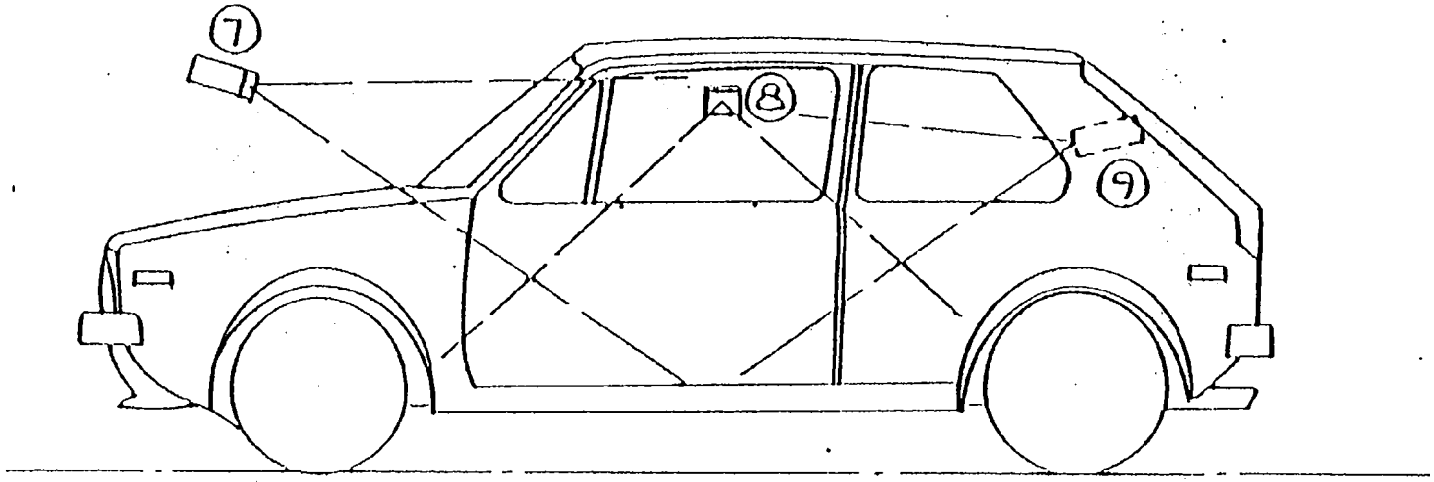

Figure 17 - ON-BOARD HIGH SPEED CAMERA LOCATIONS

TABLE 7

DUMMY INJURY CRITERIA VALUES

CAR 1 - STRIKING VEHICLE - 1978 CHEVROLET IMPALA

	MAXIMUM ACCELERATION ("G") *											
	HEAD				CHEST				PELVIS			
	X	Y	Z	R	X	Y	Z	R	X	Y	Z	R
DUMMY (1)	-11	2	8	12	-10.2	3	-4	11.5				
DUMMY (2)												
DUMMY (3)												
DUMMY (4)												

	MAXIMUM FORCE-FEMUR LOAD (LBS)	
	RIGHT FEMUR	LEFT FEMUR
DUMMY (1)	-100	-100
DUMMY (2)		
DUMMY (3)		
DUMMY (4)		

	MAXIMUM FORCE-SEAT BELTS LOADS (LBS)		
	SHOULDER STRAP UPPER BELT LOAD	LAP STRAP RIGHT BELT LOAD	LAP STRAP LEFT BELT LOAD
DUMMY (1)	360	580	***
DUMMY (2)			
DUMMY (3)			
DUMMY (4)			

	HEAD INJURY CRITERIA**				SEVERITY INDEX	
	HIC	t_1 (SEC)	t_2 (SEC)	AVE. ACC. (g) t_1 TO t_2	HEAD	CHEST
DUMMY (1)	24.0	.098	.158	10.9	49.2	16.5
DUMMY (2)						
DUMMY (3)						
DUMMY (4)						

*DEFINED AS EXCEEDING 0.003 SEC. DURATION

**AS DEFINED IN FMVSS NO. 208

*** SIGNAL WAS BAD FROM TRANSDUCER - DATA LOST

TABLE 8

DUMMY INJURY CRITERIA VALUES

CAR 2 - STRUCK VEHICLE - 1976 VOLKSWAGEN RABBIT

	MAXIMUM ACCELERATION ("G") *											
	HEAD				CHEST				PELVIS			
	X	Y	Z	R	X	Y	Z	R	X	Y	Z	R
DUMMY (1)	-18	39	58	64	-28	66	-16	74	20	-70		
DUMMY (2)	-11	34	51	52	-11	80	11	82	-4	38		
DUMMY (3)												
DUMMY (4)												

	MAXIMUM FORCE-FEMUR LOAD (LBS)		DUMMY LOCATION
	RIGHT FEMUR	LEFT FEMUR	
DUMMY (1)			Left Front Passenger
DUMMY (2)			Right Front Passenger
DUMMY (3)			
DUMMY (4)			

	MAXIMUM FORCE-SEAT BELTS LOADS (LBS)		
	SHOULDER STRAP UPPER BELT LOAD	LAP STRAP RIGHT BELT LOAD	LAP STRAP LEFT BELT LOAD
DUMMY (1)			
DUMMY (2)			
DUMMY (3)			
DUMMY (4)			

	HEAD INJURY CRITERIA**				SEVERITY INDEX	
	HIC	t_1 (SEC)	t_2 (SEC)	AVE. ACC. (g) t_1 TO t_2	HEAD	CHEST
DUMMY (1)	339.9	.062	.089	43.6	513.4	580
DUMMY (2)	240.5	.078	.145	26.5	367.7	660
DUMMY (3)						
DUMMY (4)						

*DEFINED AS EXCEEDING 0.003 SEC. DURATION

**AS DEFINED IN FMVSS NO. 208

TEST NO. 10

CAR NO. 1 - 1978 CHEVROLET IMPALA

VEHICLE DATA - 60 HZ CHANNEL CLASS

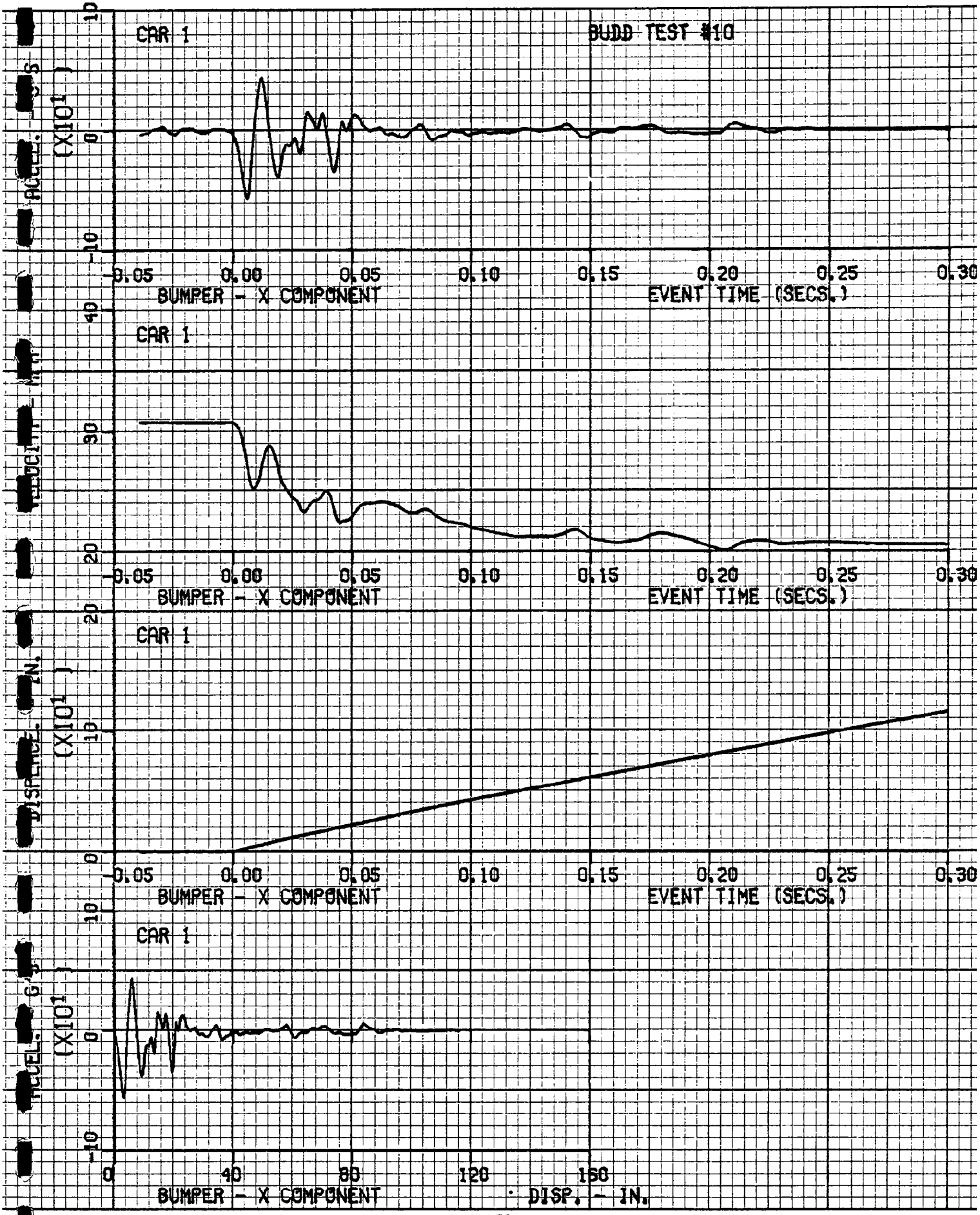
CAR 1
BUDD TEST #10
ACCEL. - G'S
(X101)
10
0
-10
-0.05
0.00
0.05
0.10
0.15
0.20
0.25
0.30
BUMPER - X COMPONENT
EVENT TIME (SECS.)
CAR 1
VELOCITY - MPH
40
30
20
CAR 1
DISPLACEMENT - IN.
20
10
0
-10
CAR 1
ACCEL. - G'S
0
40
80
120
160
DISP. - IN.

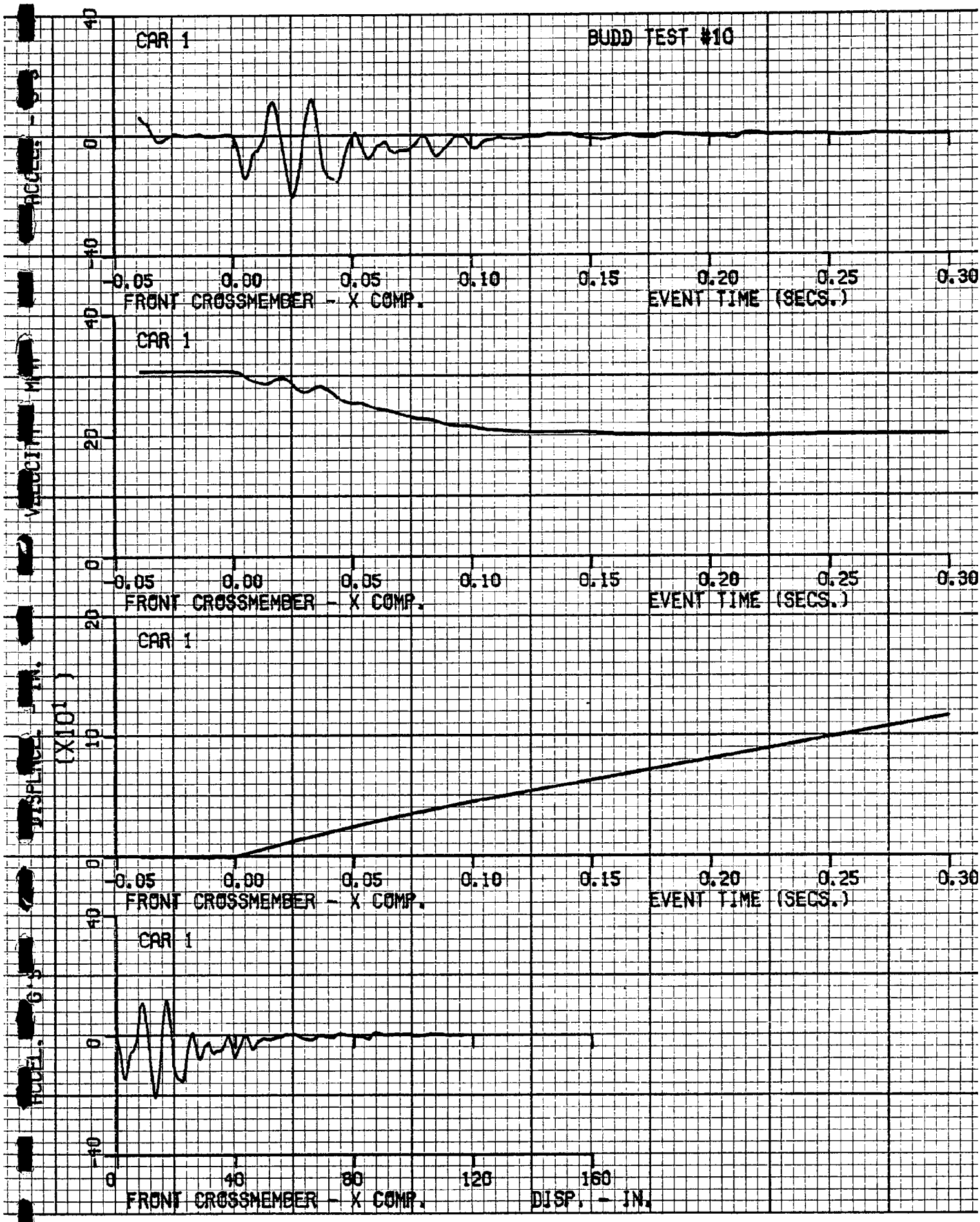
CAR 1
BUDD TEST #10
ACCEL. - G'S
40
0
-40
-0.05
0.00
0.05
0.10
0.15
0.20
0.25
0.30
FRONT CROSSMEMBER - X COMP.
EVENT TIME (SECS.)
CAR 1
VELOCITY - MPH
40
20
0
-0.05
0.00
0.05
0.10
0.15
0.20
0.25
0.30
FRONT CROSSMEMBER - X COMP.
EVENT TIME (SECS.)
CAR 1
DISPLACE. - IN.
(X10¹)
20
10
0
-0.05
0.00
0.05
0.10
0.15
0.20
0.25
0.30
FRONT CROSSMEMBER - X COMP.
EVENT TIME (SECS.)
CAR 1
ACCEL. - G'S
40
0
-40
0
40
80
120
160
FRONT CROSSMEMBER - X COMP.
DISP. - IN.

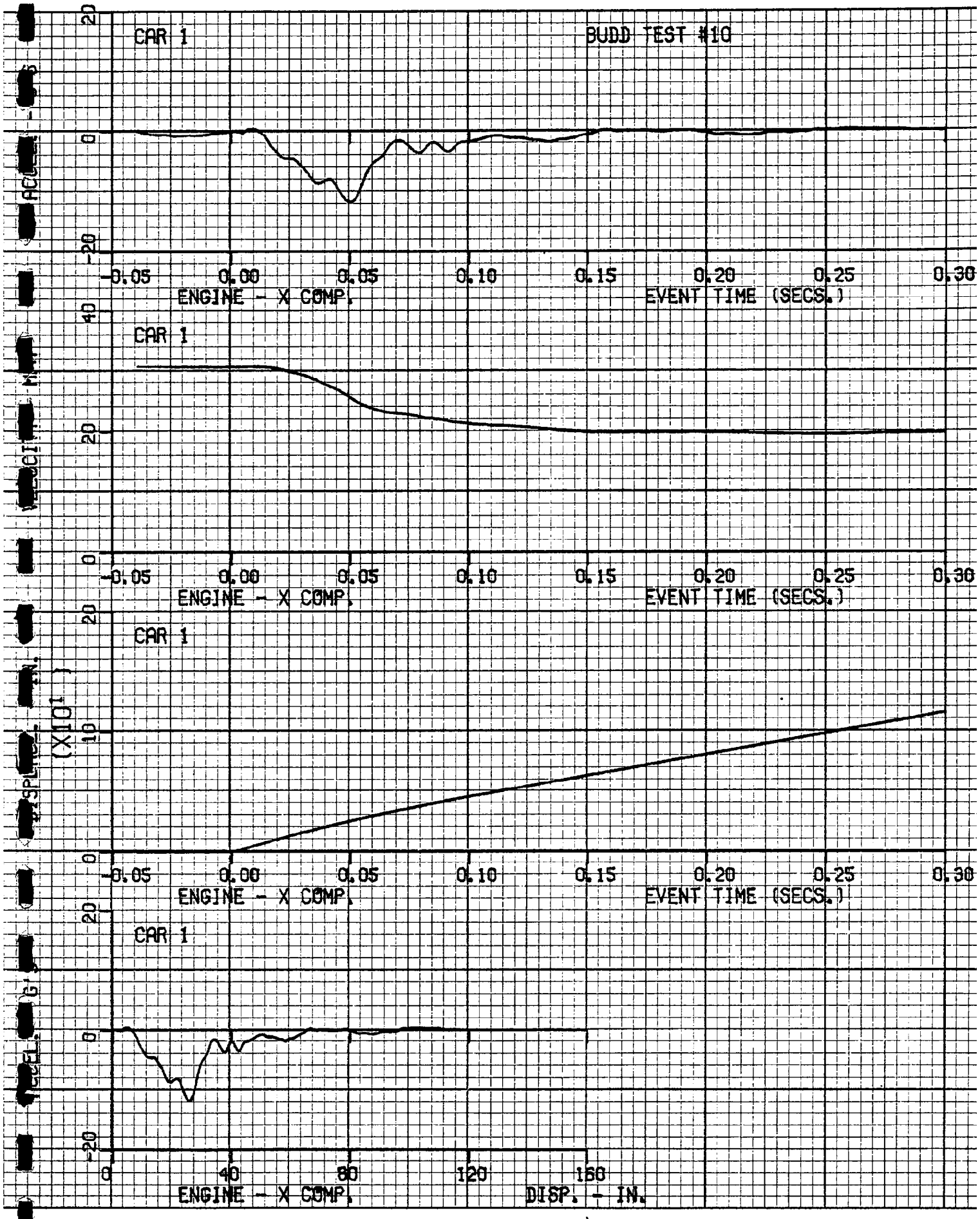
BUDD TEST #10
CAR 1
ACCEL. - G
20
0
-20
-0.05
0.00
0.05
0.10
0.15
0.20
0.25
0.30
ENGINE - X COMP.
EVENT TIME (SECS.)
CAR 1
VELOCITY - MPH
40
20
0
-0.05
0.00
0.05
0.10
0.15
0.20
0.25
0.30
ENGINE - X COMP.
EVENT TIME (SECS.)
CAR 1
DISPLACE. - IN.
(X10¹)
20
10
0
-0.05
0.00
0.05
0.10
0.15
0.20
0.25
0.30
ENGINE - X COMP.
EVENT TIME (SECS.)
CAR 1
ACCEL. - G
20
0
-20
0
40
80
120
160
ENGINE - X COMP.
DISP. - IN.

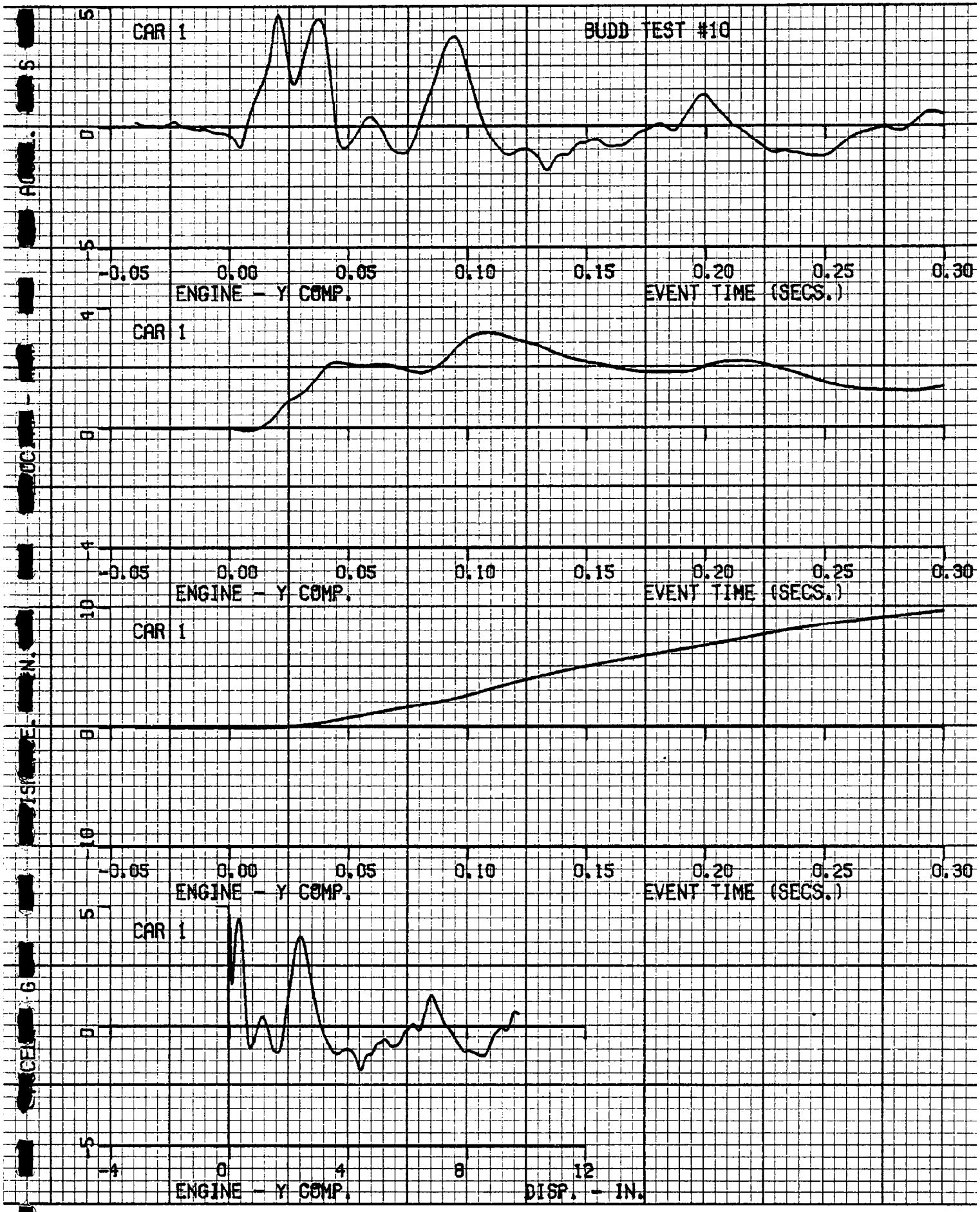
BUDD TEST #10
CAR 1
5
0
-5
-0.05
0.00
0.05
0.10
0.15
0.20
0.25
0.30
ENGINE - Y COMP.
EVENT TIME (SECS.)
CAR 1
4
0
-4
-0.05
0.00
0.05
0.10
0.15
0.20
0.25
0.30
ENGINE - Y COMP.
EVENT TIME (SECS.)
CAR 1
10
0
-10
-0.05
0.00
0.05
0.10
0.15
0.20
0.25
0.30
ENGINE - Y COMP.
EVENT TIME (SECS.)
CAR 1
5
0
-5
-4
0
4
8
12
ENGINE - Y COMP.
DISP. - IN.

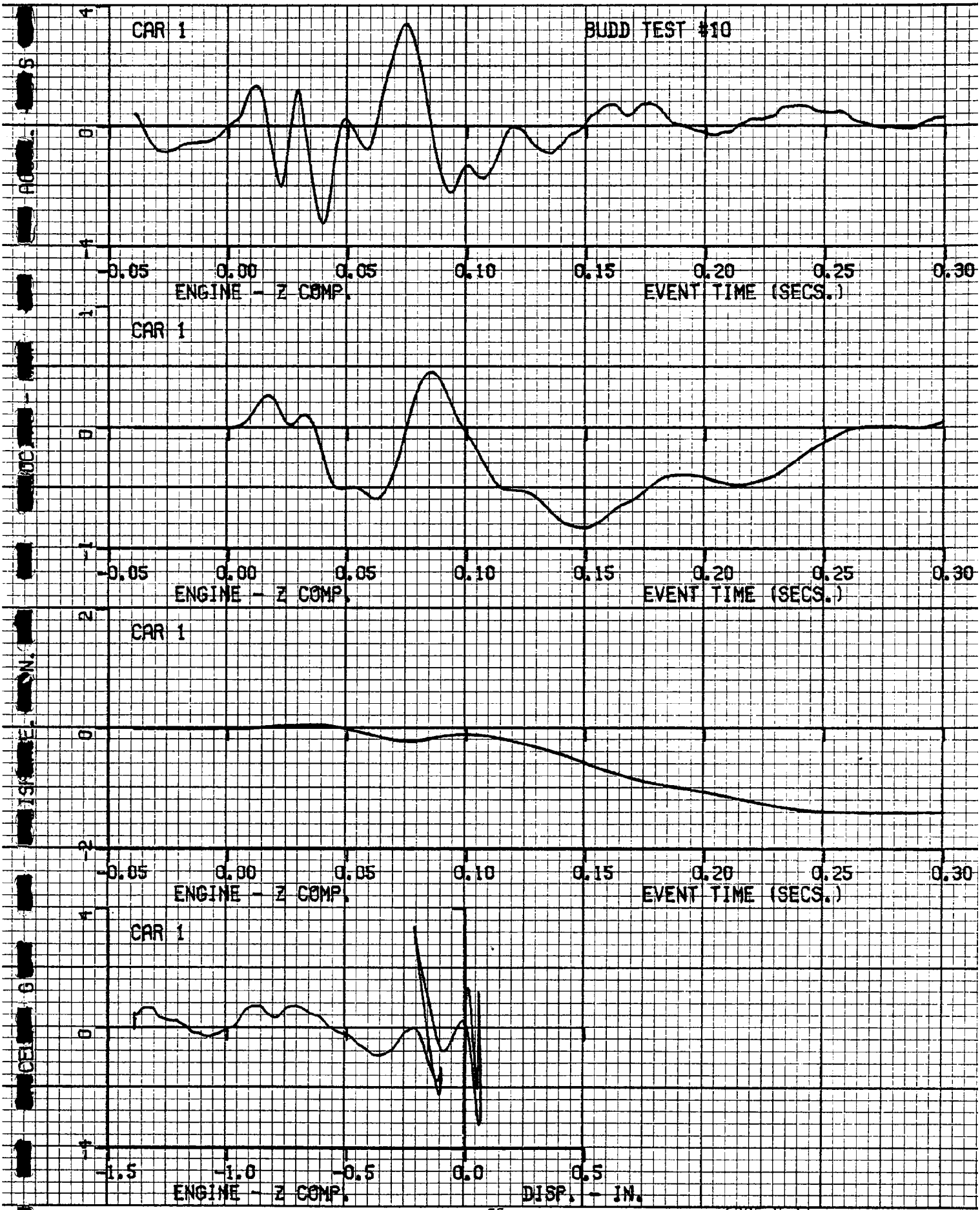
BUDD TEST #10
CAR 1
4
0
-4
-0.05
0.00
0.05
0.10
0.15
0.20
0.25
0.30
ENGINE - Z COMP.
EVENT TIME (SECS.)
CAR 1
1
0
-1
-0.05
0.00
0.05
0.10
0.15
0.20
0.25
0.30
ENGINE - Z COMP.
EVENT TIME (SECS.)
CAR 1
2
0
-2
-0.05
0.00
0.05
0.10
0.15
0.20
0.25
0.30
ENGINE - Z COMP.
EVENT TIME (SECS.)
CAR 1
4
0
-4
-1.5
-1.0
-0.5
0.0
0.5
ENGINE - Z COMP.
DISP. - IN.

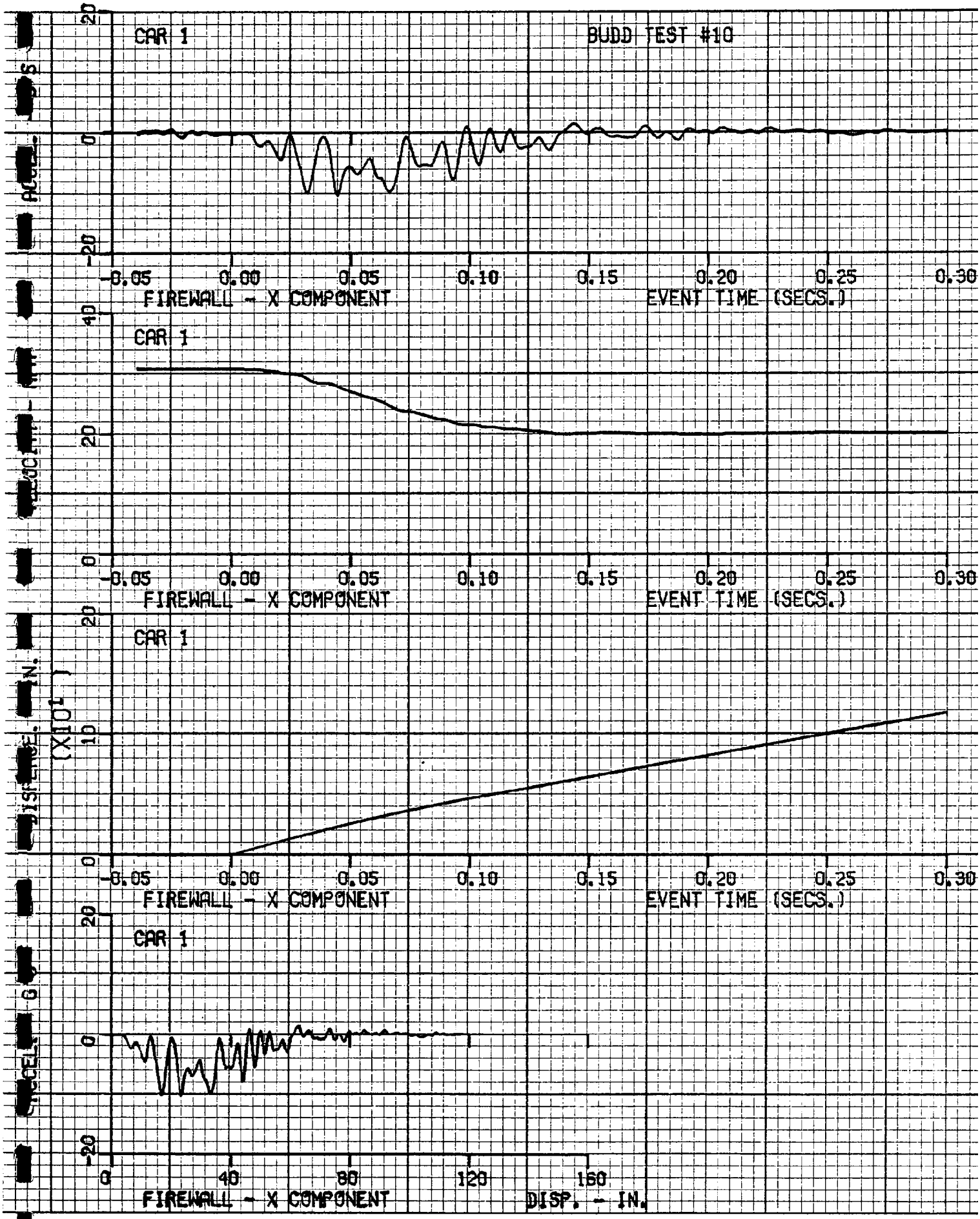
CAR 1
BUDD TEST #10
20
0
-20
-0.05
0.00
0.05
0.10
0.15
0.20
0.25
0.30
FIREWALL - X COMPONENT
EVENT TIME (SECS.)
40
CAR 1
20
0
-0.05
0.00
0.05
0.10
0.15
0.20
0.25
0.30
FIREWALL - X COMPONENT
EVENT TIME (SECS.)
20
CAR 1
10
0
-0.05
0.00
0.05
0.10
0.15
0.20
0.25
0.30
FIREWALL - X COMPONENT
EVENT TIME (SECS.)
20
CAR 1
0
-20
0
40
80
120
160
FIREWALL - X COMPONENT
DISP. - IN.

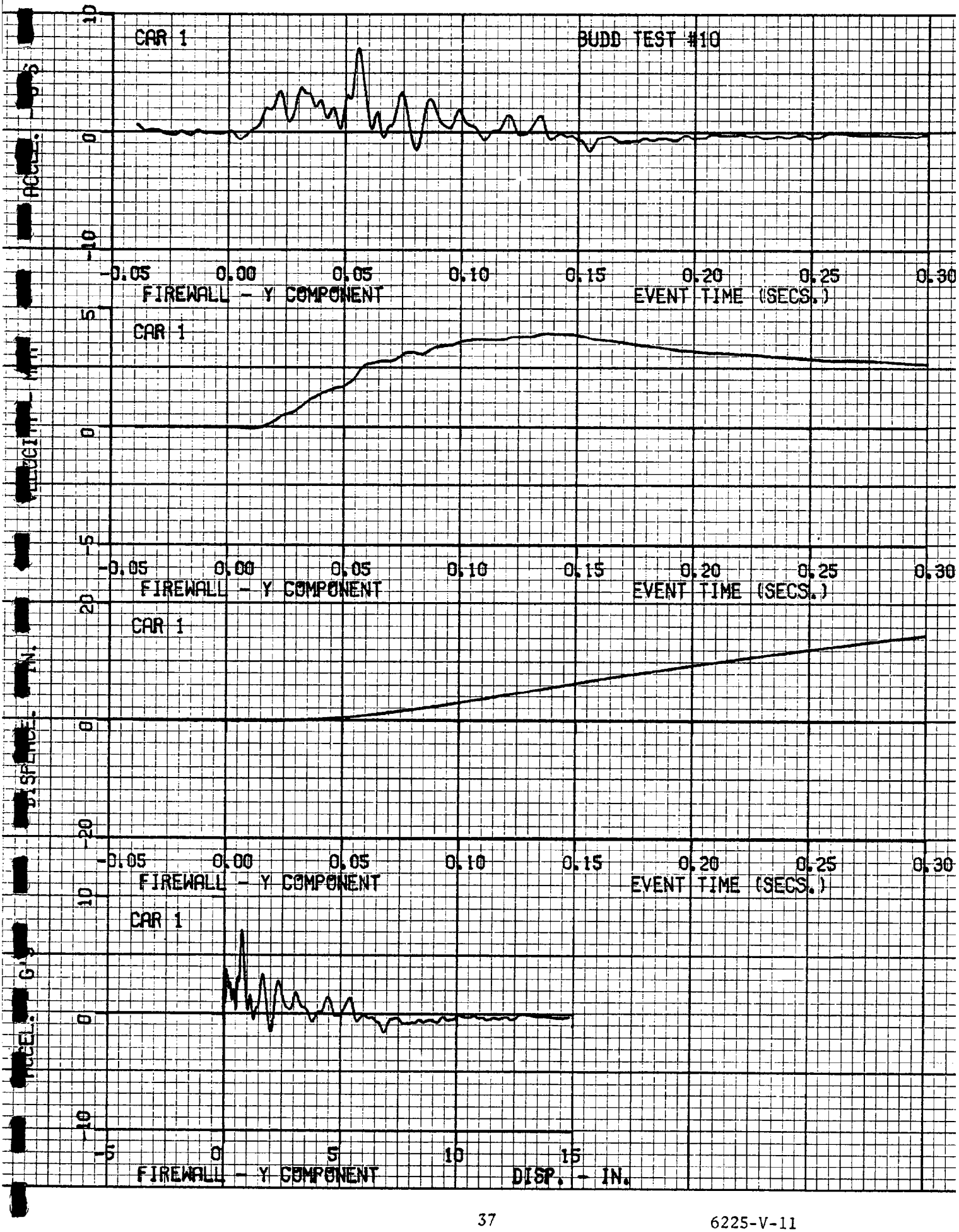
CAR 1
BUDD TEST #10
ACCEL. - G'S
10
0
-10
-0.05
0.00
0.05
0.10
0.15
0.20
0.25
0.30
FIREWALL - Y COMPONENT
EVENT TIME (SECS.)
CAR 1
VELOCITY - MPH
5
0
-5
-0.05
0.00
0.05
0.10
0.15
0.20
0.25
0.30
FIREWALL - Y COMPONENT
EVENT TIME (SECS.)
CAR 1
DISPLACE. - IN.
20
0
-20
-0.05
0.00
0.05
0.10
0.15
0.20
0.25
0.30
FIREWALL - Y COMPONENT
EVENT TIME (SECS.)
CAR 1
ACCEL. - G'S
10
0
-10
-5
0
5
10
15
FIREWALL - Y COMPONENT
DISP. - IN.

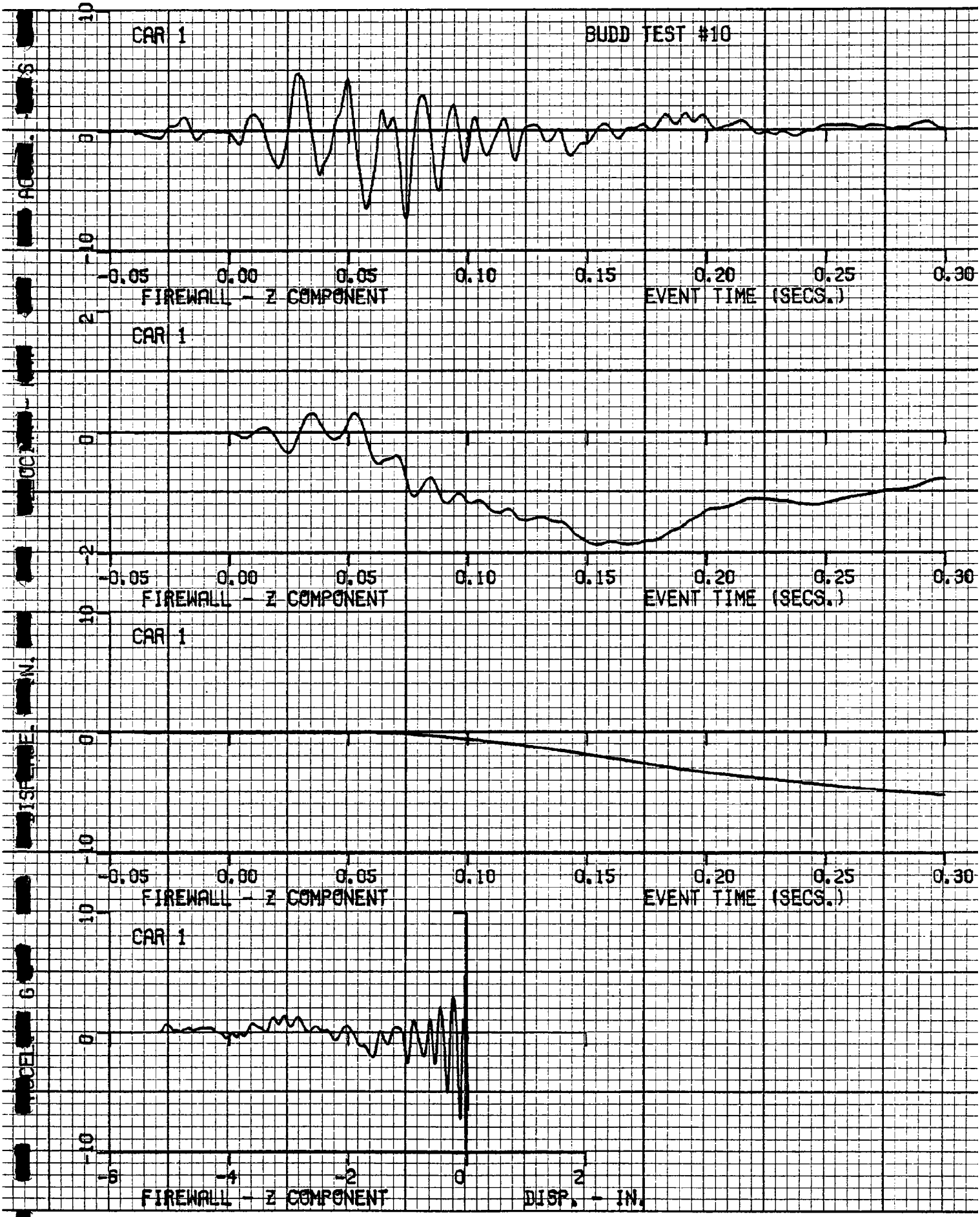
CAR 1
BUDD TEST #10
10
0
-10
-0.05
0.00
0.05
0.10
0.15
0.20
0.25
0.30
FIREWALL - Z COMPONENT
EVENT TIME (SECS.)
2
CAR 1
0
-2
-0.05
0.00
0.05
0.10
0.15
0.20
0.25
0.30
FIREWALL - Z COMPONENT
EVENT TIME (SECS.)
10
CAR 1
0
-10
-0.05
0.00
0.05
0.10
0.15
0.20
0.25
0.30
FIREWALL - Z COMPONENT
EVENT TIME (SECS.)
10
CAR 1
0
-10
-6
-4
-2
0
2
FIREWALL - Z COMPONENT
DISP. - IN.

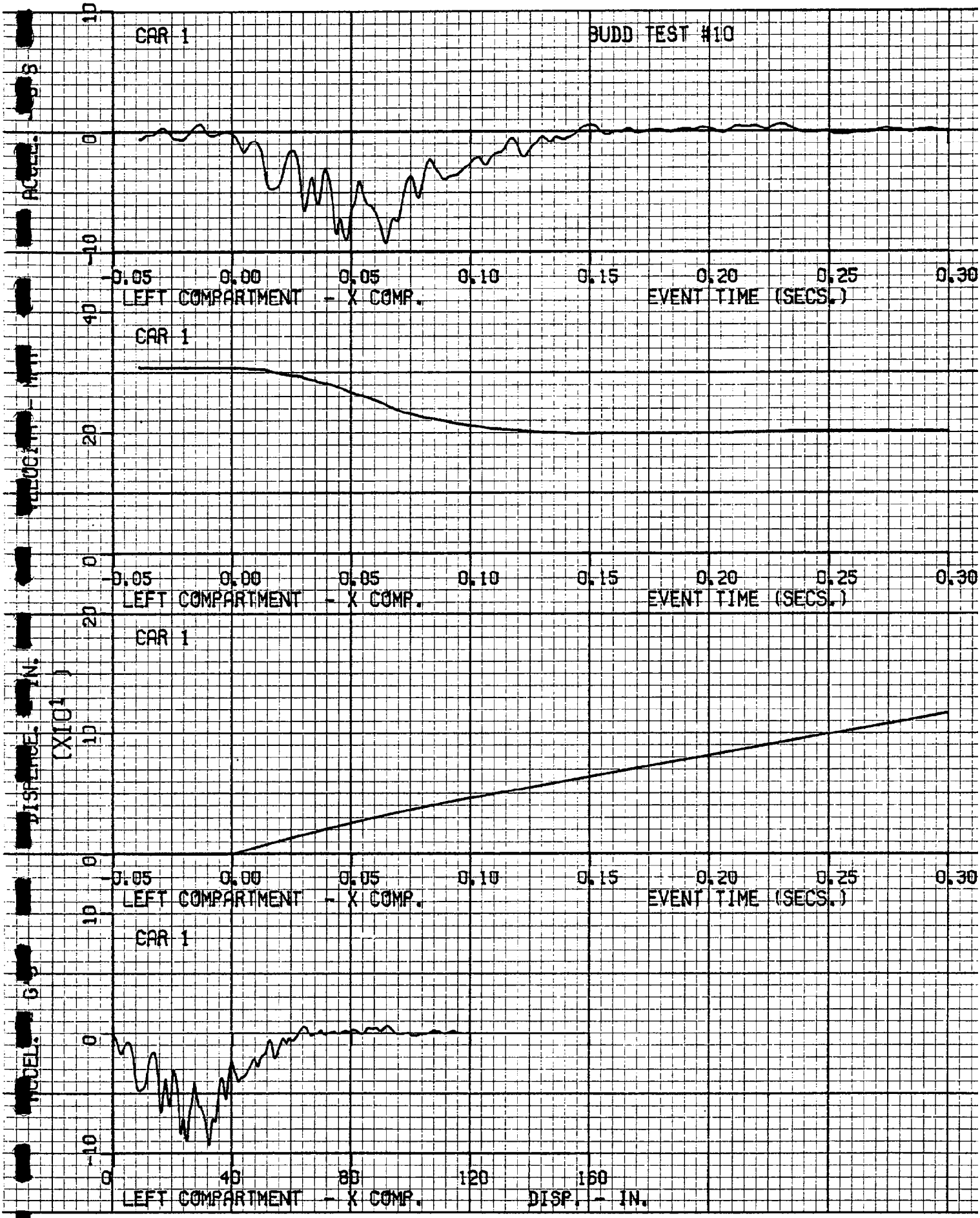
CAR 1
BUDD TEST #10
ACCEL. - G'S
10
0
-10
-0.05
0.00
0.05
0.10
0.15
0.20
0.25
0.30
LEFT COMPARTMENT - X COMP.
EVENT TIME (SECS.)
CAR 1
VELOCITY - MPH
40
20
0
-0.05
0.00
0.05
0.10
0.15
0.20
0.25
0.30
LEFT COMPARTMENT - X COMP.
EVENT TIME (SECS.)
CAR 1
DISPLACE. - IN.
(X101)
20
10
0
-0.05
0.00
0.05
0.10
0.15
0.20
0.25
0.30
LEFT COMPARTMENT - X COMP.
EVENT TIME (SECS.)
CAR 1
ACCEL. G'S
10
0
-10
0
40
80
120
160
LEFT COMPARTMENT - X COMP.
DISP. - IN.

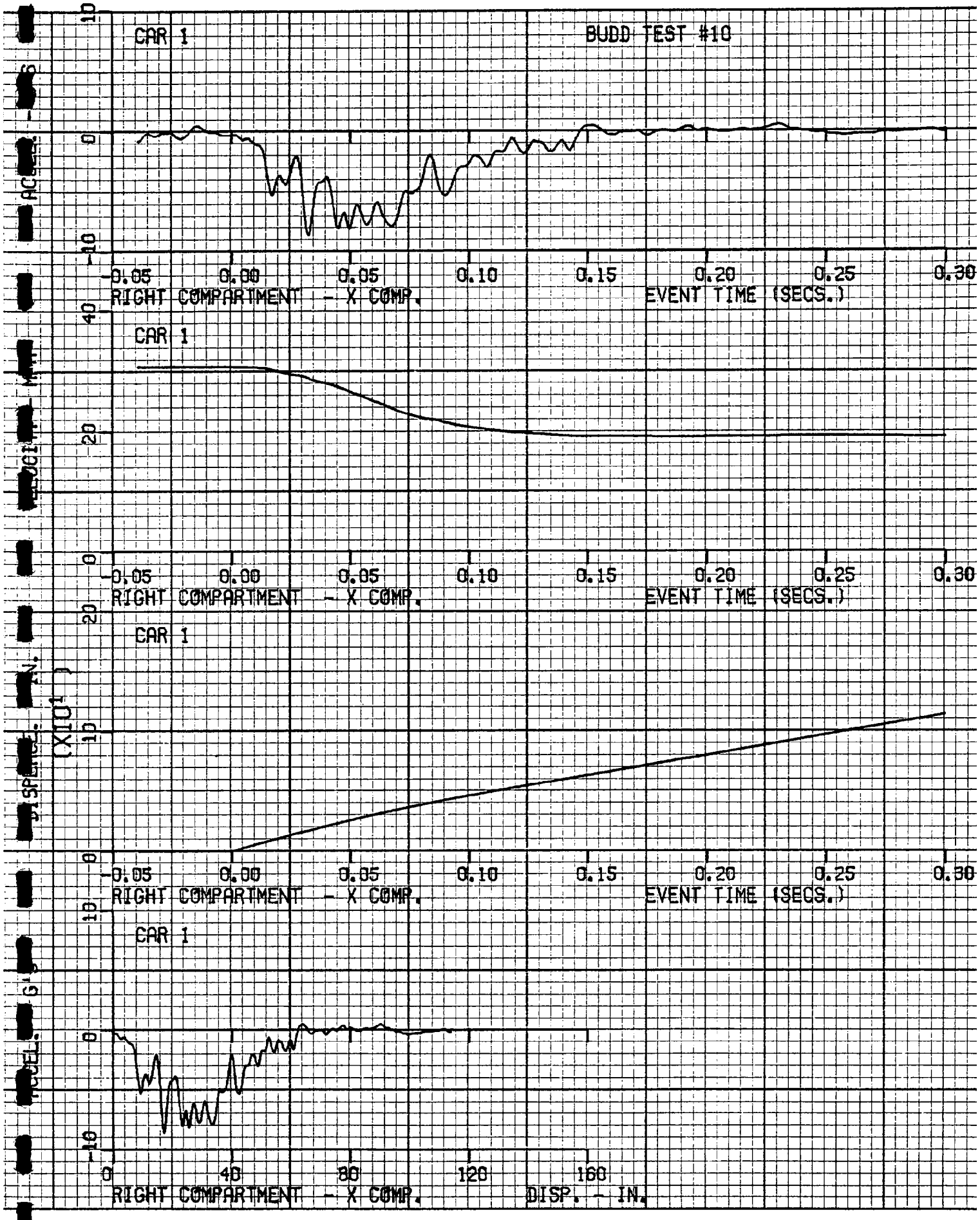
BUDD TEST #10
CAR 1
ACCEL. - G
10
0
-10
-0.05
0.00
0.05
0.10
0.15
0.20
0.25
0.30
RIGHT COMPARTMENT - X COMP.
EVENT TIME (SECS.)
CAR 1
VELOCITY - MPH
40
20
0
-0.05
0.00
0.05
0.10
0.15
0.20
0.25
0.30
RIGHT COMPARTMENT - X COMP.
EVENT TIME (SECS.)
CAR 1
DISPLACEMENT - IN.
(X10¹)
20
10
0
-0.05
0.00
0.05
0.10
0.15
0.20
0.25
0.30
RIGHT COMPARTMENT - X COMP.
EVENT TIME (SECS.)
CAR 1
ACCEL. - G
10
0
-10
0
40
80
120
160
RIGHT COMPARTMENT - X COMP.
DISP. - IN.

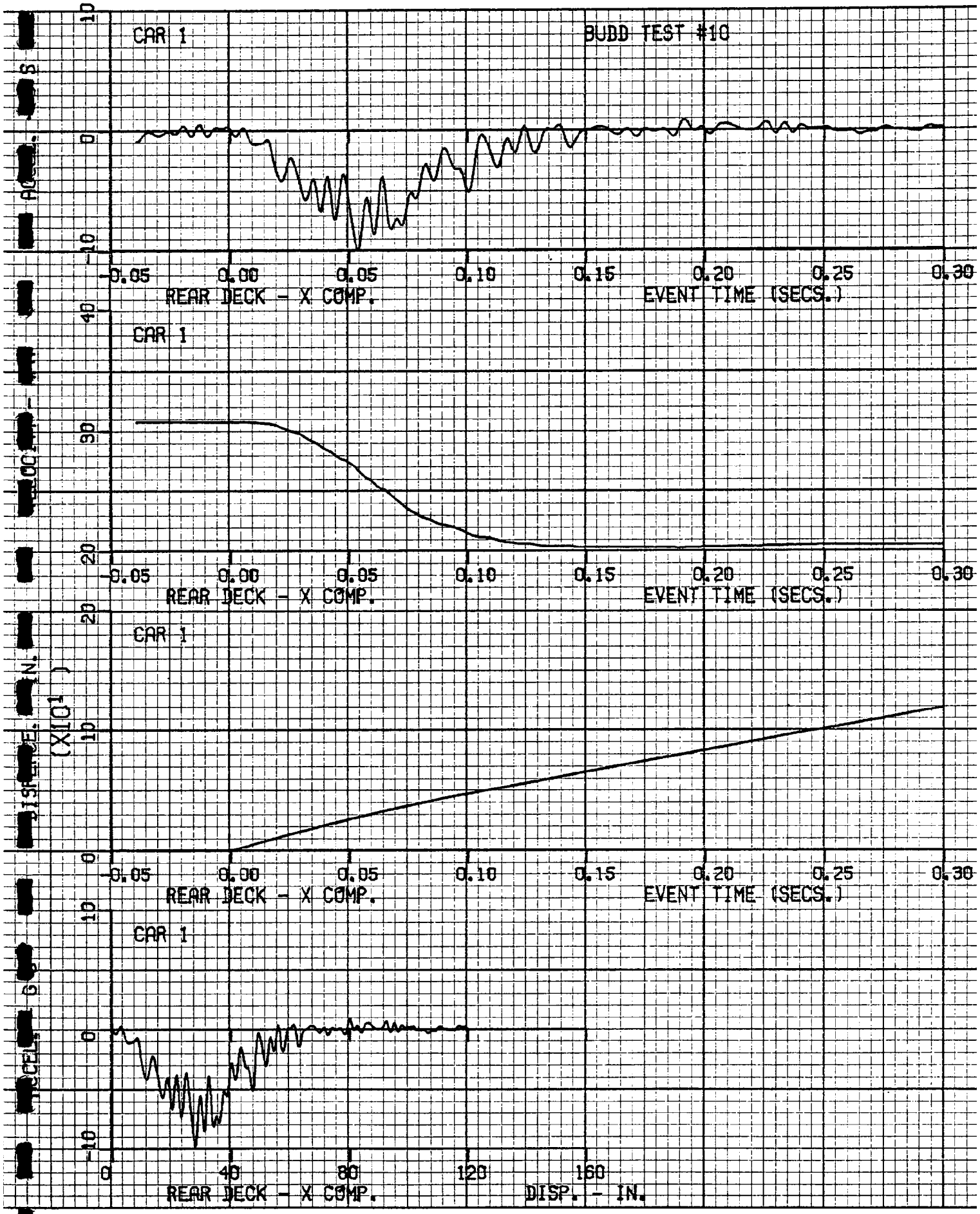
CAR 1
BUDD TEST #10
ACCEL. G'S
10
0
-10
-0.05
0.00
0.05
0.10
0.15
0.20
0.25
0.30
REAR DECK - X COMP.
EVENT TIME (SECS.)
CAR 1
40
30
20
-0.05
0.00
0.05
0.10
0.15
0.20
0.25
0.30
REAR DECK - X COMP.
EVENT TIME (SECS.)
CAR 1
DISPLACE. IN.
(X10¹)
20
10
0
-0.05
0.00
0.05
0.10
0.15
0.20
0.25
0.30
REAR DECK - X COMP.
EVENT TIME (SECS.)
CAR 1
ACCEL. G'S
10
0
-10
0
40
80
120
160
REAR DECK - X COMP.
DISP. - IN.

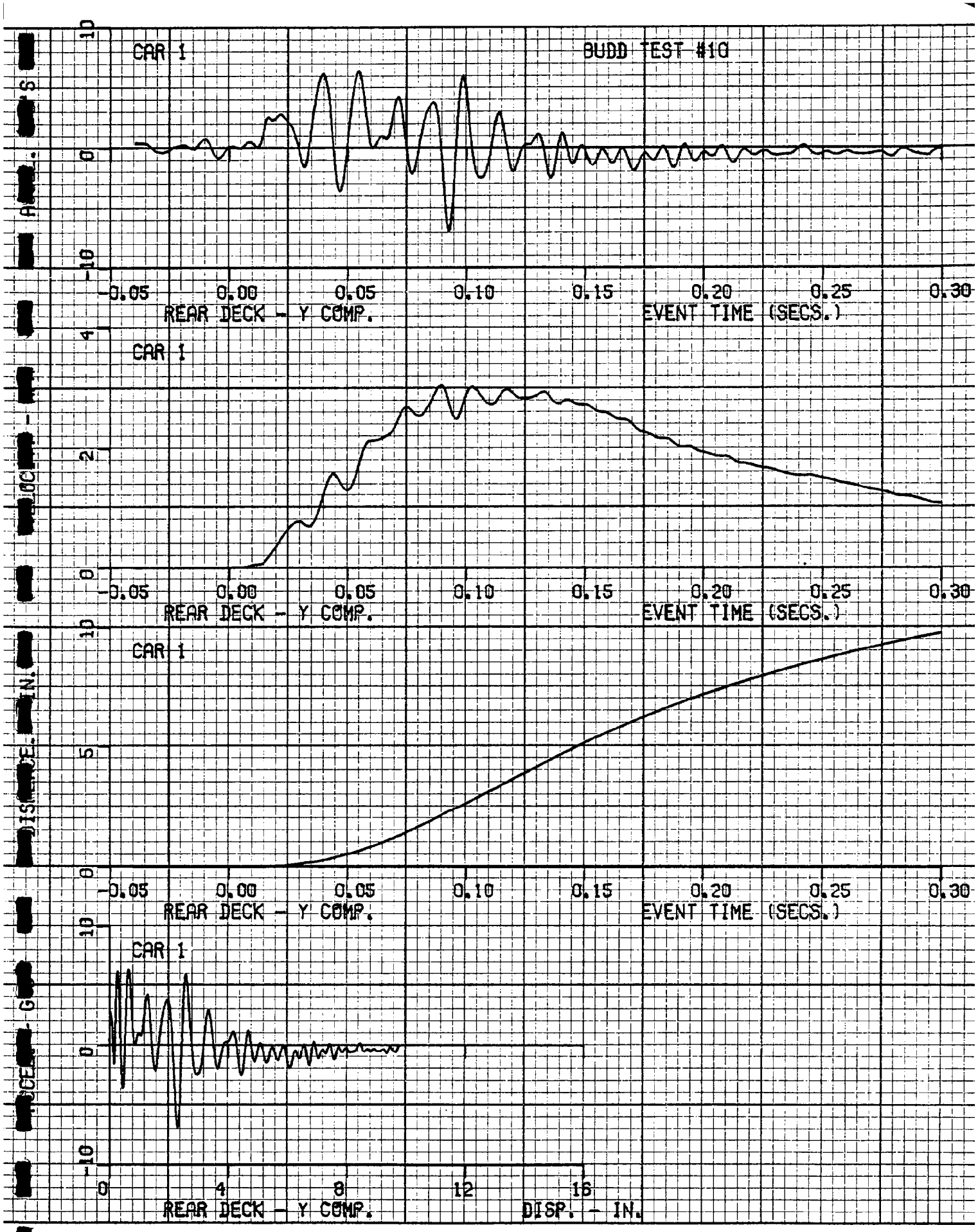
CAR 1
BUDD TEST #10
10
0
-10
-0.05
0.00
0.05
0.10
0.15
0.20
0.25
0.30
REAR DECK - Y COMP.
EVENT TIME (SECS.)
4
2
0
5
10
-10
0
4
8
12
16
DISP. - IN.

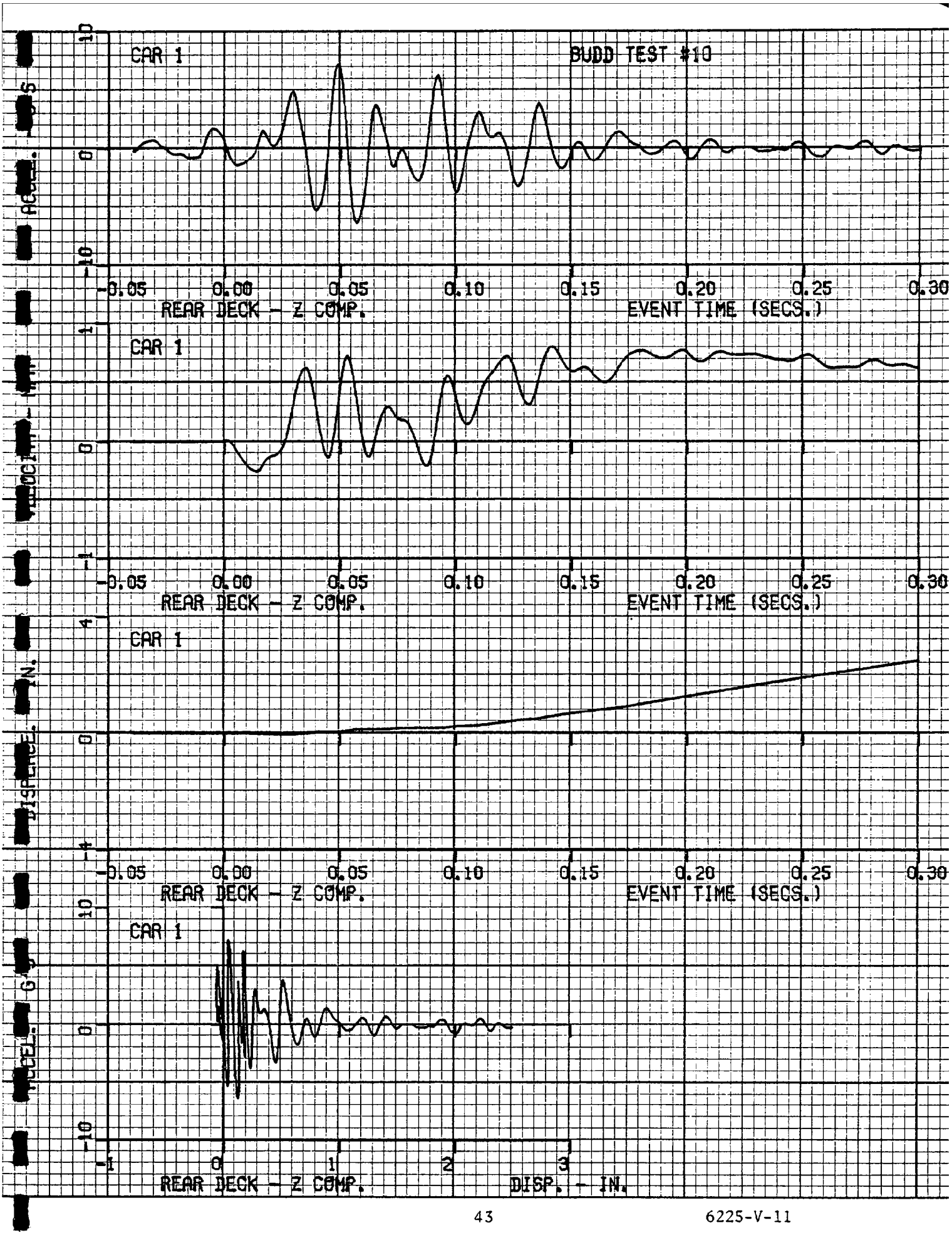
CAR 1
BUDD TEST #10
ACCEL. - G'S
10
0
-10
-0.05
0.00
0.05
0.10
0.15
0.20
0.25
0.30
REAR DECK - Z COMP.
EVENT TIME (SECS.)
CAR 1
VELOCITY - IN/SEC.
1
0
-1
-0.05
0.00
0.05
0.10
0.15
0.20
0.25
0.30
REAR DECK - Z COMP.
EVENT TIME (SECS.)
CAR 1
DISPLACEMENT - IN.
4
0
-4
-0.05
0.00
0.05
0.10
0.15
0.20
0.25
0.30
REAR DECK - Z COMP.
EVENT TIME (SECS.)
CAR 1
ACCEL. - G'S
10
0
-10
-1
0
1
2
3
REAR DECK - Z COMP.
DISP. - IN.

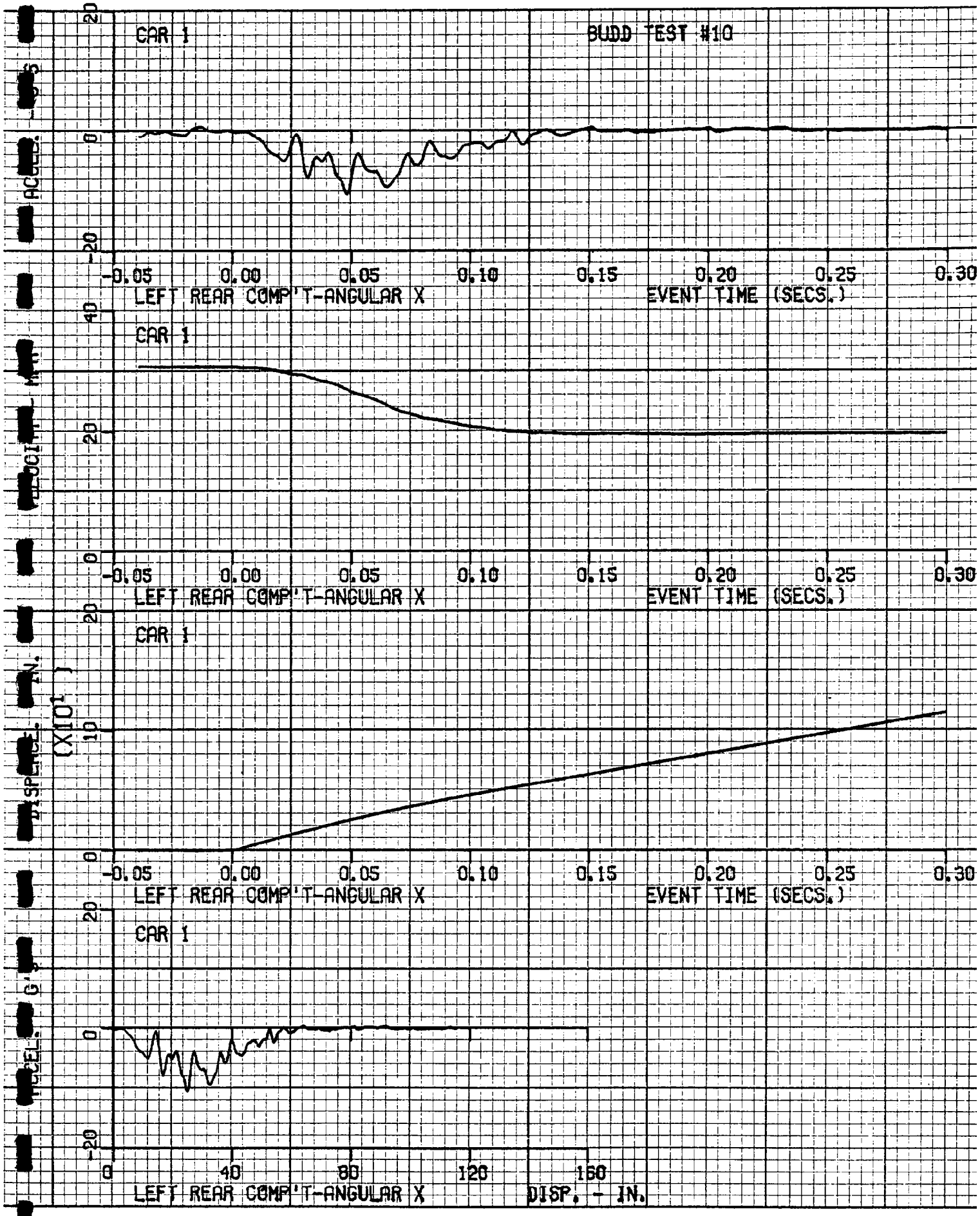
CAR 1
BUDD TEST #10
ACCEL. G'S
20
0
-20
-0.05
0.00
0.05
0.10
0.15
0.20
0.25
0.30
LEFT REAR COMP'T-ANGULAR X
EVENT TIME (SECS.)
CAR 1
VELOCITY - M/S
40
20
0
-0.05
0.00
0.05
0.10
0.15
0.20
0.25
0.30
LEFT REAR COMP'T-ANGULAR X
EVENT TIME (SECS.)
CAR 1
DISPLACE. IN.
(X10¹)
20
10
0
-0.05
0.00
0.05
0.10
0.15
0.20
0.25
0.30
LEFT REAR COMP'T-ANGULAR X
EVENT TIME (SECS.)
CAR 1
ACCEL. G'S
20
0
-20
0
40
80
120
160
LEFT REAR COMP'T-ANGULAR X
DISP. - IN.

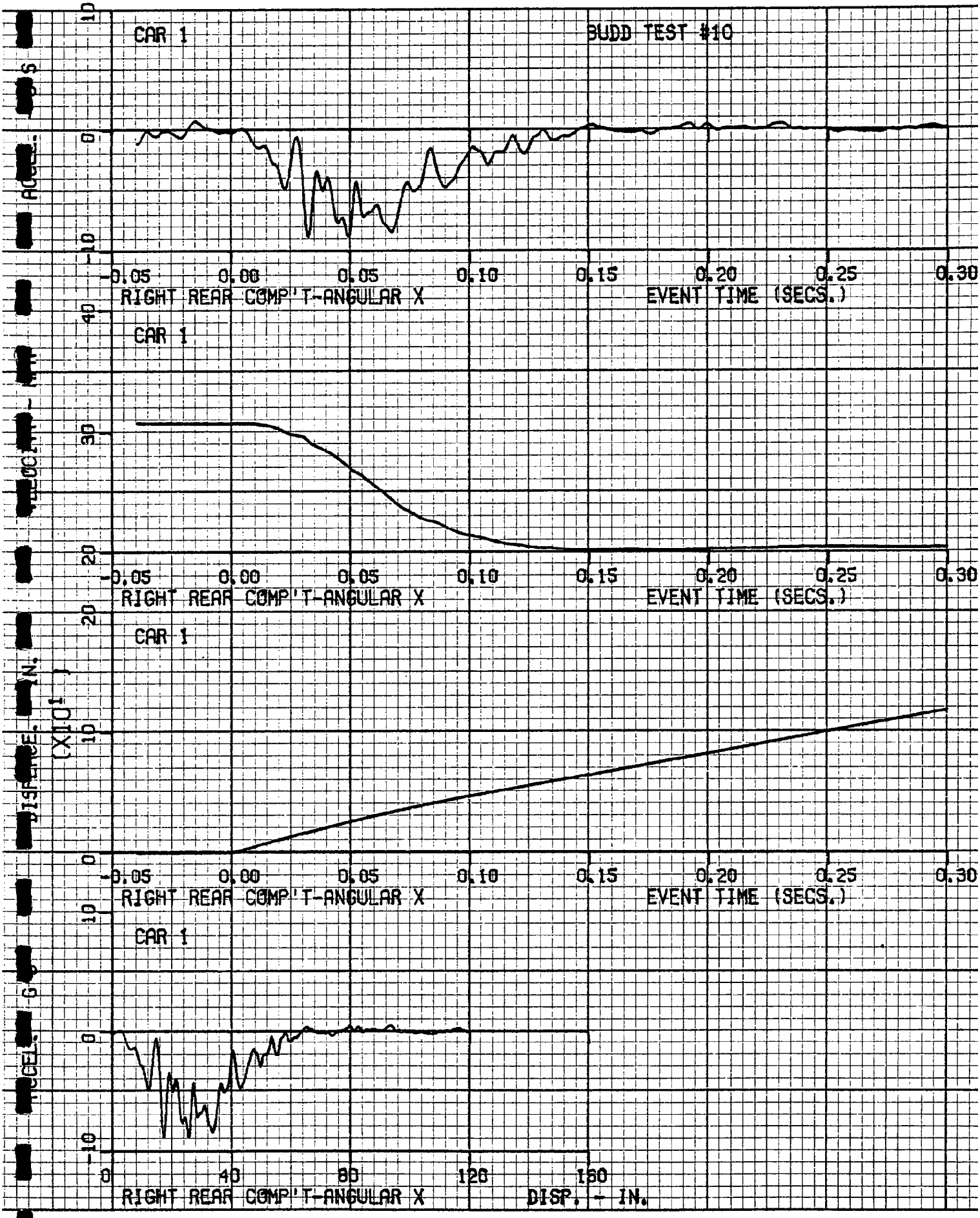
CAR 1
BUDD TEST #10
10
0
-10
-0.05
0.00
0.05
0.10
0.15
0.20
0.25
0.30
RIGHT REAR COMP'T-ANGULAR X
EVENT TIME (SECS.)
CAR 1
40
30
20
-0.05
0.00
0.05
0.10
0.15
0.20
0.25
0.30
RIGHT REAR COMP'T-ANGULAR X
EVENT TIME (SECS.)
CAR 1
20
10
0
-0.05
0.00
0.05
0.10
0.15
0.20
0.25
0.30
RIGHT REAR COMP'T-ANGULAR X
EVENT TIME (SECS.)
CAR 1
10
0
-10
0
40
80
120
160
RIGHT REAR COMP'T-ANGULAR X
DISP. - IN.

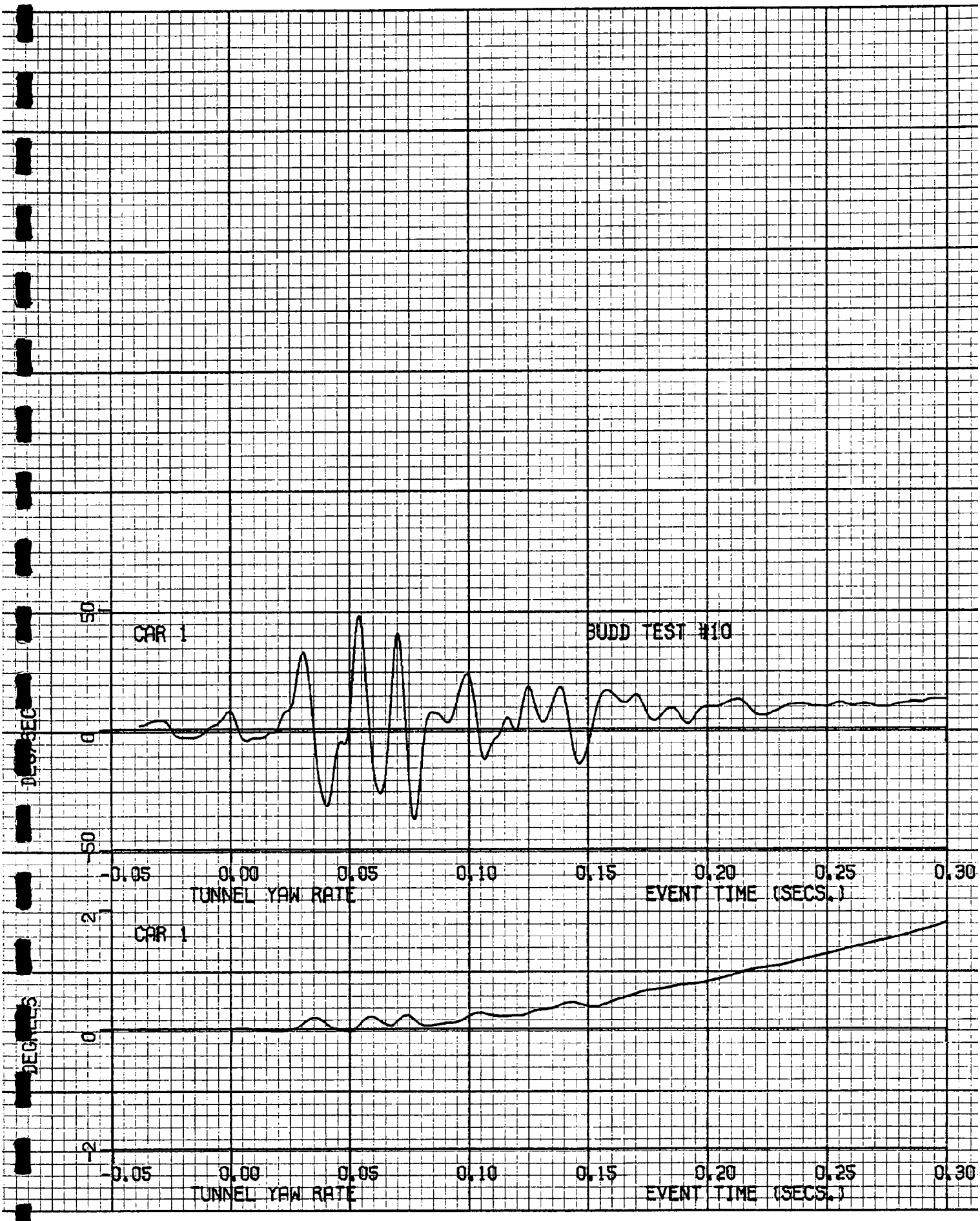
CAR 1
BUDD TEST #10
DEG/SEC
50
0
-50
-0.05
0.00
0.05
0.10
0.15
0.20
0.25
0.30
TUNNEL YAW RATE
EVENT TIME (SECS.)
CAR 1
DEGREES
2
0
-2
-0.05
0.00
0.05
0.10
0.15
0.20
0.25
0.30
TUNNEL YAW RATE
EVENT TIME (SECS.)

TEST NO. 10

CAR NO. 1 - 1978 CHEVROLET IMPALA

VEHICLE DATA - 15 HZ CHANNEL CLASS

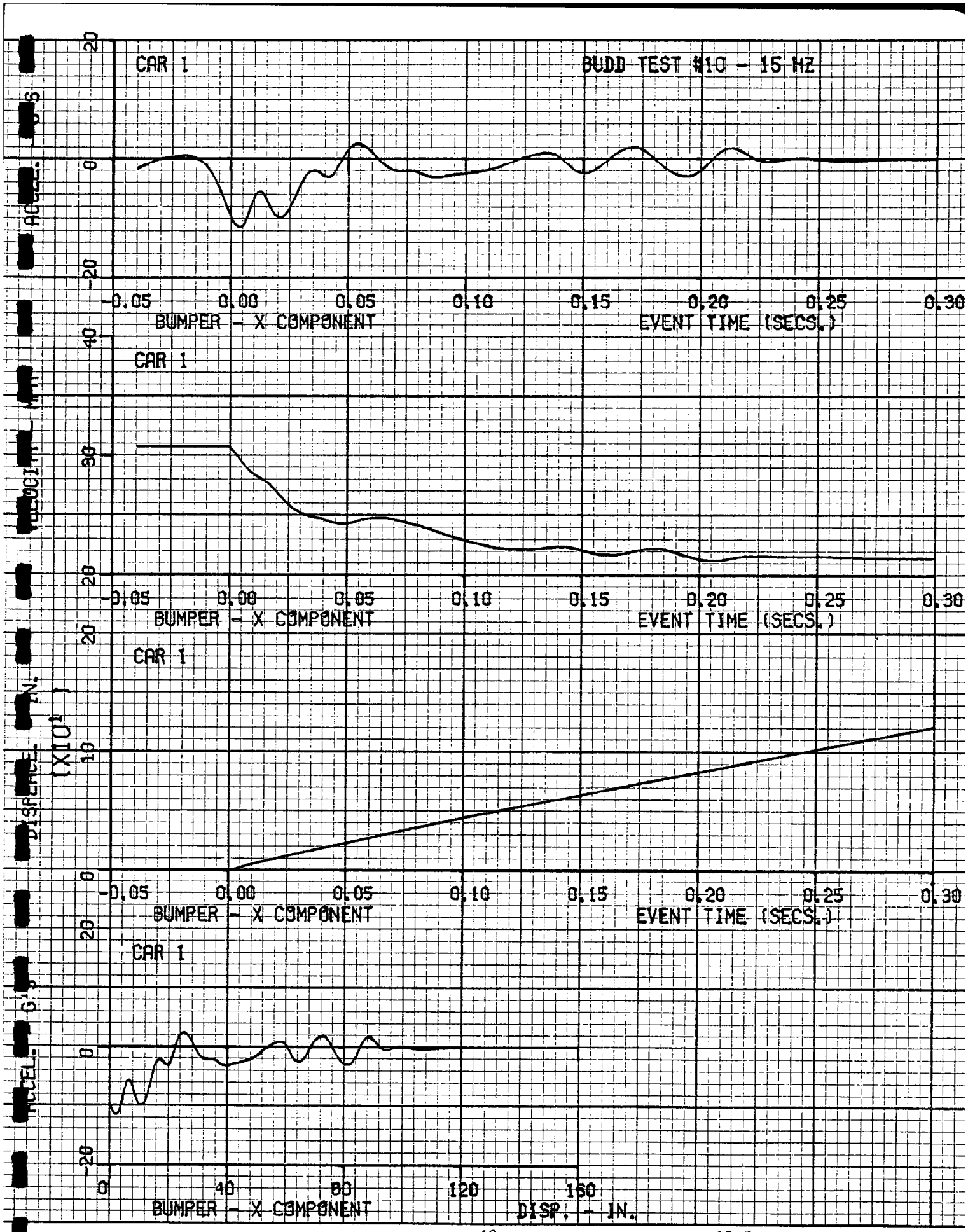
BUDD TEST #10 - 15 HZ
CAR 1
ACCEL. - G'S
20
0
-20
-0.05
0.00
0.05
0.10
0.15
0.20
0.25
0.30
BUMPER - X COMPONENT
EVENT TIME (SECS.)
CAR 1
VELOCITY - M/H
40
30
20
-0.05
0.00
0.05
0.10
0.15
0.20
0.25
0.30
BUMPER - X COMPONENT
EVENT TIME (SECS.)
CAR 1
DISPLACEMENT - IN.
(X10¹)
20
10
0
-0.05
0.00
0.05
0.10
0.15
0.20
0.25
0.30
BUMPER - X COMPONENT
EVENT TIME (SECS.)
CAR 1
ACCEL. - G'S
20
0
-20
0
40
80
120
160
BUMPER - X COMPONENT
DISP. - IN.

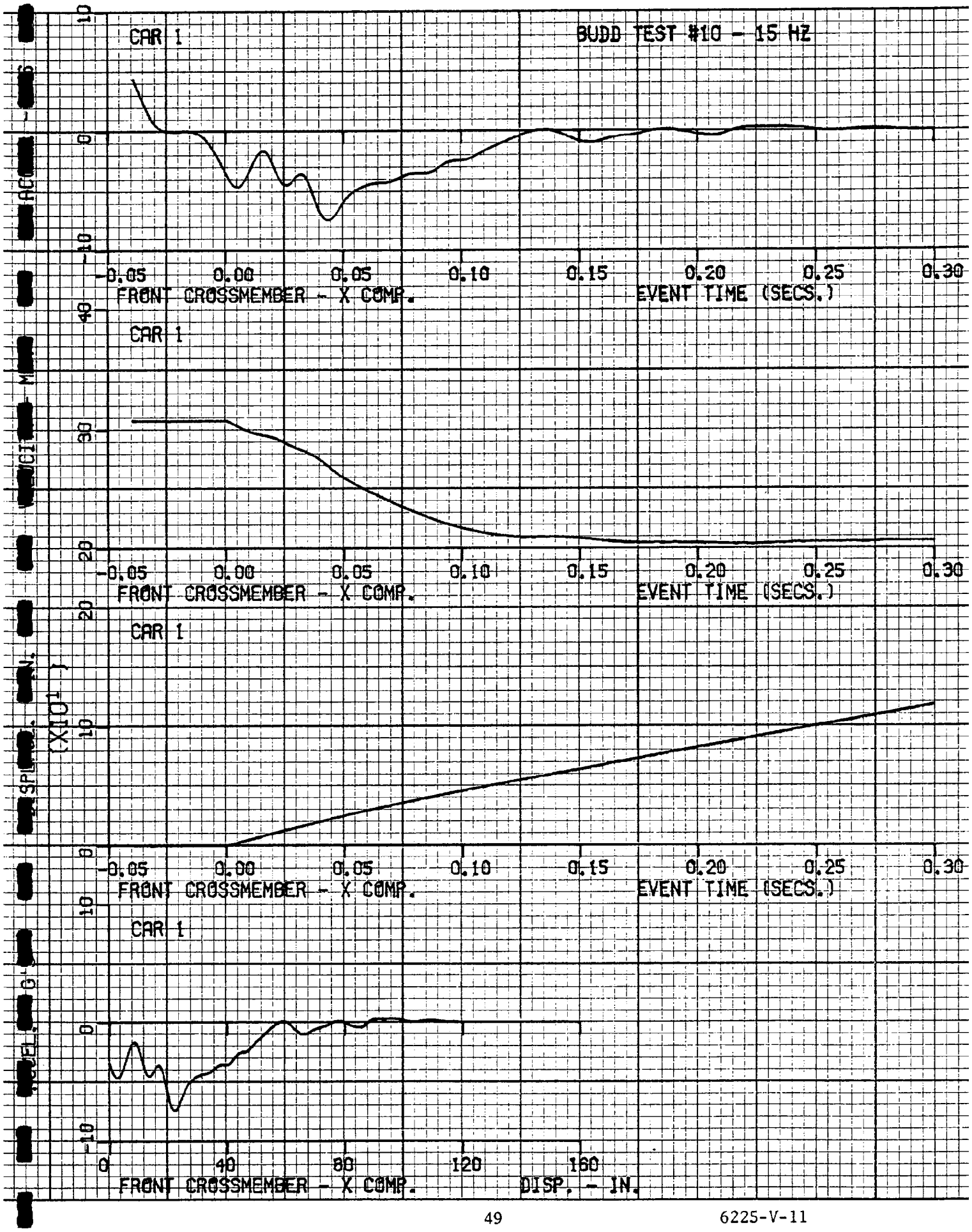
BUDD TEST #10 - 15 HZ
CAR 1
10
0
-10
-0.05
0.00
0.05
0.10
0.15
0.20
0.25
0.30
FRONT CROSSMEMBER - X COMP.
EVENT TIME (SECS.)
CAR 1
40
30
20
-0.05
0.00
0.05
0.10
0.15
0.20
0.25
0.30
FRONT CROSSMEMBER - X COMP.
EVENT TIME (SECS.)
CAR 1
20
10
0
-0.05
0.00
0.05
0.10
0.15
0.20
0.25
0.30
FRONT CROSSMEMBER - X COMP.
EVENT TIME (SECS.)
CAR 1
10
0
-10
0
40
80
120
160
FRONT CROSSMEMBER - X COMP.
DISP. - IN.

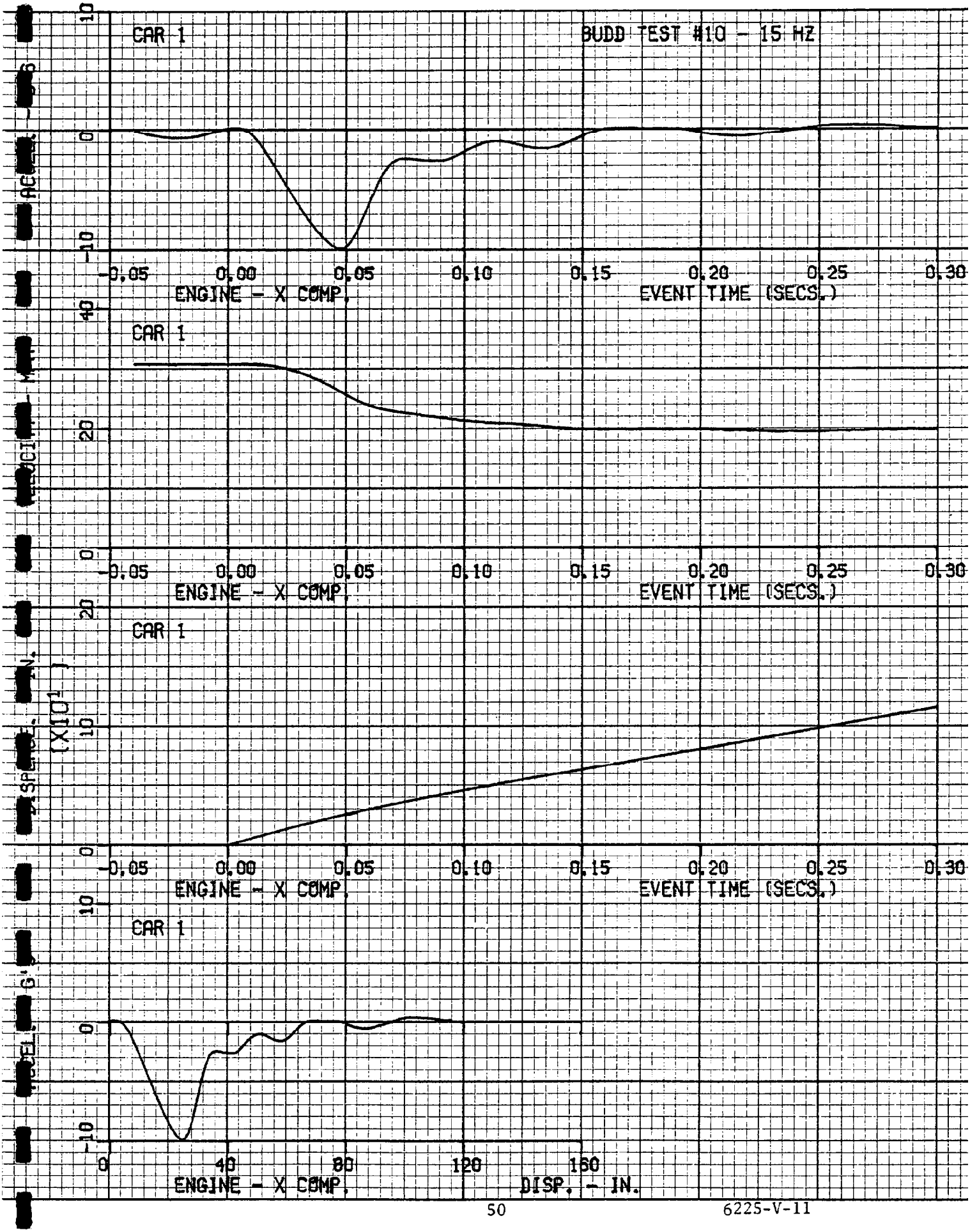
BUDD TEST #10 - 15 HZ
CAR 1
ACCEL. - G'S
10
0
-10
-0.05
0.00
0.05
0.10
0.15
0.20
0.25
0.30
ENGINE - X COMP.
EVENT TIME (SECS.)
CAR 1
VELOCITY - MPH
40
20
0
-0.05
0.00
0.05
0.10
0.15
0.20
0.25
0.30
ENGINE - X COMP.
EVENT TIME (SECS.)
CAR 1
DISPL. - IN.
(X10¹)
20
10
0
-0.05
0.00
0.05
0.10
0.15
0.20
0.25
0.30
ENGINE - X COMP.
EVENT TIME (SECS.)
CAR 1
ACCEL. - G'S
10
0
-10
0
40
80
120
160
ENGINE - X COMP.
DISP. - IN.

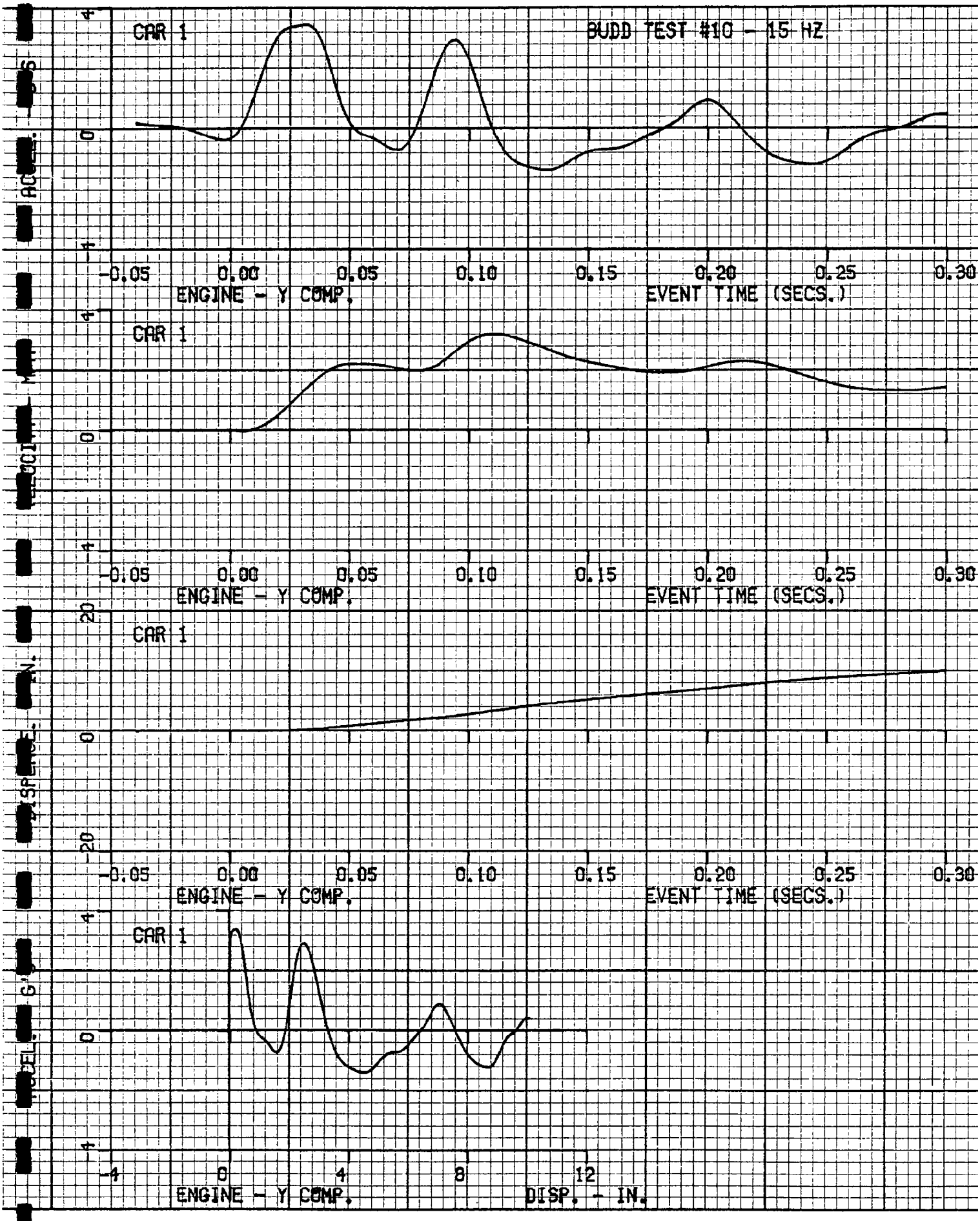
BUDD TEST #10 - 15 HZ
CAR 1
ACCEL. - G'S
4
0
-4
-0.05
0.00
0.05
0.10
0.15
0.20
0.25
0.30
ENGINE - Y COMP.
EVENT TIME (SECS.)
CAR 1
VELOCITY - MPH
4
0
-4
-0.05
0.00
0.05
0.10
0.15
0.20
0.25
0.30
ENGINE - Y COMP.
EVENT TIME (SECS.)
CAR 1
DISPLACEMENT - IN.
20
0
-20
-0.05
0.00
0.05
0.10
0.15
0.20
0.25
0.30
ENGINE - Y COMP.
EVENT TIME (SECS.)
CAR 1
MODEL - G'S
4
0
-4
-4
0
4
8
12
ENGINE - Y COMP.
DISP. - IN.

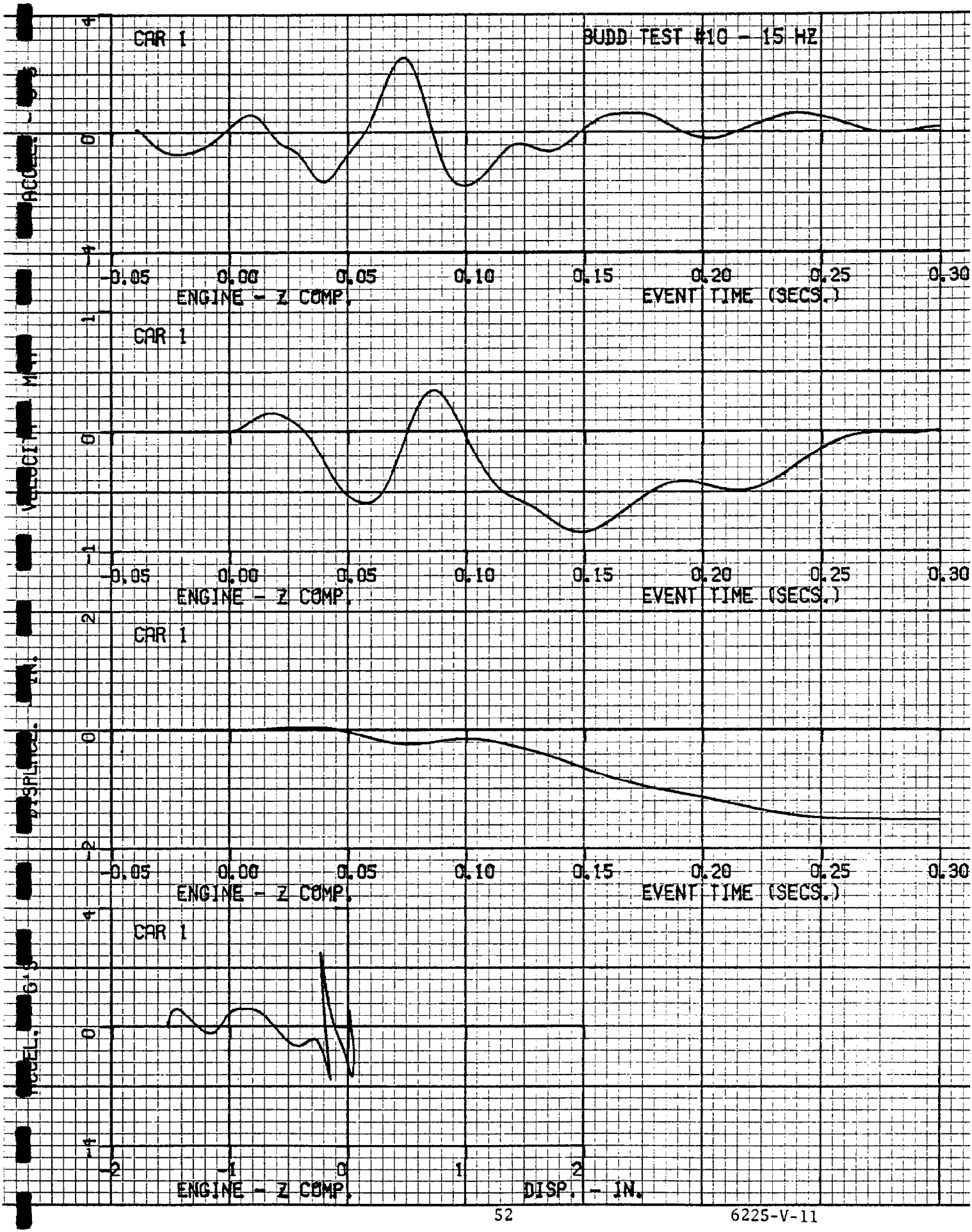
BUDD TEST #10 - 15 HZ
CAR 1
ACCEL. - G'S
4
0
-4
-0.05
0.00
0.05
0.10
0.15
0.20
0.25
0.30
ENGINE - Z COMP.
EVENT TIME (SECS.)
CAR 1
VELOCITY - MPH
1
0
-1
-0.05
0.00
0.05
0.10
0.15
0.20
0.25
0.30
ENGINE - Z COMP.
EVENT TIME (SECS.)
CAR 1
DISPL. - IN.
2
0
-2
-0.05
0.00
0.05
0.10
0.15
0.20
0.25
0.30
ENGINE - Z COMP.
EVENT TIME (SECS.)
CAR 1
ACCEL. - G'S
4
0
-4
-2
-1
0
1
2
ENGINE - Z COMP.
DISP. - IN.

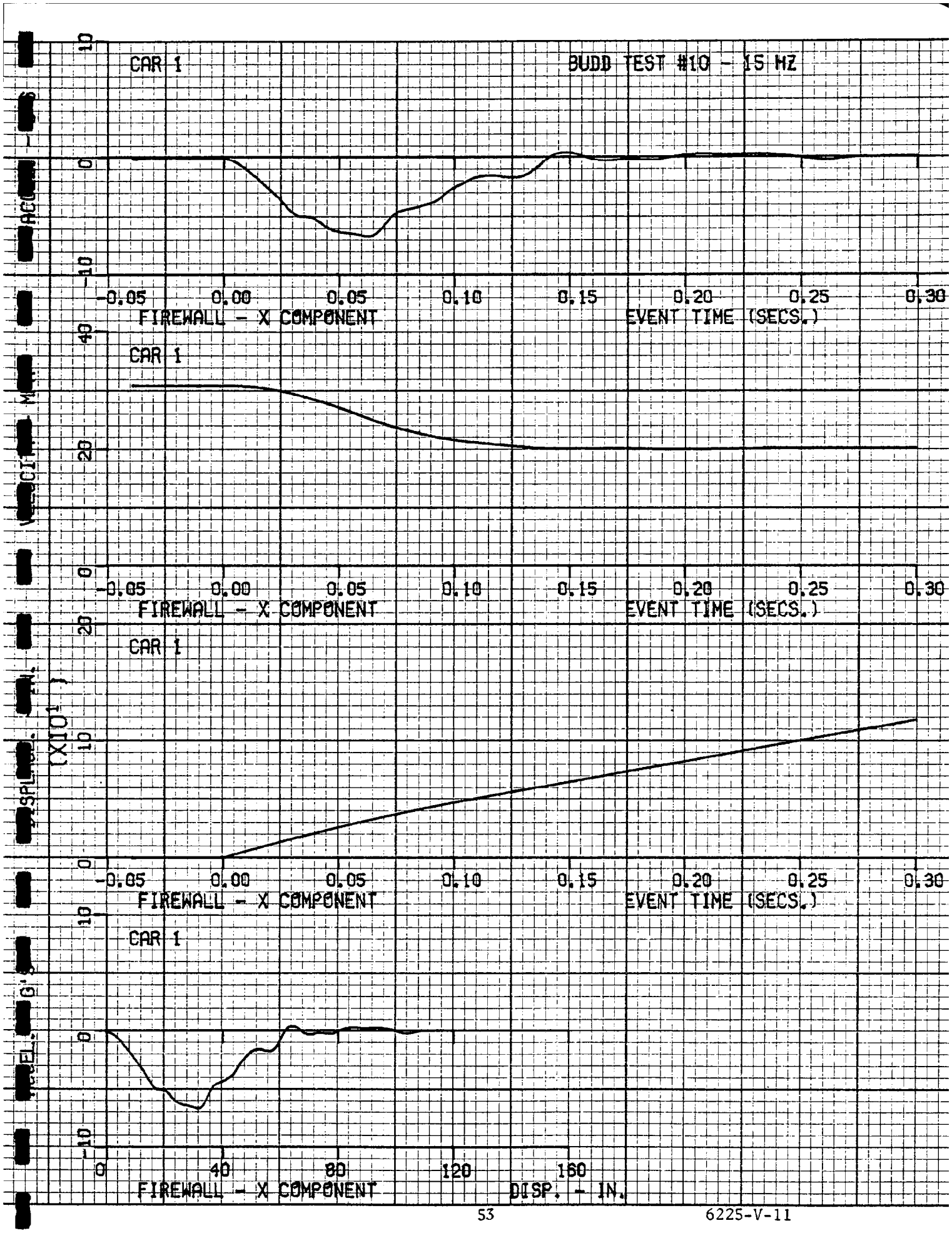
BUDD TEST #10 - 15 MZ
CAR 1
10
0
-10
-0.05
0.00
0.05
0.10
0.15
0.20
0.25
0.30
FIREWALL - X COMPONENT
EVENT TIME (SECS.)
CAR 1
40
20
0
-0.05
0.00
0.05
0.10
0.15
0.20
0.25
0.30
FIREWALL - X COMPONENT
EVENT TIME (SECS.)
CAR 1
20
10
0
-0.05
0.00
0.05
0.10
0.15
0.20
0.25
0.30
FIREWALL - X COMPONENT
EVENT TIME (SECS.)
CAR 1
10
0
-10
0
40
80
120
160
FIREWALL - X COMPONENT
DISP. - IN.

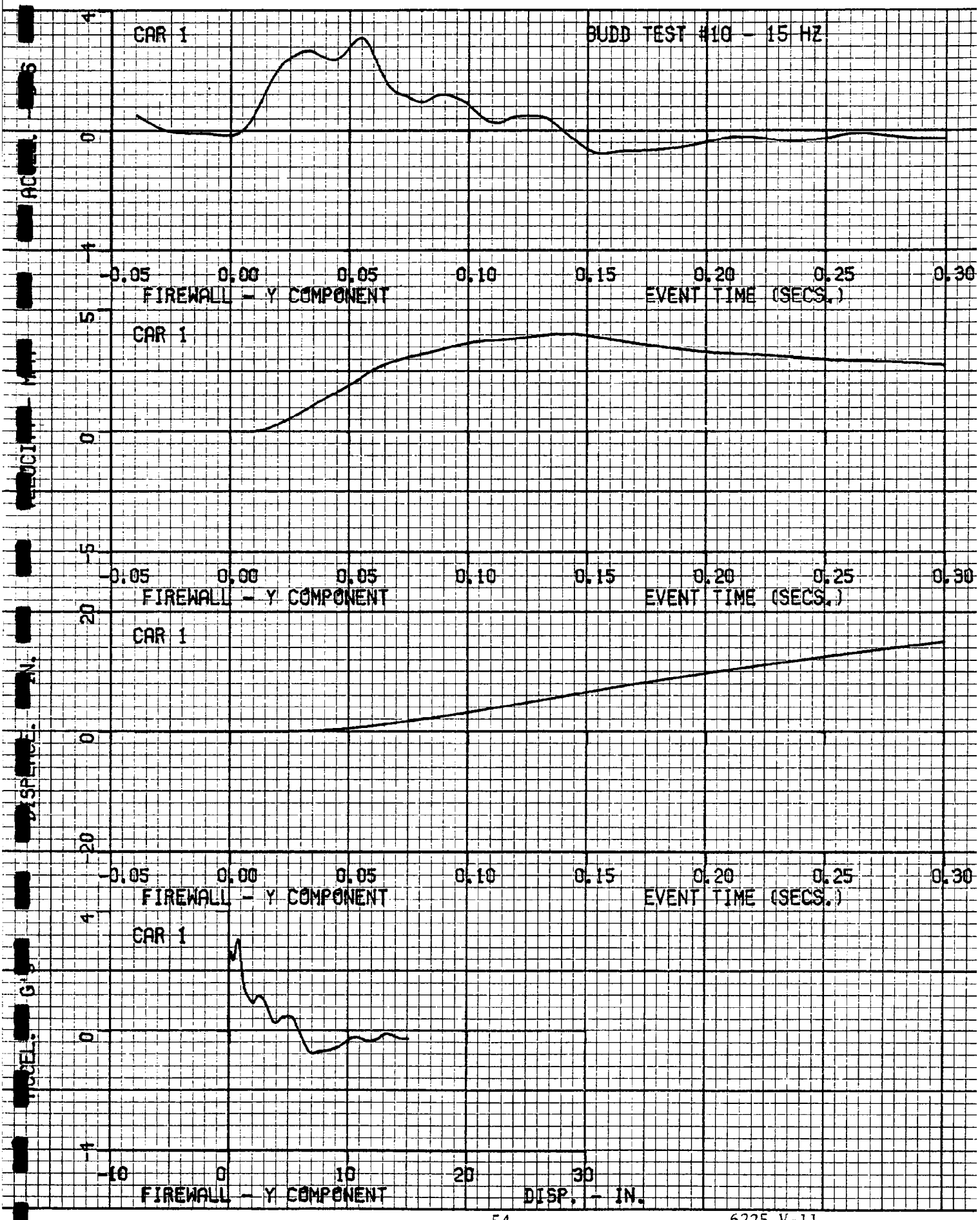
CAR 1
BUDD TEST #10 - 15 HZ
ACCEL. - G'S
4
0
-4
-0.05
0.00
0.05
0.10
0.15
0.20
0.25
0.30
FIREWALL - Y COMPONENT
EVENT TIME (SECS.)
CAR 1
VELOCITY - MPH
5
0
-5
-0.05
0.00
0.05
0.10
0.15
0.20
0.25
0.30
FIREWALL - Y COMPONENT
EVENT TIME (SECS.)
CAR 1
DISPLACE. - IN.
20
0
-20
-0.05
0.00
0.05
0.10
0.15
0.20
0.25
0.30
FIREWALL - Y COMPONENT
EVENT TIME (SECS.)
CAR 1
ACCEL. - G'S
4
0
-4
-10
0
10
20
30
FIREWALL - Y COMPONENT
DISP. - IN.

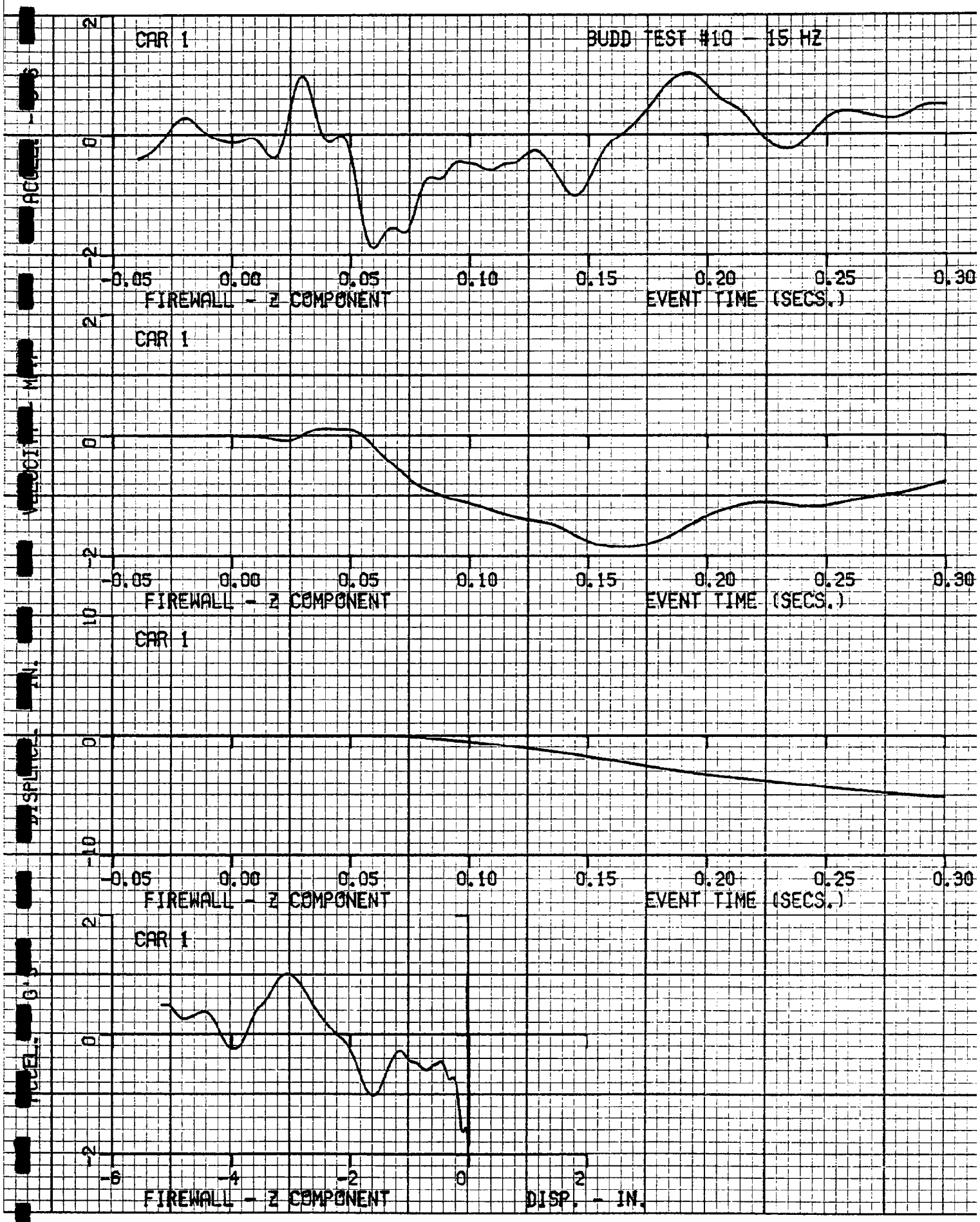
CAR 1
BUDD TEST #10 - 15 HZ
ACCEL. - G'S
2
0
-2
-0.05
0.00
0.05
0.10
0.15
0.20
0.25
0.30
FIREWALL - Z COMPONENT
EVENT TIME (SECS.)
CAR 1
VELOCITY - M.P.H.
2
0
-2
-0.05
0.00
0.05
0.10
0.15
0.20
0.25
0.30
FIREWALL - Z COMPONENT
EVENT TIME (SECS.)
CAR 1
DISPLACE. - IN.
10
0
-10
-0.05
0.00
0.05
0.10
0.15
0.20
0.25
0.30
FIREWALL - Z COMPONENT
EVENT TIME (SECS.)
CAR 1
ACCEL. - G'S
2
0
-2
-6
-4
-2
0
2
FIREWALL - Z COMPONENT
DISP. - IN.

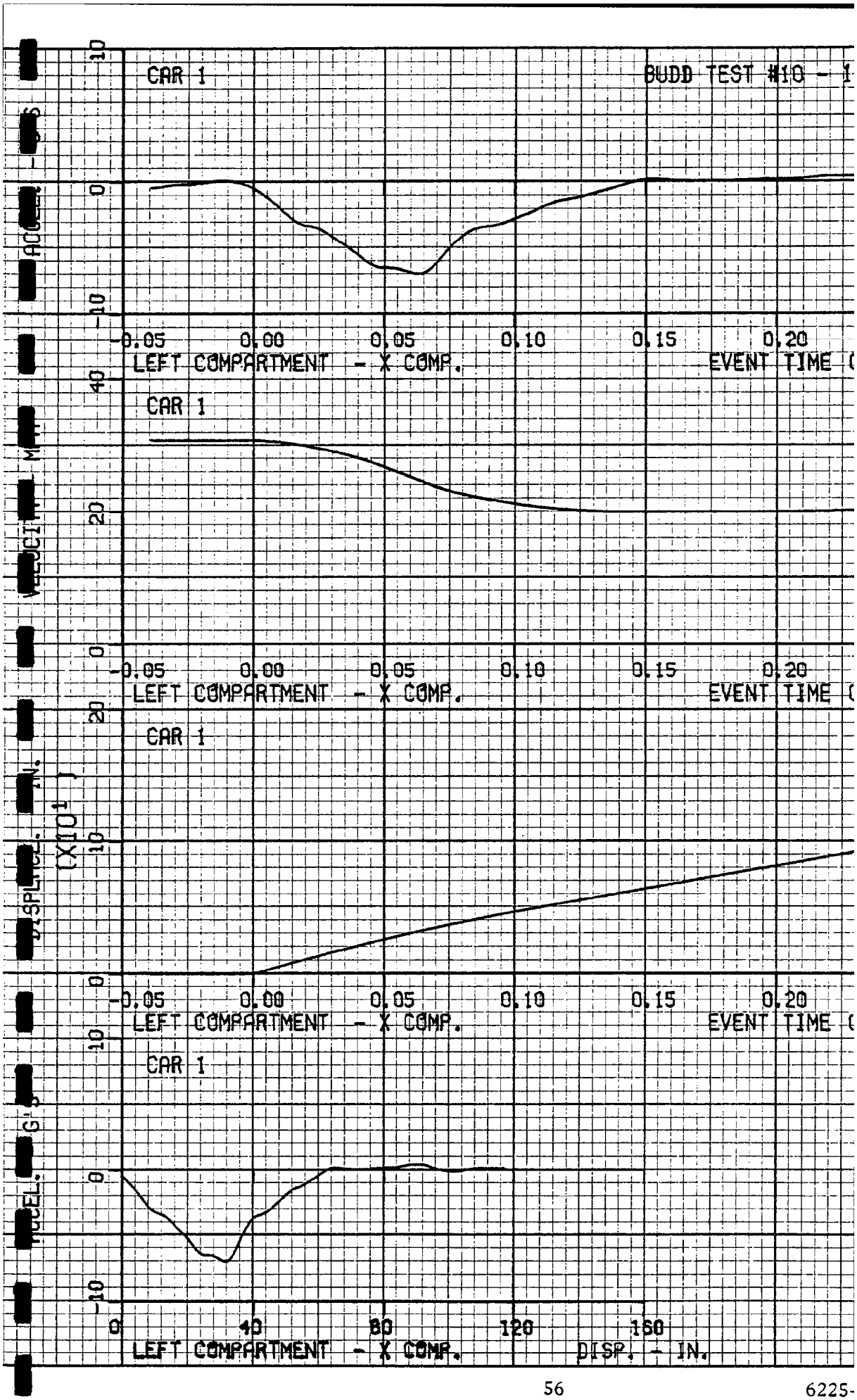
CAR 1
BUDD TEST #10 - 1
ACCEL. - G'S
10
0
-10
-0.05
0.00
0.05
0.10
0.15
0.20
LEFT COMPARTMENT - X COMP.
EVENT TIME (
CAR 1
VELOCITY - MPH
40
20
0
-0.05
0.00
0.05
0.10
0.15
0.20
LEFT COMPARTMENT - X COMP.
EVENT TIME (
CAR 1
DISPLACE. - IN.
(X10¹)
20
10
0
-0.05
0.00
0.05
0.10
0.15
0.20
LEFT COMPARTMENT - X COMP.
EVENT TIME (
CAR 1
ACCEL. - G'S
10
0
-10
0
40
80
120
160
LEFT COMPARTMENT - X COMP.
DISP. - IN.

6225-

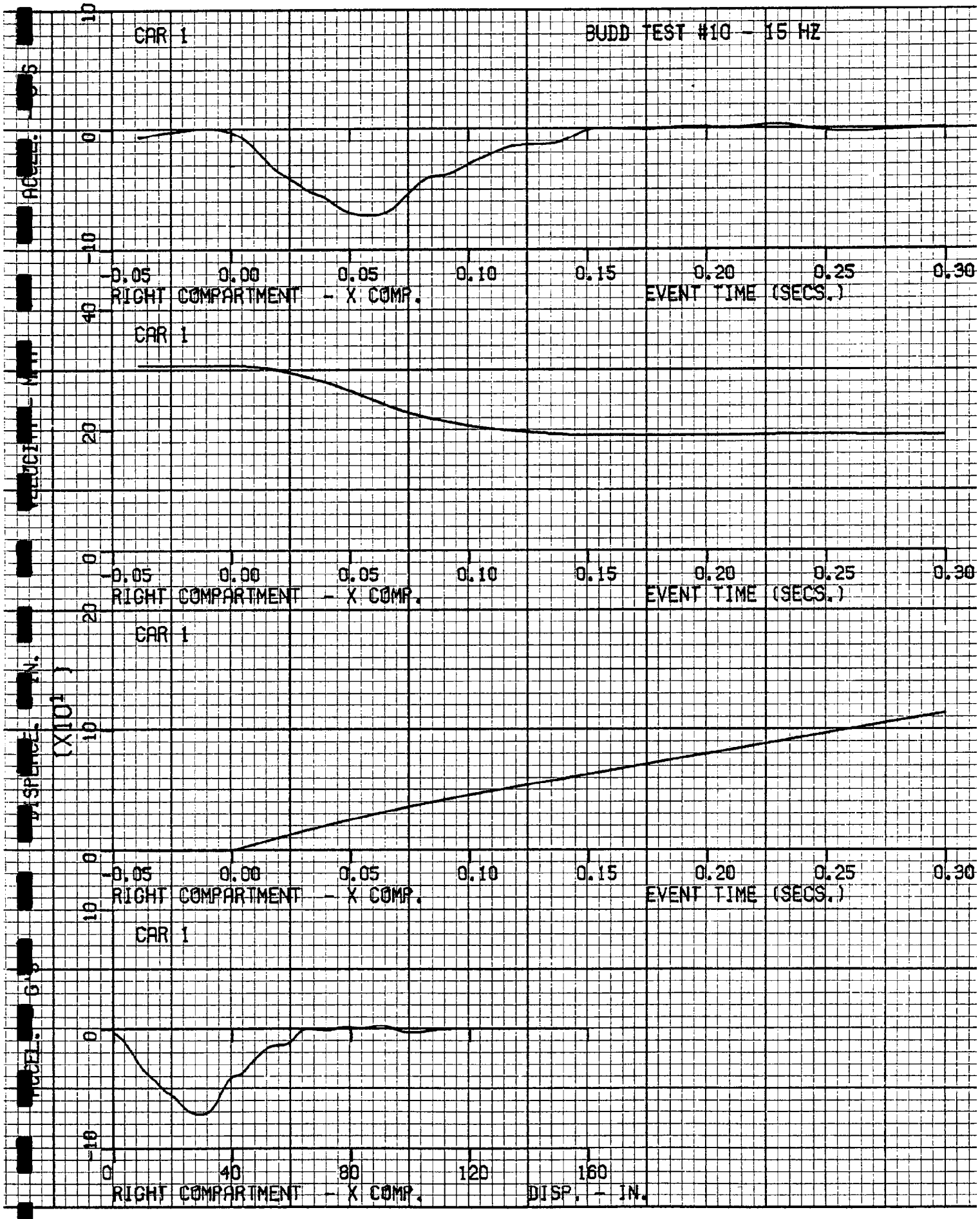
BUDD TEST #10 - 15 HZ
CAR 1
ACCEL. - G'S
10
0
-10
-0.05
0.00
0.05
0.10
0.15
0.20
0.25
0.30
RIGHT COMPARTMENT - X COMP.
EVENT TIME (SECS.)
CAR 1
VELOCITY - MPH
40
20
0
-0.05
0.00
0.05
0.10
0.15
0.20
0.25
0.30
RIGHT COMPARTMENT - X COMP.
EVENT TIME (SECS.)
CAR 1
DISPLACE. - IN.
(X10)
20
10
0
-0.05
0.00
0.05
0.10
0.15
0.20
0.25
0.30
RIGHT COMPARTMENT - X COMP.
EVENT TIME (SECS.)
CAR 1
ACCEL. - G'S
10
0
-10
0
40
80
120
160
RIGHT COMPARTMENT - X COMP.
DISP. - IN.

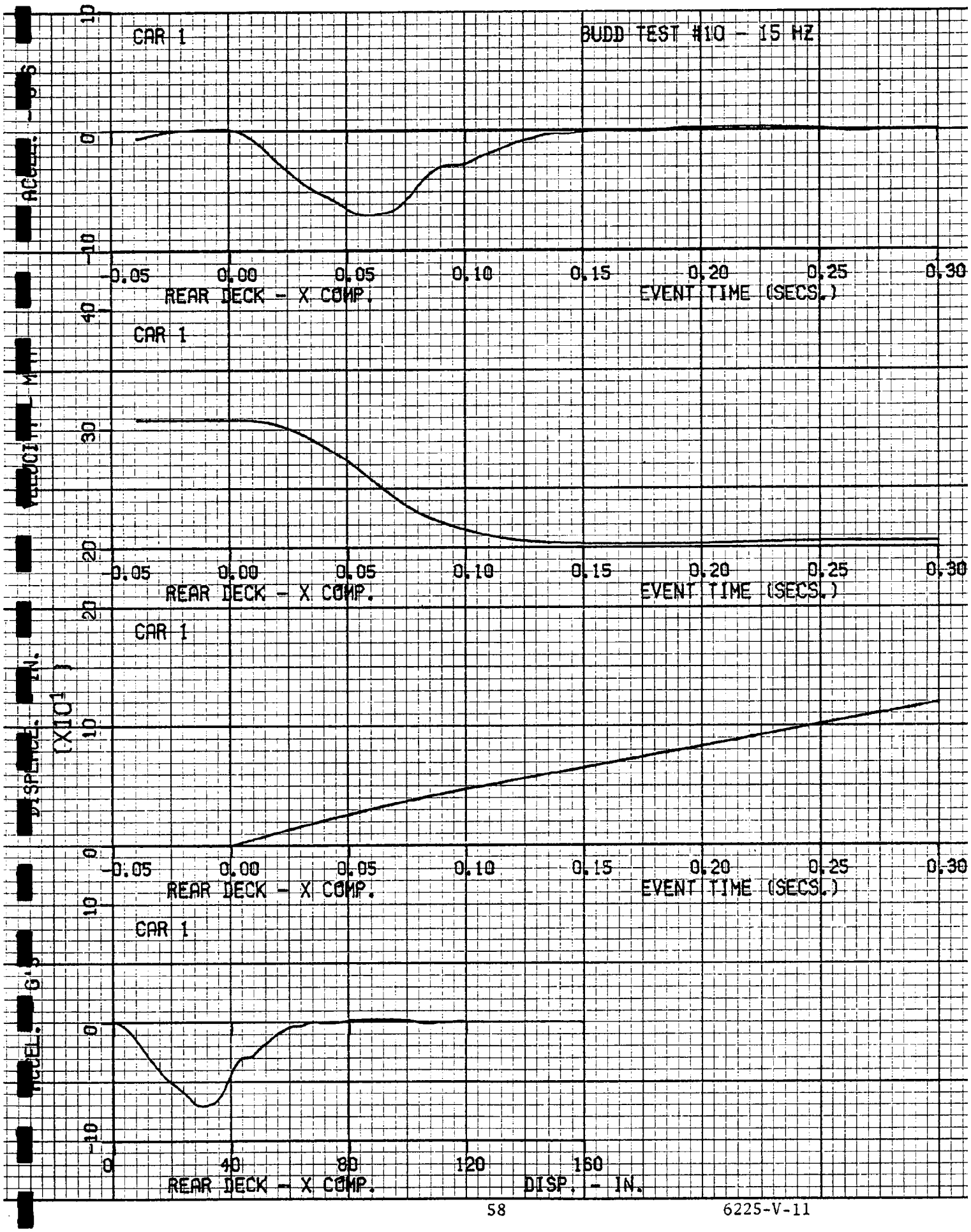
BUDD TEST #10 - 15 MZ
CAR 1
ACCEL. - G'S
10
0
-10
-0.05
0.00
0.05
0.10
0.15
0.20
0.25
0.30
REAR DECK - X COMP.
EVENT TIME (SECS.)
CAR 1
VELOCITY - MPH
40
30
20
-0.05
0.00
0.05
0.10
0.15
0.20
0.25
0.30
REAR DECK - X COMP.
EVENT TIME (SECS.)
CAR 1
DISPLACE. - IN.
(X10¹)
20
10
0
-0.05
0.00
0.05
0.10
0.15
0.20
0.25
0.30
REAR DECK - X COMP.
EVENT TIME (SECS.)
CAR 1
ACCEL. - G'S
10
0
-10
0
40
80
120
160
REAR DECK - X COMP.
DISP. - IN.

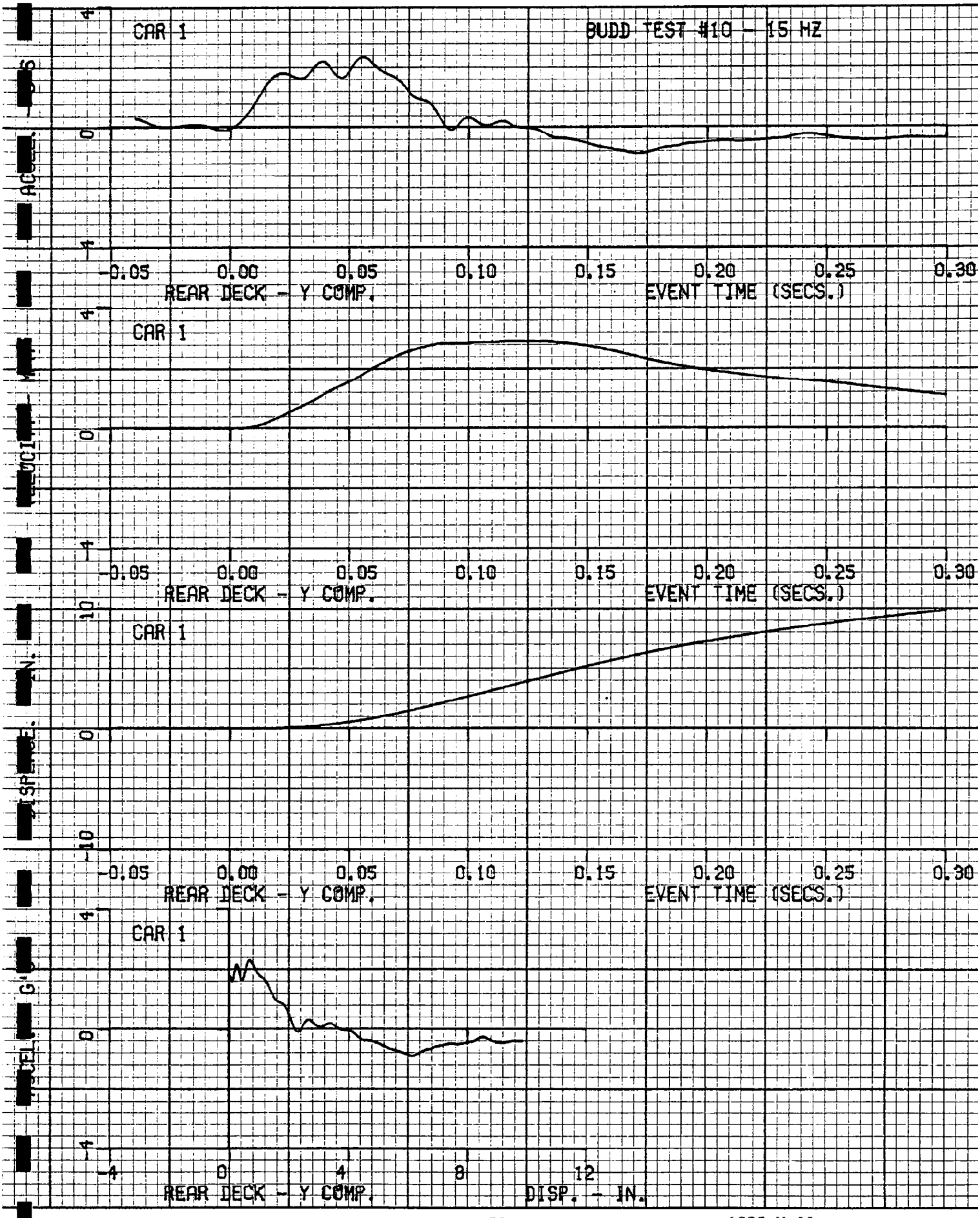
BUDD TEST #10 - 15 HZ
CAR 1
4
0
-4
-0.05
0.00
0.05
0.10
0.15
0.20
0.25
0.30
REAR DECK - Y COMP.
EVENT TIME (SECS.)
CAR 1
4
0
-4
-0.05
0.00
0.05
0.10
0.15
0.20
0.25
0.30
REAR DECK - Y COMP.
EVENT TIME (SECS.)
CAR 1
10
0
-10
-0.05
0.00
0.05
0.10
0.15
0.20
0.25
0.30
REAR DECK - Y COMP.
EVENT TIME (SECS.)
CAR 1
4
0
-4
-4
0
4
8
12
REAR DECK - Y COMP.
DISP. - IN.

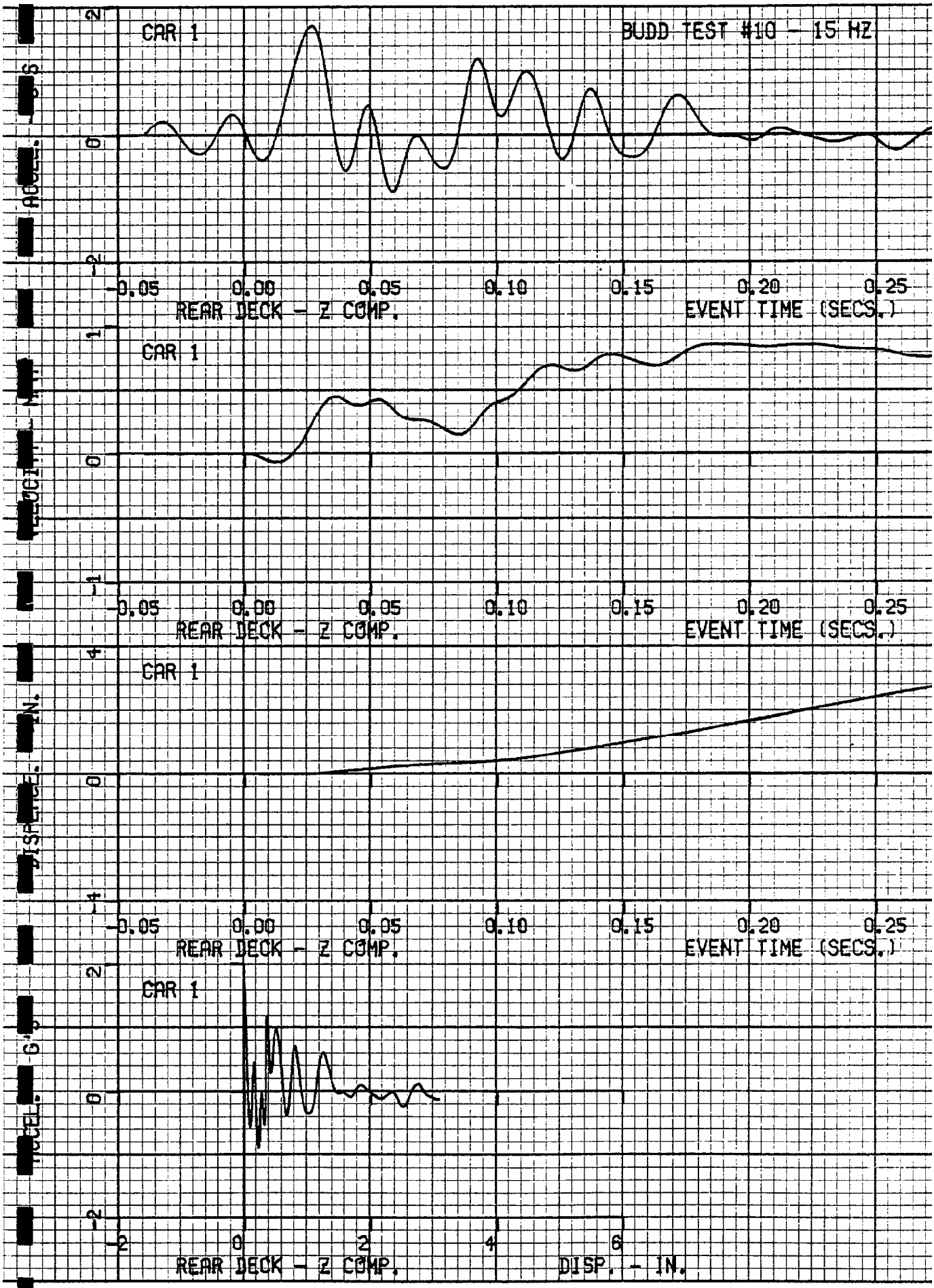
BUDD TEST #10 - 15 HZ
CAR 1
REAR DECK - Z COMP.
EVENT TIME (SECS.)
CAR 1
REAR DECK - Z COMP.
EVENT TIME (SECS.)
CAR 1
REAR DECK - Z COMP.
EVENT TIME (SECS.)
CAR 1
REAR DECK - Z COMP.
DISP. - IN.

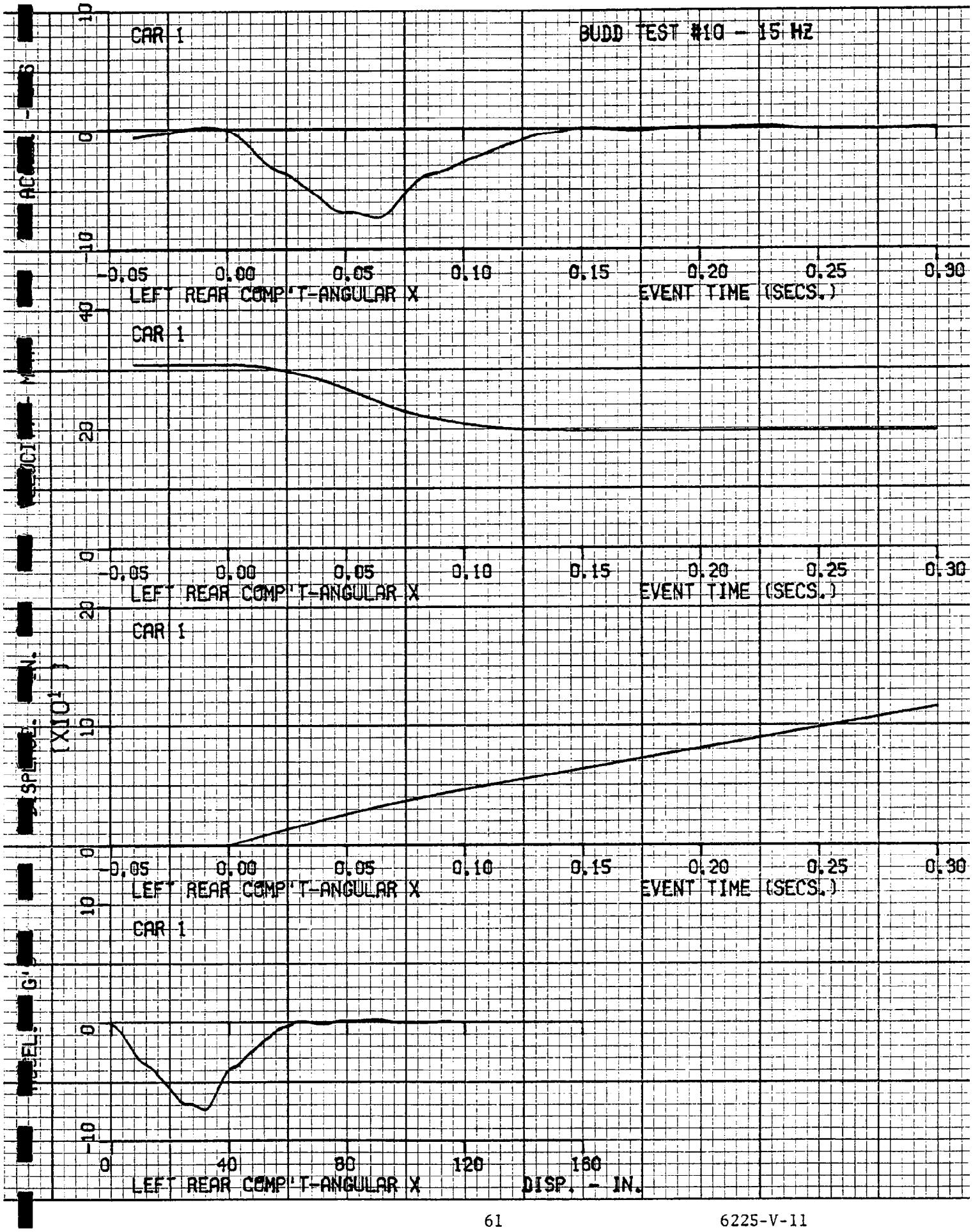
BUDD TEST #10 - 15 HZ
CAR 1
LEFT REAR COMP'T-ANGULAR X
EVENT TIME (SECS.)
CAR 1
LEFT REAR COMP'T-ANGULAR X
EVENT TIME (SECS.)
CAR 1
LEFT REAR COMP'T-ANGULAR X
EVENT TIME (SECS.)
CAR 1
LEFT REAR COMP'T-ANGULAR X
DISP. - IN.

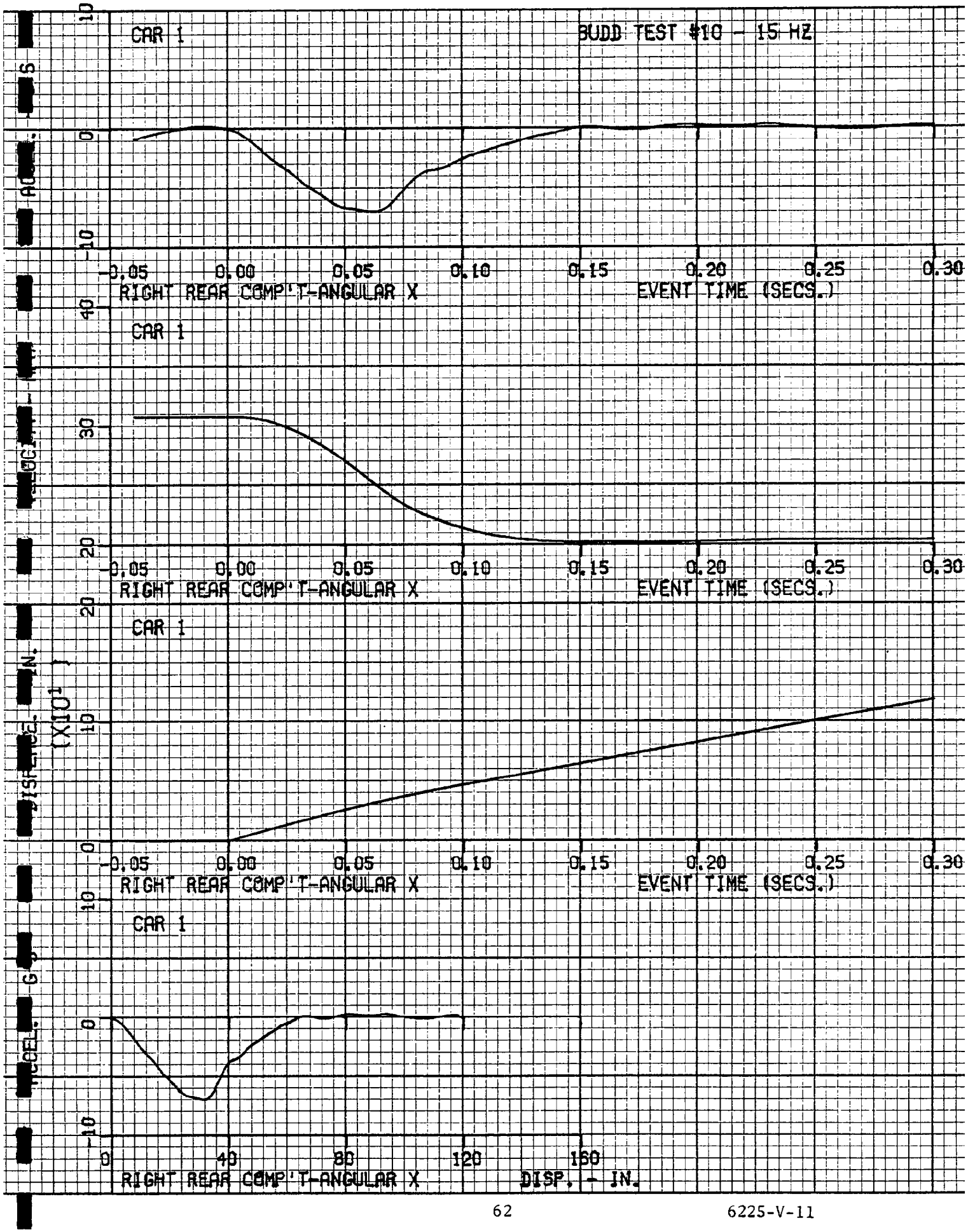
BUDD TEST #10 - 15 HZ
CAR 1
10
0
-10
-0.05
0.00
0.05
0.10
0.15
0.20
0.25
0.30
RIGHT REAR COMP'T-ANGULAR X
EVENT TIME (SECS.)
CAR 1
40
30
20
RIGHT REAR COMP'T-ANGULAR X
EVENT TIME (SECS.)
CAR 1
20
10
0
RIGHT REAR COMP'T-ANGULAR X
EVENT TIME (SECS.)
CAR 1
10
0
-10
0
40
80
120
160
RIGHT REAR COMP'T-ANGULAR X
DISP. - IN.

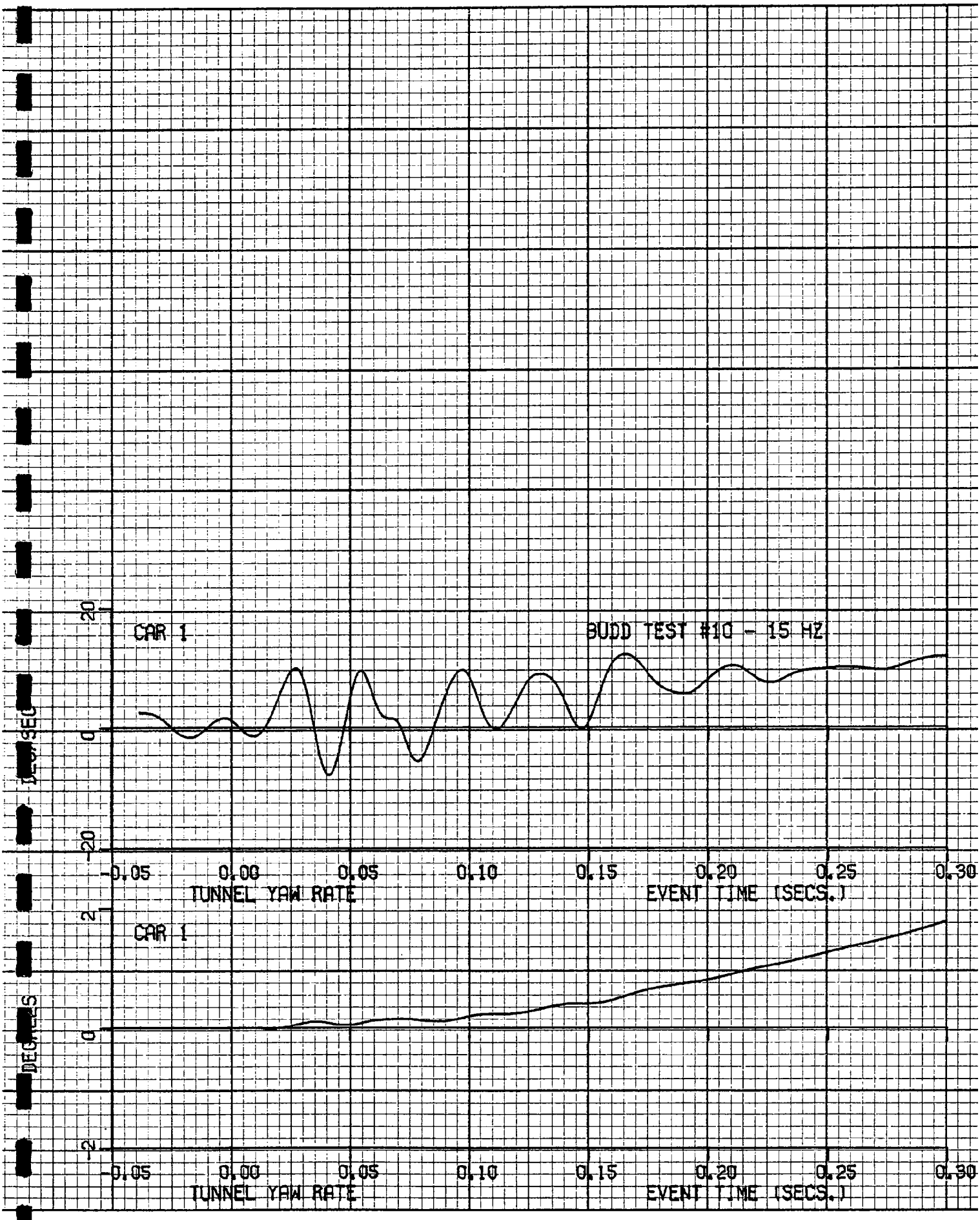
CAR 1
BUDD TEST #10 - 15 HZ
20
0
-20
DEG/SEC
-0.05
0.00
0.05
0.10
0.15
0.20
0.25
0.30
TUNNEL YAW RATE
EVENT TIME (SECS.)
CAR 1
2
0
-2
DEGREES
-0.05
0.00
0.05
0.10
0.15
0.20
0.25
0.30
TUNNEL YAW RATE
EVENT TIME (SECS.)

TEST NO. 10

CAR NO. 1 - 1978 CHEVROLET IMPALA

DUMMY DATA

	Filter Channel Class
Head Acceleration	1000
Chest Acceleration	180
Femur Forces	600
Belt Loads	60

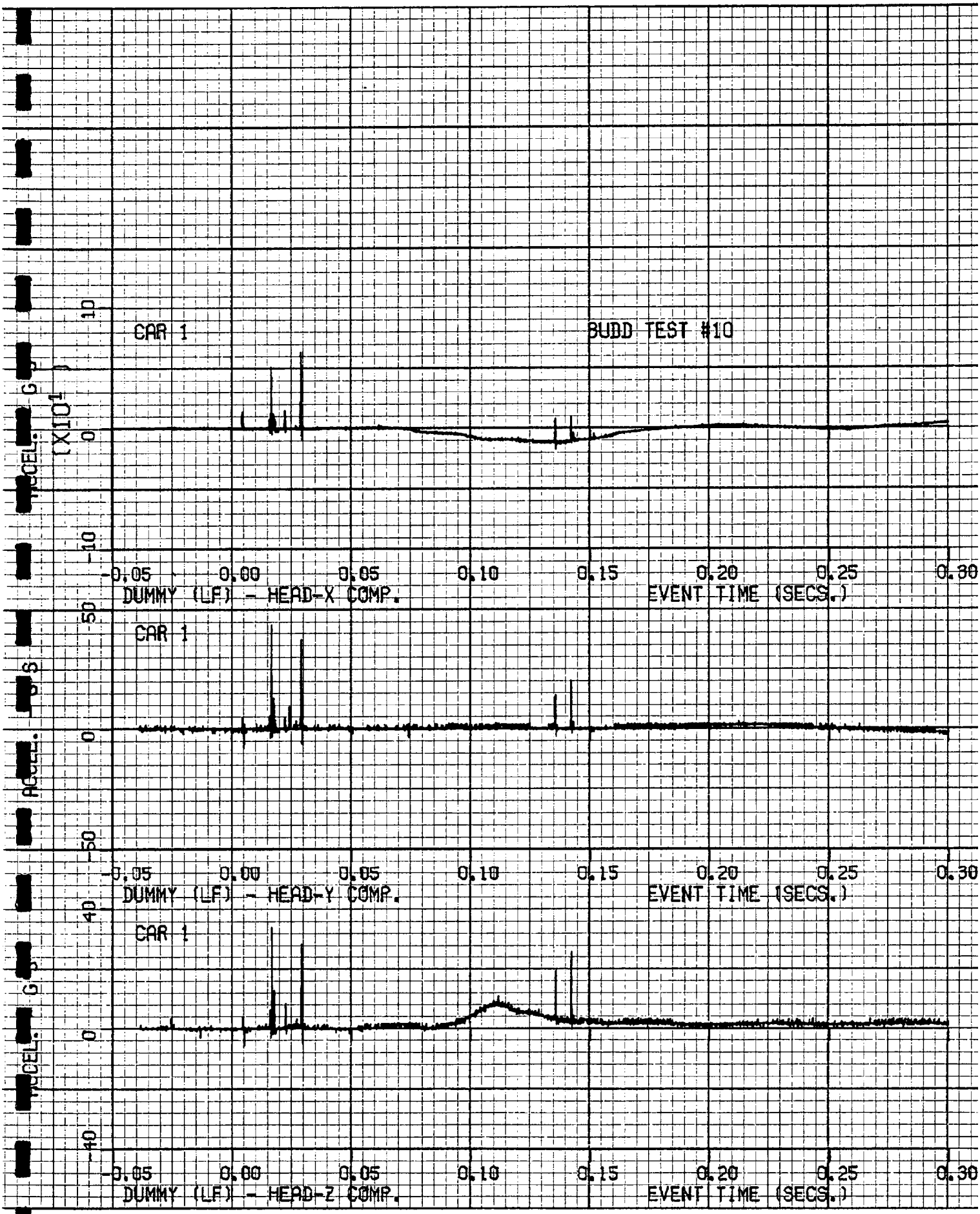
CAR 1
BUDD TEST #10
ACCEL. G
(X10¹)
10
0
-10
-0.05
0.00
0.05
0.10
0.15
0.20
0.25
0.30
DUMMY (LF) - HEAD-X COMP.
EVENT TIME (SECS.)
CAR 1
ACCEL. G
50
0
-50
-0.05
0.00
0.05
0.10
0.15
0.20
0.25
0.30
DUMMY (LF) - HEAD-Y COMP.
EVENT TIME (SECS.)
CAR 1
ACCEL. G
40
0
-40
-0.05
0.00
0.05
0.10
0.15
0.20
0.25
0.30
DUMMY (LF) - HEAD-Z COMP.
EVENT TIME (SECS.)

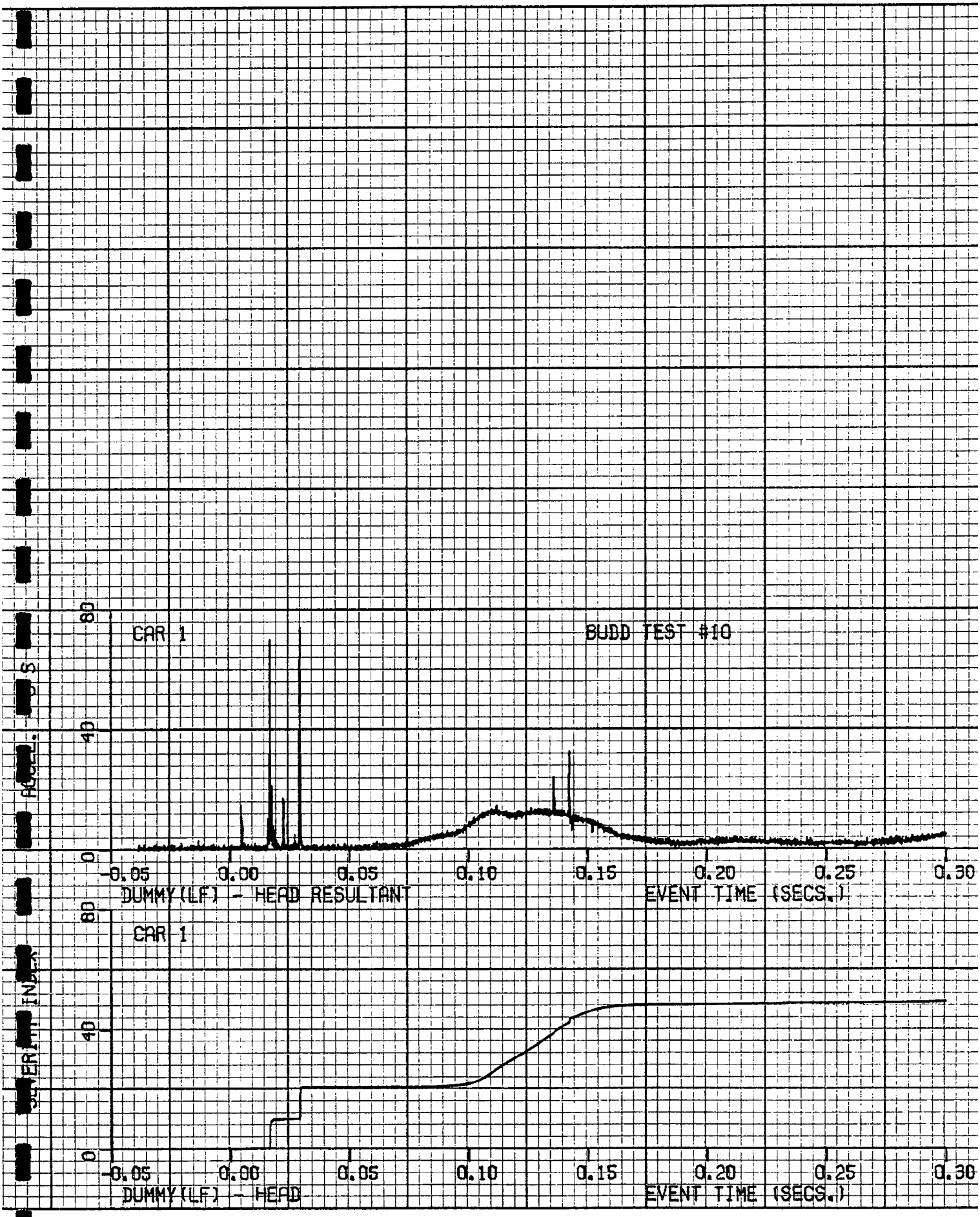
CAR 1
BUDD TEST #10
ACCEL. - G'S
80
40
0
-0.05
0.00
0.05
0.10
0.15
0.20
0.25
0.30
DUMMY(LF) - HEAD RESULTANT
EVENT TIME (SECS.)
CAR 1
SUPERIMPOSED INDEX
80
40
0
-0.05
0.00
0.05
0.10
0.15
0.20
0.25
0.30
DUMMY(LF) - HEAD
EVENT TIME (SECS.)

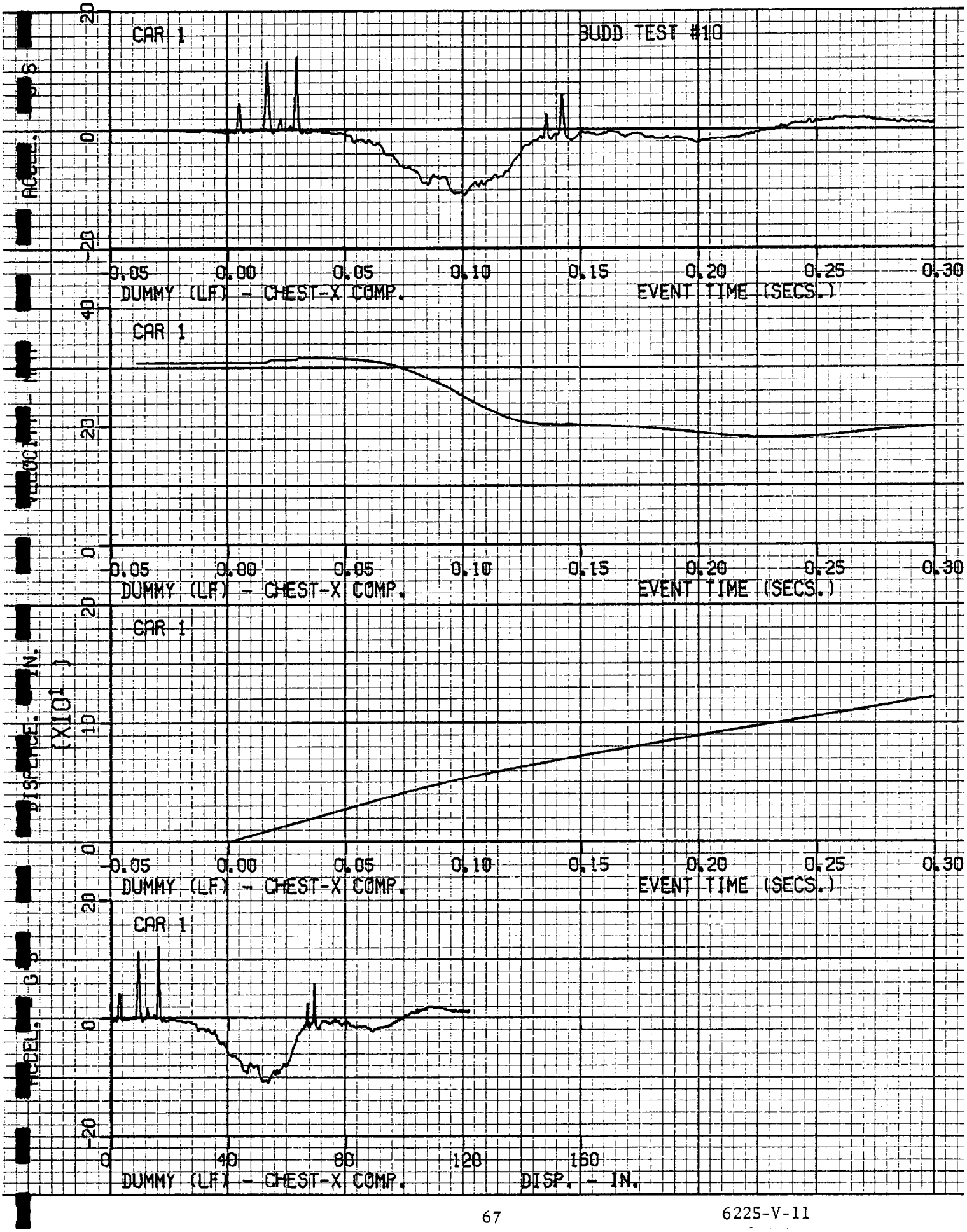
BUDD TEST #10
CAR 1
ACCEL. - G
20
0
-20
-0.05
0.00
0.05
0.10
0.15
0.20
0.25
0.30
DUMMY (LF) - CHEST-X COMP.
EVENT TIME (SECS.)
CAR 1
VELOCITY - MPH
40
20
0
-0.05
0.00
0.05
0.10
0.15
0.20
0.25
0.30
DUMMY (LF) - CHEST-X COMP.
EVENT TIME (SECS.)
CAR 1
DISPLACEMENT - IN.
(X10¹)
20
10
0
-0.05
0.00
0.05
0.10
0.15
0.20
0.25
0.30
DUMMY (LF) - CHEST-X COMP.
EVENT TIME (SECS.)
CAR 1
ACCEL. - G
20
0
-20
0
40
80
120
160
DUMMY (LF) - CHEST-X COMP.
DISP. - IN.

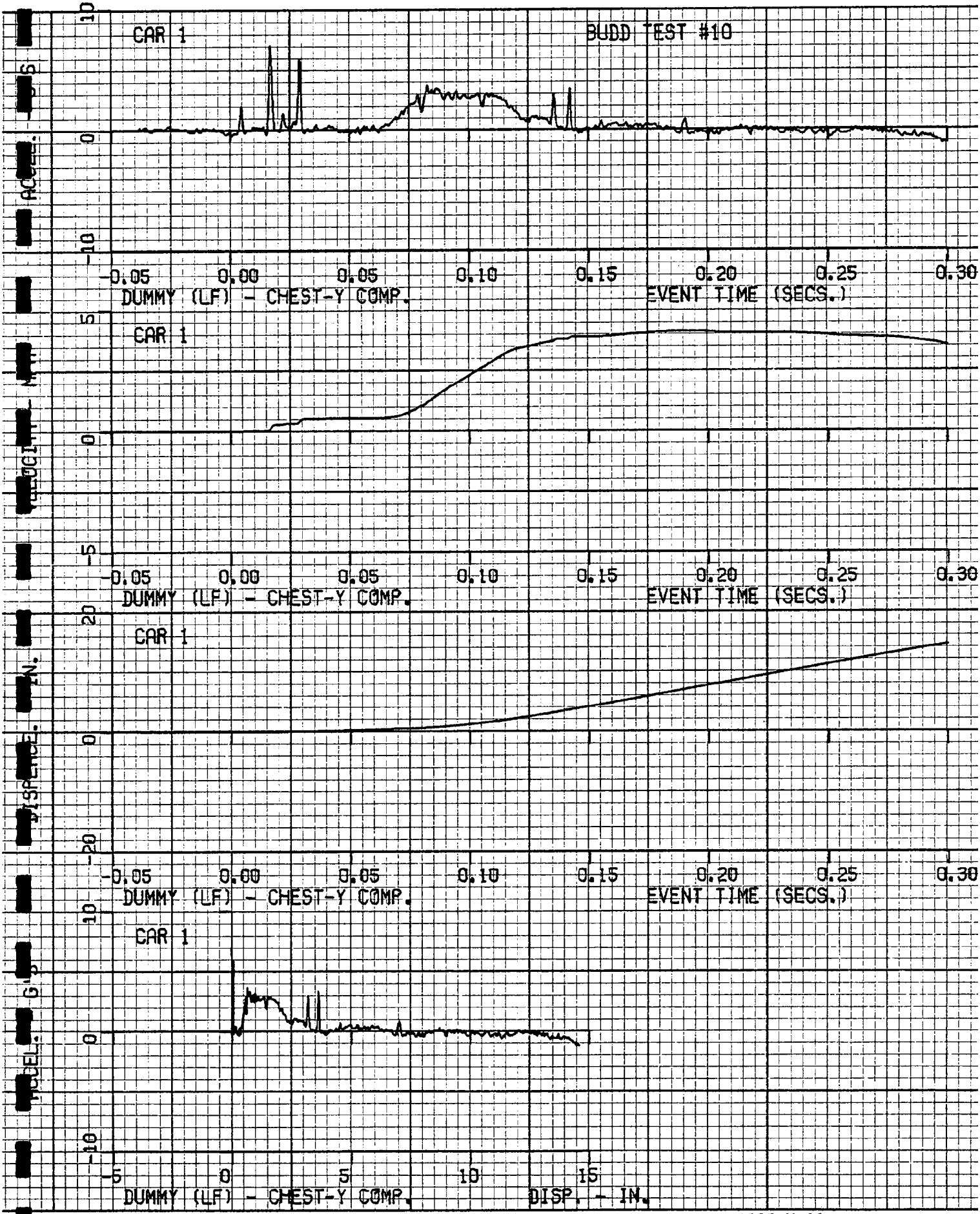
BUDD TEST #10
CAR 1
ACCEL. - G'S
10
0
-10
-0.05
0.00
0.05
0.10
0.15
0.20
0.25
0.30
DUMMY (LF) - CHEST-Y COMP.
EVENT TIME (SECS.)
CAR 1
VELOCITY - M/S
5
0
-5
-0.05
0.00
0.05
0.10
0.15
0.20
0.25
0.30
DUMMY (LF) - CHEST-Y COMP.
EVENT TIME (SECS.)
CAR 1
DISPLACE. - IN.
20
0
-20
-0.05
0.00
0.05
0.10
0.15
0.20
0.25
0.30
DUMMY (LF) - CHEST-Y COMP.
EVENT TIME (SECS.)
CAR 1
ACCEL. - G'S
10
0
-10
-5
0
5
10
15
DUMMY (LF) - CHEST-Y COMP.
DISP. - IN.

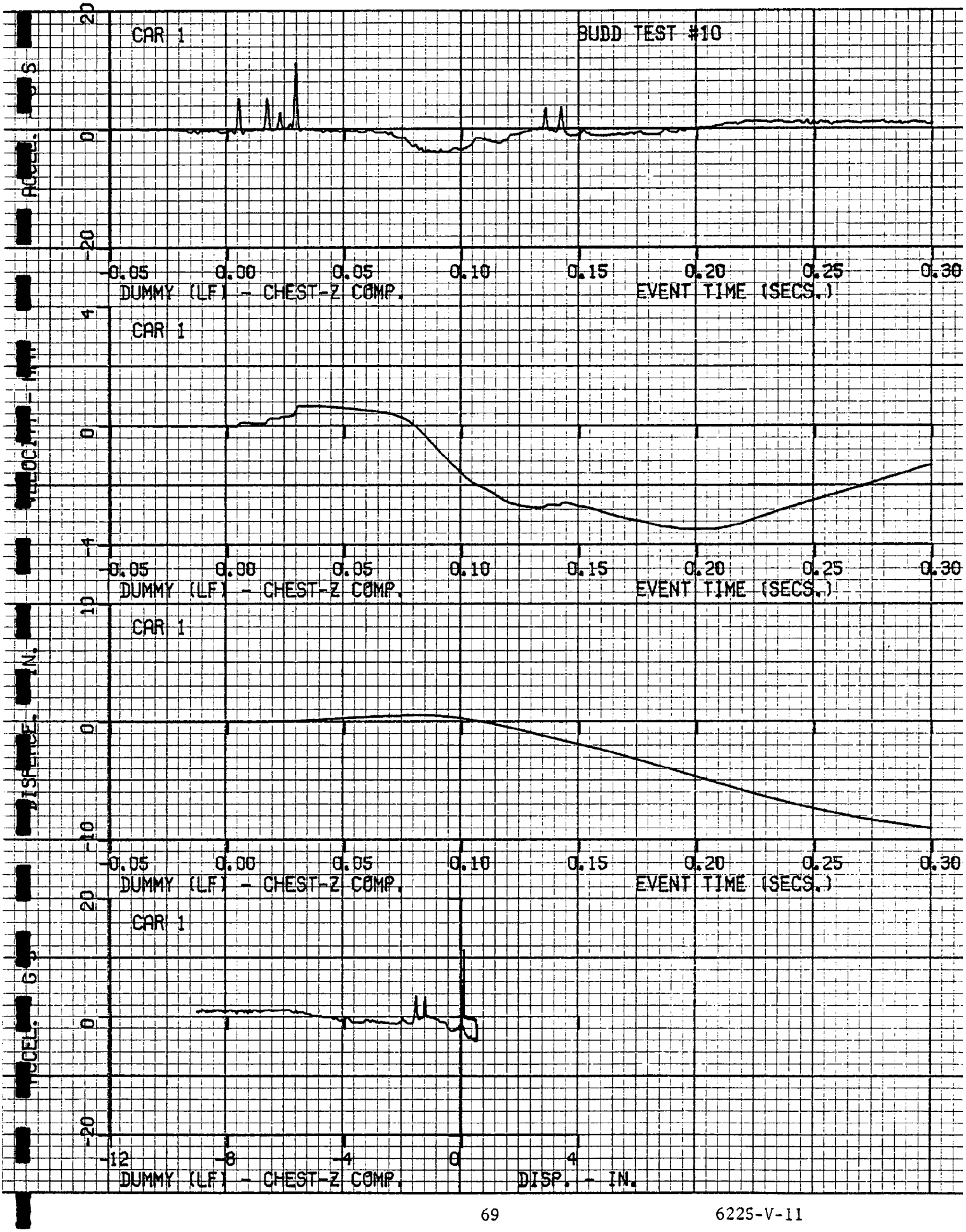
CAR 1
BUDD TEST #10
ACCEL. - G'S
20
0
-20
-0.05
0.00
0.05
0.10
0.15
0.20
0.25
0.30
DUMMY (LF) - CHEST-Z COMP.
EVENT TIME (SECS.)
CAR 1
VELOCITY - MPH
4
0
-4
-0.05
0.00
0.05
0.10
0.15
0.20
0.25
0.30
DUMMY (LF) - CHEST-Z COMP.
EVENT TIME (SECS.)
CAR 1
DISPLACE. - IN.
10
0
-10
-0.05
0.00
0.05
0.10
0.15
0.20
0.25
0.30
DUMMY (LF) - CHEST-Z COMP.
EVENT TIME (SECS.)
CAR 1
ACCEL. G'S
20
0
-20
-12
-8
-4
0
4
DUMMY (LF) - CHEST-Z COMP.
DISP. - IN.

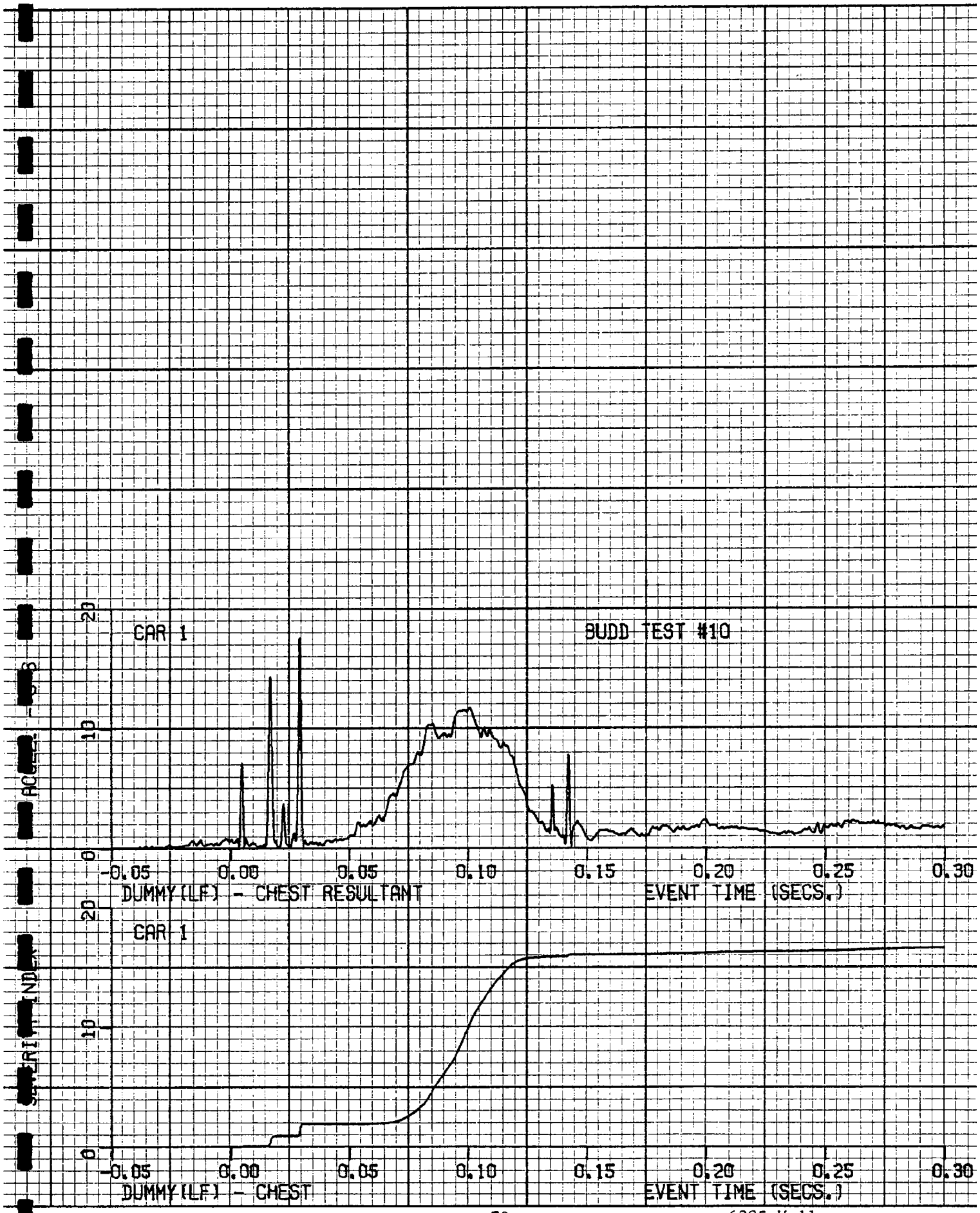
CAR 1
BUDD TEST #10
ACCEL. - G'S
20
10
0
-0.05
0.00
0.05
0.10
0.15
0.20
0.25
0.30
DUMMY(LF) - CHEST RESULTANT
EVENT TIME (SECS.)
CAR 1
SEVERITY INDEX
20
10
0
-0.05
0.00
0.05
0.10
0.15
0.20
0.25
0.30
DUMMY(LF) - CHEST
EVENT TIME (SECS.)

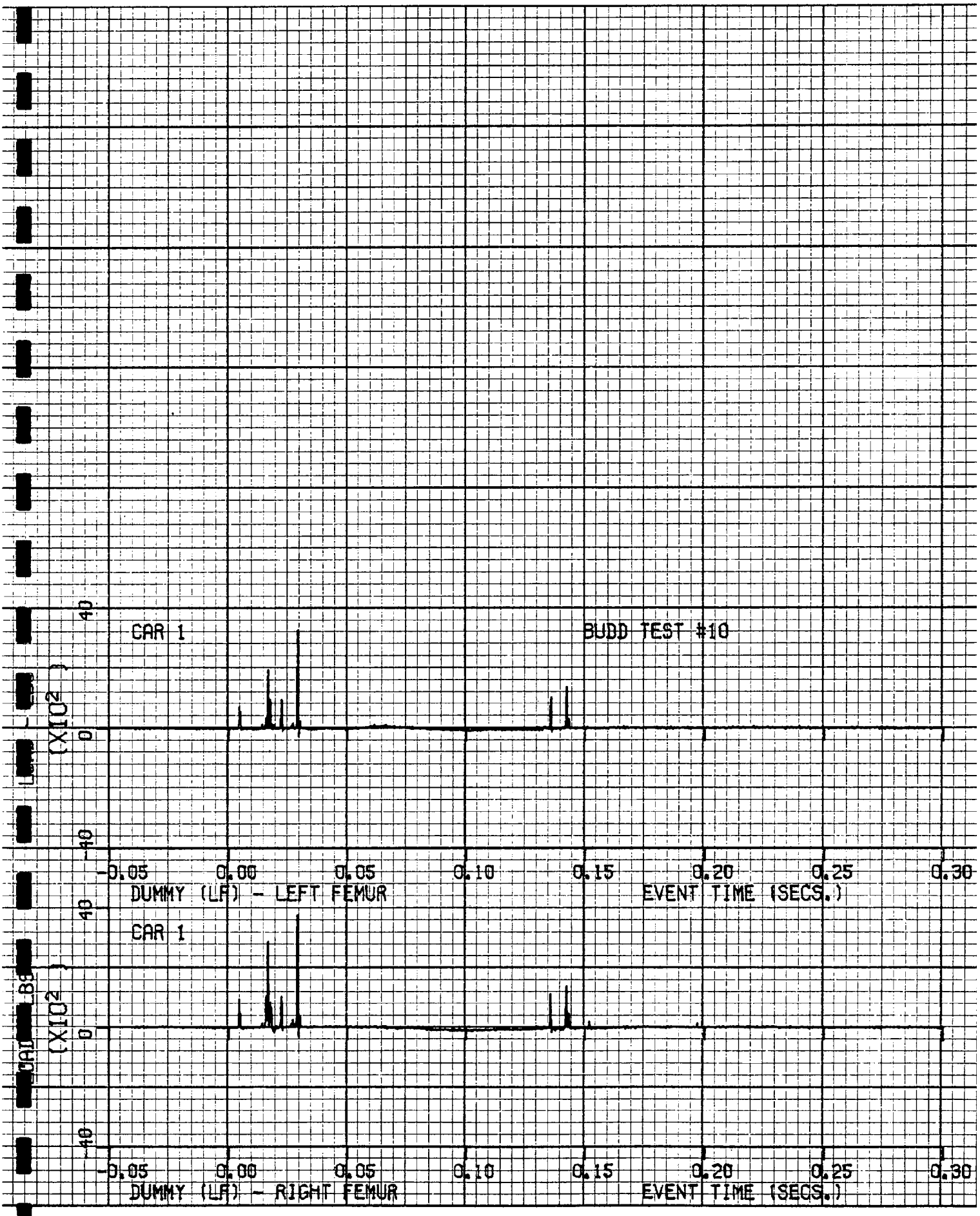
CAR 1
BUDD TEST #10
LOAD (X10² LBS)
40
0
-40
-0.05
0.00
0.05
0.10
0.15
0.20
0.25
0.30
DUMMY (LF) - LEFT FEMUR
EVENT TIME (SECS.)
CAR 1
LOAD (X10² LBS)
40
0
-40
-0.05
0.00
0.05
0.10
0.15
0.20
0.25
0.30
DUMMY (LF) - RIGHT FEMUR
EVENT TIME (SECS.)

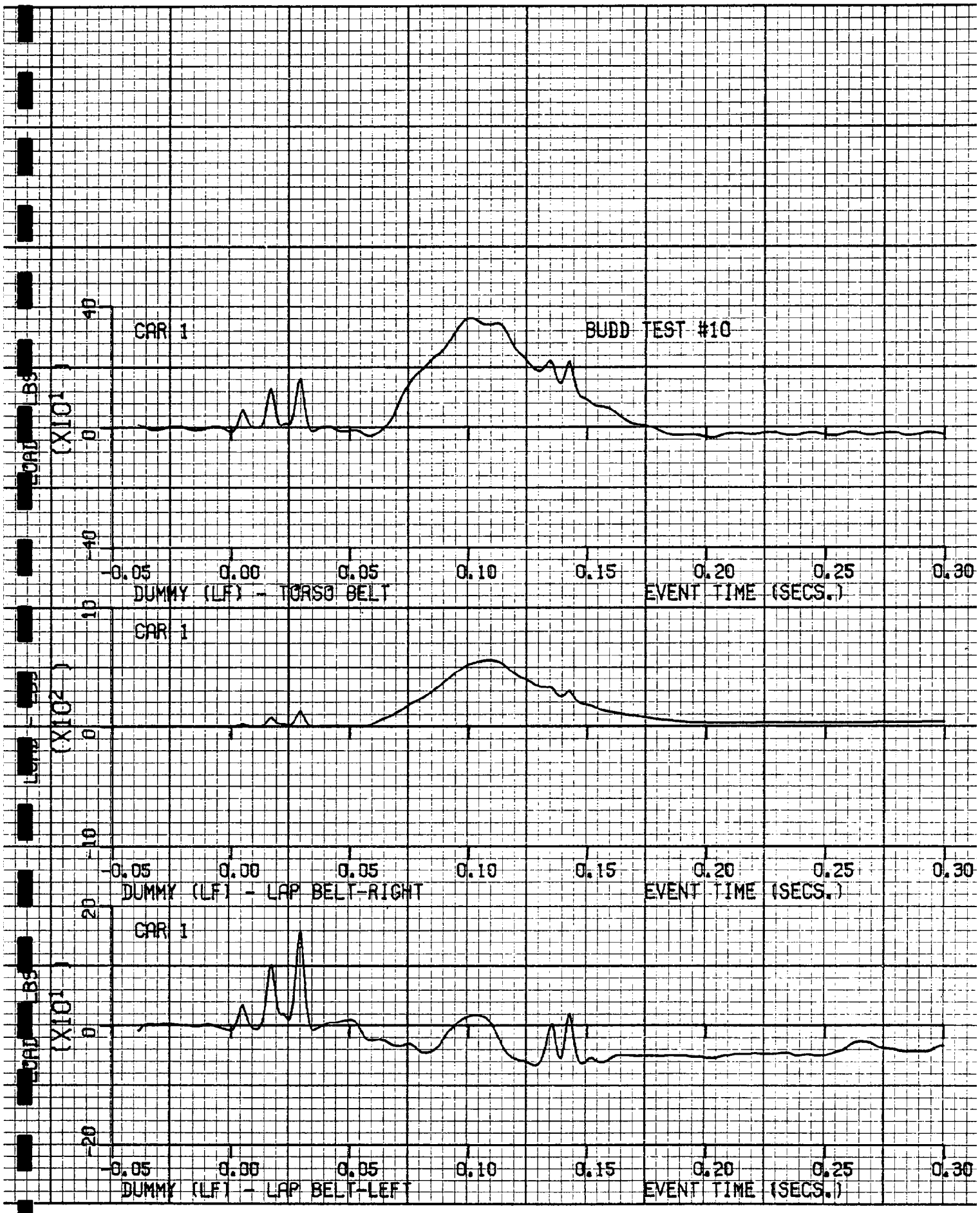
CAR 1
BUDD TEST #10
LOAD (X10¹ LBS)
40
0
-40
-0.05
0.00
0.05
0.10
0.15
0.20
0.25
0.30
DUMMY (LF) - TORSO BELT
EVENT TIME (SECS.)
CAR 1
LOAD (X10² LBS)
10
0
-10
DUMMY (LF) - LAP BELT-RIGHT
EVENT TIME (SECS.)
CAR 1
LOAD (X10¹ LBS)
20
0
-20
DUMMY (LF) - LAP BELT-LEFT
EVENT TIME (SECS.)

TEST NO. 10

CAR NO. 2 - 1976 VOLKSWAGEN RABBIT

	Filter Channel Class
Vehicle Data	60
Side Intrusion Data	1000

NOTE: Side intrusion data scale factors are not right due to loss of calibration data.

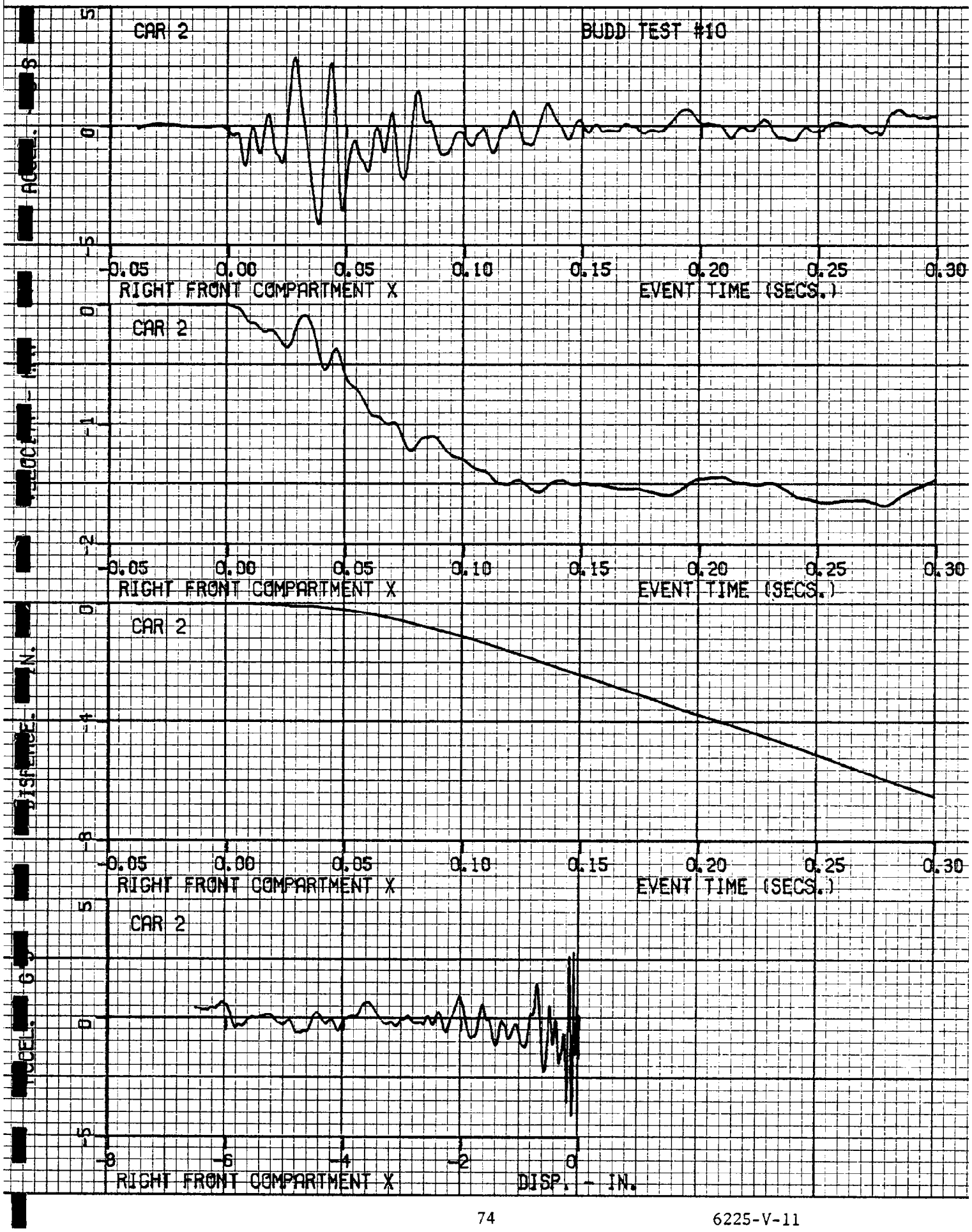
CAR 2
BUDD TEST #10
ACCEL. - G
5
0
-5
-0.05
0.00
0.05
0.10
0.15
0.20
0.25
0.30
RIGHT FRONT COMPARTMENT X
EVENT TIME (SECS.)
CAR 2
VELOCITY - FT/SEC.
0
-1
-2
-0.05
0.00
0.05
0.10
0.15
0.20
0.25
0.30
RIGHT FRONT COMPARTMENT X
EVENT TIME (SECS.)
CAR 2
DISPLACEMENT - IN.
0
-4
-8
-0.05
0.00
0.05
0.10
0.15
0.20
0.25
0.30
RIGHT FRONT COMPARTMENT X
EVENT TIME (SECS.)
CAR 2
ACCEL. - G
5
0
-5
-8
-6
-4
-2
0
RIGHT FRONT COMPARTMENT X
DISP. - IN.

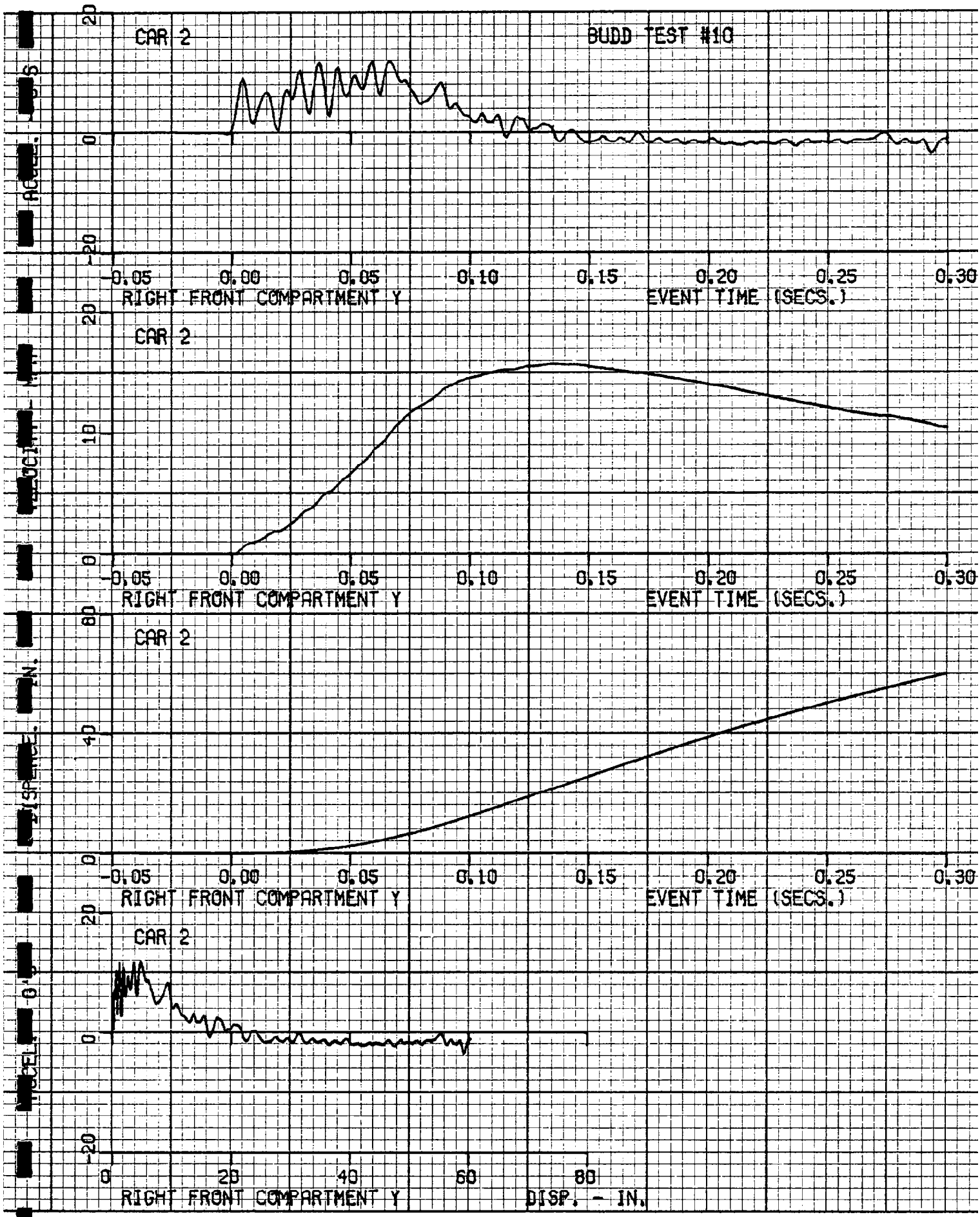
CAR 2
BUDD TEST #10
20
0
-20
-0.05
0.00
0.05
0.10
0.15
0.20
0.25
0.30
RIGHT FRONT COMPARTMENT Y
EVENT TIME (SECS.)
CAR 2
20
10
0
RIGHT FRONT COMPARTMENT Y
EVENT TIME (SECS.)
CAR 2
80
40
0
RIGHT FRONT COMPARTMENT Y
EVENT TIME (SECS.)
CAR 2
20
0
-20
0
20
40
60
80
RIGHT FRONT COMPARTMENT Y
DISP. - IN.

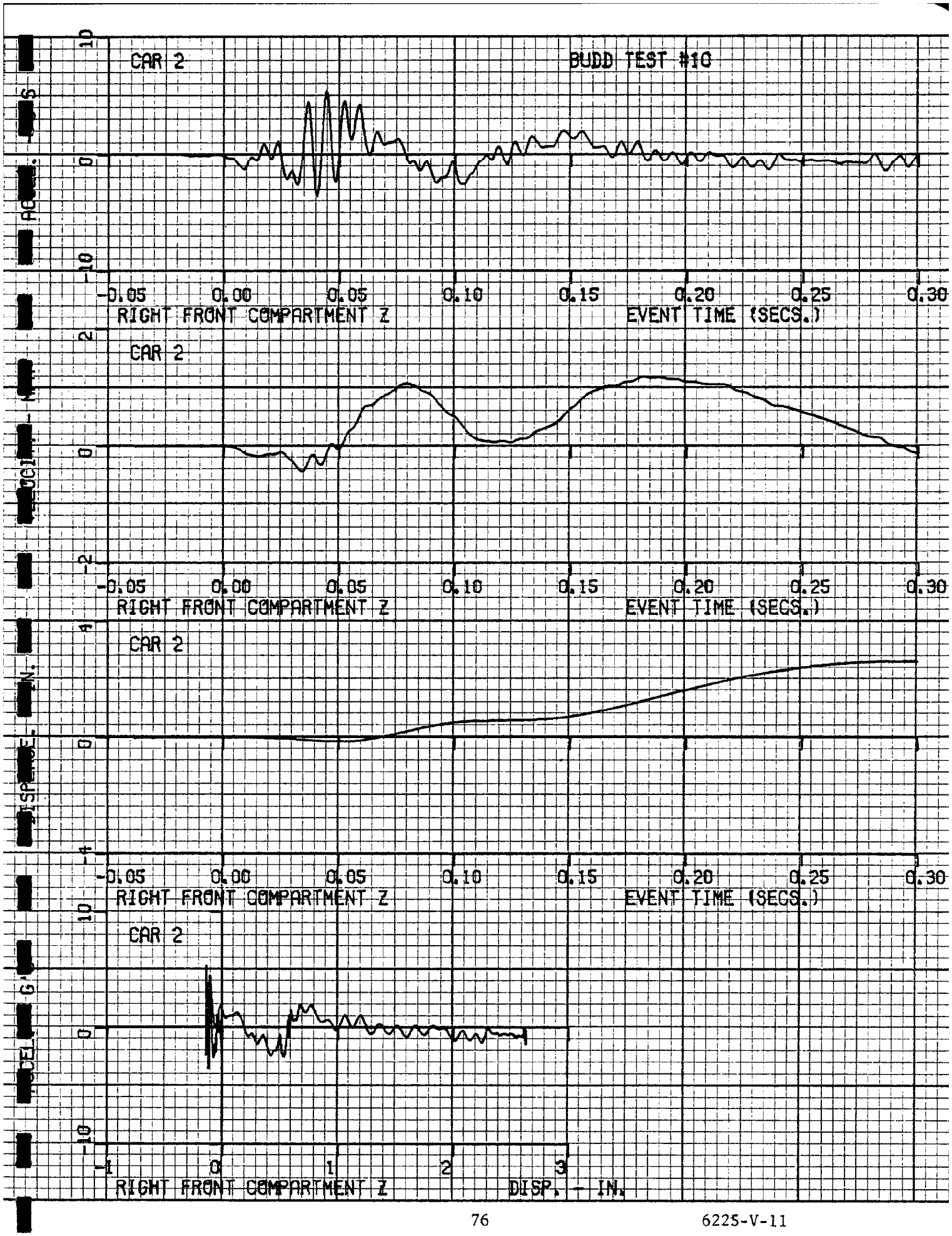
CAR 2
BUDD TEST #10
10
0
-10
-0.05
0.00
0.05
0.10
0.15
0.20
0.25
0.30
RIGHT FRONT COMPARTMENT Z
EVENT TIME (SECS.)
CAR 2
2
0
-2
-0.05
0.00
0.05
0.10
0.15
0.20
0.25
0.30
RIGHT FRONT COMPARTMENT Z
EVENT TIME (SECS.)
CAR 2
4
0
-4
-0.05
0.00
0.05
0.10
0.15
0.20
0.25
0.30
RIGHT FRONT COMPARTMENT Z
EVENT TIME (SECS.)
CAR 2
10
0
-10
-1
0
1
2
3
RIGHT FRONT COMPARTMENT Z
DISP. - IN.

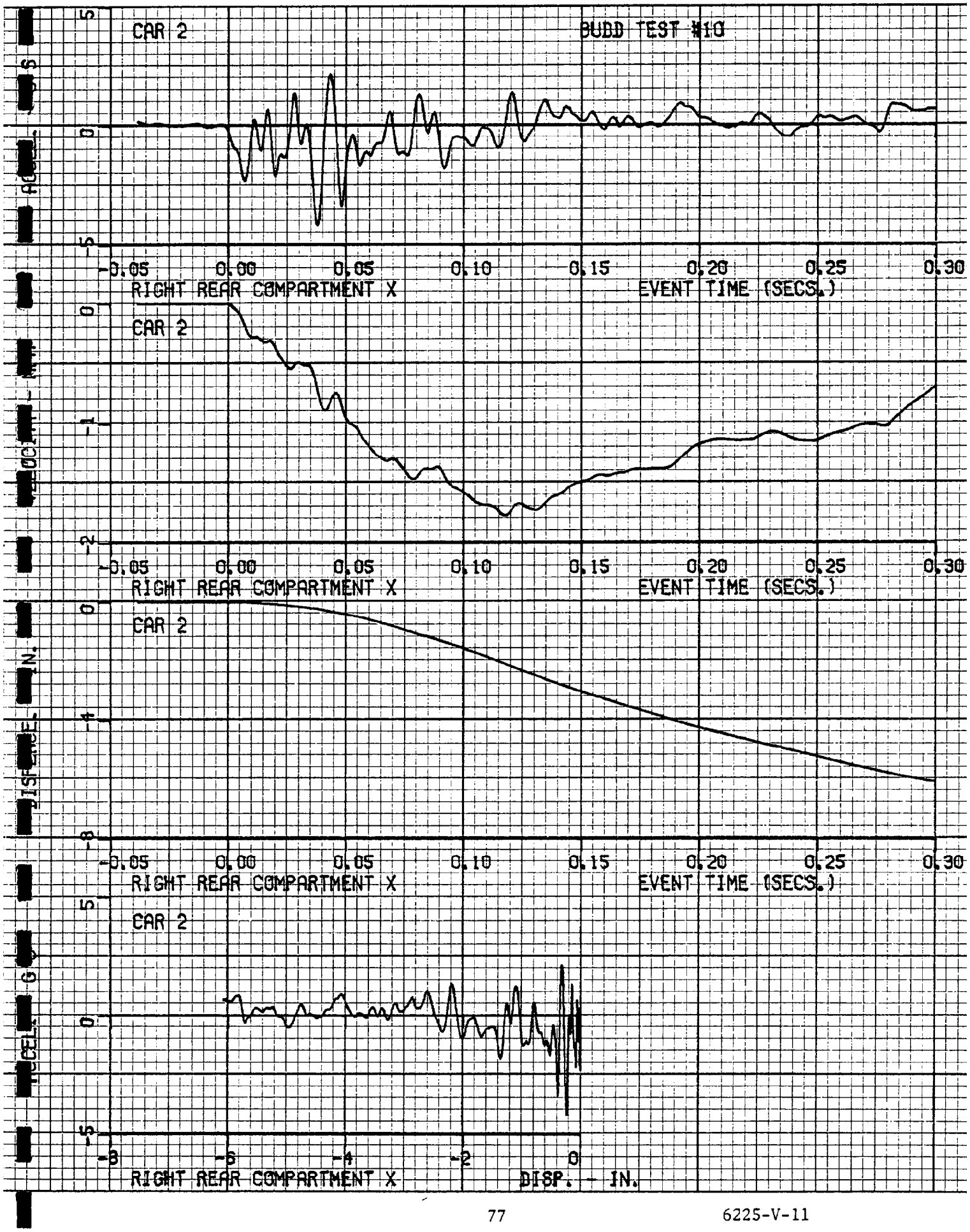
CAR 2
BUDD TEST #10
5
0
-5
-0.05
0.00
0.05
0.10
0.15
0.20
0.25
0.30
RIGHT REAR COMPARTMENT X
EVENT TIME (SECS.)
CAR 2
0
-1
-2
-0.05
0.00
0.05
0.10
0.15
0.20
0.25
0.30
RIGHT REAR COMPARTMENT X
EVENT TIME (SECS.)
CAR 2
0
-4
-8
-0.05
0.00
0.05
0.10
0.15
0.20
0.25
0.30
RIGHT REAR COMPARTMENT X
EVENT TIME (SECS.)
CAR 2
5
0
-5
-8
-6
-4
-2
0
RIGHT REAR COMPARTMENT X
DISP. - IN.

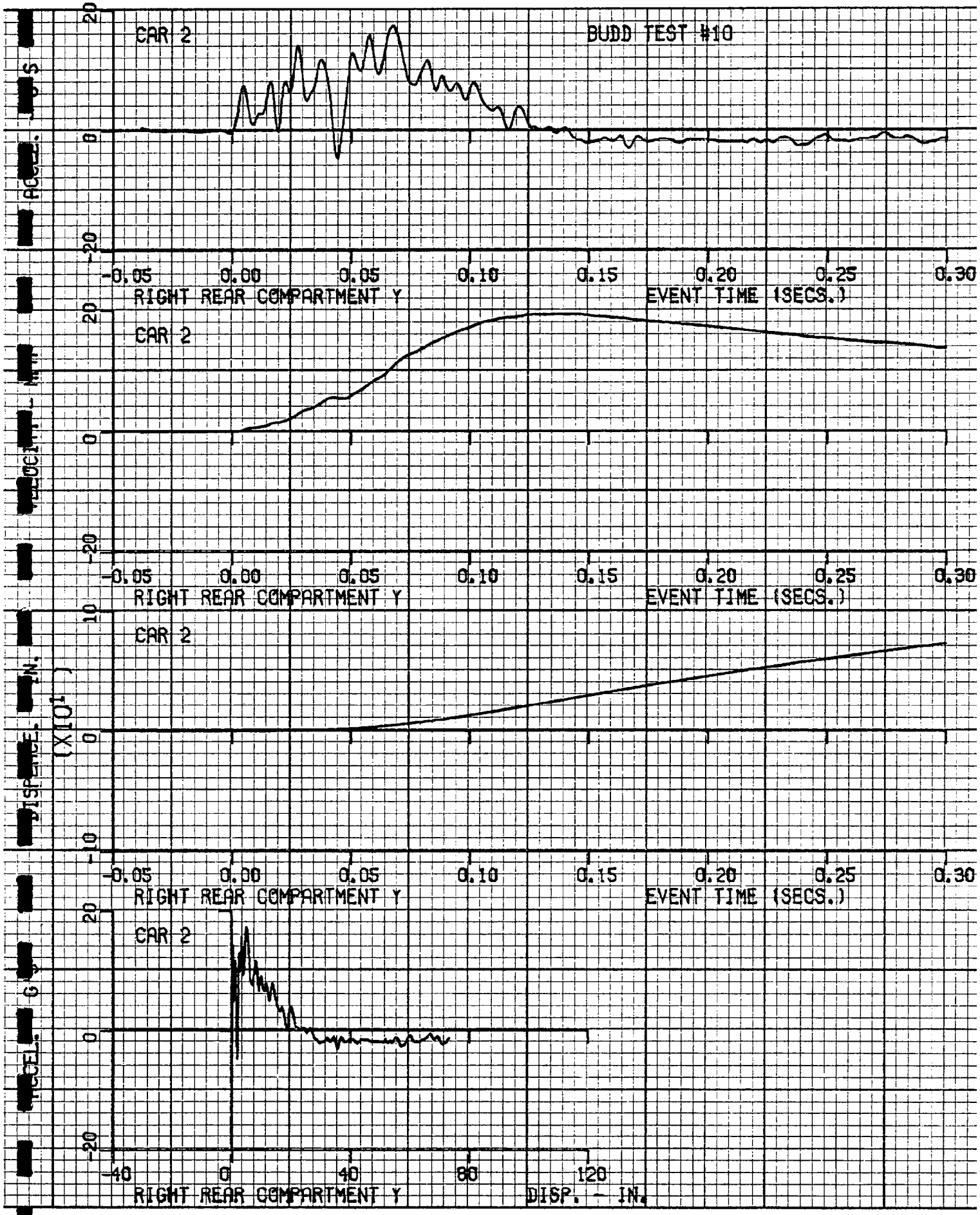
BUDD TEST #10
CAR 2
ACCEL. - G'S
20
0
-20
-0.05
0.00
0.05
0.10
0.15
0.20
0.25
0.30
RIGHT REAR COMPARTMENT Y
EVENT TIME (SECS.)
CAR 2
VELOCITY - MPH
20
0
-20
-0.05
0.00
0.05
0.10
0.15
0.20
0.25
0.30
RIGHT REAR COMPARTMENT Y
EVENT TIME (SECS.)
CAR 2
DISPLACEMENT - IN.
(X10¹)
10
0
-10
-0.05
0.00
0.05
0.10
0.15
0.20
0.25
0.30
RIGHT REAR COMPARTMENT Y
EVENT TIME (SECS.)
CAR 2
ACCEL. - G'S
20
0
-20
-40
0
40
80
120
RIGHT REAR COMPARTMENT Y
DISP. - IN.

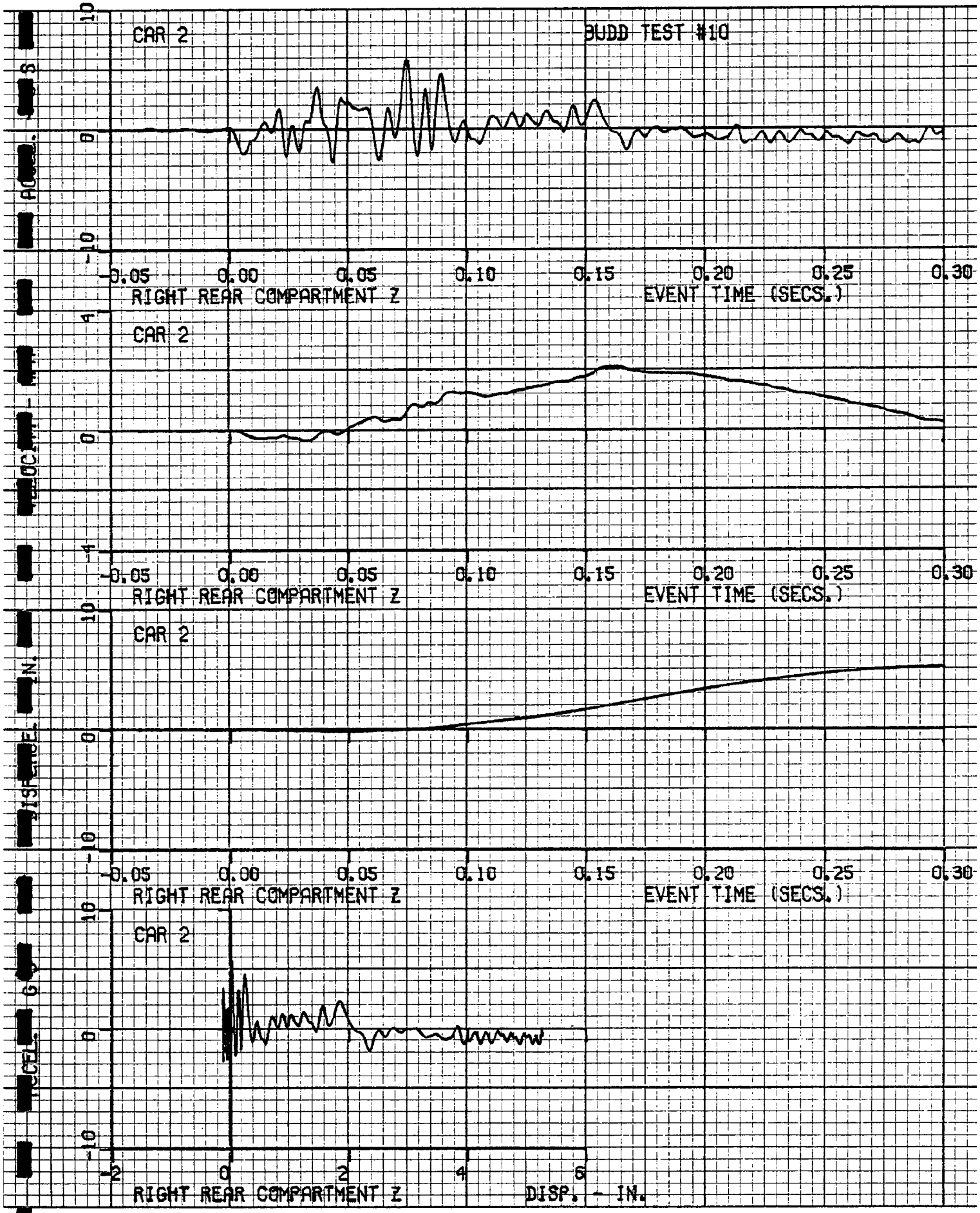
CAR 2
BUDD TEST #10
10
0
-10
-0.05
0.00
0.05
0.10
0.15
0.20
0.25
0.30
RIGHT REAR COMPARTMENT Z
EVENT TIME (SECS.)
CAR 2
4
0
-4
-0.05
0.00
0.05
0.10
0.15
0.20
0.25
0.30
RIGHT REAR COMPARTMENT Z
EVENT TIME (SECS.)
CAR 2
10
0
-10
-0.05
0.00
0.05
0.10
0.15
0.20
0.25
0.30
RIGHT REAR COMPARTMENT Z
EVENT TIME (SECS.)
CAR 2
10
0
-10
-2
0
2
4
6
RIGHT REAR COMPARTMENT Z
DISP. - IN.

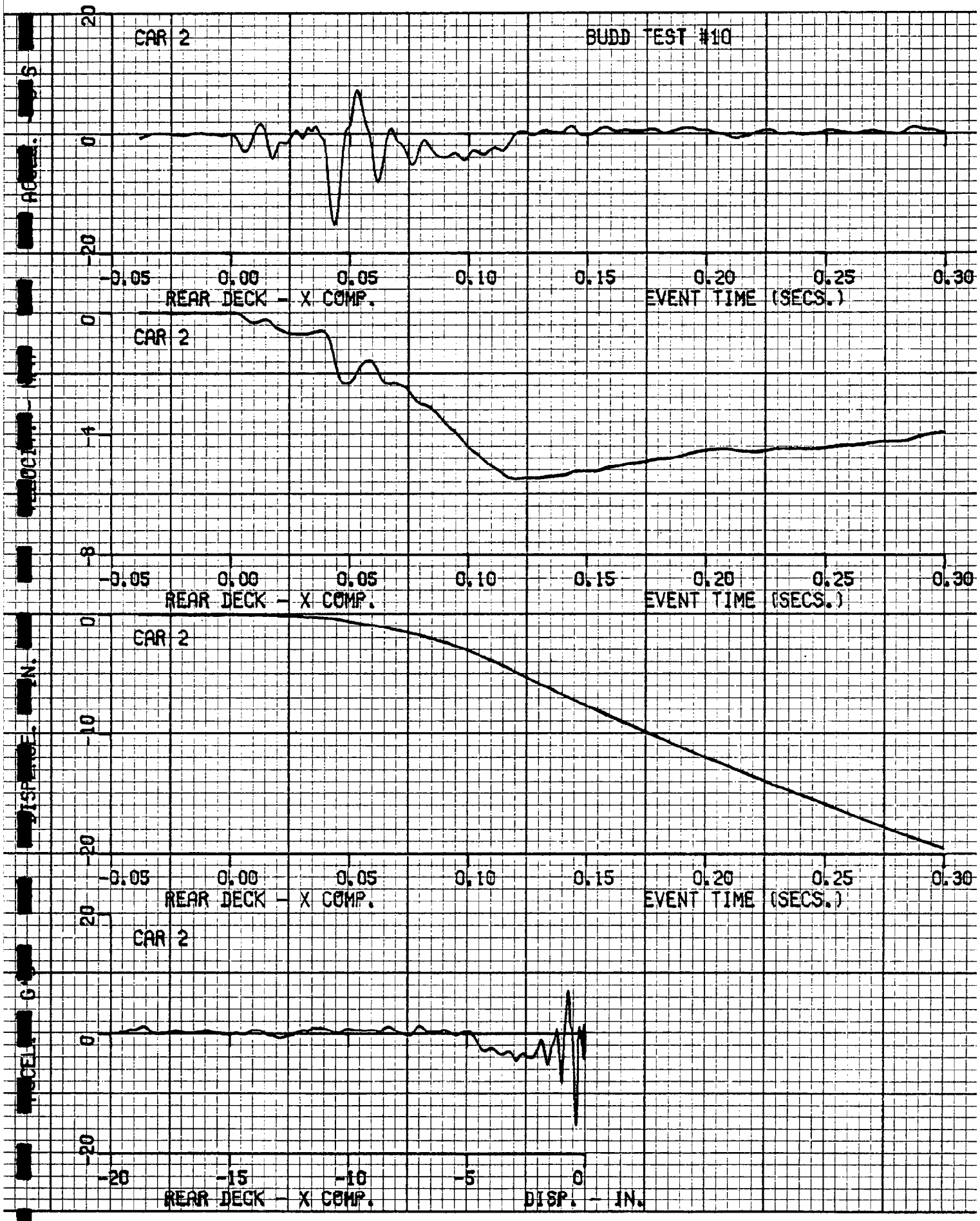
CAR 2
BUDD TEST #10
20
0
-20
-0.05
0.00
0.05
0.10
0.15
0.20
0.25
0.30
REAR DECK - X COMP.
EVENT TIME (SECS.)
CAR 2
0
-4
-8
-0.05
0.00
0.05
0.10
0.15
0.20
0.25
0.30
REAR DECK - X COMP.
EVENT TIME (SECS.)
CAR 2
0
-10
-20
-0.05
0.00
0.05
0.10
0.15
0.20
0.25
0.30
REAR DECK - X COMP.
EVENT TIME (SECS.)
CAR 2
20
0
-20
-20
-15
-10
-5
0
REAR DECK - X COMP.
DISP. - IN.

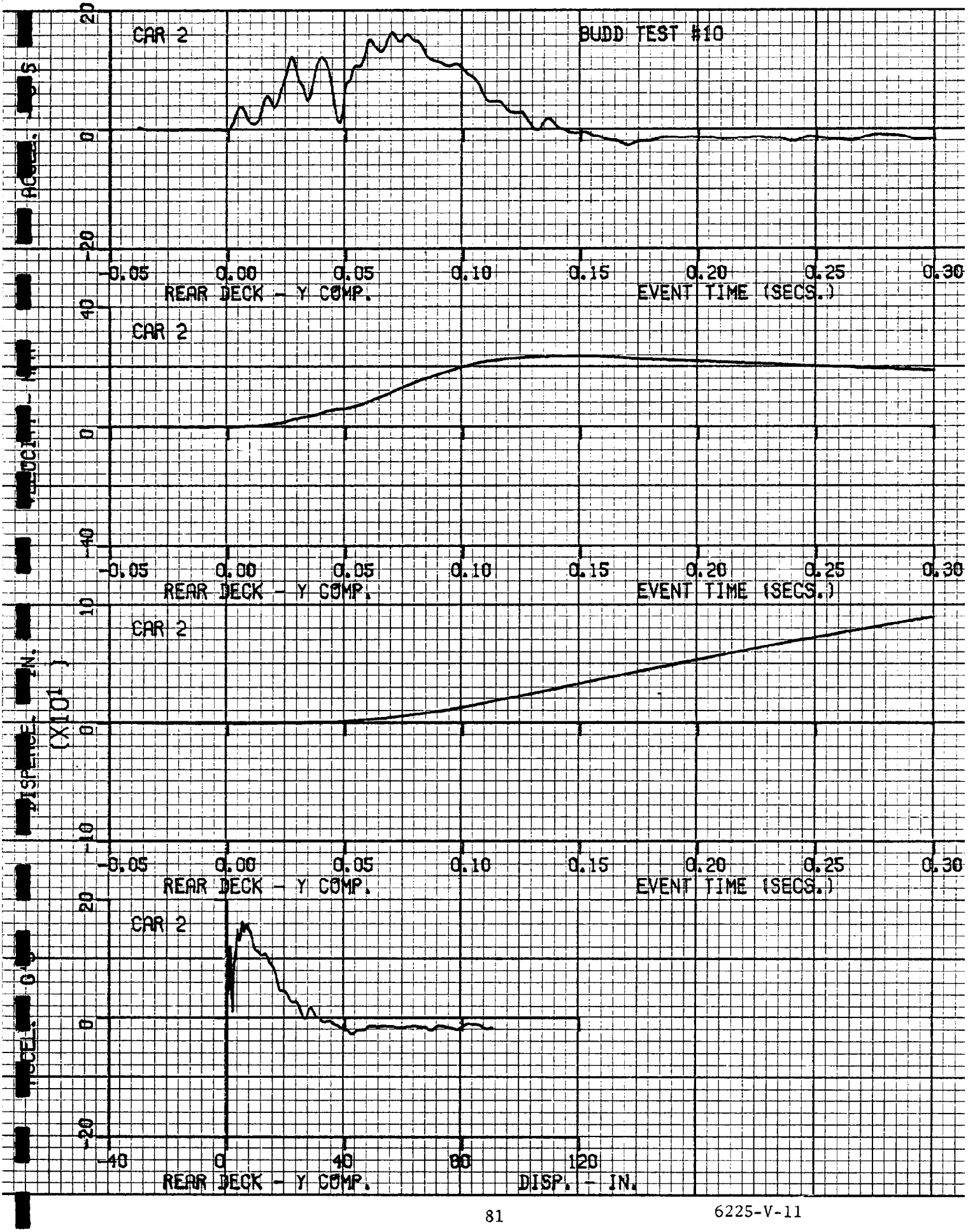
BUDD TEST #10
CAR 2
REAR DECK - Y COMP.
EVENT TIME (SECS.)
DISP. - IN.
(X10¹)

6225-V-11

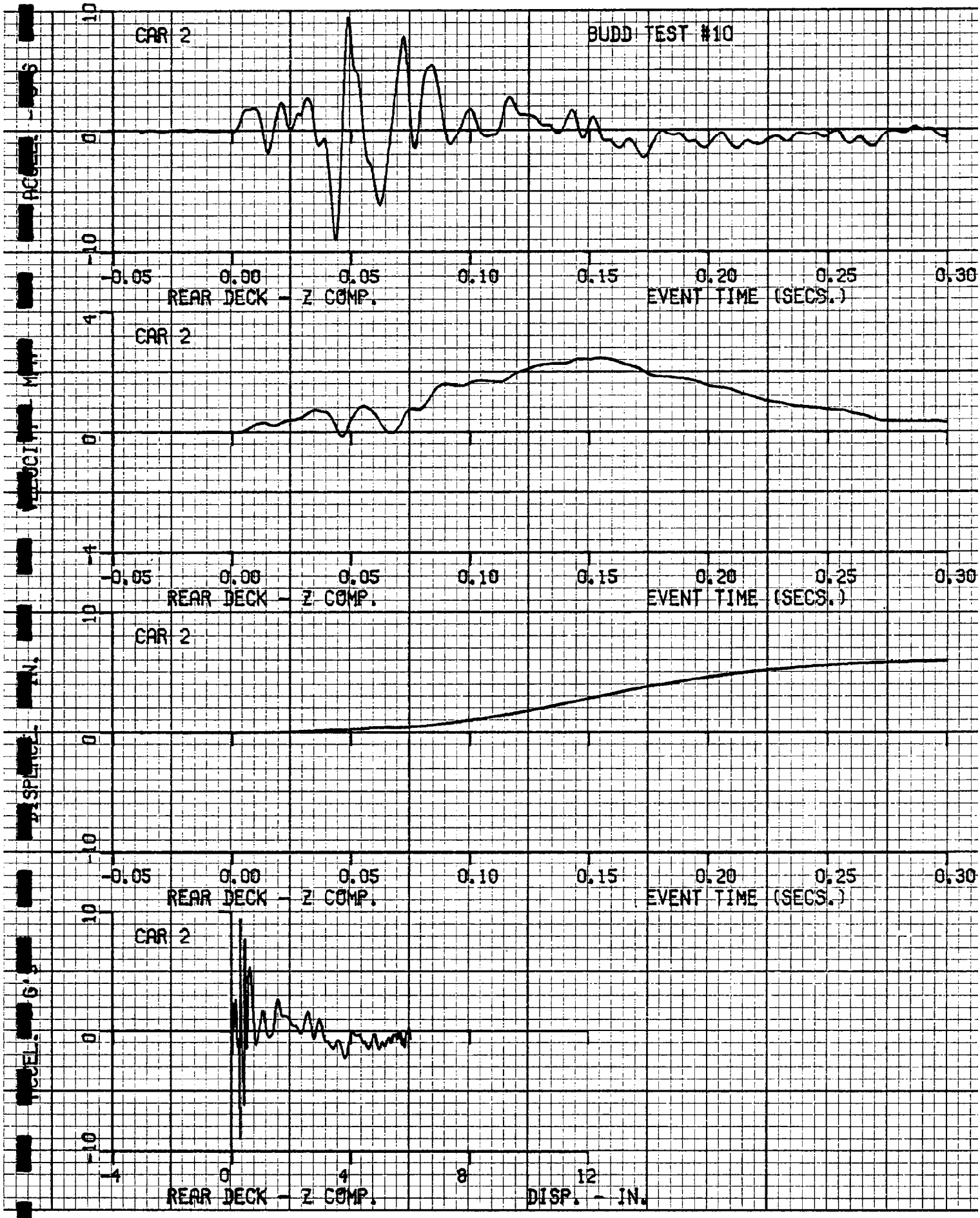
CAR 2
BUDD TEST #10
ACCEL. - G'S
10
0
-10
-0.05
0.00
0.05
0.10
0.15
0.20
0.25
0.30
REAR DECK - Z COMP.
EVENT TIME (SECS.)
CAR 2
VELOCITY - MPH
4
0
-4
-0.05
0.00
0.05
0.10
0.15
0.20
0.25
0.30
REAR DECK - Z COMP.
EVENT TIME (SECS.)
CAR 2
DISPLACE. - IN.
10
0
-10
-0.05
0.00
0.05
0.10
0.15
0.20
0.25
0.30
REAR DECK - Z COMP.
EVENT TIME (SECS.)
CAR 2
ACCEL. - G'S
10
0
-10
-4
0
4
8
12
REAR DECK - Z COMP.
DISP. - IN.

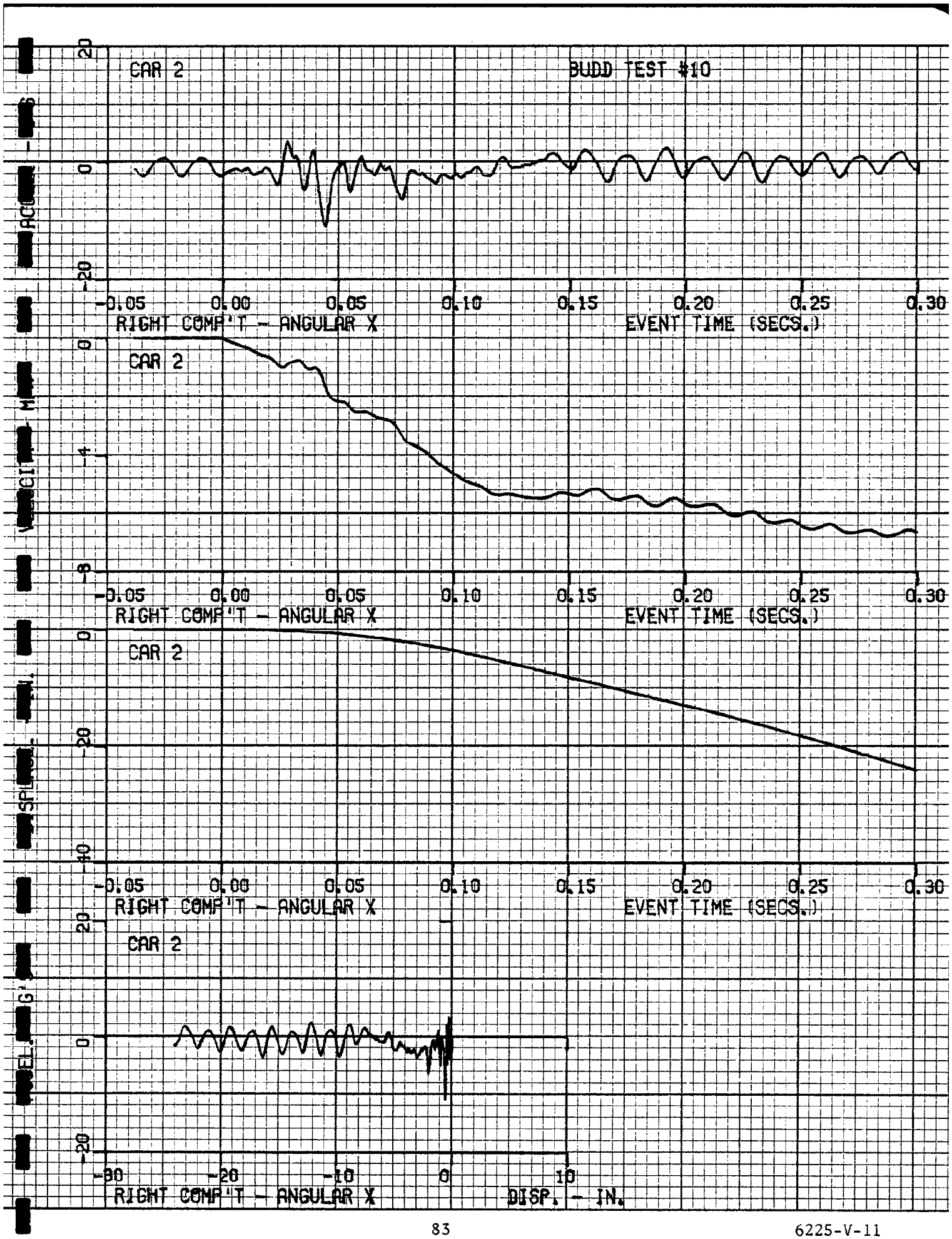
CAR 2
BUDD TEST #10
20
0
-20
-0.05
0.00
0.05
0.10
0.15
0.20
0.25
0.30
RIGHT COMP'T - ANGULAR X
EVENT TIME (SECS.)
CAR 2
0
-4
-8
-0.05
0.00
0.05
0.10
0.15
0.20
0.25
0.30
RIGHT COMP'T - ANGULAR X
EVENT TIME (SECS.)
CAR 2
0
-20
-40
-0.05
0.00
0.05
0.10
0.15
0.20
0.25
0.30
RIGHT COMP'T - ANGULAR X
EVENT TIME (SECS.)
CAR 2
20
0
-20
-30
-20
-10
0
10
RIGHT COMP'T - ANGULAR X
DISP. - IN.

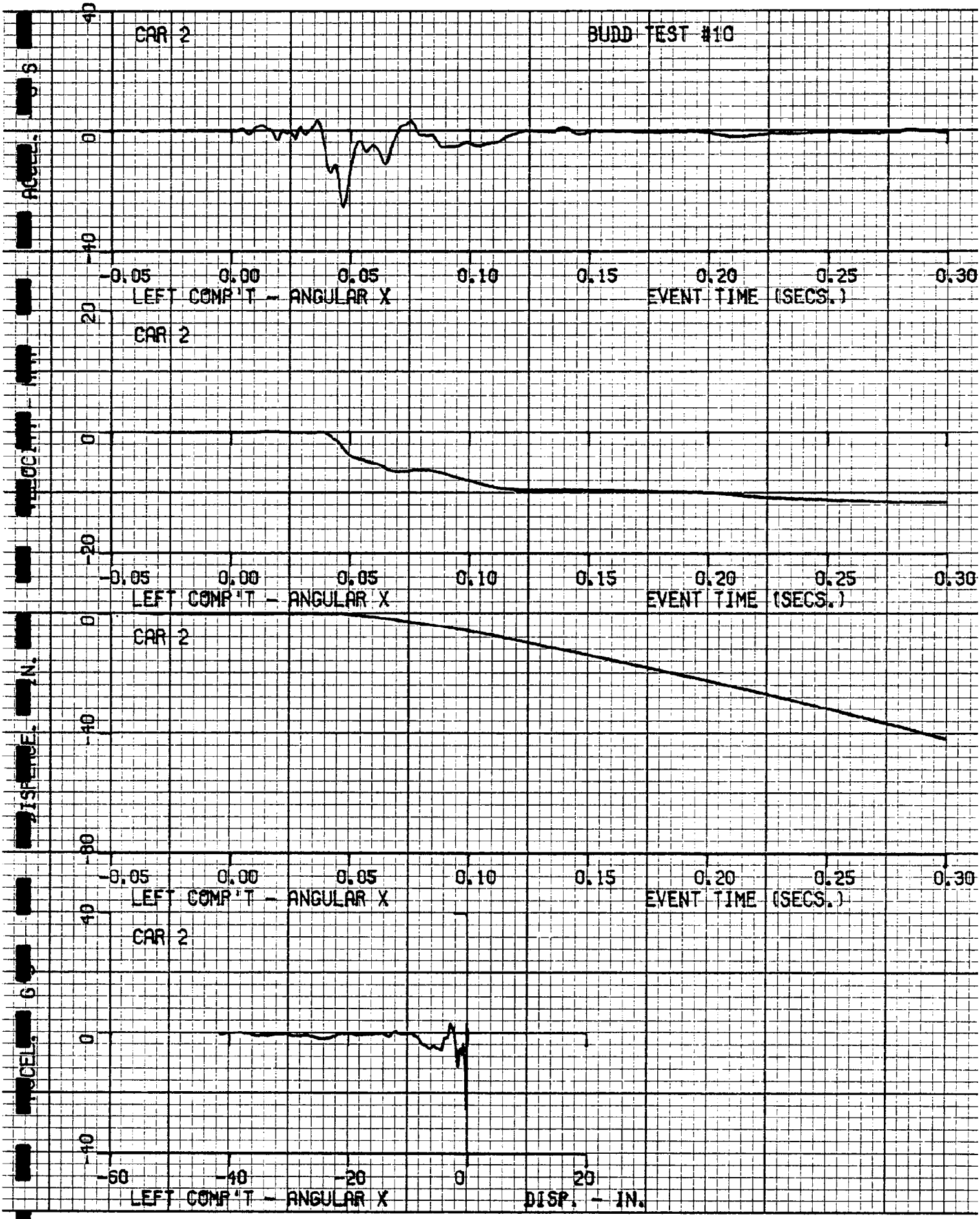
CAR 2
BUDD TEST #10
ACCEL. - G
40
0
-40
-0.05
0.00
0.05
0.10
0.15
0.20
0.25
0.30
LEFT COMP'T - ANGULAR X
EVENT TIME (SECS.)
CAR 2
ACCEL. - G
20
0
-20
LEFT COMP'T - ANGULAR X
EVENT TIME (SECS.)
CAR 2
DISPLACE. - IN.
0
-40
-80
LEFT COMP'T - ANGULAR X
EVENT TIME (SECS.)
CAR 2
ACCEL. - G
40
0
-40
-60
-40
-20
0
20
LEFT COMP'T - ANGULAR X
DISP. - IN.

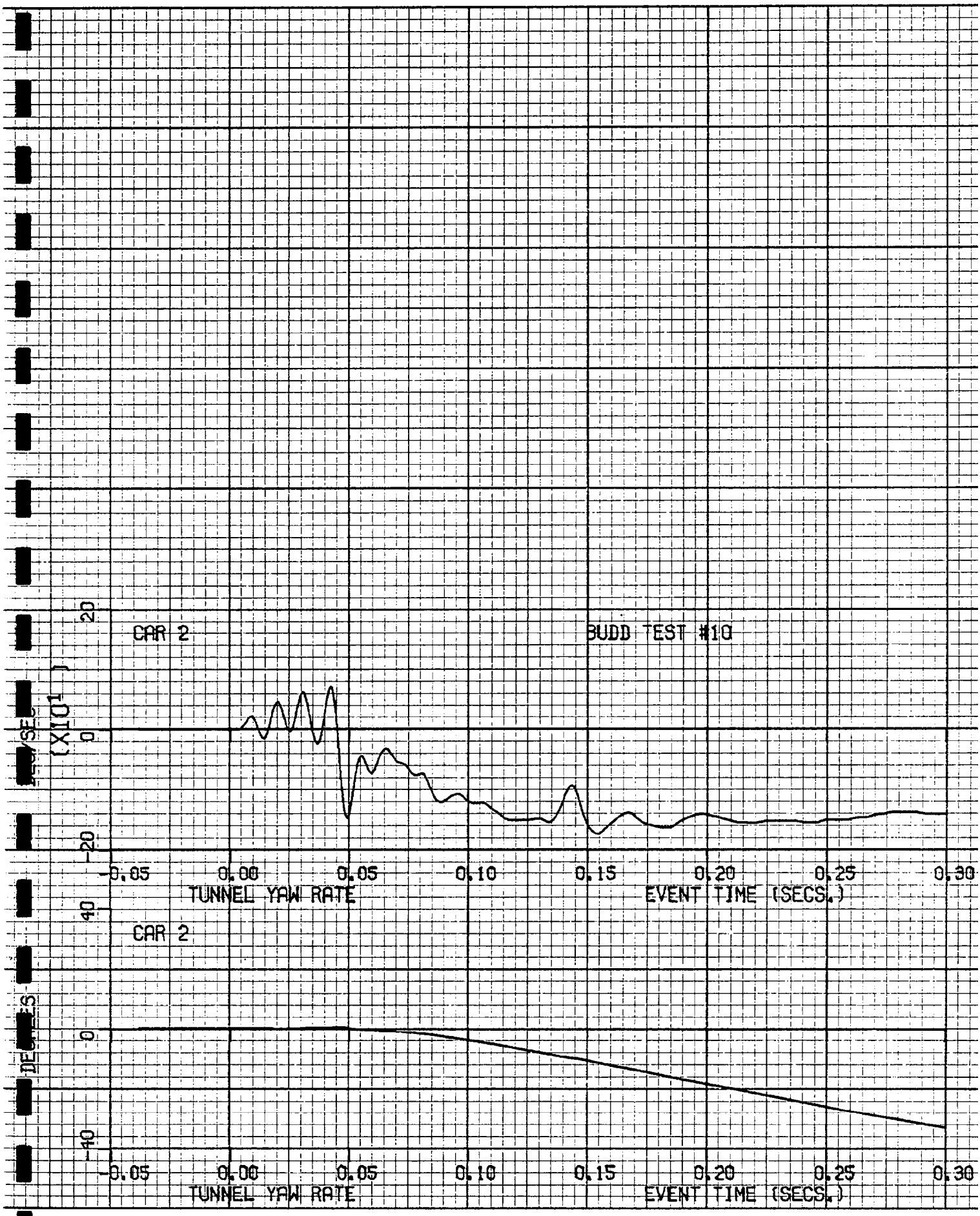
CAR 2
BUDD TEST #10
DEGREES/SEC (X10¹)
20
0
-20
-0.05
0.00
0.05
0.10
0.15
0.20
0.25
0.30
TUNNEL YAW RATE
EVENT TIME (SECS.)
CAR 2
DEGREES
40
0
-40
-0.05
0.00
0.05
0.10
0.15
0.20
0.25
0.30
TUNNEL YAW RATE
EVENT TIME (SECS.)

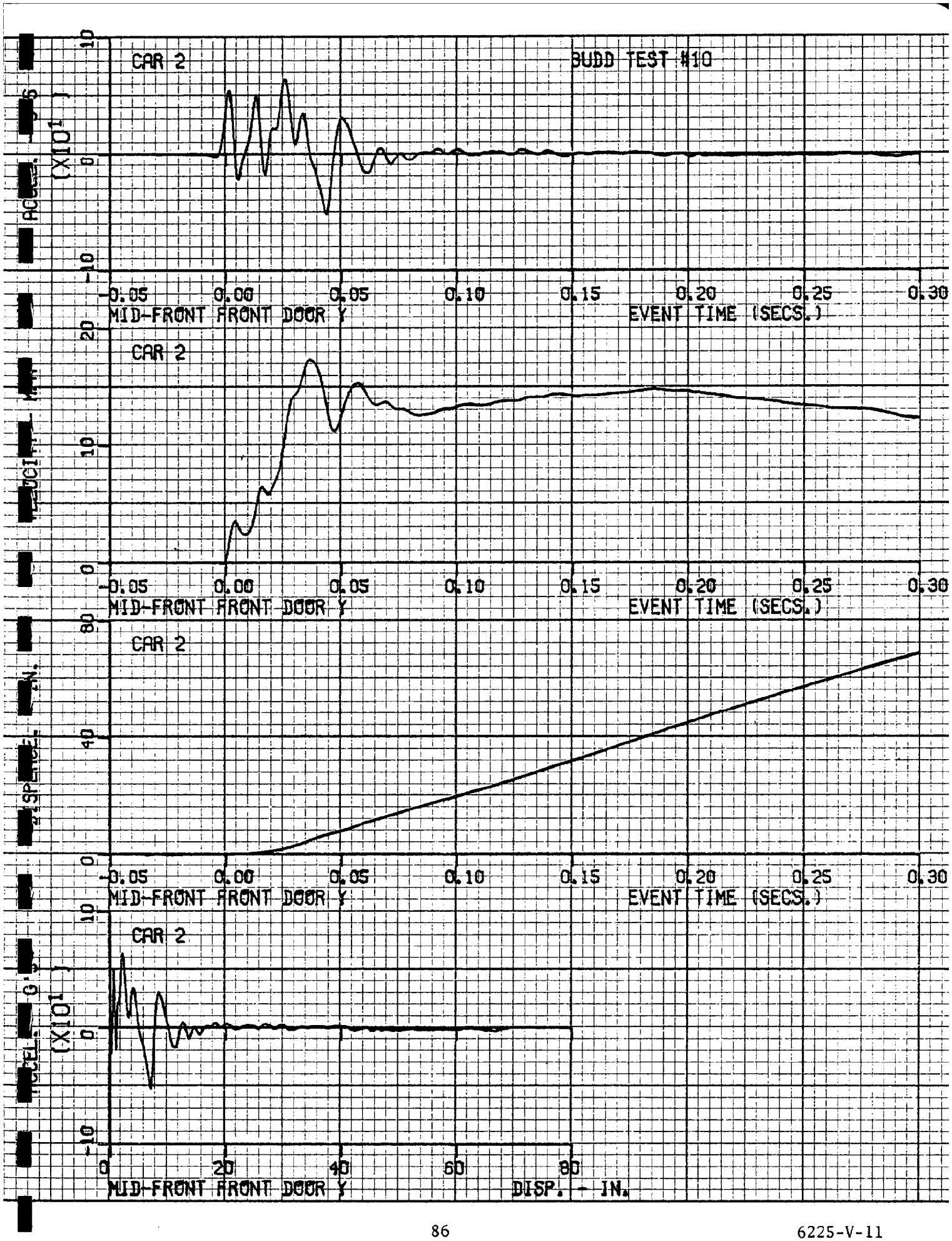
CAR 2
BUDD TEST #10
(X10¹)
10
0
-10
-0.05
0.00
0.05
0.10
0.15
0.20
0.25
0.30
MID-FRONT FRONT DOOR Y
EVENT TIME (SECS.)
CAR 2
20
10
0
-0.05
0.00
0.05
0.10
0.15
0.20
0.25
0.30
MID-FRONT FRONT DOOR Y
EVENT TIME (SECS.)
CAR 2
80
40
0
-0.05
0.00
0.05
0.10
0.15
0.20
0.25
0.30
MID-FRONT FRONT DOOR Y
EVENT TIME (SECS.)
CAR 2
(X10¹)
10
0
-10
0
20
40
60
80
MID-FRONT FRONT DOOR Y
DISP. - IN.

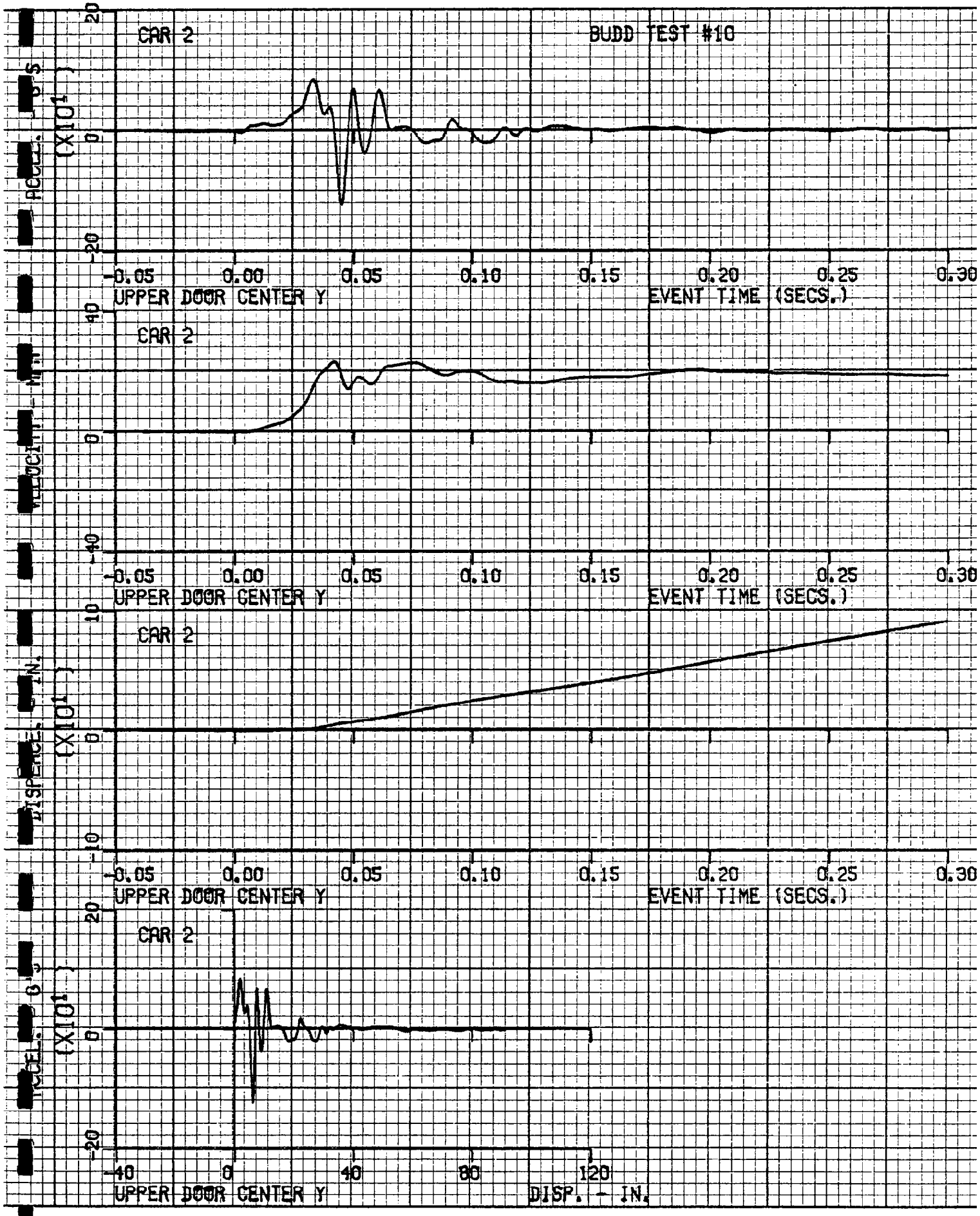
CAR 2
BUDD TEST #10
ACCEL. - G'S
(X10¹)
20
0
-20
-0.05
0.00
0.05
0.10
0.15
0.20
0.25
0.30
UPPER DOOR CENTER Y
EVENT TIME (SECS.)
CAR 2
VELOCITY - MPH
40
0
-40
-0.05
0.00
0.05
0.10
0.15
0.20
0.25
0.30
UPPER DOOR CENTER Y
EVENT TIME (SECS.)
CAR 2
DISPLACE. - IN.
(X10¹)
10
0
-10
-0.05
0.00
0.05
0.10
0.15
0.20
0.25
0.30
UPPER DOOR CENTER Y
EVENT TIME (SECS.)
CAR 2
ACCEL. - G'S
(X10¹)
20
0
-20
-40
0
40
80
120
UPPER DOOR CENTER Y
DISP. - IN.

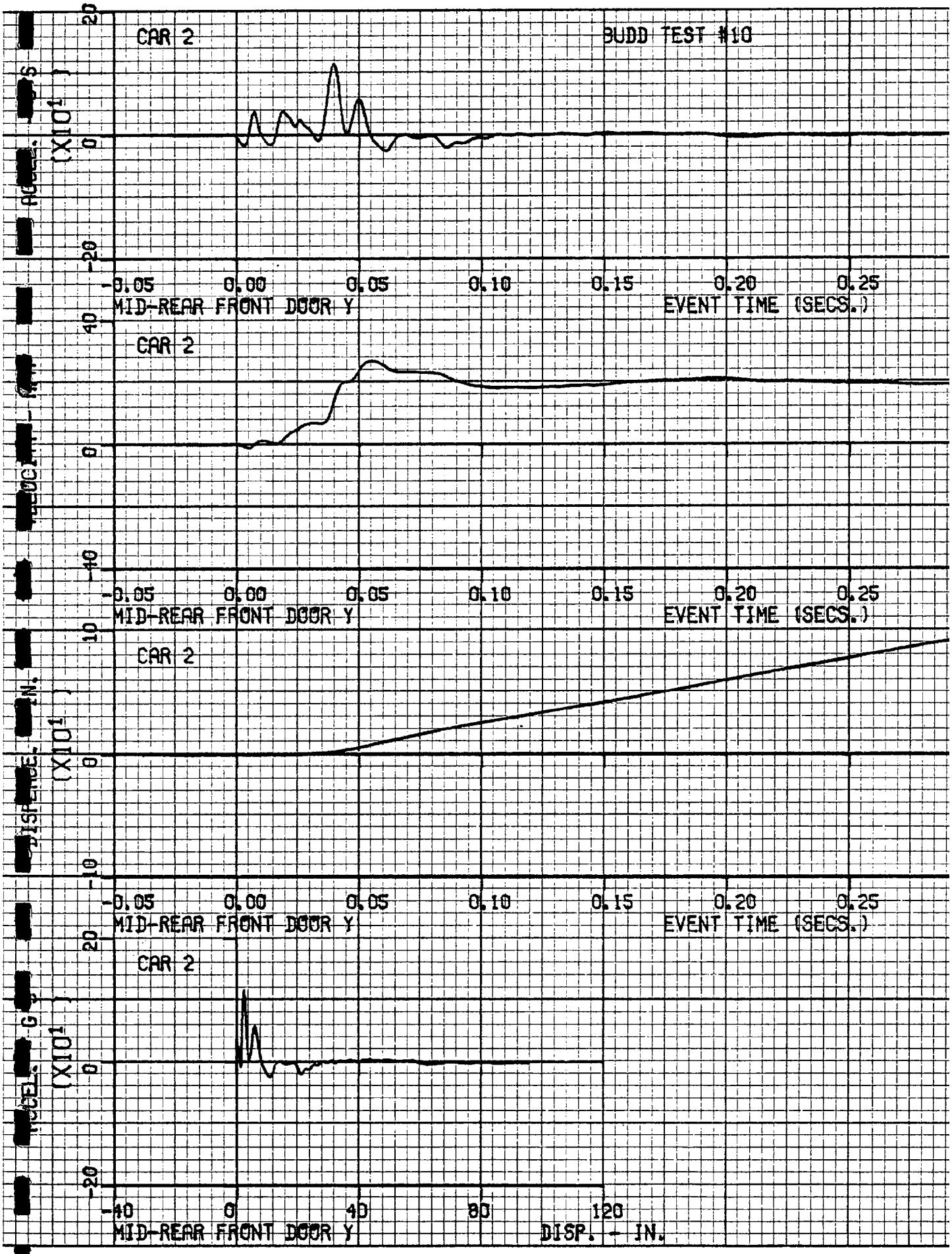
CAR 2
BUDD TEST #10
ACCEL. G (X10¹)
20
0
-20
-0.05
0.00
0.05
0.10
0.15
0.20
0.25
MID-REAR FRONT DOOR Y
EVENT TIME (SECS.)
CAR 2
ACCEL. G (X10¹)
40
0
-40
-0.05
0.00
0.05
0.10
0.15
0.20
0.25
MID-REAR FRONT DOOR Y
EVENT TIME (SECS.)
CAR 2
DISPLACE. IN. (X10¹)
10
0
-10
-0.05
0.00
0.05
0.10
0.15
0.20
0.25
MID-REAR FRONT DOOR Y
EVENT TIME (SECS.)
CAR 2
ACCEL. G (X10¹)
20
0
-20
-40
0
40
80
120
MID-REAR FRONT DOOR Y
DISP. - IN.

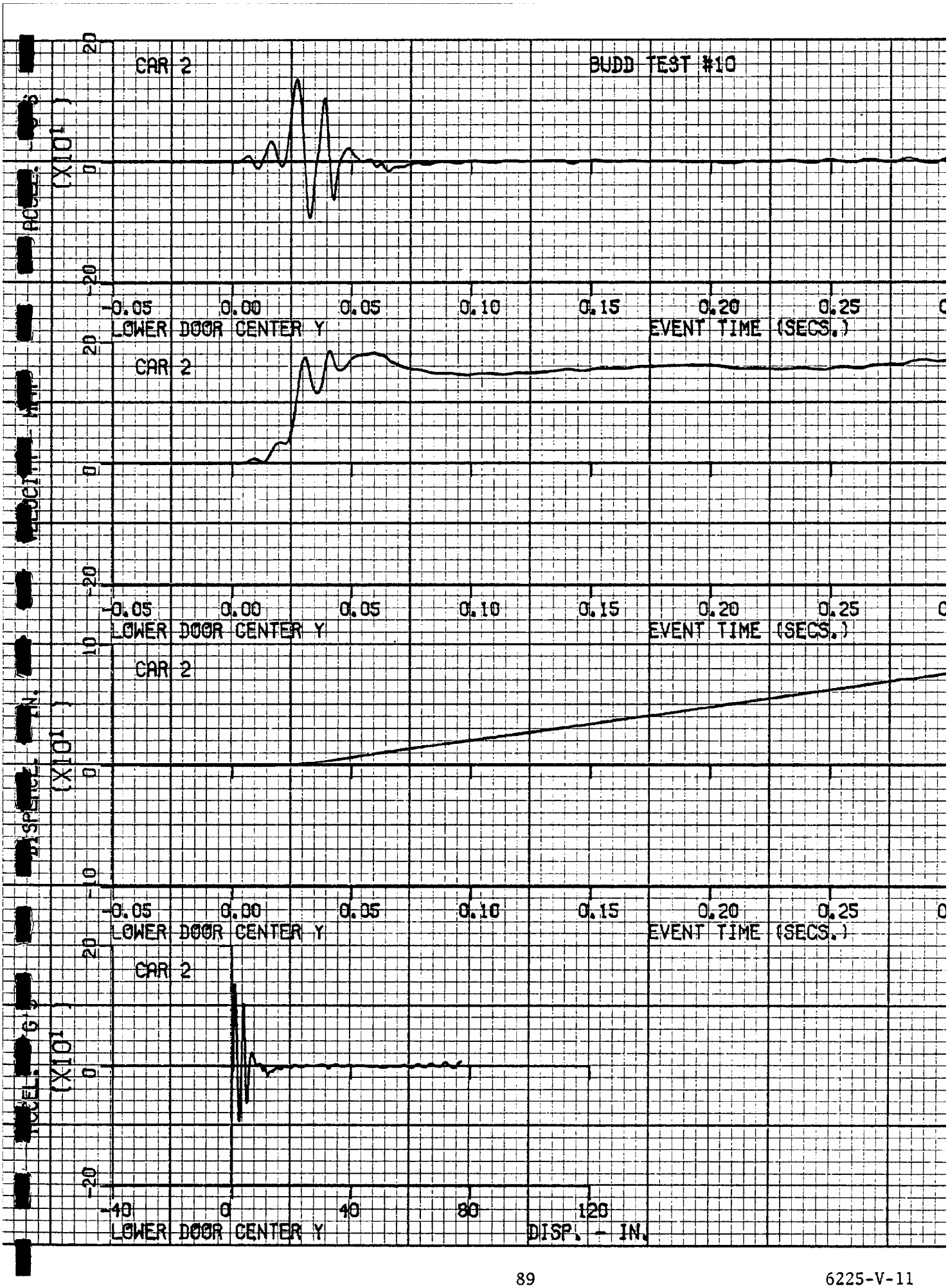
BUDD TEST #10
CAR 2
ACCEL. G's (X10)
20
0
-20
-0.05
0.00
0.05
0.10
0.15
0.20
0.25
LOWER DOOR CENTER Y
EVENT TIME (SECS.)
CAR 2
VELOCITY - MPH
20
0
-20
-0.05
0.00
0.05
0.10
0.15
0.20
0.25
LOWER DOOR CENTER Y
EVENT TIME (SECS.)
CAR 2
DISPLCT. - IN. (X10)
10
0
-10
-0.05
0.00
0.05
0.10
0.15
0.20
0.25
LOWER DOOR CENTER Y
EVENT TIME (SECS.)
CAR 2
ACCEL. G's (X10)
20
0
-20
-40
0
40
80
120
LOWER DOOR CENTER Y
DISP. - IN.

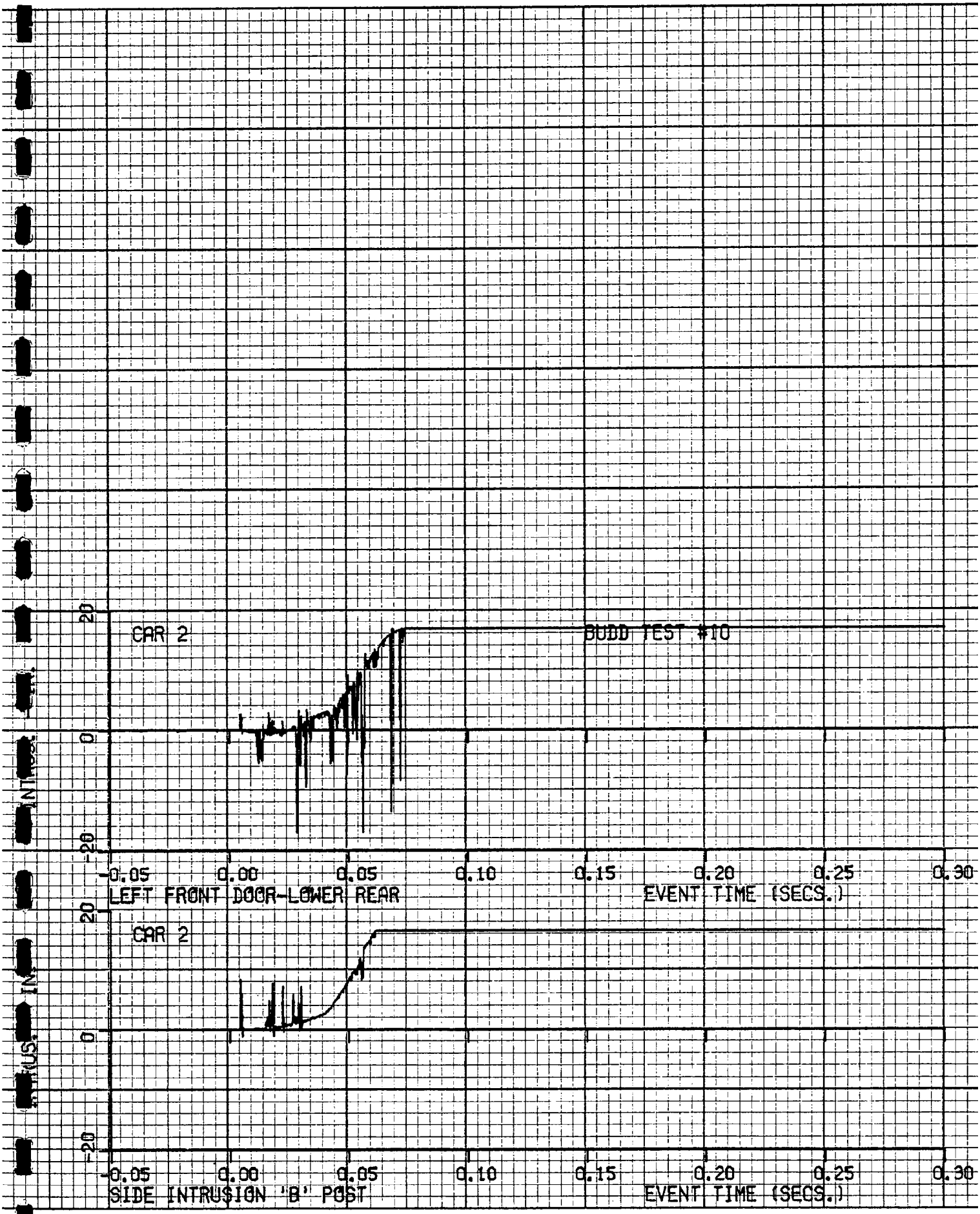
CAR 2
BUDD TEST #10
20
0
-20
-0.05
0.00
0.05
0.10
0.15
0.20
0.25
0.30
LEFT FRONT DOOR-LOWER REAR
EVENT TIME (SECS.)
CAR 2
20
0
-20
-0.05
0.00
0.05
0.10
0.15
0.20
0.25
0.30
SIDE INTRUSION 'B' POST
EVENT TIME (SECS.)

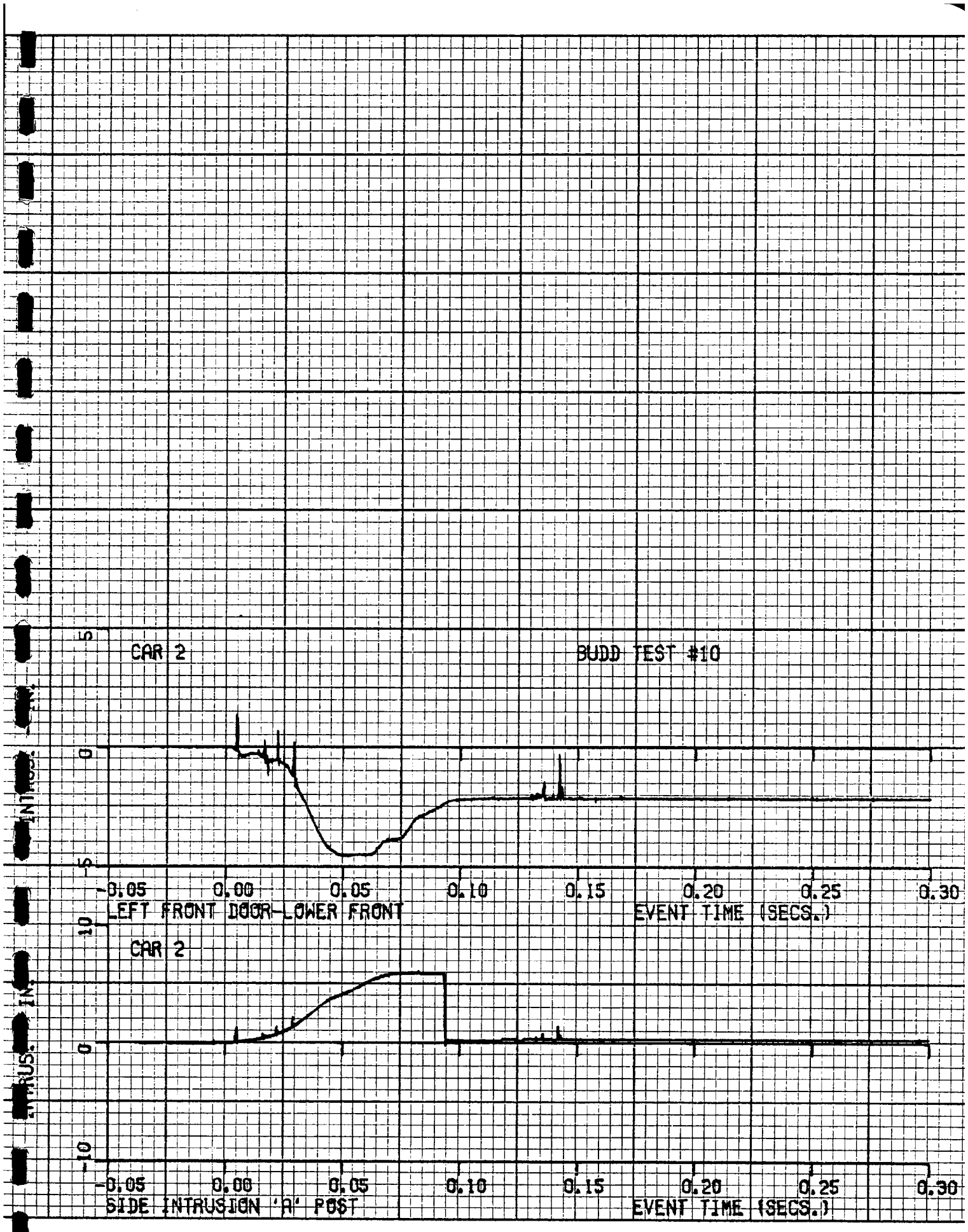
CAR 2
BUDD TEST #10
INTRUS. IN.
5
0
-5
-0.05
0.00
0.05
0.10
0.15
0.20
0.25
0.30
LEFT FRONT DOOR-LOWER FRONT
EVENT TIME (SECS.)
CAR 2
INTRUS. IN.
10
0
-10
-0.05
0.00
0.05
0.10
0.15
0.20
0.25
0.30
SIDE INTRUSION 'A' POST
EVENT TIME (SECS.)

TEST NO. 10

CAR NO. 2 - 1976 VOLKSWAGEN RABBIT

VEHICLE DATA - 15 HZ CHANNEL CLASS

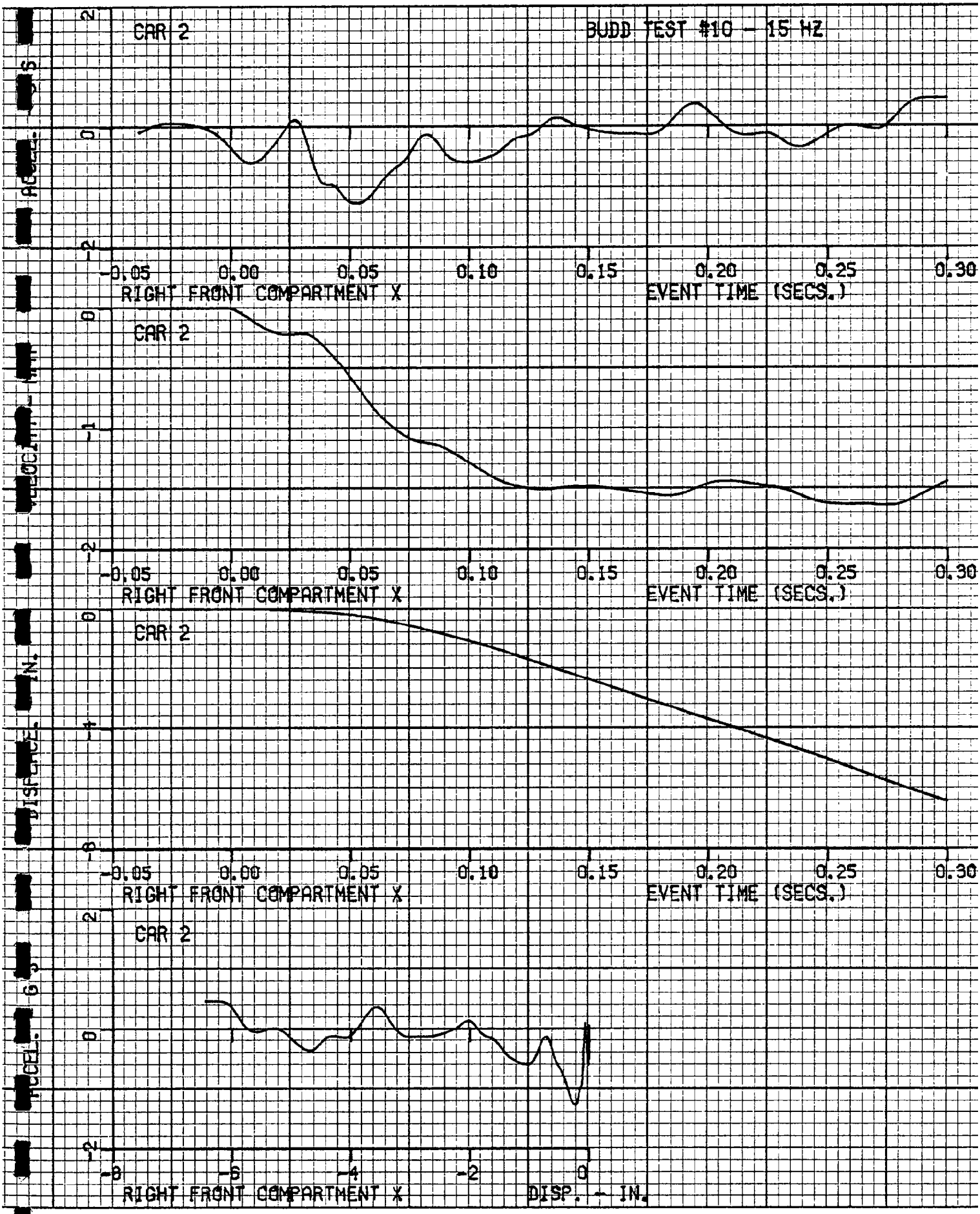
BUDD TEST #10 - 15 HZ
CAR 2
ACCEL. - G'S
2
0
-2
-0.05
0.00
0.05
0.10
0.15
0.20
0.25
0.30
RIGHT FRONT COMPARTMENT X
EVENT TIME (SECS.)
CAR 2
ACCEL. - G'S
0
-1
-2
-0.05
0.00
0.05
0.10
0.15
0.20
0.25
0.30
RIGHT FRONT COMPARTMENT X
EVENT TIME (SECS.)
CAR 2
DISPLACE. - IN.
0
-4
-8
-0.05
0.00
0.05
0.10
0.15
0.20
0.25
0.30
RIGHT FRONT COMPARTMENT X
EVENT TIME (SECS.)
CAR 2
ACCEL. G'S
2
0
-2
-8
-6
-4
-2
0
RIGHT FRONT COMPARTMENT X
DISP. - IN.

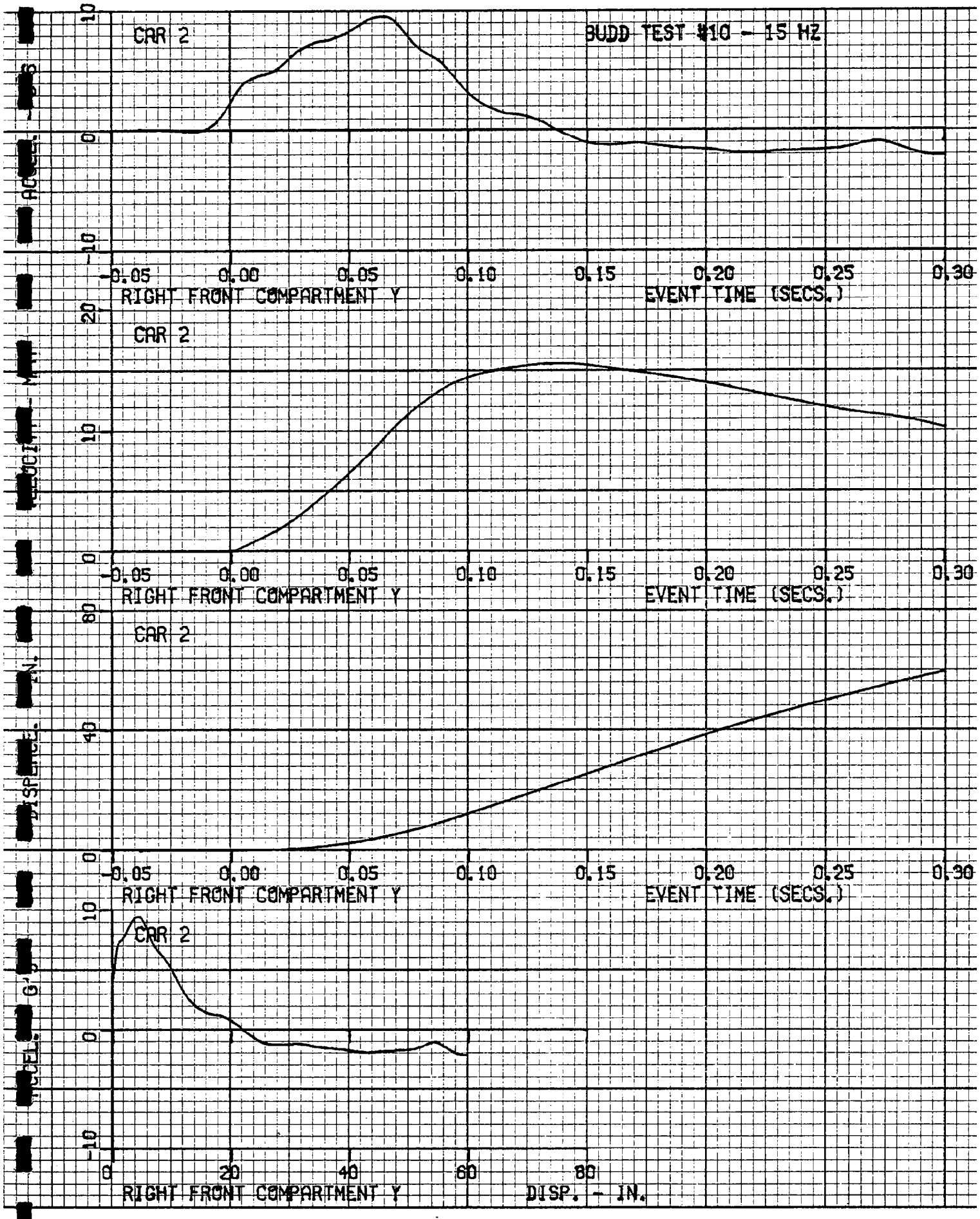
BUDD TEST #10 - 15 MZ
CAR 2
ACCEL. - G'S
10
0
-10
-0.05
0.00
0.05
0.10
0.15
0.20
0.25
0.30
RIGHT FRONT COMPARTMENT Y
EVENT TIME (SECS.)
CAR 2
VELOCITY - MPH
20
10
0
-0.05
0.00
0.05
0.10
0.15
0.20
0.25
0.30
RIGHT FRONT COMPARTMENT Y
EVENT TIME (SECS.)
CAR 2
DISPLACE. - IN.
80
40
0
-0.05
0.00
0.05
0.10
0.15
0.20
0.25
0.30
RIGHT FRONT COMPARTMENT Y
EVENT TIME (SECS.)
CAR 2
ACCEL. G'S
10
0
-10
0
20
40
60
80
RIGHT FRONT COMPARTMENT Y
DISP. - IN.

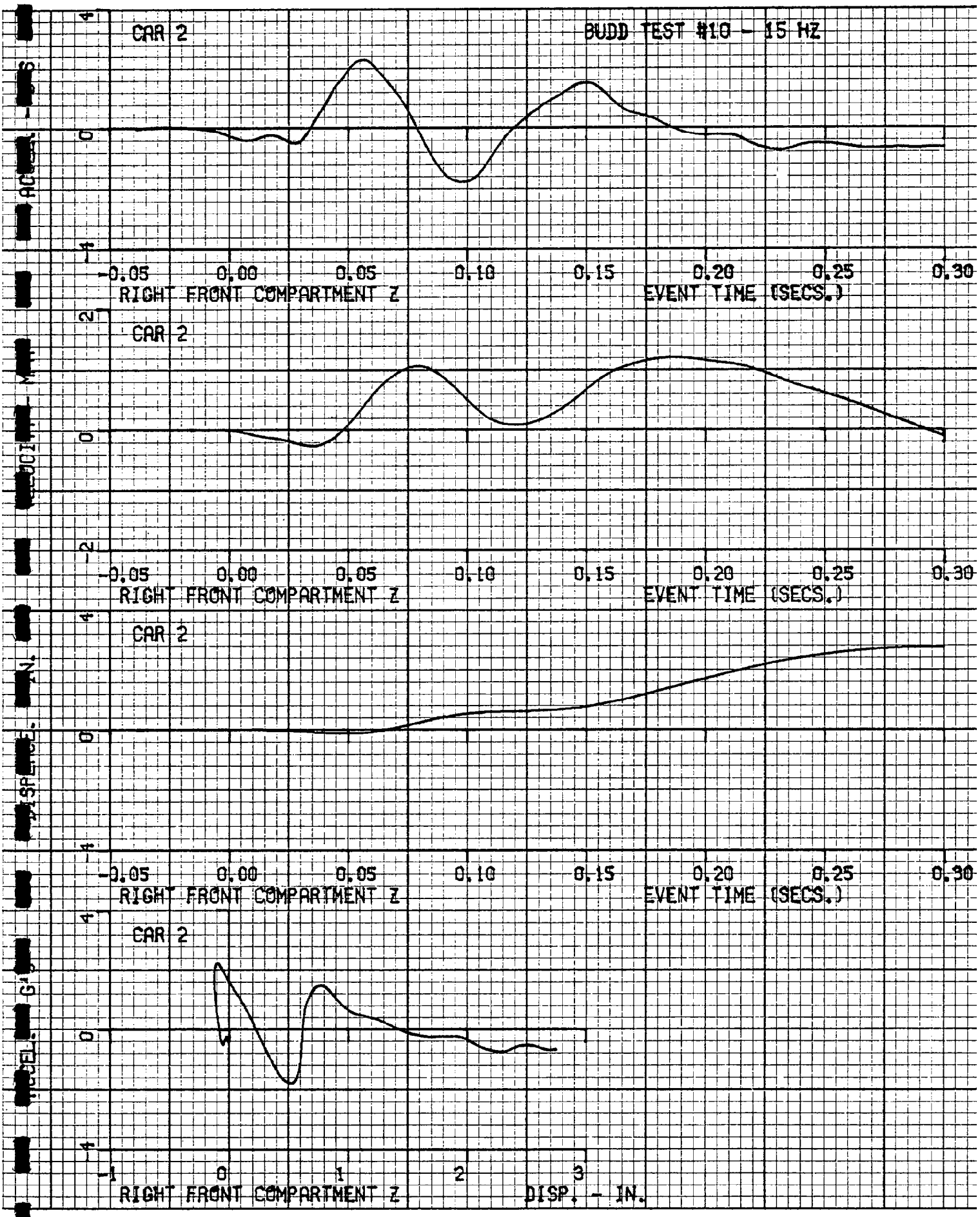
BUDD TEST #10 - 15 HZ
CAR 2
ACCEL. - G'S
4
0
-4
-0.05
0.00
0.05
0.10
0.15
0.20
0.25
0.30
RIGHT FRONT COMPARTMENT Z
EVENT TIME (SECS.)
CAR 2
VELOCITY - MPH
2
0
-2
-0.05
0.00
0.05
0.10
0.15
0.20
0.25
0.30
RIGHT FRONT COMPARTMENT Z
EVENT TIME (SECS.)
CAR 2
DISPLACE. - IN.
4
0
-4
-0.05
0.00
0.05
0.10
0.15
0.20
0.25
0.30
RIGHT FRONT COMPARTMENT Z
EVENT TIME (SECS.)
CAR 2
ACCEL. - G'S
4
0
-4
-1
0
1
2
3
RIGHT FRONT COMPARTMENT Z
DISP. - IN.

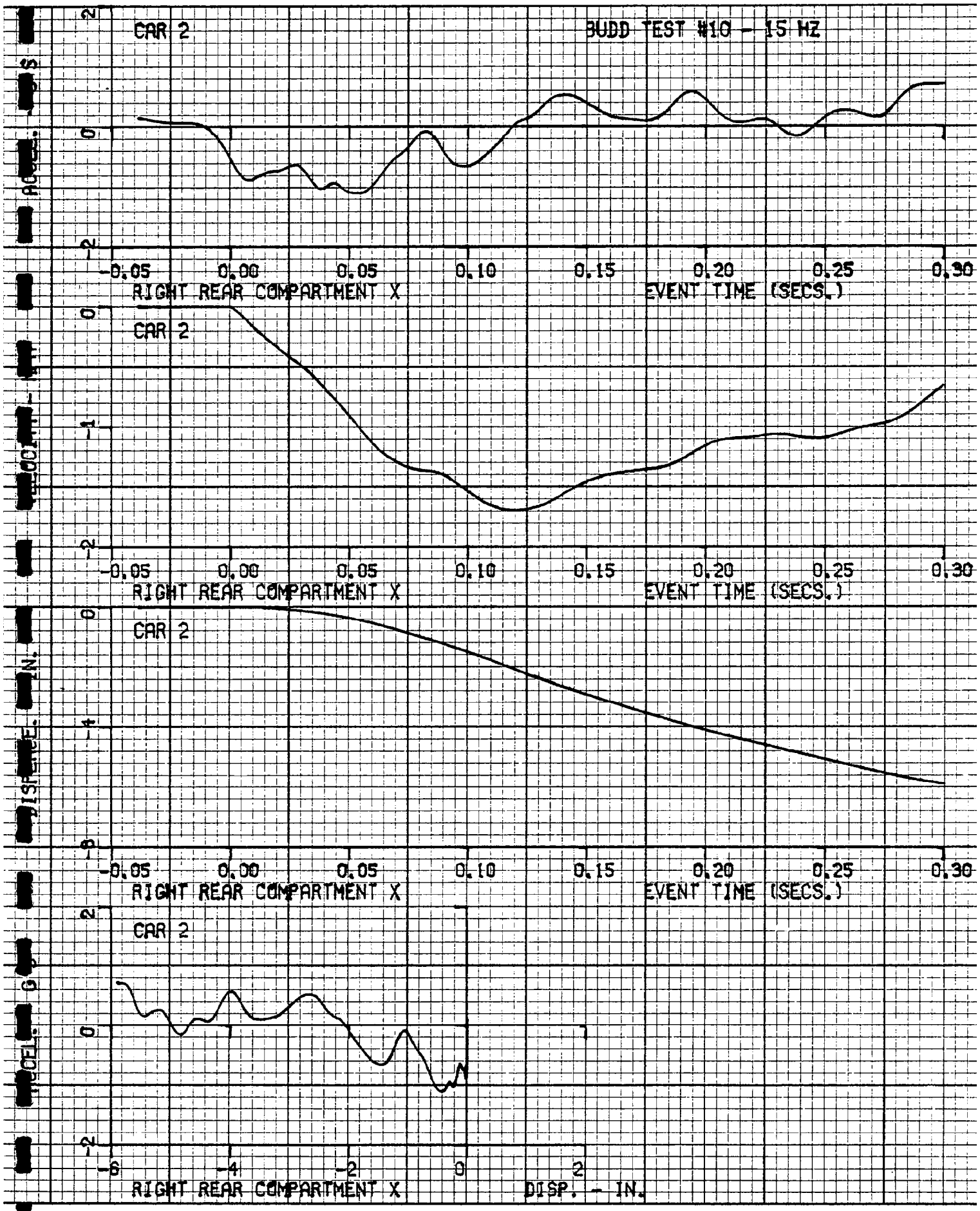
CAR 2
BUDD TEST #10 - 15 HZ
ACCEL. - G'S
2
0
-2
-0.05
0.00
0.05
0.10
0.15
0.20
0.25
0.30
RIGHT REAR COMPARTMENT X
EVENT TIME (SECS.)
CAR 2
VELOCITY - MPH
0
-1
-2
-0.05
0.00
0.05
0.10
0.15
0.20
0.25
0.30
RIGHT REAR COMPARTMENT X
EVENT TIME (SECS.)
CAR 2
DISPLACE. - IN.
0
-4
-8
-0.05
0.00
0.05
0.10
0.15
0.20
0.25
0.30
RIGHT REAR COMPARTMENT X
EVENT TIME (SECS.)
CAR 2
ACCEL. - G'S
2
0
-2
-6
-4
-2
0
2
RIGHT REAR COMPARTMENT X
DISP. - IN.

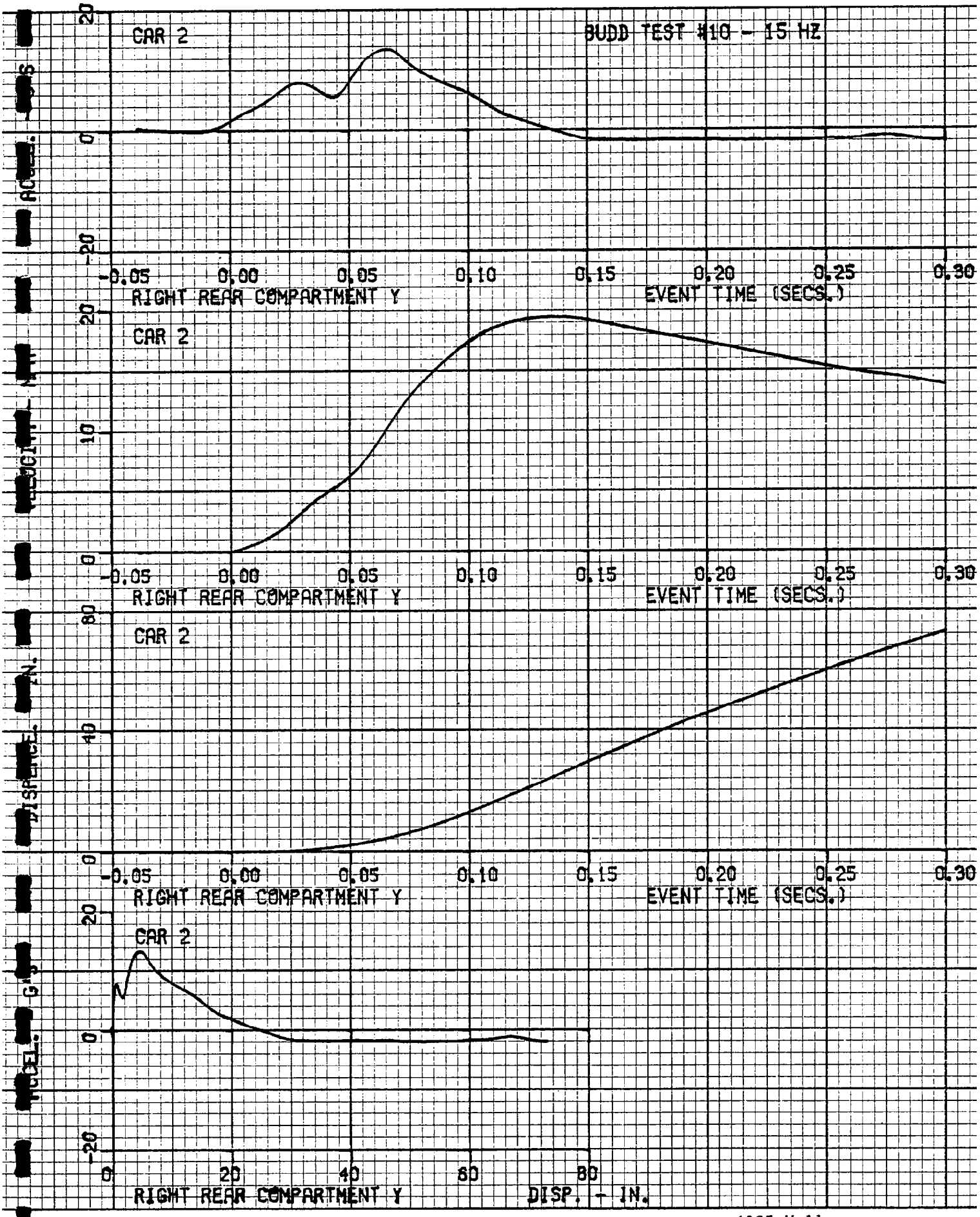
BUDD TEST #10 - 15 HZ
CAR 2
ACCEL. - G'S
20
0
-20
-0.05
0.00
0.05
0.10
0.15
0.20
0.25
0.30
RIGHT REAR COMPARTMENT Y
EVENT TIME (SECS.)
CAR 2
VELOCITY - FPS
20
10
0
-0.05
0.00
0.05
0.10
0.15
0.20
0.25
0.30
RIGHT REAR COMPARTMENT Y
EVENT TIME (SECS.)
CAR 2
DISPLACE. - IN.
80
40
0
-0.05
0.00
0.05
0.10
0.15
0.20
0.25
0.30
RIGHT REAR COMPARTMENT Y
EVENT TIME (SECS.)
CAR 2
ACCEL. - G'S
20
0
-20
0
20
40
60
80
RIGHT REAR COMPARTMENT Y
DISP. - IN.

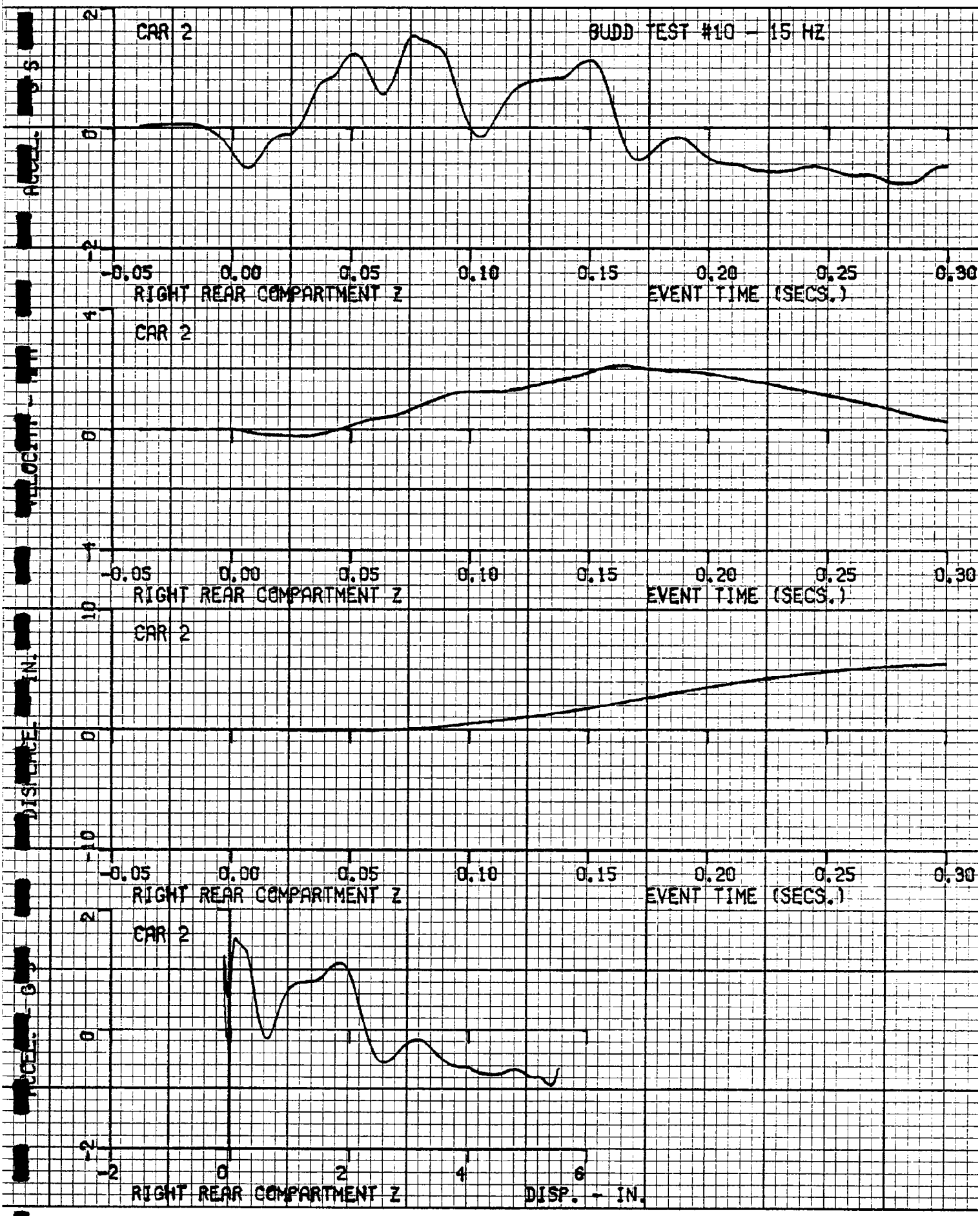
CAR 2
BUDD TEST #10 - 15 HZ
ACCEL. - G'S
2
0
-2
-0.05
0.00
0.05
0.10
0.15
0.20
0.25
0.30
RIGHT REAR COMPARTMENT Z
EVENT TIME (SECS.)
CAR 2
VELOCITY - FT/SEC
4
0
-4
-0.05
0.00
0.05
0.10
0.15
0.20
0.25
0.30
RIGHT REAR COMPARTMENT Z
EVENT TIME (SECS.)
CAR 2
DISTANCE - IN.
10
0
-10
-0.05
0.00
0.05
0.10
0.15
0.20
0.25
0.30
RIGHT REAR COMPARTMENT Z
EVENT TIME (SECS.)
CAR 2
ACCEL. - G'S
2
0
-2
-2
0
2
4
6
RIGHT REAR COMPARTMENT Z
DISP. - IN.

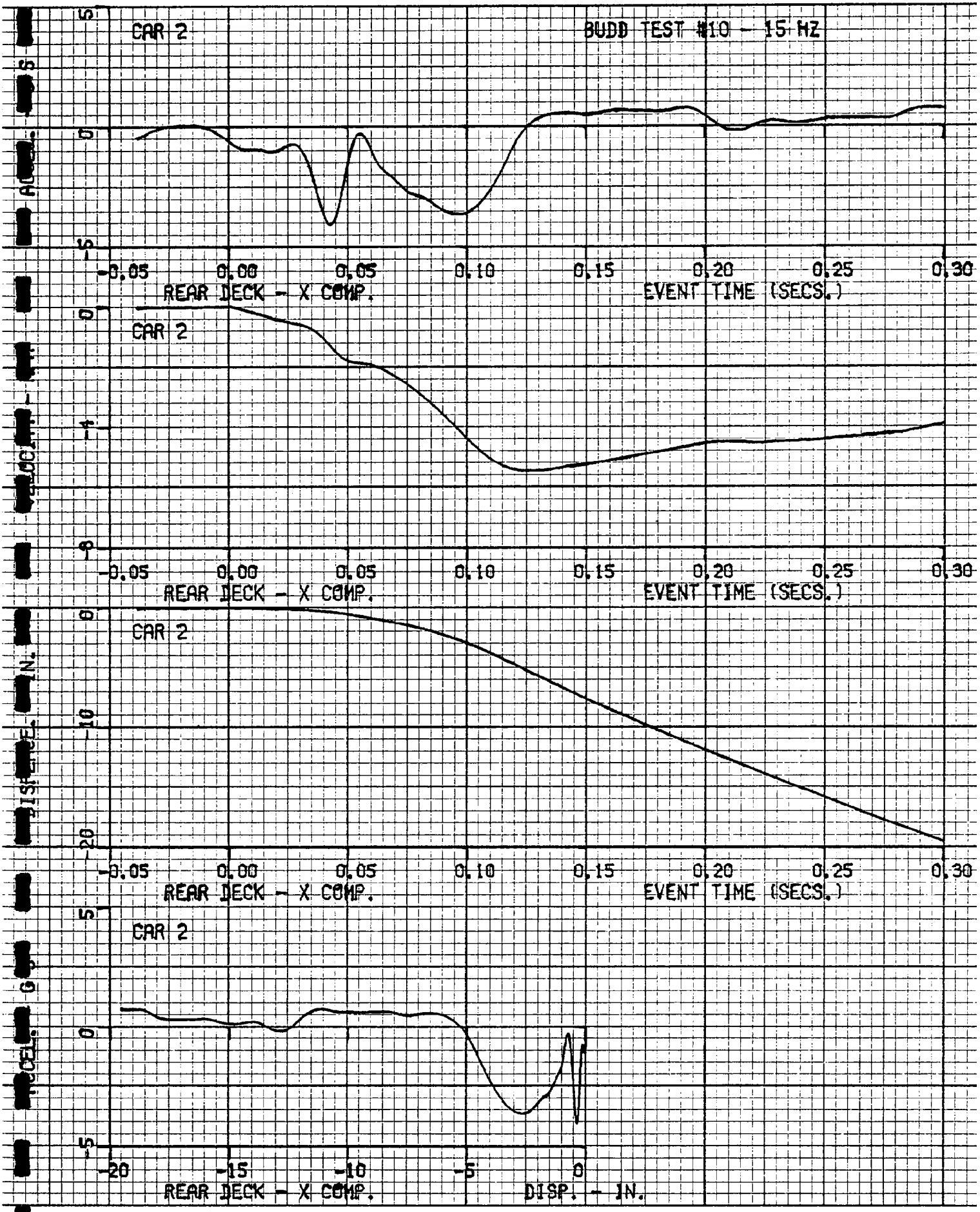
CAR 2
BUDD TEST #10 - 15 HZ
ACCEL. - G
5
0
-5
-0.05
0.00
0.05
0.10
0.15
0.20
0.25
0.30
REAR DECK - X COMP.
EVENT TIME (SECS.)
CAR 2
VELOCITY - FT.
0
-4
-8
-0.05
0.00
0.05
0.10
0.15
0.20
0.25
0.30
REAR DECK - X COMP.
EVENT TIME (SECS.)
CAR 2
DISPLACEMENT - IN.
0
-10
-20
-0.05
0.00
0.05
0.10
0.15
0.20
0.25
0.30
REAR DECK - X COMP.
EVENT TIME (SECS.)
CAR 2
ACCEL. - G
5
0
-5
-20
-15
-10
-5
0
REAR DECK - X COMP.
DISP. - IN.

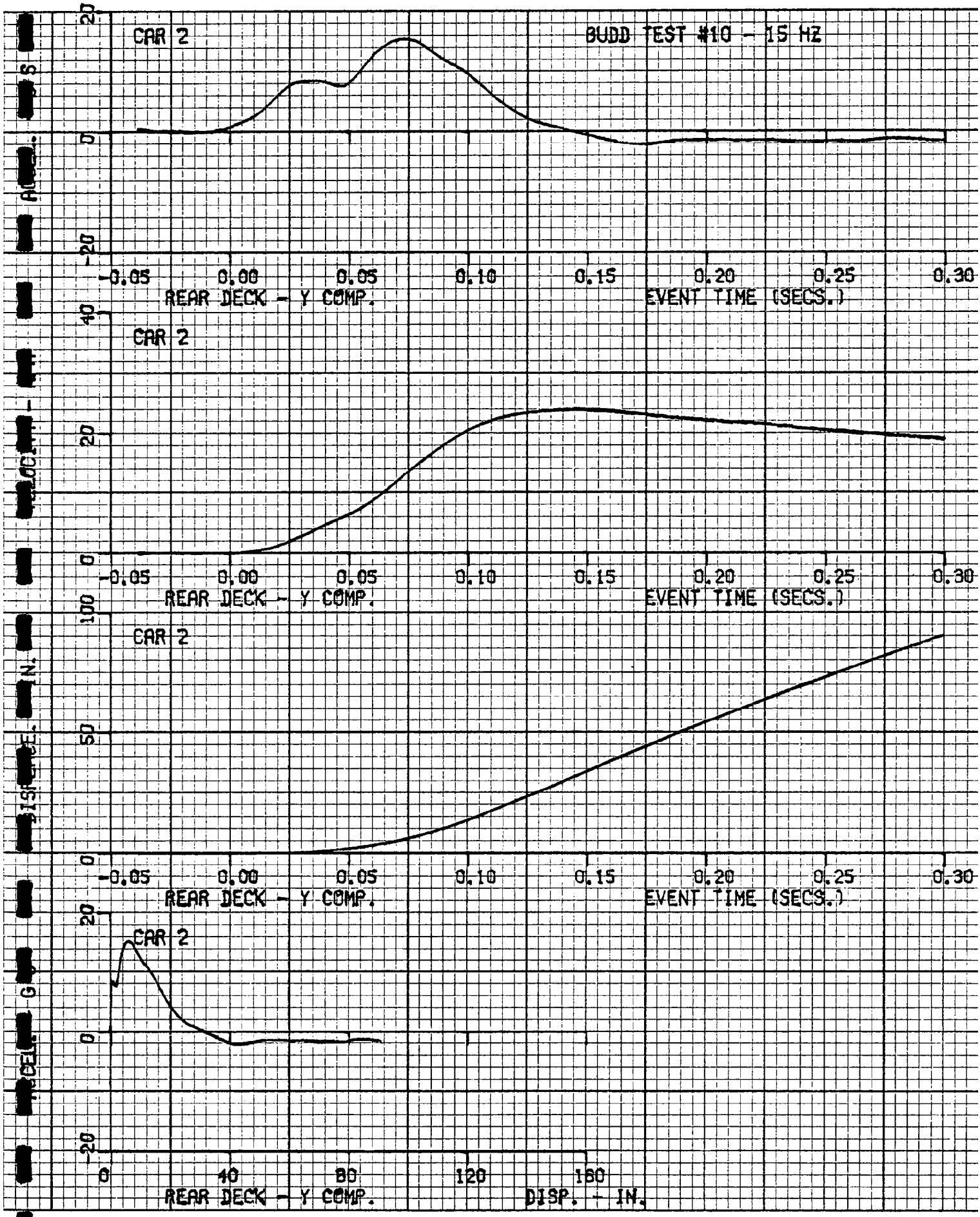
BUDD TEST #10 - 15 HZ
CAR 2
ACCEL. - G
20
0
-20
-0.05
0.00
0.05
0.10
0.15
0.20
0.25
0.30
REAR DECK - Y COMP.
EVENT TIME (SECS.)
CAR 2
VELOCITY - FPS
40
20
0
-0.05
0.00
0.05
0.10
0.15
0.20
0.25
0.30
REAR DECK - Y COMP.
EVENT TIME (SECS.)
CAR 2
DISPLACE. - IN.
100
50
0
-0.05
0.00
0.05
0.10
0.15
0.20
0.25
0.30
REAR DECK - Y COMP.
EVENT TIME (SECS.)
CAR 2
ACCEL. - G
20
0
-20
0
40
80
120
160
REAR DECK - Y COMP.
DISP. - IN.

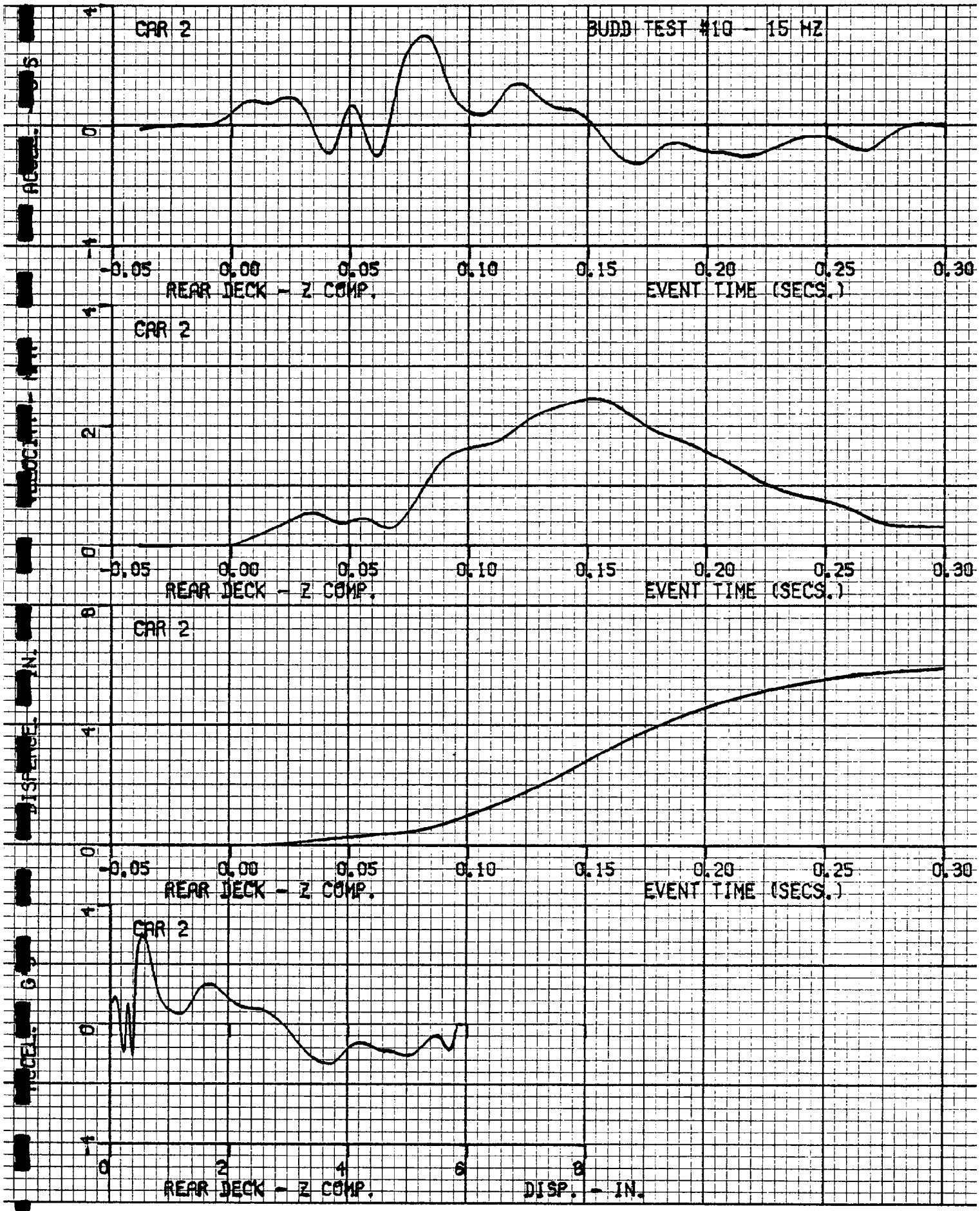
CAR 2
BUDD TEST #10 - 15 HZ
ACCEL. - G'S
4
0
-4
-0.05
0.00
0.05
0.10
0.15
0.20
0.25
0.30
REAR DECK - Z COMP.
EVENT TIME (SECS.)
CAR 2
VELOCITY - IN./SEC.
4
2
0
-0.05
0.00
0.05
0.10
0.15
0.20
0.25
0.30
REAR DECK - Z COMP.
EVENT TIME (SECS.)
CAR 2
DISPLACEMENT - IN.
8
4
0
-0.05
0.00
0.05
0.10
0.15
0.20
0.25
0.30
REAR DECK - Z COMP.
EVENT TIME (SECS.)
CAR 2
ACCEL. G'S
4
0
-4
0
2
4
6
8
REAR DECK - Z COMP.
DISP. - IN.

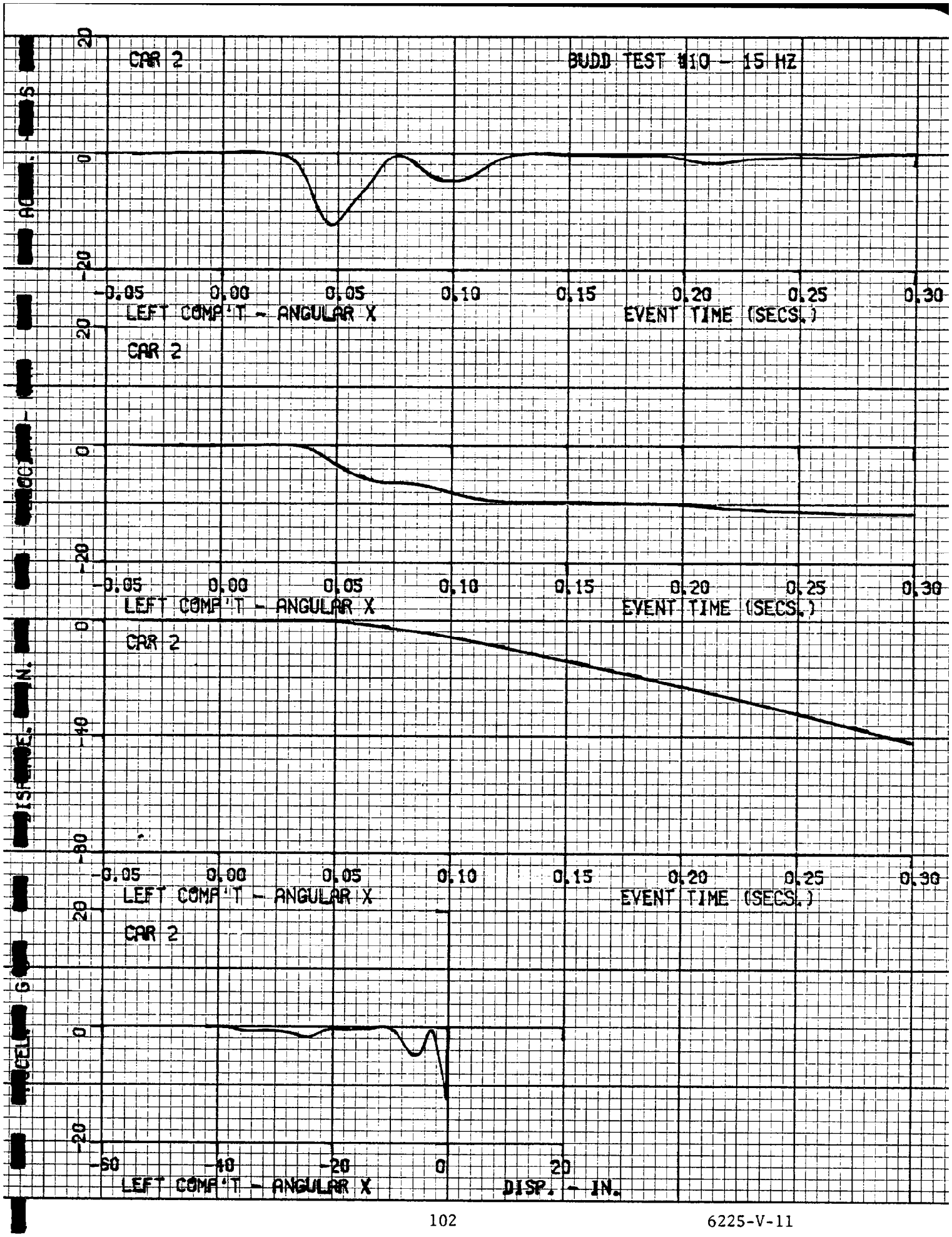
CAR 2
BUDD TEST #10 - 15 HZ
20
0
-20
-0.05
0.00
0.05
0.10
0.15
0.20
0.25
0.30
LEFT COMP'T - ANGULAR X
EVENT TIME (SECS.)
CAR 2
20
0
-20
-0.05
0.00
0.05
0.10
0.15
0.20
0.25
0.30
LEFT COMP'T - ANGULAR X
EVENT TIME (SECS.)
CAR 2
0
-40
-80
-0.05
0.00
0.05
0.10
0.15
0.20
0.25
0.30
LEFT COMP'T - ANGULAR X
EVENT TIME (SECS.)
CAR 2
20
0
-20
-60
-40
-20
0
20
LEFT COMP'T - ANGULAR X
DISP. - IN.

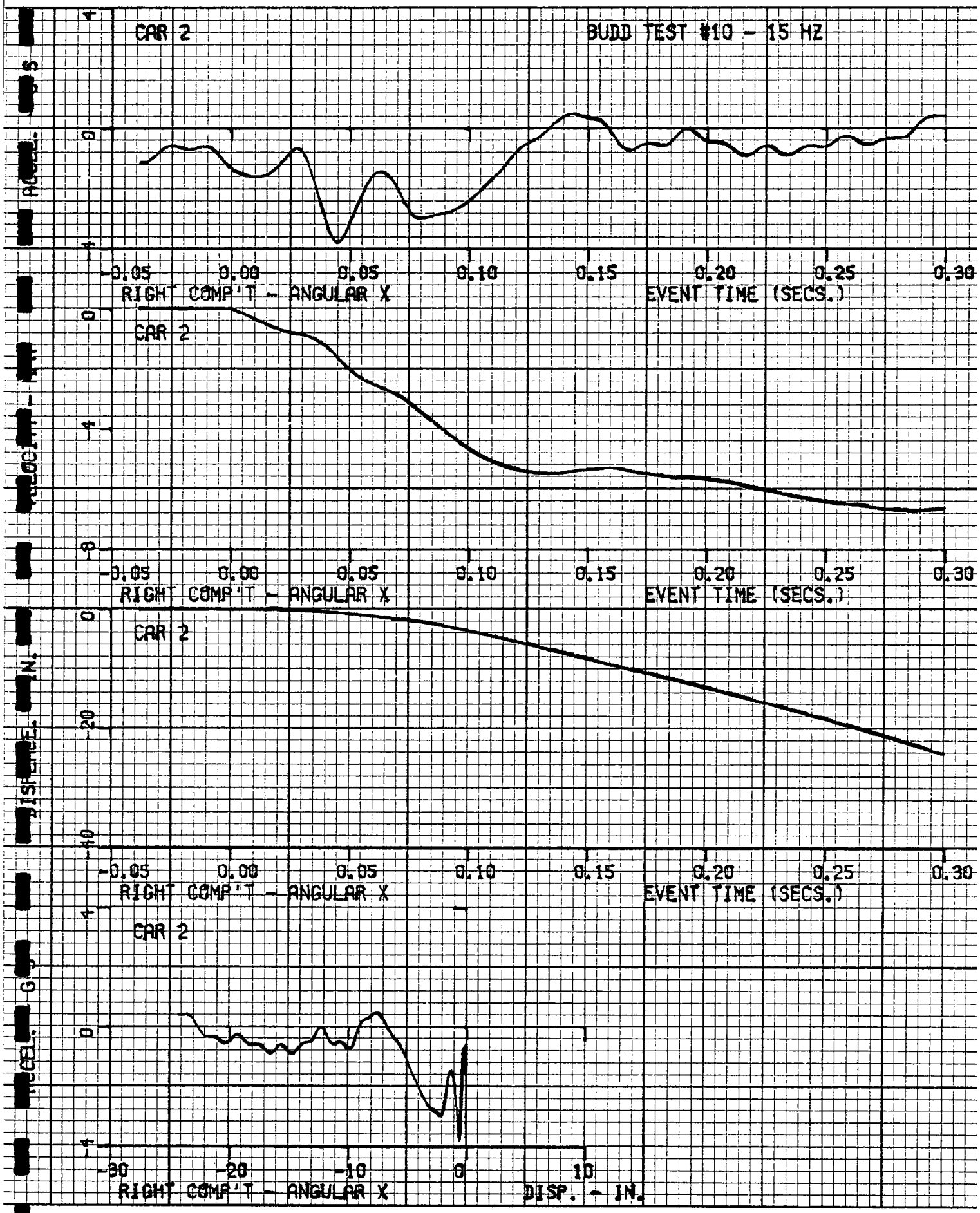
CAR 2
BUDD TEST #10 - 15 HZ
ACCEL. - G'S
4
0
-4
-0.05
0.00
0.05
0.10
0.15
0.20
0.25
0.30
RIGHT COMP'T - ANGULAR X
EVENT TIME (SECS.)
CAR 2
VELOCITY - FPS
0
-4
-8
-0.05
0.00
0.05
0.10
0.15
0.20
0.25
0.30
RIGHT COMP'T - ANGULAR X
EVENT TIME (SECS.)
CAR 2
DISPLACE. - IN.
0
-20
-40
-0.05
0.00
0.05
0.10
0.15
0.20
0.25
0.30
RIGHT COMP'T - ANGULAR X
EVENT TIME (SECS.)
CAR 2
ACCEL. G'S
4
0
-4
-30
-20
-10
0
10
RIGHT COMP'T - ANGULAR X
DISP. - IN.

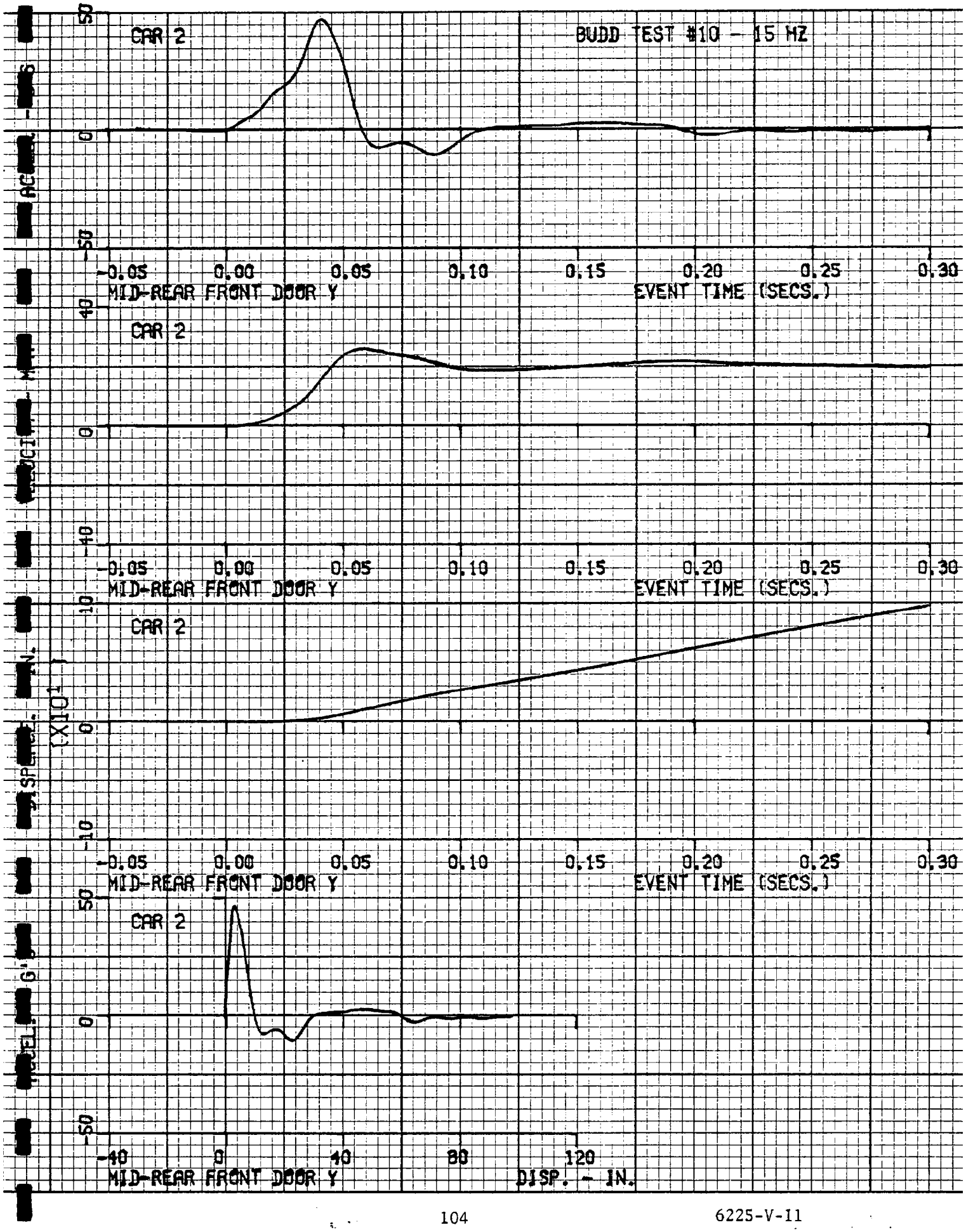
BUDD TEST #10 - 15 HZ
CAR 2
50
0
-50
-0.05
0.00
0.05
0.10
0.15
0.20
0.25
0.30
MID-REAR FRONT DOOR Y
EVENT TIME (SECS.)
CAR 2
40
0
-40
-0.05
0.00
0.05
0.10
0.15
0.20
0.25
0.30
MID-REAR FRONT DOOR Y
EVENT TIME (SECS.)
CAR 2
10
0
-10
-0.05
0.00
0.05
0.10
0.15
0.20
0.25
0.30
MID-REAR FRONT DOOR Y
EVENT TIME (SECS.)
CAR 2
50
0
-50
-40
0
40
80
120
MID-REAR FRONT DOOR Y
DISP. - IN.

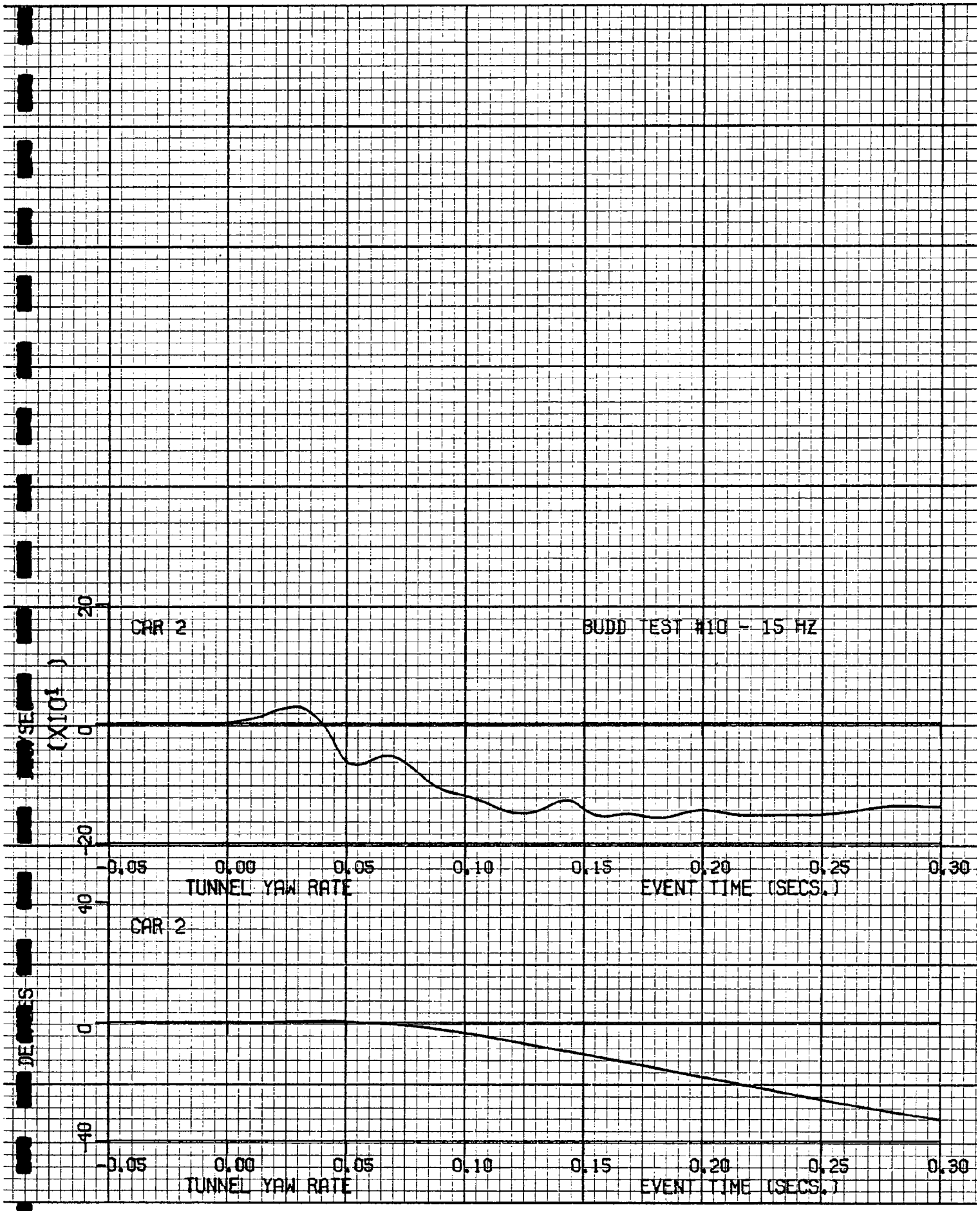
CAR 2
BUDD TEST #10 - 15 HZ
DEGREES (X10¹)
20
0
-20
-0.05
0.00
0.05
0.10
0.15
0.20
0.25
0.30
TUNNEL YAW RATE
EVENT TIME (SECS.)
CAR 2
DEGREES
40
0
-40
-0.05
0.00
0.05
0.10
0.15
0.20
0.25
0.30
TUNNEL YAW RATE
EVENT TIME (SECS.)

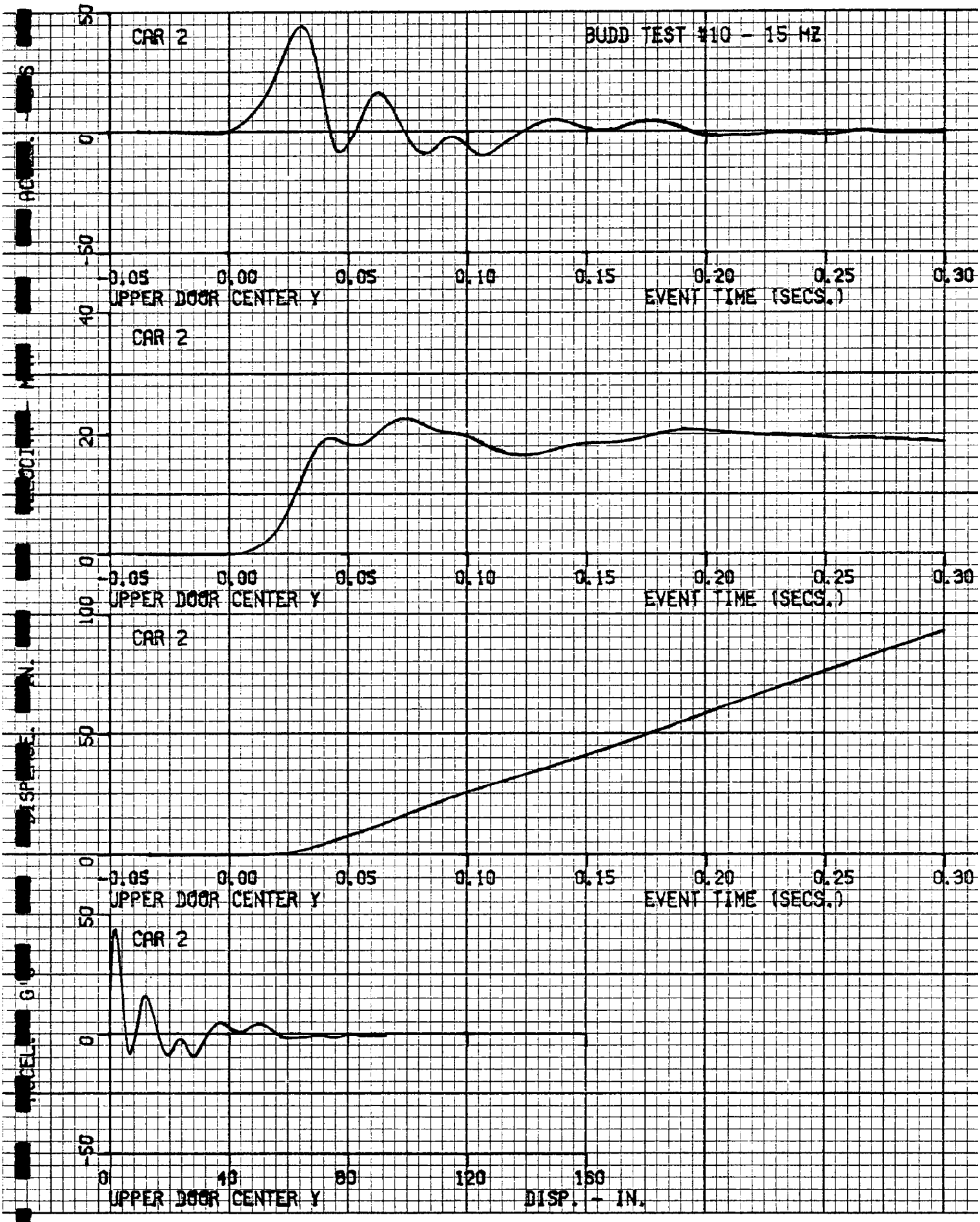
BUDD TEST #10 - 15 MZ
CAR 2
50
0
-50
-0.05
0.00
0.05
0.10
0.15
0.20
0.25
0.30
UPPER DOOR CENTER Y
EVENT TIME (SECS.)
CAR 2
40
20
0
-0.05
0.00
0.05
0.10
0.15
0.20
0.25
0.30
UPPER DOOR CENTER Y
EVENT TIME (SECS.)
CAR 2
100
50
0
-0.05
0.00
0.05
0.10
0.15
0.20
0.25
0.30
UPPER DOOR CENTER Y
EVENT TIME (SECS.)
CAR 2
50
0
-50
0
40
80
120
160
UPPER DOOR CENTER Y
DISP. - IN.

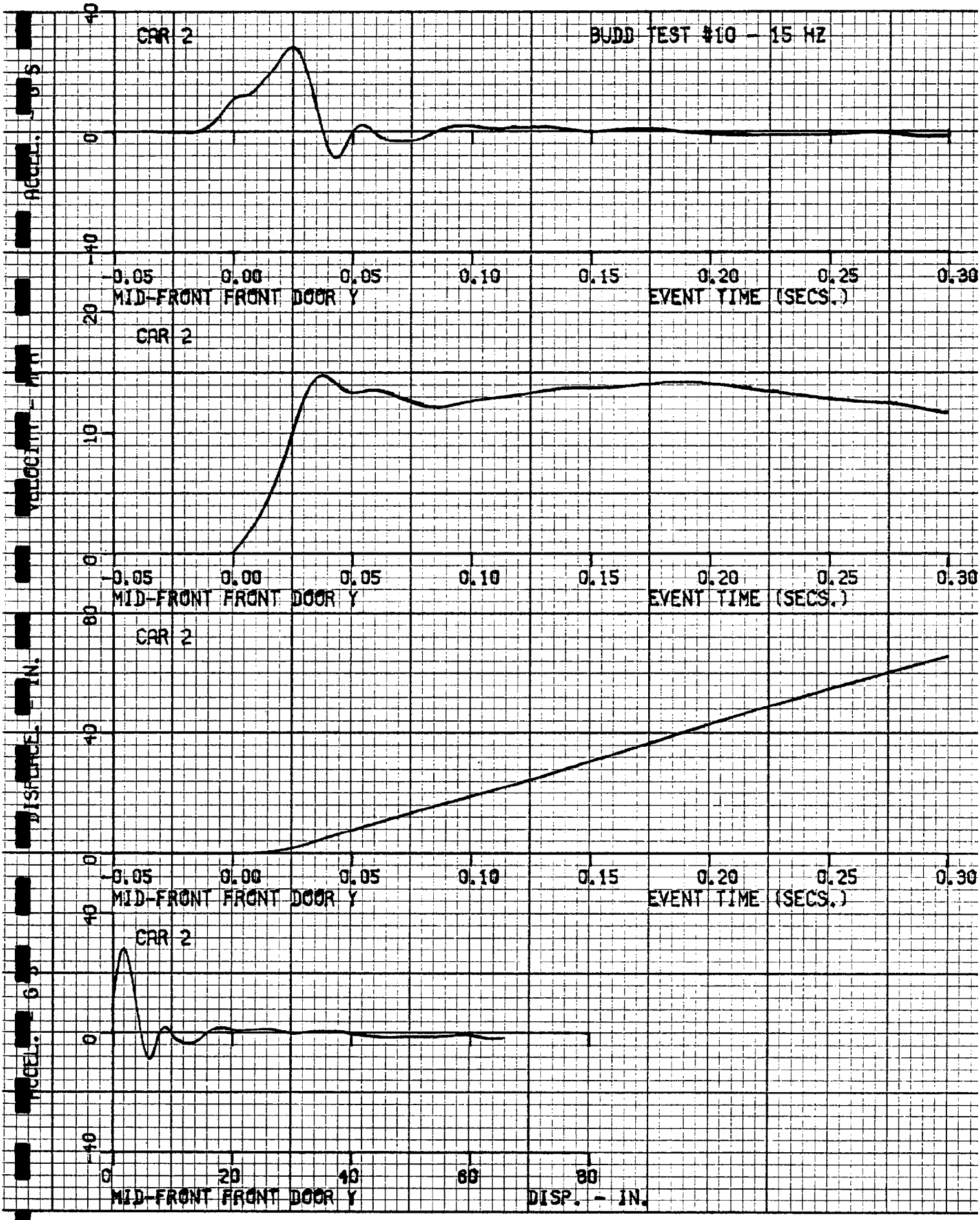
CAR 2
BUDD TEST #10 - 15 HZ
ACCEL. - G'S
40
0
-40
-0.05
0.00
0.05
0.10
0.15
0.20
0.25
0.30
MID-FRONT FRONT DOOR Y
EVENT TIME (SECS.)
CAR 2
VELOCITY - MPH
20
10
0
-0.05
0.00
0.05
0.10
0.15
0.20
0.25
0.30
MID-FRONT FRONT DOOR Y
EVENT TIME (SECS.)
CAR 2
DISPLACE. - IN.
80
40
0
-0.05
0.00
0.05
0.10
0.15
0.20
0.25
0.30
MID-FRONT FRONT DOOR Y
EVENT TIME (SECS.)
CAR 2
ACCEL. - G'S
40
0
-40
0
20
40
60
80
MID-FRONT FRONT DOOR Y
DISP. - IN.

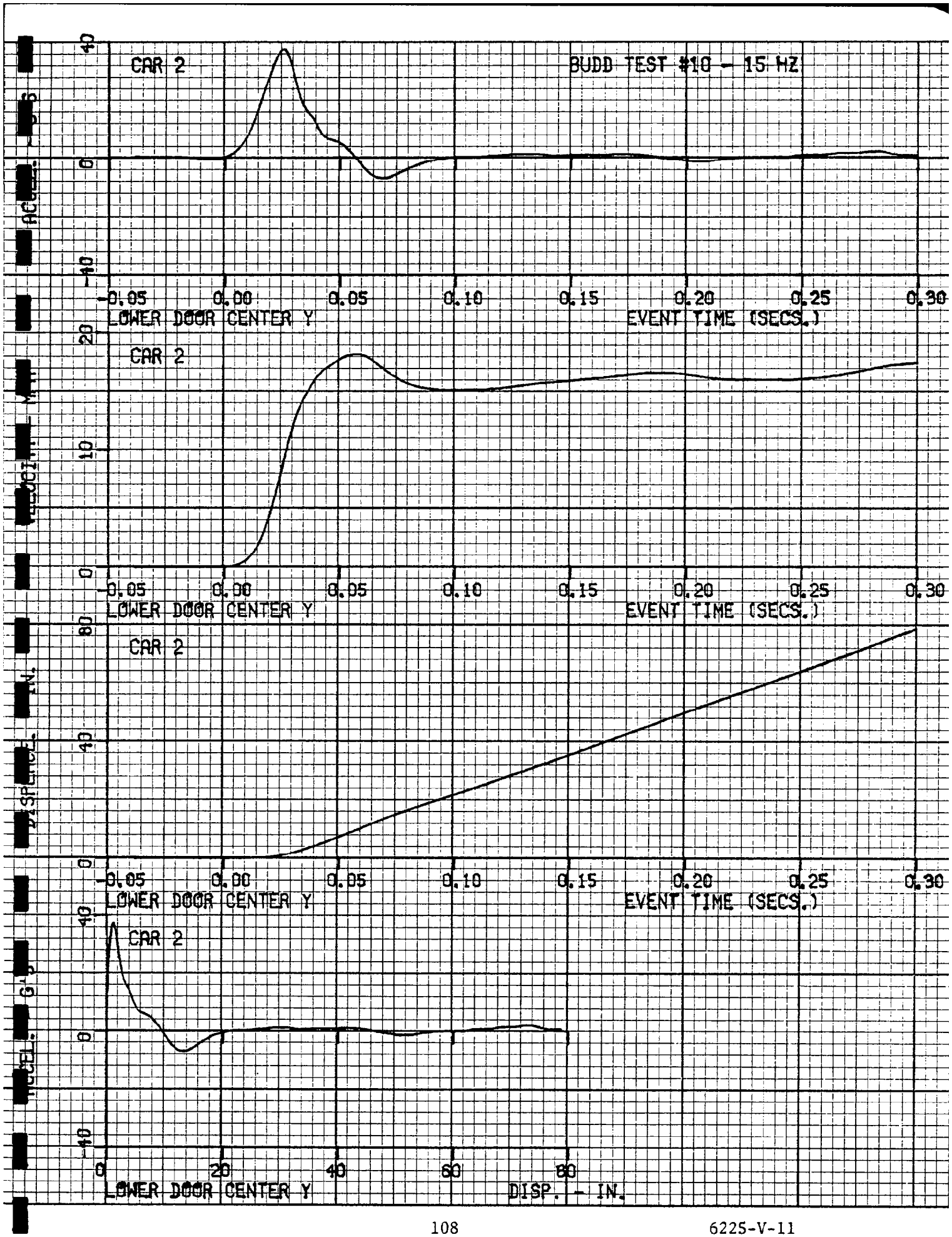
BUDD TEST #10 - 15 HZ
CAR 2
ACCEL. - G'S
40
0
-40
-0.05
0.00
0.05
0.10
0.15
0.20
0.25
0.30
LOWER DOOR CENTER Y
EVENT TIME (SECS.)
CAR 2
VELOCITY - M.P.H.
20
10
0
-0.05
0.00
0.05
0.10
0.15
0.20
0.25
0.30
LOWER DOOR CENTER Y
EVENT TIME (SECS.)
CAR 2
DISPLACEMENT - IN.
80
40
0
-0.05
0.00
0.05
0.10
0.15
0.20
0.25
0.30
LOWER DOOR CENTER Y
EVENT TIME (SECS.)
CAR 2
ACCEL. - G'S
40
0
-40
0
20
40
60
80
LOWER DOOR CENTER Y
DISP. - IN.

TEST NO. 5

CAR NO. 2 - 1976 VOLKSWAGEN RABBIT

DUMMY DATA

	Filter Channel Class
Head Acceleration	1000
Chest Acceleration	180
Pelvic Acceleration	180

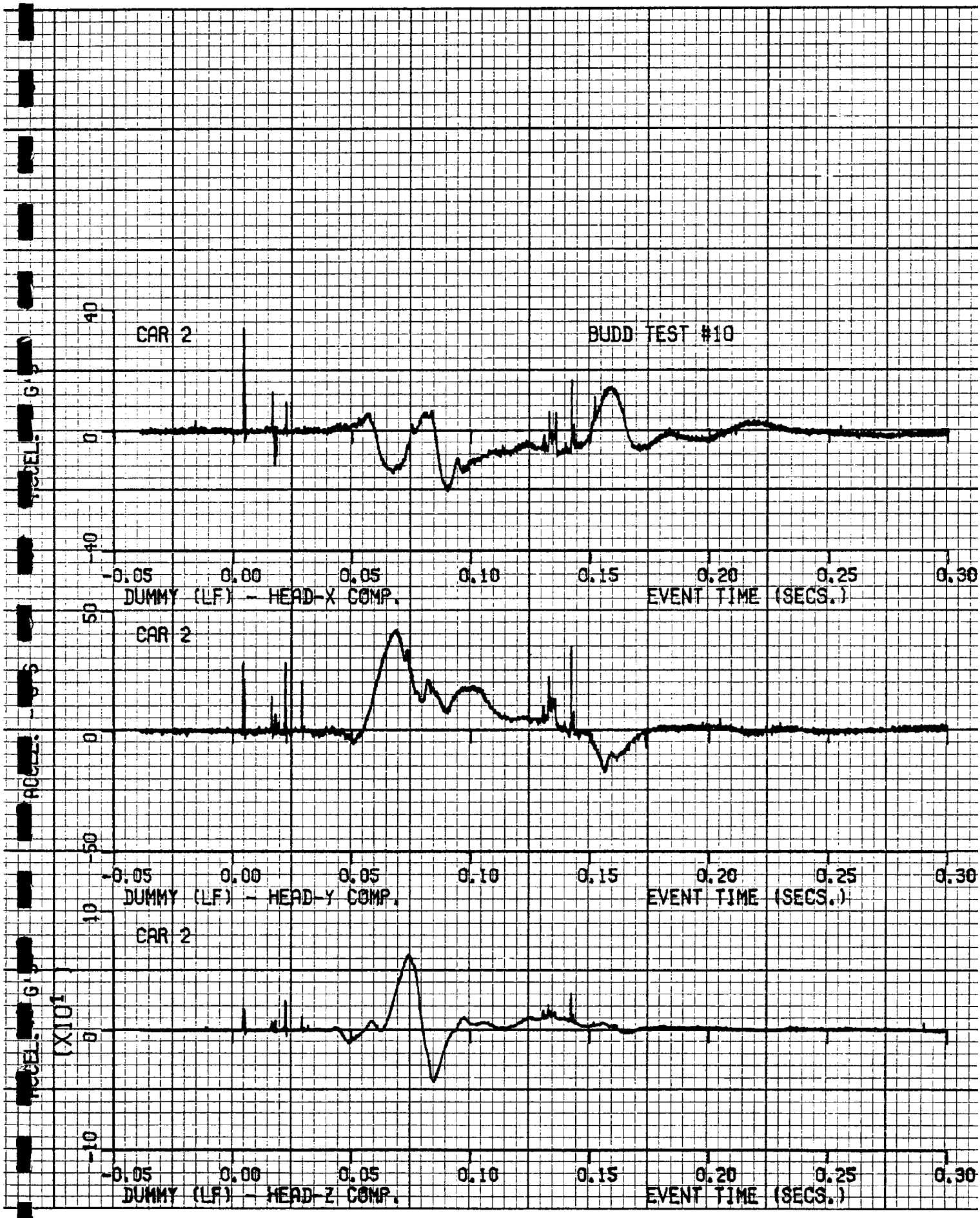
CAR 2
BUDD TEST #10
40
0
-40
-0.05
0.00
0.05
0.10
0.15
0.20
0.25
0.30
DUMMY (LF) - HEAD-X COMP.
EVENT TIME (SECS.)
CAR 2
50
0
-50
-0.05
0.00
0.05
0.10
0.15
0.20
0.25
0.30
DUMMY (LF) - HEAD-Y COMP.
EVENT TIME (SECS.)
CAR 2
10
0
-10
(X10¹)
-0.05
0.00
0.05
0.10
0.15
0.20
0.25
0.30
DUMMY (LF) - HEAD-Z COMP.
EVENT TIME (SECS.)

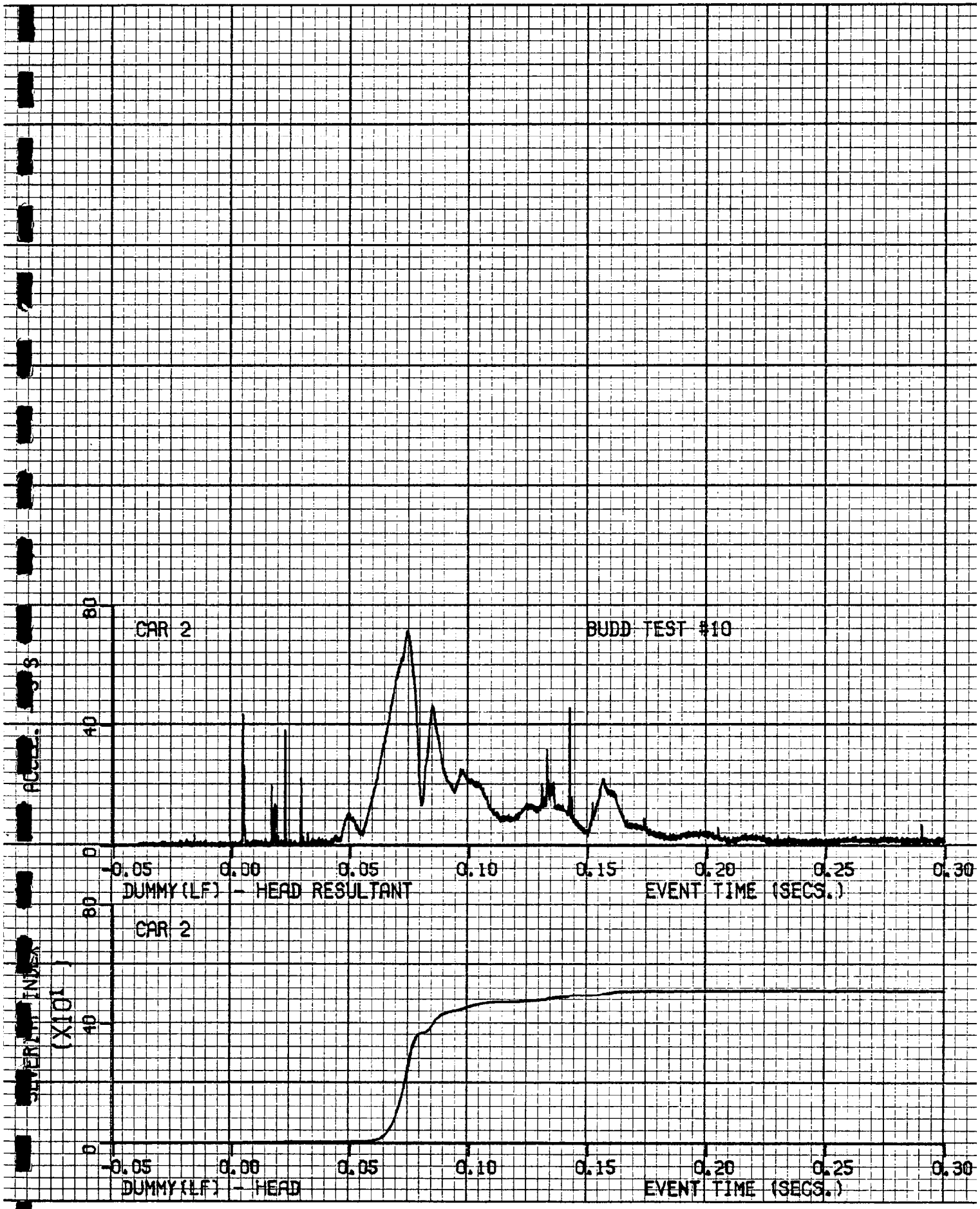
CAR 2
BUDD TEST #10
ACCEL. g's
80
40
0
-0.05
0.00
0.05
0.10
0.15
0.20
0.25
0.30
DUMMY(LF) - HEAD RESULTANT
EVENT TIME (SECS.)
CAR 2
SUVERN. FINDER (X10I)
80
40
0
-0.05
0.00
0.05
0.10
0.15
0.20
0.25
0.30
DUMMY(LF) - HEAD
EVENT TIME (SECS.)

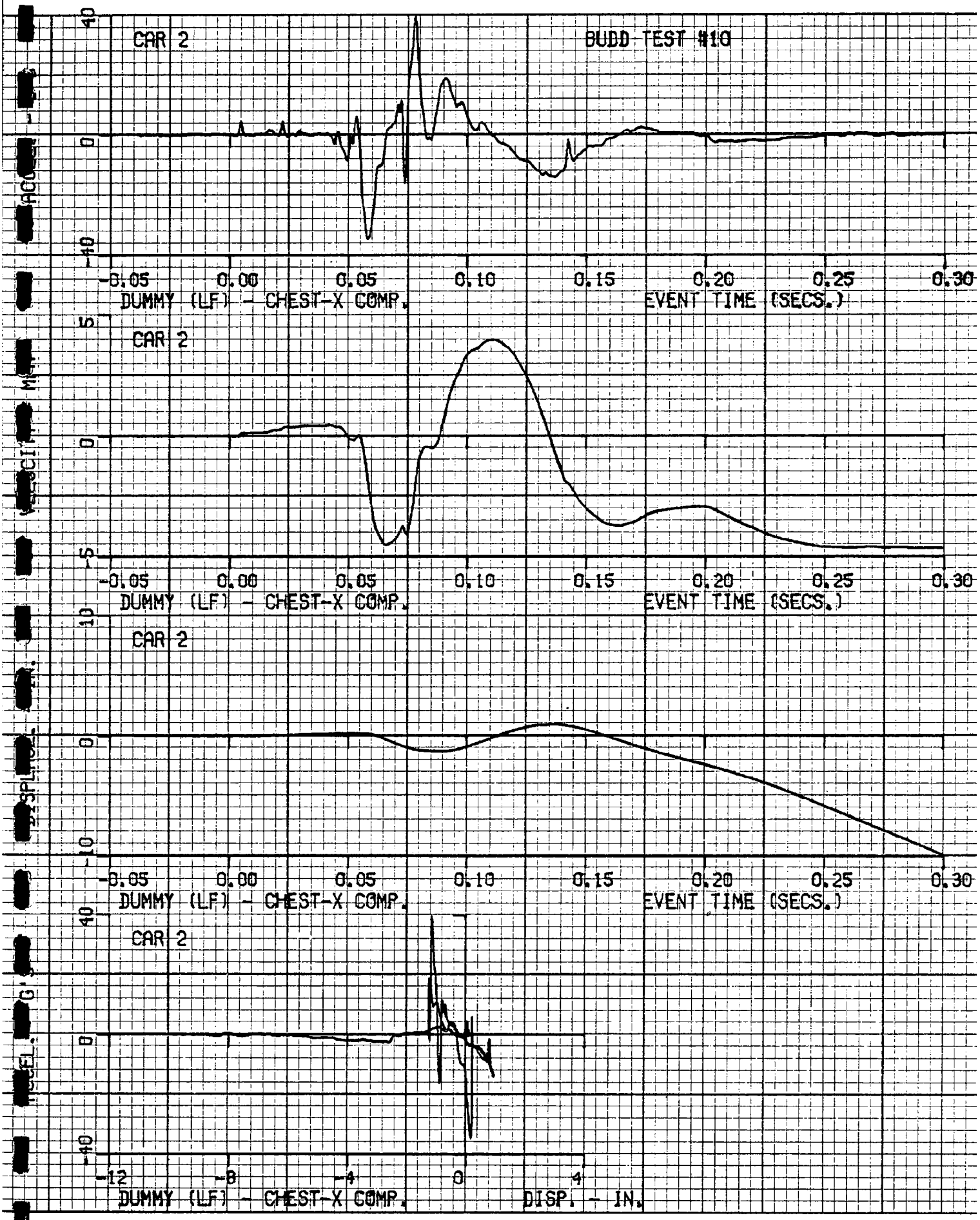
CAR 2
BUDD TEST #10
40
0
-40
-0.05
0.00
0.05
0.10
0.15
0.20
0.25
0.30
DUMMY (LF) - CHEST-X COMP.
EVENT TIME (SECS.)
CAR 2
5
0
-5
-0.05
0.00
0.05
0.10
0.15
0.20
0.25
0.30
DUMMY (LF) - CHEST-X COMP.
EVENT TIME (SECS.)
CAR 2
10
0
-10
-0.05
0.00
0.05
0.10
0.15
0.20
0.25
0.30
DUMMY (LF) - CHEST-X COMP.
EVENT TIME (SECS.)
CAR 2
40
0
-40
-12
-8
-4
0
4
DUMMY (LF) - CHEST-X COMP.
DISP. - IN.

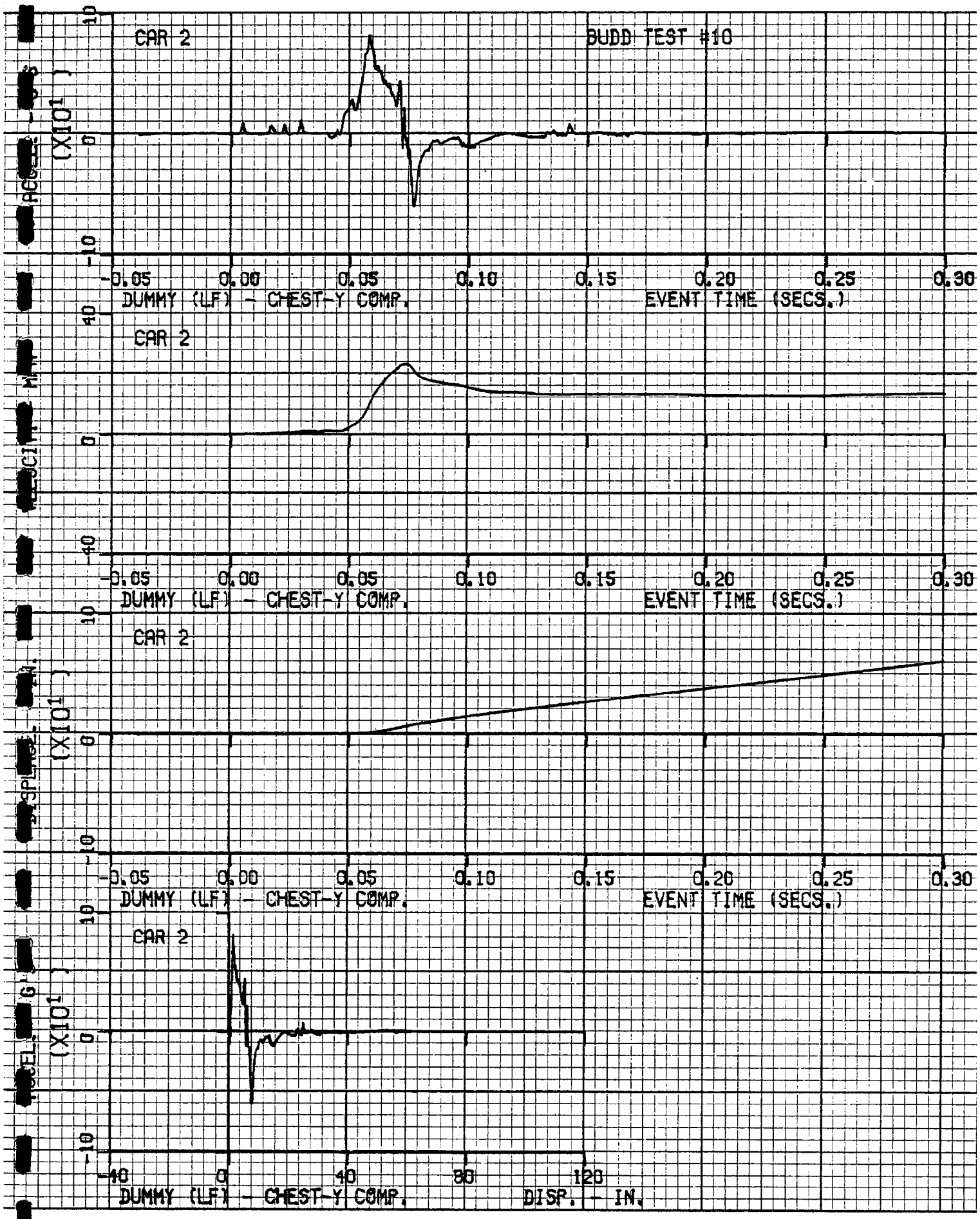
CAR 2
BUDD TEST #10
ACCEL. - G'S
(X101)
10
0
-10
-0.05
0.00
0.05
0.10
0.15
0.20
0.25
0.30
DUMMY (LF) - CHEST-Y COMP.
EVENT TIME (SECS.)
CAR 2
VELOCITY - M/S
40
0
-40
-0.05
0.00
0.05
0.10
0.15
0.20
0.25
0.30
DUMMY (LF) - CHEST-Y COMP.
EVENT TIME (SECS.)
CAR 2
DISPLACE. - IN.
(X101)
10
0
-10
-0.05
0.00
0.05
0.10
0.15
0.20
0.25
0.30
DUMMY (LF) - CHEST-Y COMP.
EVENT TIME (SECS.)
CAR 2
ACCEL. - G'S
(X101)
10
0
-10
-40
0
40
80
120
DUMMY (LF) - CHEST-Y COMP.
DISP. - IN.

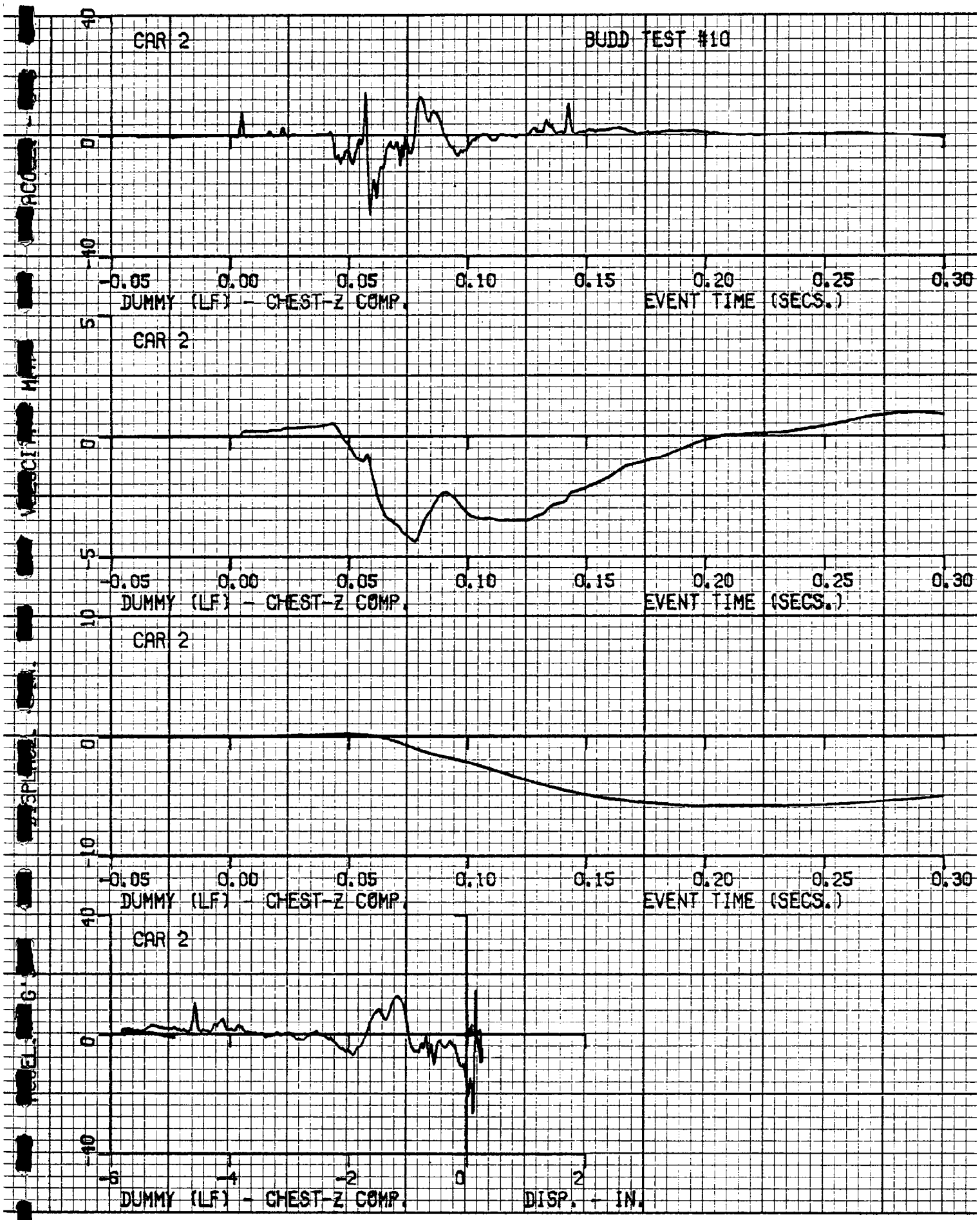
CAR 2
BUDD TEST #10
40
0
-40
-0.05
0.00
0.05
0.10
0.15
0.20
0.25
0.30
DUMMY (LF) - CHEST-Z COMP.
EVENT TIME (SECS.)
CAR 2
5
0
-5
-0.05
0.00
0.05
0.10
0.15
0.20
0.25
0.30
DUMMY (LF) - CHEST-Z COMP.
EVENT TIME (SECS.)
CAR 2
10
0
-10
-0.05
0.00
0.05
0.10
0.15
0.20
0.25
0.30
DUMMY (LF) - CHEST-Z COMP.
EVENT TIME (SECS.)
CAR 2
40
0
-40
-6
-4
-2
0
2
DUMMY (LF) - CHEST-Z COMP.
DISP. - IN.

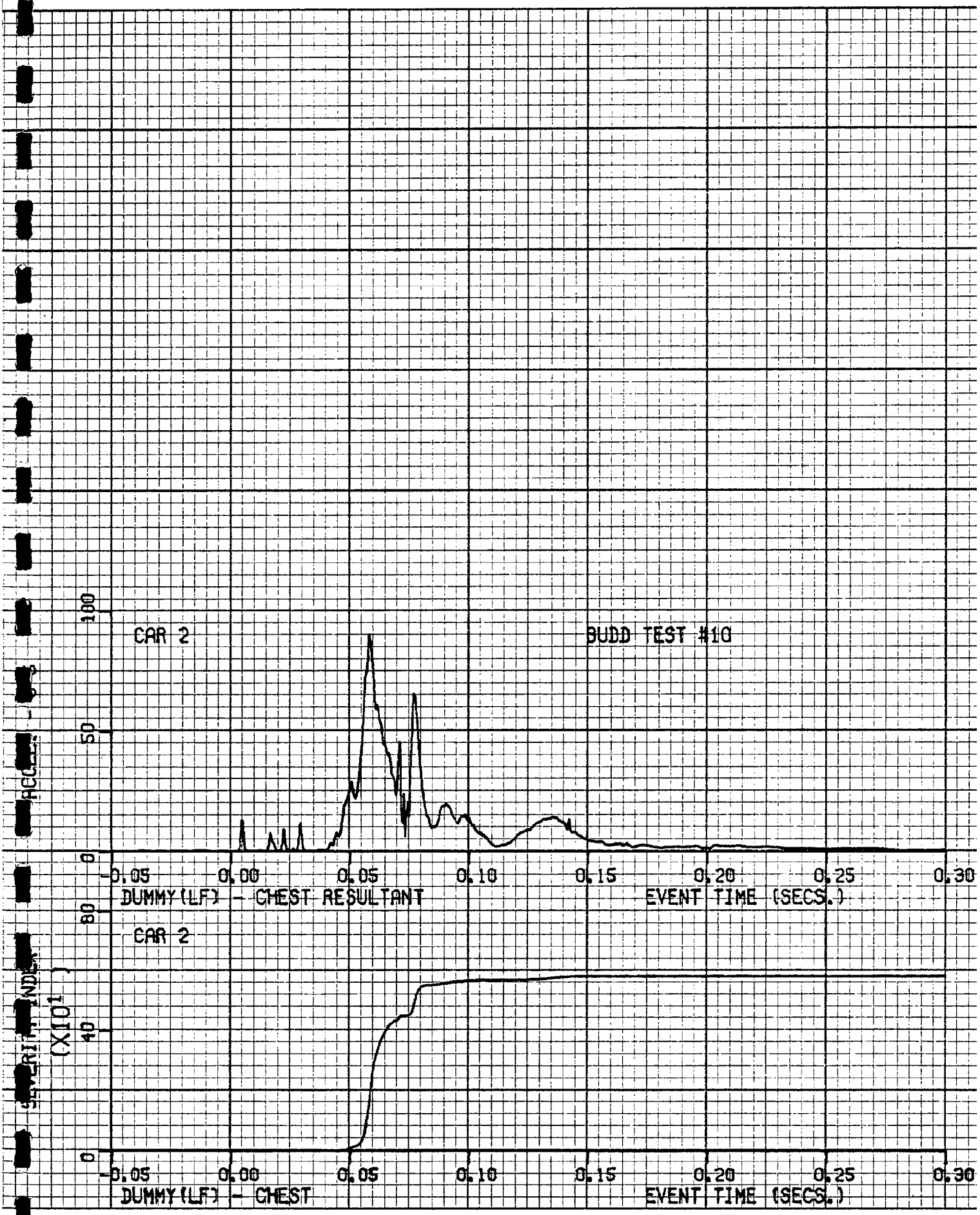
CAR 2
BUDD TEST #10
ACCEL. - G
100
50
0
-0.05
0.00
0.05
0.10
0.15
0.20
0.25
0.30
DUMMY (LF) - CHEST RESULTANT
EVENT TIME (SECS.)
CAR 2
SEVERITY INDEX
(X10¹)
80
40
0
-0.05
0.00
0.05
0.10
0.15
0.20
0.25
0.30
DUMMY (LF) - CHEST
EVENT TIME (SECS.)

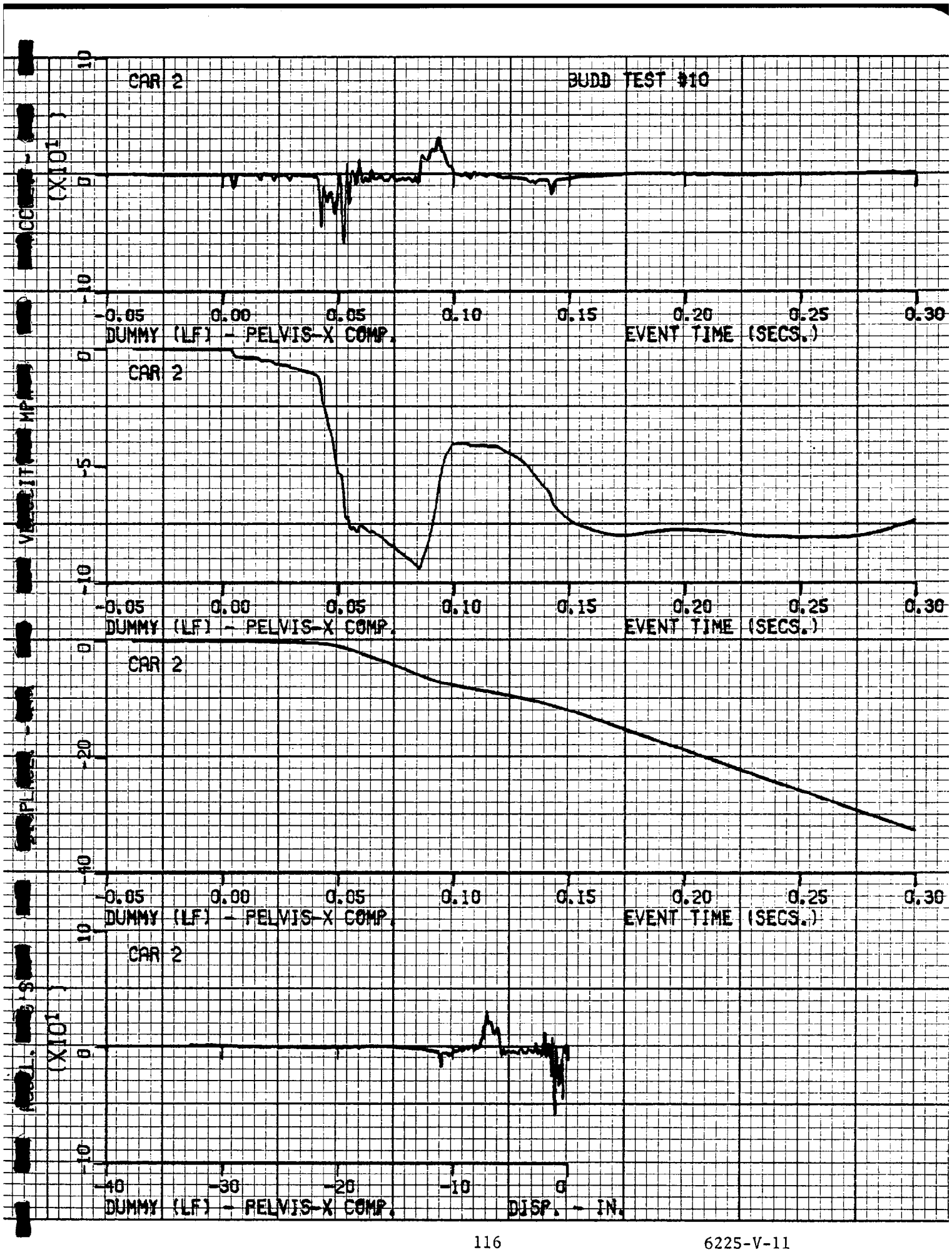
CAR 2
BUDD TEST #10
(X10¹)
10
0
-10
-0.05
0.00
0.05
0.10
0.15
0.20
0.25
0.30
DUMMY (LF) - PELVIS-X COMP.
EVENT TIME (SECS.)
CAR 2
0
-5
-10
-0.05
0.00
0.05
0.10
0.15
0.20
0.25
0.30
DUMMY (LF) - PELVIS-X COMP.
EVENT TIME (SECS.)
CAR 2
0
-20
-40
-0.05
0.00
0.05
0.10
0.15
0.20
0.25
0.30
DUMMY (LF) - PELVIS-X COMP.
EVENT TIME (SECS.)
CAR 2
(X10¹)
10
0
-10
-40
-30
-20
-10
0
DUMMY (LF) - PELVIS-X COMP.
DISP. - IN.

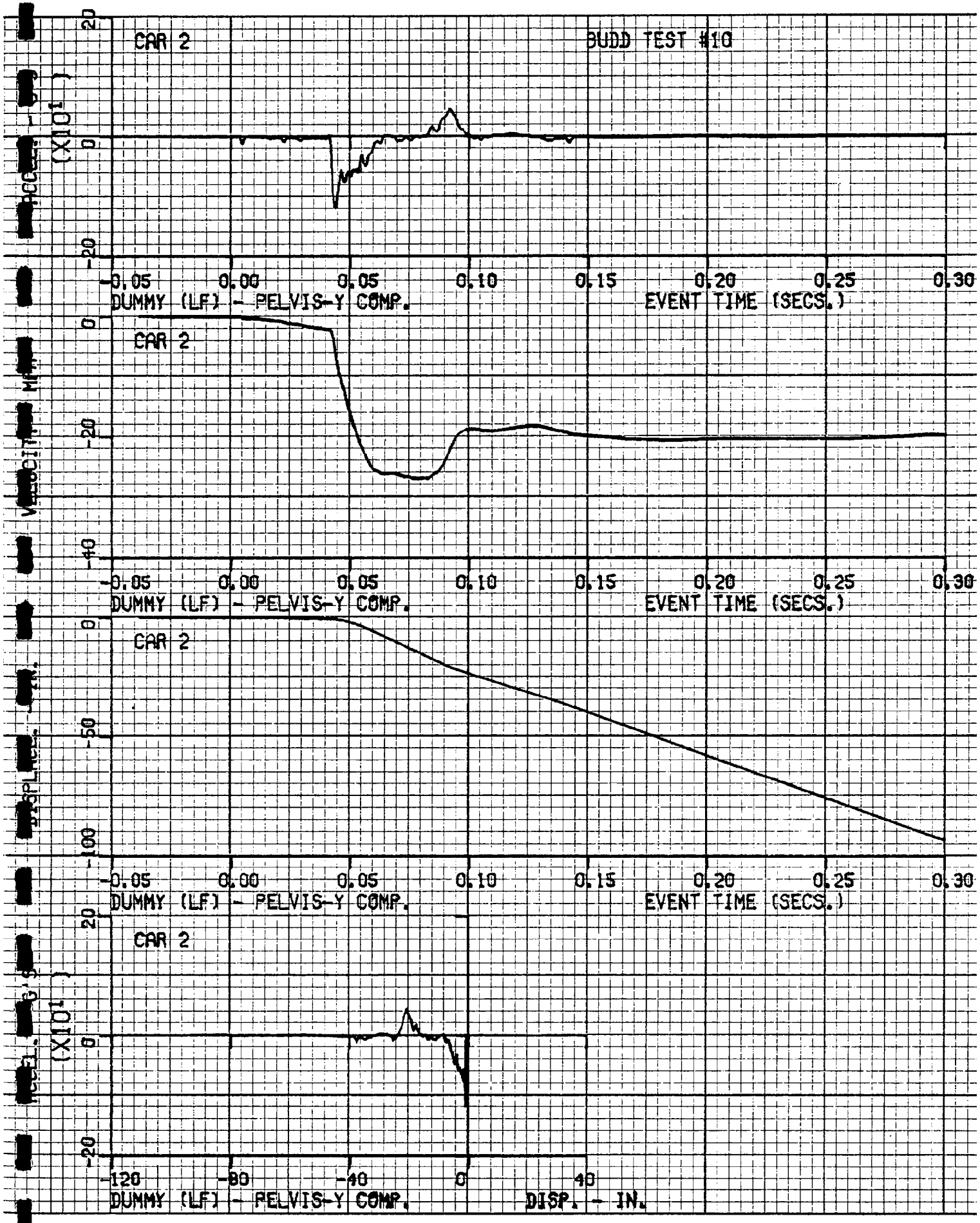
CAR 2
BUDD TEST #10
ACCEL. - G'S (X10¹)
20
0
-20
-0.05
0.00
0.05
0.10
0.15
0.20
0.25
0.30
DUMMY (LF) - PELVIS-Y COMP.
EVENT TIME (SECS.)
CAR 2
VELOCITY - MPH
0
-20
-40
-0.05
0.00
0.05
0.10
0.15
0.20
0.25
0.30
DUMMY (LF) - PELVIS-Y COMP.
EVENT TIME (SECS.)
CAR 2
DISPLACE. - IN.
0
-50
-100
-0.05
0.00
0.05
0.10
0.15
0.20
0.25
0.30
DUMMY (LF) - PELVIS-Y COMP.
EVENT TIME (SECS.)
CAR 2
ACCEL. - G'S (X10¹)
20
0
-20
-120
-80
-40
0
40
DUMMY (LF) - PELVIS-Y COMP.
DISP. - IN.

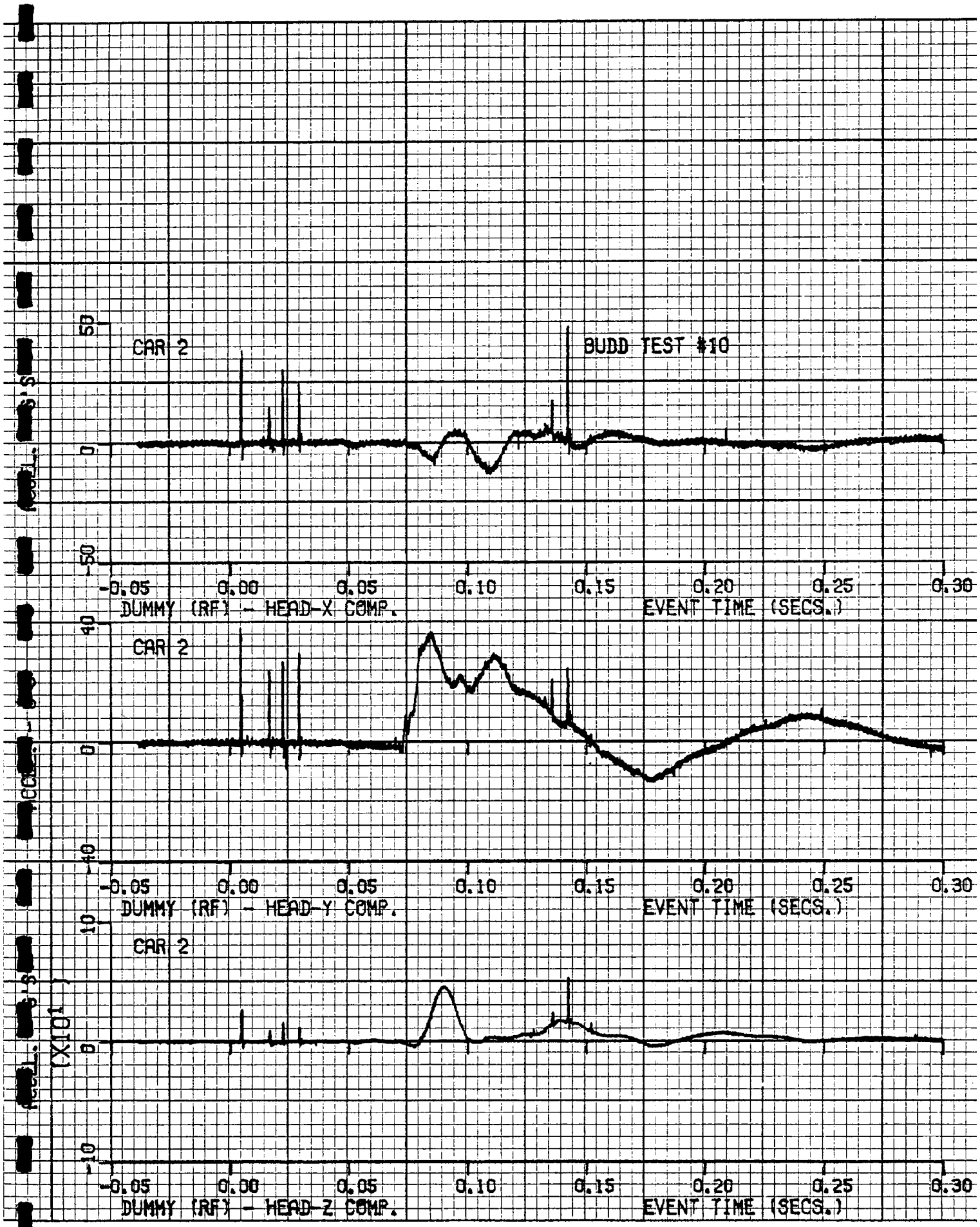
CAR 2
BUDD TEST #10
50
0
-50
-0.05
0.00
0.05
0.10
0.15
0.20
0.25
0.30
DUMMY (RF) - HEAD-X COMP.
EVENT TIME (SECS.)
CAR 2
40
0
-40
DUMMY (RF) - HEAD-Y COMP.
EVENT TIME (SECS.)
CAR 2
10
0
-10
(X10)
DUMMY (RF) - HEAD-Z COMP.
EVENT TIME (SECS.)

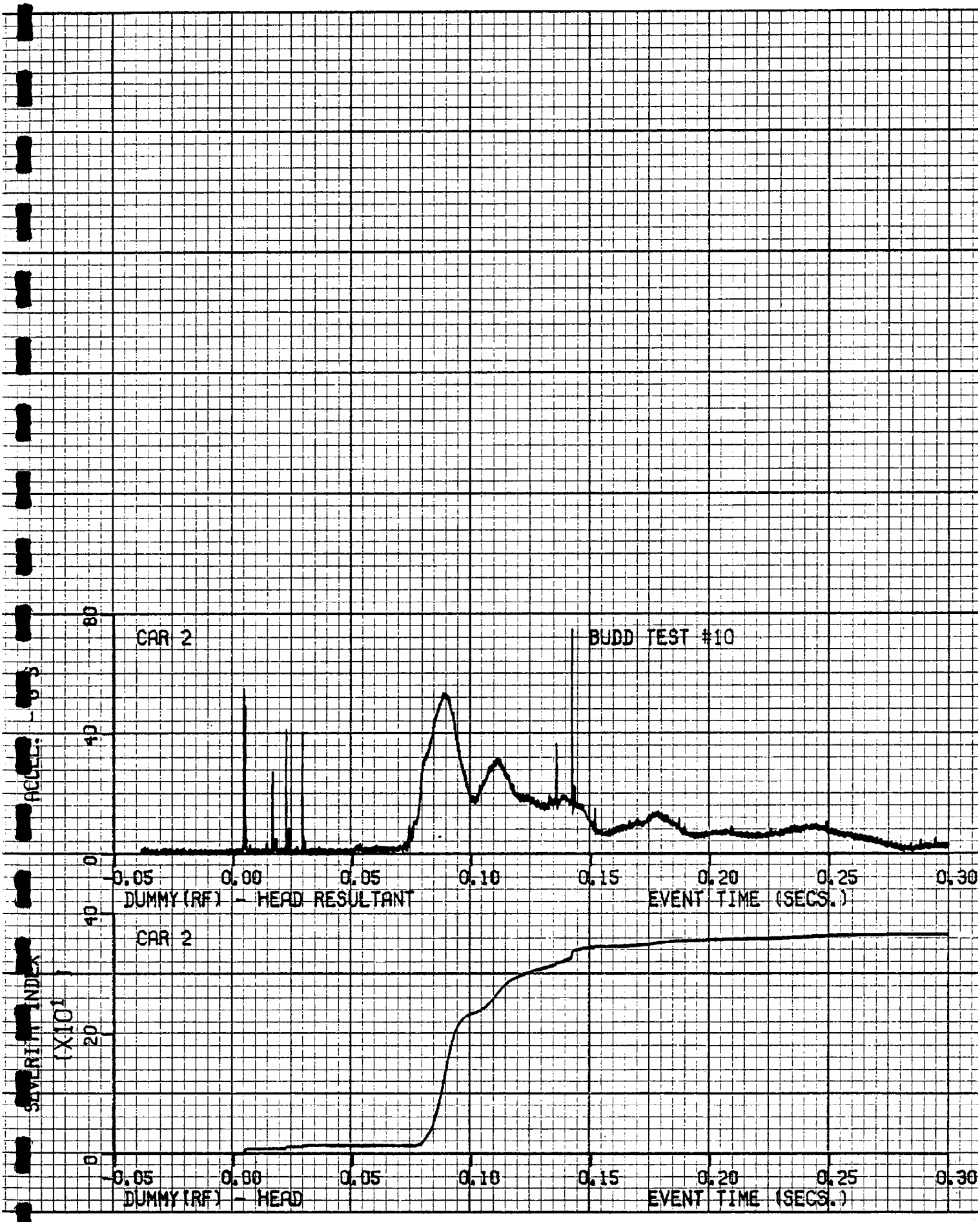
CAR 2
BUDD TEST #10
ACCEL. - G'S
80
40
0
-0.05
0.00
0.05
0.10
0.15
0.20
0.25
0.30
DUMMY(RF) - HEAD RESULTANT
EVENT TIME (SECS.)
CAR 2
SEVERITY INDEX
(X10¹)
40
20
0
-0.05
0.00
0.05
0.10
0.15
0.20
0.25
0.30
DUMMY(RF) - HEAD
EVENT TIME (SECS.)

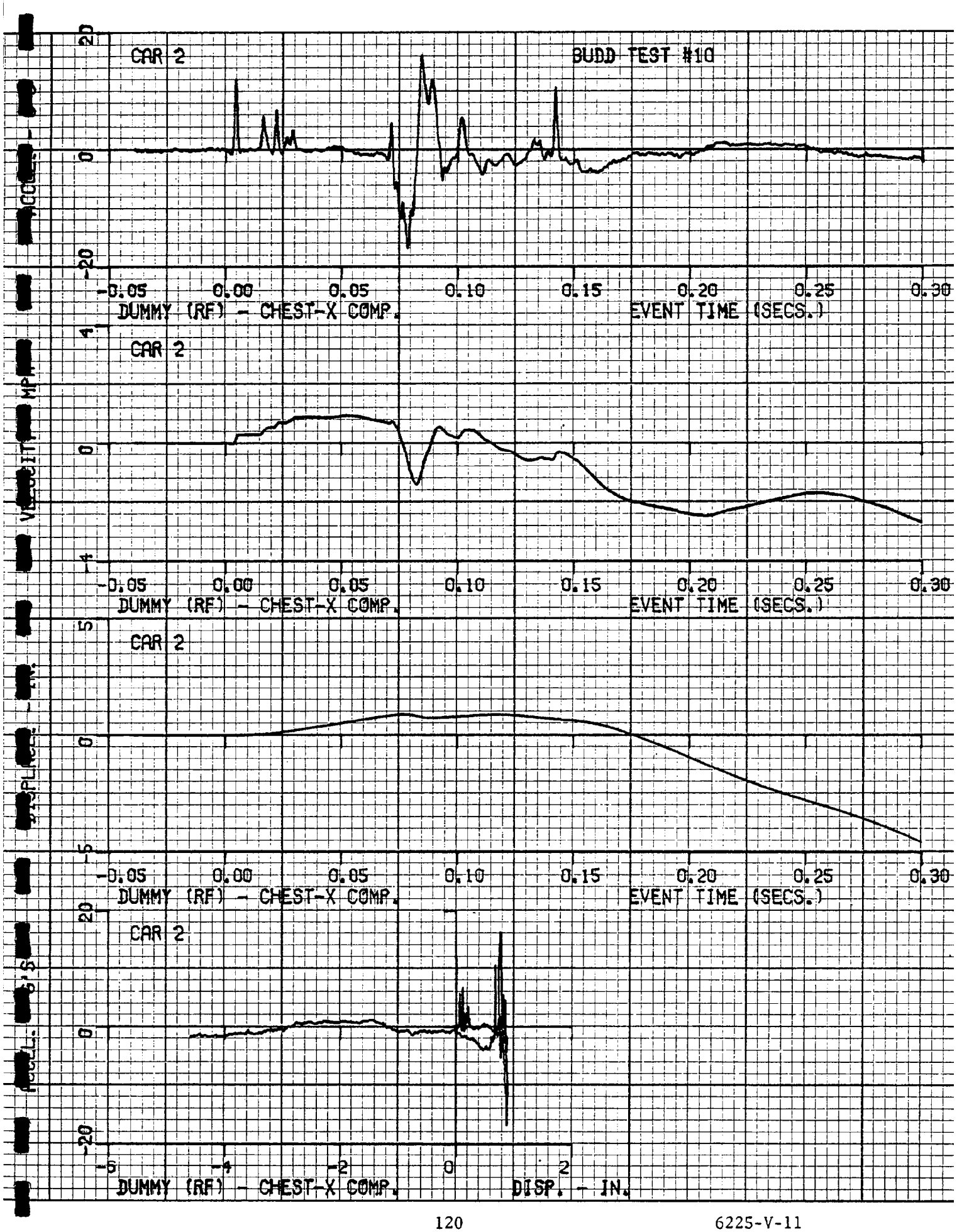
CAR 2
BUDD TEST #10
20
0
-20
-0.05
0.00
0.05
0.10
0.15
0.20
0.25
0.30
DUMMY (RF) - CHEST-X COMP.
EVENT TIME (SECS.)
CAR 2
4
0
-4
DUMMY (RF) - CHEST-X COMP.
EVENT TIME (SECS.)
CAR 2
5
0
-5
DUMMY (RF) - CHEST-X COMP.
EVENT TIME (SECS.)
CAR 2
20
0
-20
-6
-4
-2
0
2
DUMMY (RF) - CHEST-X COMP.
DISP. - IN.

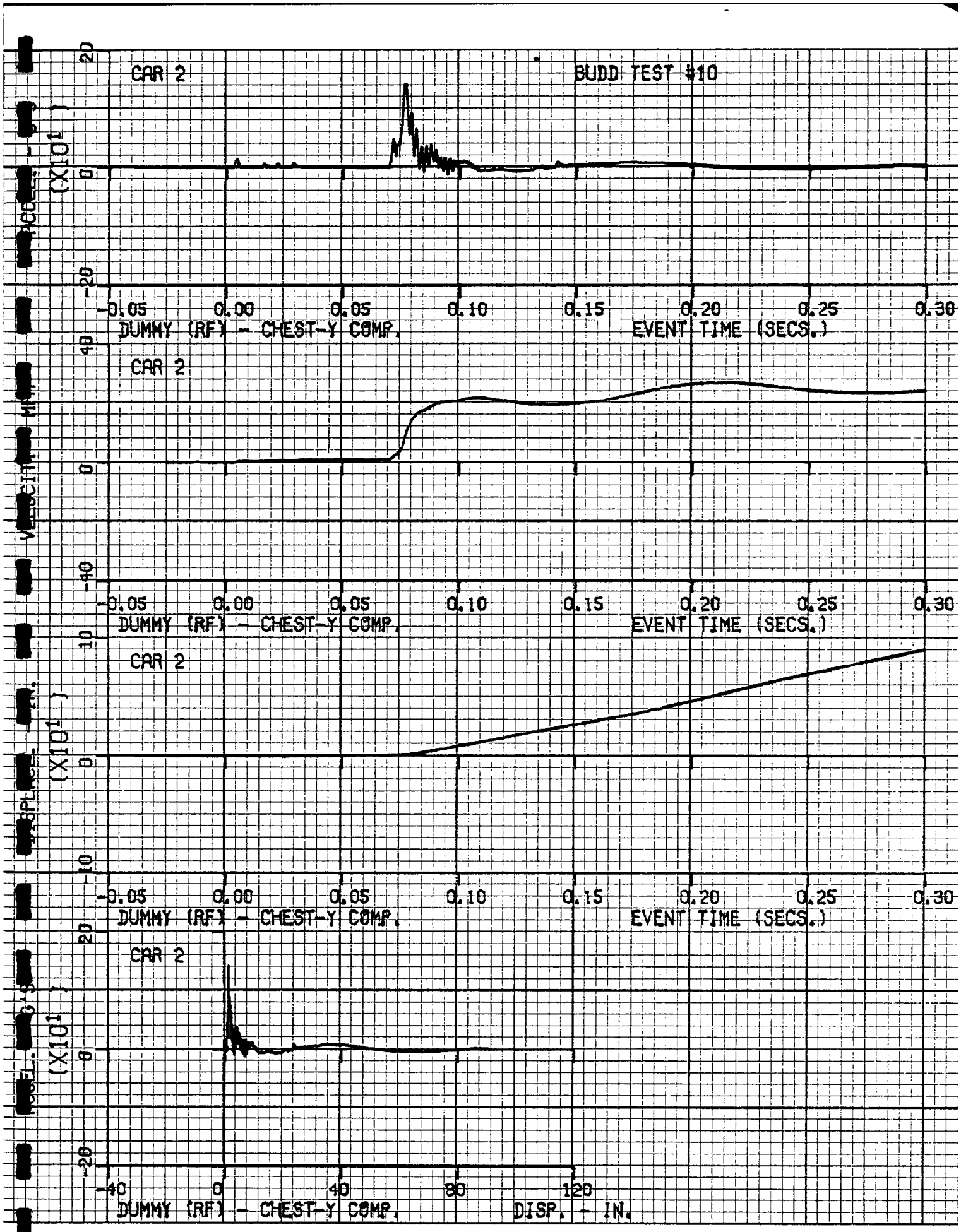
CAR 2
BUDD TEST #10
ACCEL. - G'S (X10¹)
20
0
-20
-0.05
0.00
0.05
0.10
0.15
0.20
0.25
0.30
DUMMY (RF) - CHEST-Y COMP.
EVENT TIME (SECS.)
CAR 2
VELOCITY - MPH
40
0
-40
-0.05
0.00
0.05
0.10
0.15
0.20
0.25
0.30
DUMMY (RF) - CHEST-Y COMP.
EVENT TIME (SECS.)
CAR 2
DISPLACE. - IN.
10
0
-10
-0.05
0.00
0.05
0.10
0.15
0.20
0.25
0.30
DUMMY (RF) - CHEST-Y COMP.
EVENT TIME (SECS.)
CAR 2
ACCEL. - G'S (X10¹)
20
0
-20
-40
0
40
80
120
DUMMY (RF) - CHEST-Y COMP.
DISP. - IN.

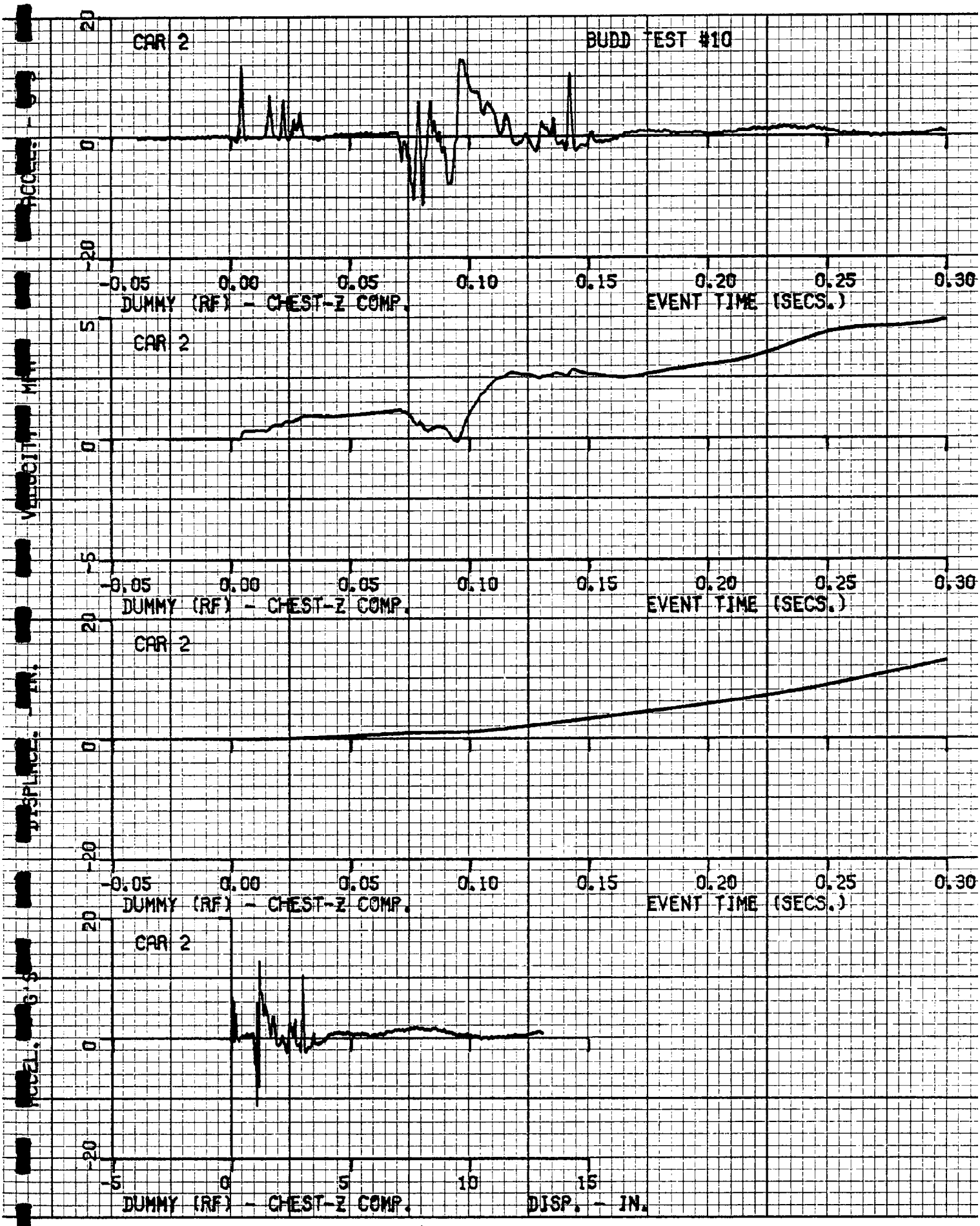
CAR 2
BUDD TEST #10
ACCEL. - G'S
20
0
-20
-0.05
0.00
0.05
0.10
0.15
0.20
0.25
0.30
DUMMY (RF) - CHEST-Z COMP.
EVENT TIME (SECS.)
CAR 2
VELOCITY - MPH
5
0
-5
-0.05
0.00
0.05
0.10
0.15
0.20
0.25
0.30
DUMMY (RF) - CHEST-Z COMP.
EVENT TIME (SECS.)
CAR 2
DISPLACE. - IN.
20
0
-20
-0.05
0.00
0.05
0.10
0.15
0.20
0.25
0.30
DUMMY (RF) - CHEST-Z COMP.
EVENT TIME (SECS.)
CAR 2
ACCEL. - G'S
20
0
-20
-5
0
5
10
15
DUMMY (RF) - CHEST-Z COMP.
DISP. - IN.

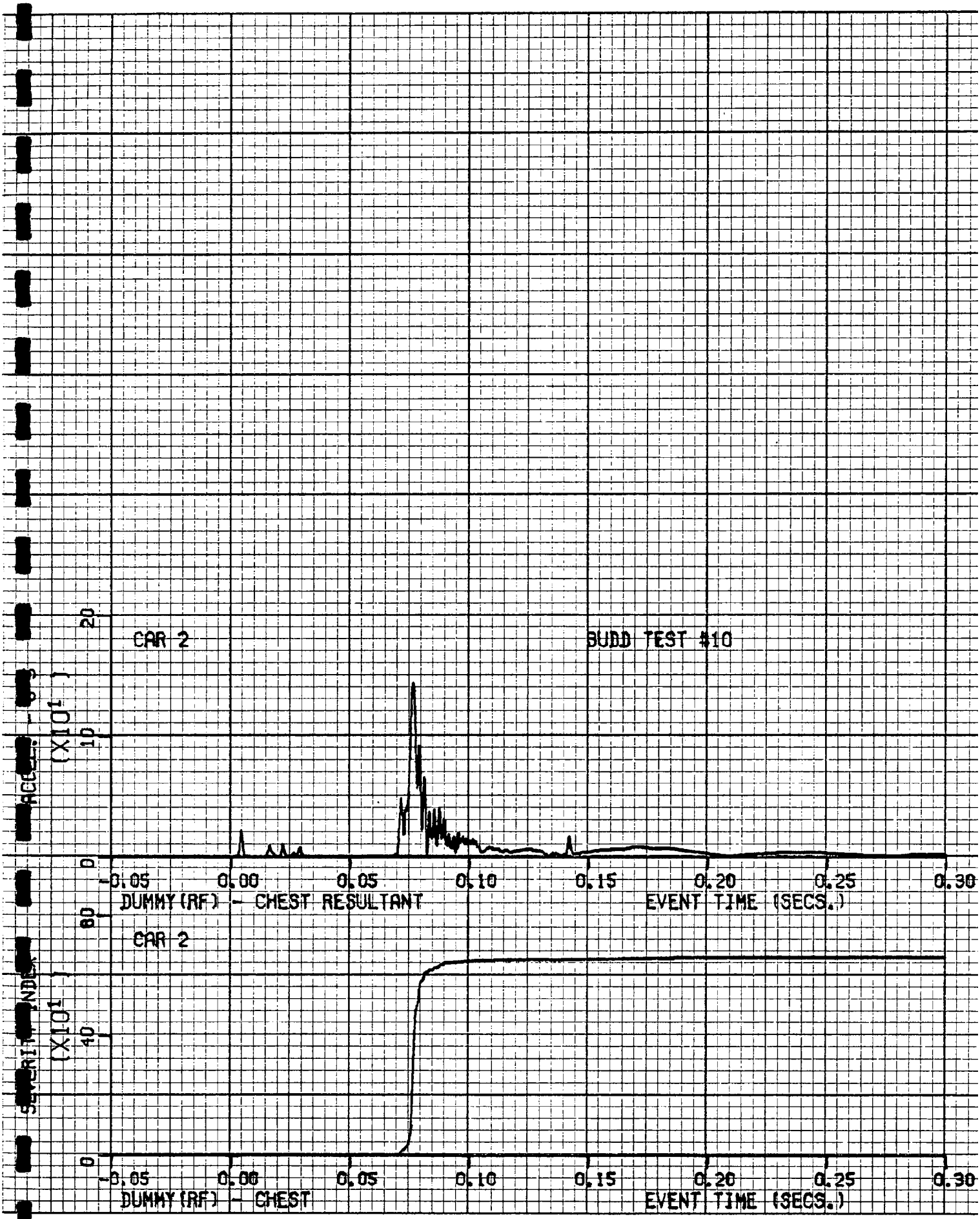
CAR 2
BUDD TEST #10
ACCEL. - G'S
(X10¹)
20
10
0
-0.05
0.00
0.05
0.10
0.15
0.20
0.25
0.30
DUMMY (RF) - CHEST RESULTANT
EVENT TIME (SECS.)
CAR 2
SEVERITY INDEX
(X10¹)
80
40
0
-0.05
0.00
0.05
0.10
0.15
0.20
0.25
0.30
DUMMY (RF) - CHEST
EVENT TIME (SECS.)

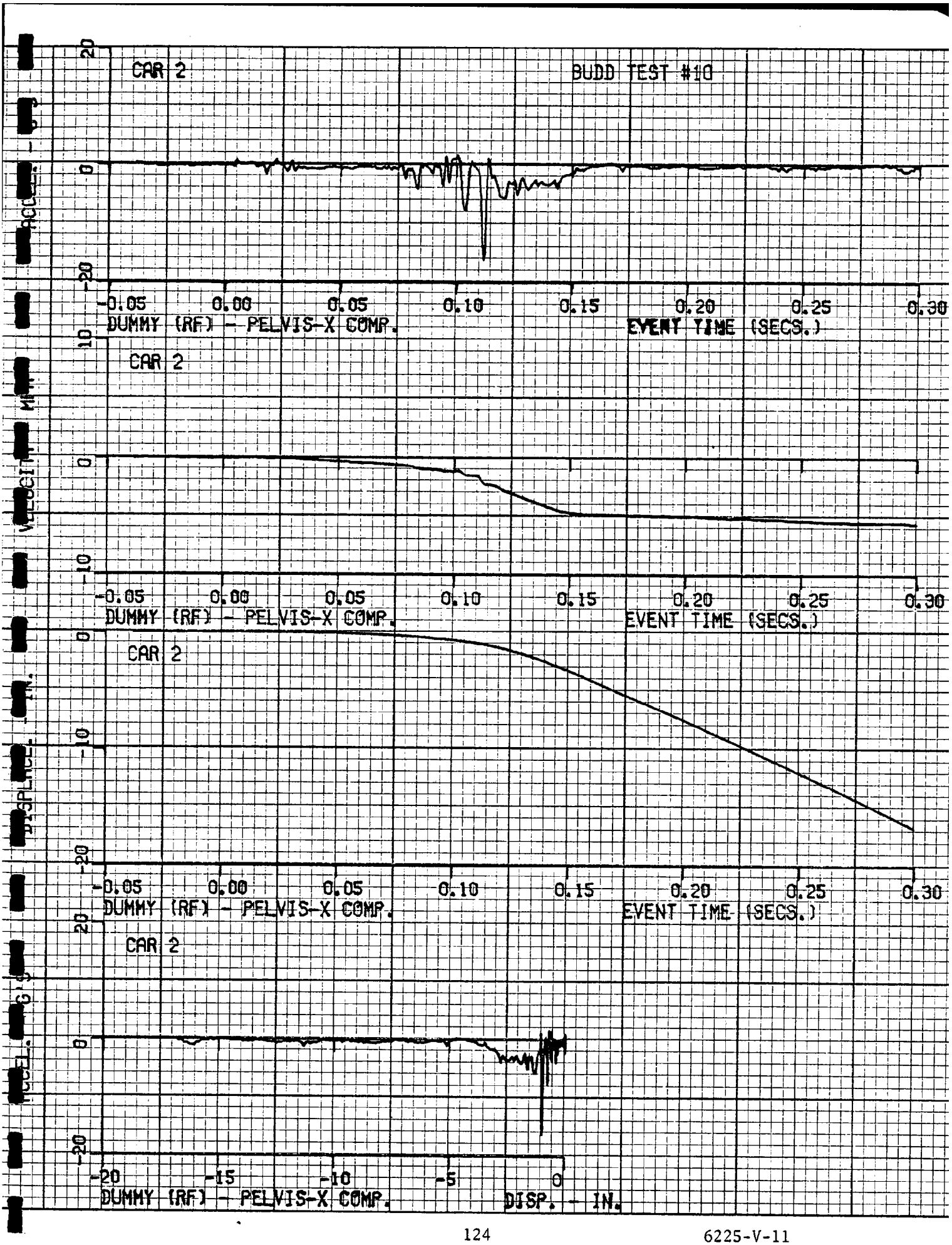
CAR 2
BUDD TEST #10
ACCEL. - G'S
20
0
-20
-0.05
0.00
0.05
0.10
0.15
0.20
0.25
0.30
DUMMY (RF) - PELVIS-X COMP.
EVENT TIME (SECS.)
CAR 2
VELOCITY - MPH
10
0
-10
-0.05
0.00
0.05
0.10
0.15
0.20
0.25
0.30
DUMMY (RF) - PELVIS-X COMP.
EVENT TIME (SECS.)
CAR 2
DISPLACE. - IN.
0
-10
-20
-0.05
0.00
0.05
0.10
0.15
0.20
0.25
0.30
DUMMY (RF) - PELVIS-X COMP.
EVENT TIME (SECS.)
CAR 2
ACCEL. - G'S
20
0
-20
-20
-15
-10
-5
0
DUMMY (RF) - PELVIS-X COMP.
DISP. - IN.

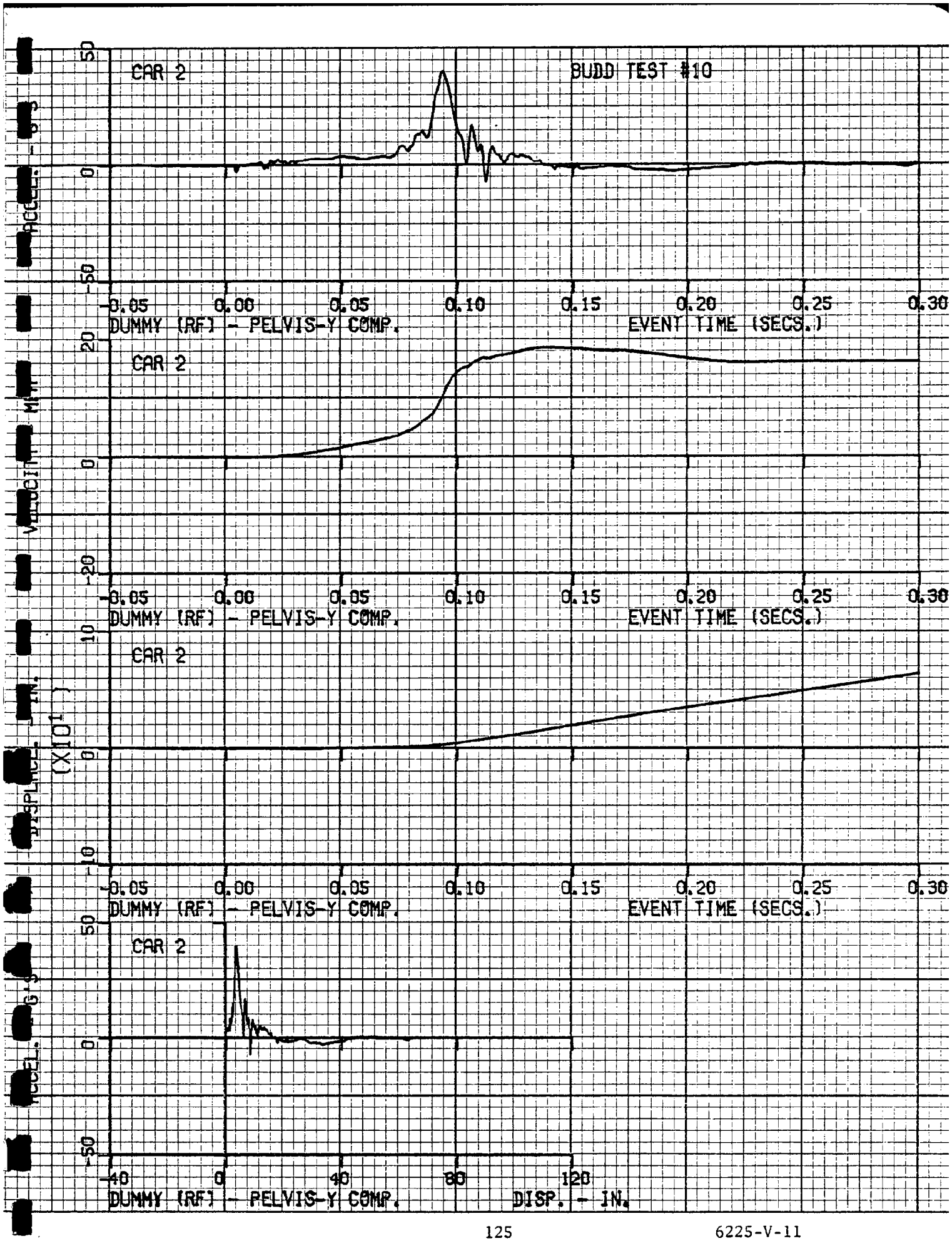
CAR 2
BUDD TEST #10
ACCEL. - G'S
50
0
-50
-0.05
0.00
0.05
0.10
0.15
0.20
0.25
0.30
DUMMY (RF) - PELVIS-Y COMP.
EVENT TIME (SECS.)
CAR 2
VELOCITY - MPH
20
0
-20
-0.05
0.00
0.05
0.10
0.15
0.20
0.25
0.30
DUMMY (RF) - PELVIS-Y COMP.
EVENT TIME (SECS.)
CAR 2
DISPLACE. - IN.
(X10¹)
10
0
-10
-0.05
0.00
0.05
0.10
0.15
0.20
0.25
0.30
DUMMY (RF) - PELVIS-Y COMP.
EVENT TIME (SECS.)
CAR 2
ACCEL. - G'S
50
0
-50
-40
0
40
80
120
DUMMY (RF) - PELVIS-Y COMP.
DISP. - IN.